



YAMAHA

PARTS LIST

MODEL DT125A

www.legends-yamaha-enduros.com

NOTICE.

ALL PART NUMBERS CONTAINED IN THIS CATALOGUE ARE COMPRISED OF TEN DIGITS. WHEN ORDERING, PLEASE ADD TWO ZEROS TO THE END OF EACH PART NUMBER REQUIRED TO CONVERT THE TEN DIGITS INTO THE NEW TWELVE DIGIT NUMBERS.

YAMAHA MOTOR CO., LTD.

YAMAHA

PARTS LIST

MODEL DT125A

www.legends-yamaha-enduros.com



www.legends-yamaha-vehicles.com

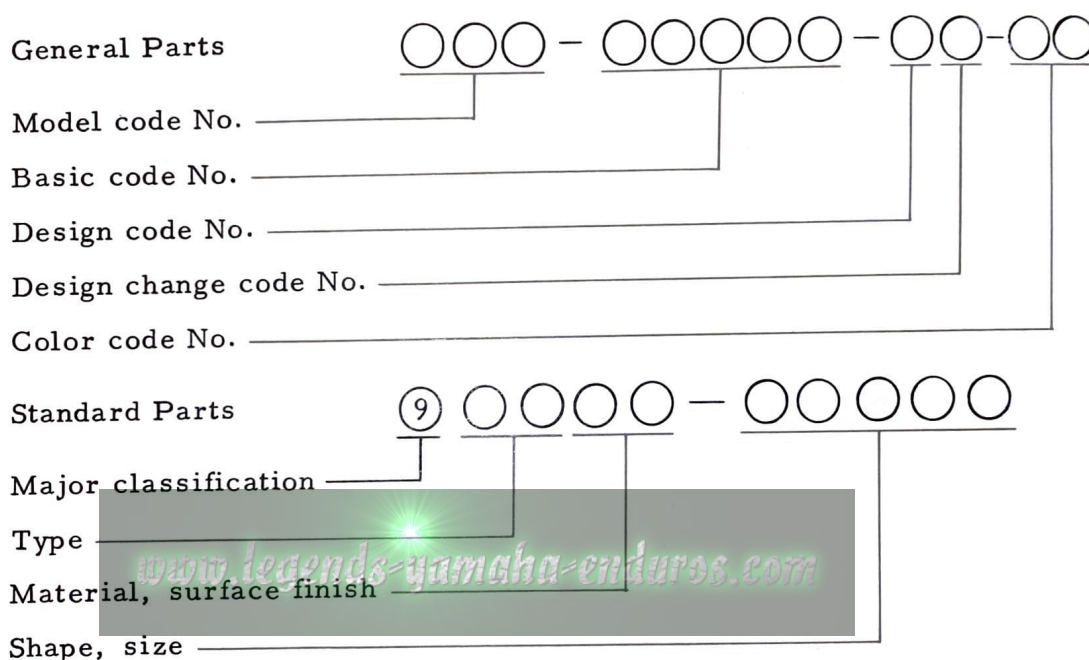


FOREWORD

This Parts List relates to the parts in use for the Yamaha DT125A. When you are ordering replacement parts for the DT125A, refer to this Parts List and quote both part numbers and part names correctly.

1. Structure of Part No.

Yamaha parts are divided largely into two categories; general parts and standard parts, and each part No. has the following structure:



Note: Every standard No. begins with 9.

2. How to Use this Parts List

(1) Except for steel balls (whose size is indicated in inches), the size of all parts is indicated in millimeters in the following manner.

Pipe (rubber or vinyl) Inside diameter - length

O-ring Section area - inside diameter

Washer, shim, collar Inside diameter - outside diameter - thickness (length)

(2) Parts, which are to be supplied in the form of assemblies, are listed with an indentation of one letter's space, and a dot (.) is put

against the name of each part. If any two different assemblies (e.g., right and left side components) consist of almost the same type components, these two assemblies are listed in two lines, and then the names of component parts are listed in the subsequent lines with an indentation as mentioned earlier. The quantity of parts is given in the following manner; that is, in the case of parts being the same in type between the right and left, a total quantity of parts is given. On the other hand, if the right and left side parts are different in type, the quantity of part(s) on each side is given.

Example

Description	Q'ty
CARBURETOR ASS'Y, left	1
CARBURETOR ASS'Y, right	1
. JET, pilot	2
. NOZZLE, main	2
⋮	
. LEVER, starter, left	1
. LEVER, starter, right	1

(3) Key to Symbols

U.R.	Use size (thickness) and/or number as required
T	Number of teeth in a gear
V	Voltage for light bulbs
S	"S" type oil seal or "S" type circlip
SD	"SD" type oil seal
SO	"SO" type oil seal
SW	"SW" type oil seal
E	"E" type circlip
R	"R" type circlip
F/No.	Frame No. (Applicable machine No.)

- (4) The right and left in relation to parts are determined on the basis of the rider facing toward the front.
- (5) This Parts List is based on the model in the production line on Jun., 30, 1973. Accordingly, if any modifications which have been made to parts will be announced in the Yamaha Parts News. It is advisable that according to the Yamaha Parts News, You will make necessary corrections to the Parts List on hand to keep it up-to dated.

www.legends-yamaha-enduros.com

CONTENTS

ENGINE

Fig. 1	Crankcase · Cylinder	1
Fig. 2	Crankcase Cover	3
Fig. 3	Crank · Piston	5
Fig. 4	Clutch	9
Fig. 5	Transmission	13
Fig. 6	Shifter 1	17
Fig. 7	Shifter 2	19
Fig. 8	Kick Starter	21
Fig. 9	Tachometer Gear	23
Fig. 10	Intake	25
Fig. 11	Carburetor	29
Fig. 12	Exhaust	33
Fig. 13	Oil Pump	35
Fig. 14	Starter Generator	39

CHASSIS

Fig. 15	Frame · Side Cover	43
Fig. 16	Rear Arm · Rear Cushion · Chain Case	47
Fig. 17	Stand · Footrest · Brake Pedal	49
Fig. 18	Front Fender · Rear Fender	51
Fig. 19	Front Fork	53
Fig. 20	Steering	57
Fig. 21	Handle · Wire	59
Fig. 22	Fuel Tank	63
Fig. 23	Oil Tank	67
Fig. 24	Seat	69
Fig. 25	Front Wheel	71
Fig. 26	Rear Wheel	75
Fig. 27	Head Lamp	79

Fig. 28	Speedometer · Tachometer	81
Fig. 29	Tail Lamp	83
Fig. 30	Flasher Lamp	85
Fig. 31	Electrical	87

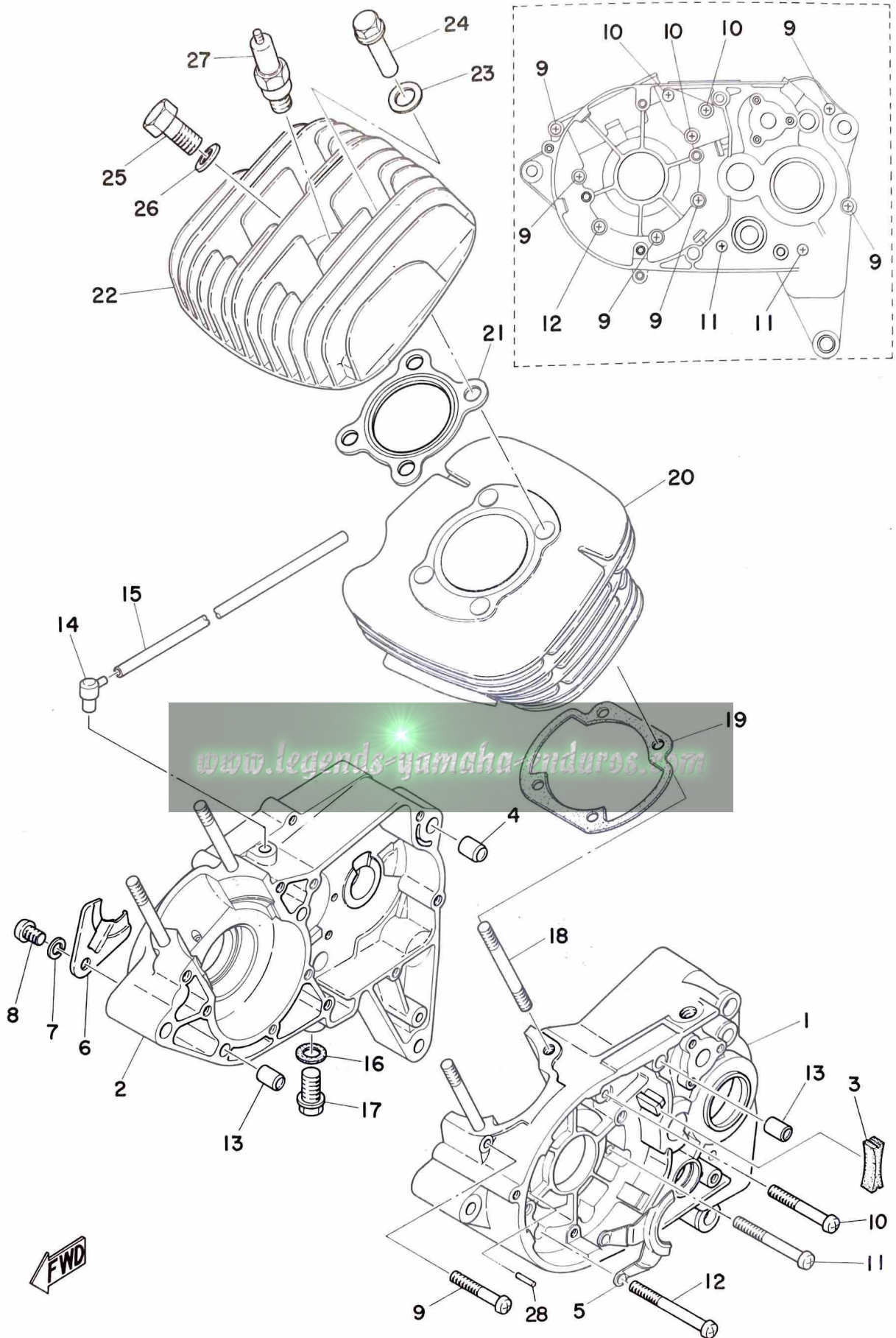
NUMERICAL INDEX

ENGINE

www.legends-yamaha-enduros.com

YAMAHA
PARTS

Fig. 1 CRANKCASE · CYLINDER

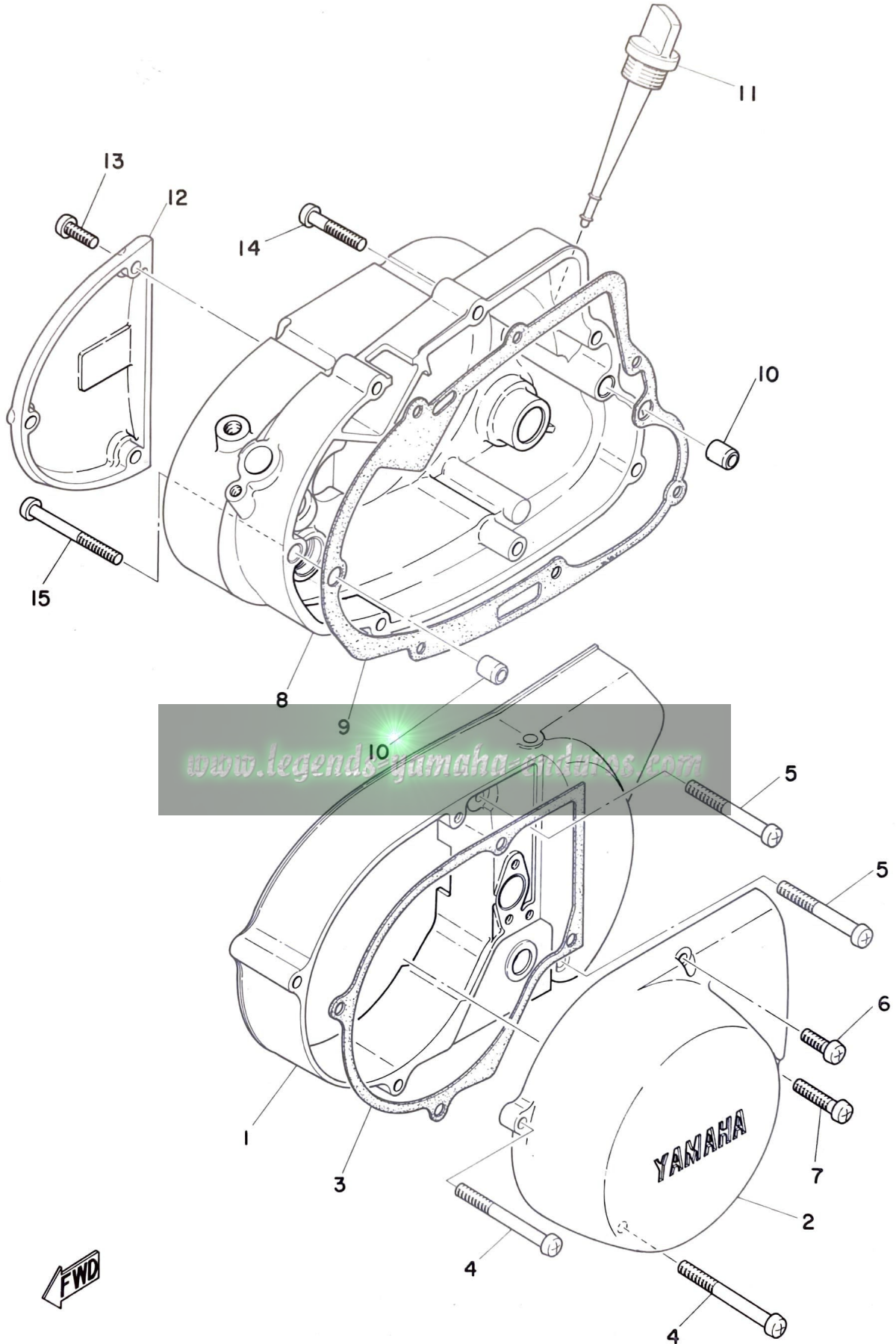


FWD

CRANKCASE · CYLINDER

Ref. No.	Parts No.	Description	Q'ty	Applicable Machine No.	Remarks
1- 1	248-15111-00	CASE, crank left	1		
1- 2	444-15121-00	CASE, crank right	1		
1- 3	248-15357-00	GROMMET	1		
1- 4	91810-16016	PIN, dowel (10.5-14-16)	1		
1- 5	304-15118-01	HOLDER, left	1		
1- 6	304-15128-00	HOLDER, right	1		
1- 7	92901-08100	WASHER, spring	1		
1- 8	92501-08015	SCREW, panhead	1		
1- 9	92501-06045	SCREW, panhead	6		
1-10	92501-06055	SCREW, panhead	3		
1-11	92501-06065	SCREW, panhead	2		
1-12	92501-06060	SCREW, panhead	1		
1-13	91810-02014	PIN, dowel (6.4-10-14)	3		
1-14	120-15371-00	BREATHER	1		
1-15	304-15373-00	PIPE, breather (5-200)	1		
1-16	132-15353-00	GASKET, drain plug	1		
1-17	132-15351-00	PLUG, drain	1		
1-18	248-11361-00	BOLT, cylinder holding	4		
1-19	248-11351-00	GASKET, cylinder	4		
1-20	316-11311-01	CYLINDER	1		
1-21	248-11181-00	GASKET, cylinder head	1		
1-22	444-11111-00	HEAD, cylinder	1		
1-23	278-11175-00	WASHER, plain	4		
1-24	248-11171-01	NUT, cylinder holding	4		
1-25	214-11197-00	PLUG, blind	1		
1-26	214-11198-01	GASKET	1		
1-27	94701-00045	PLUG, spark (B-8ES)	1		
1-28	93603-14026	PIN, dowel	1		

Fig. 2 CRANKCASE COVER

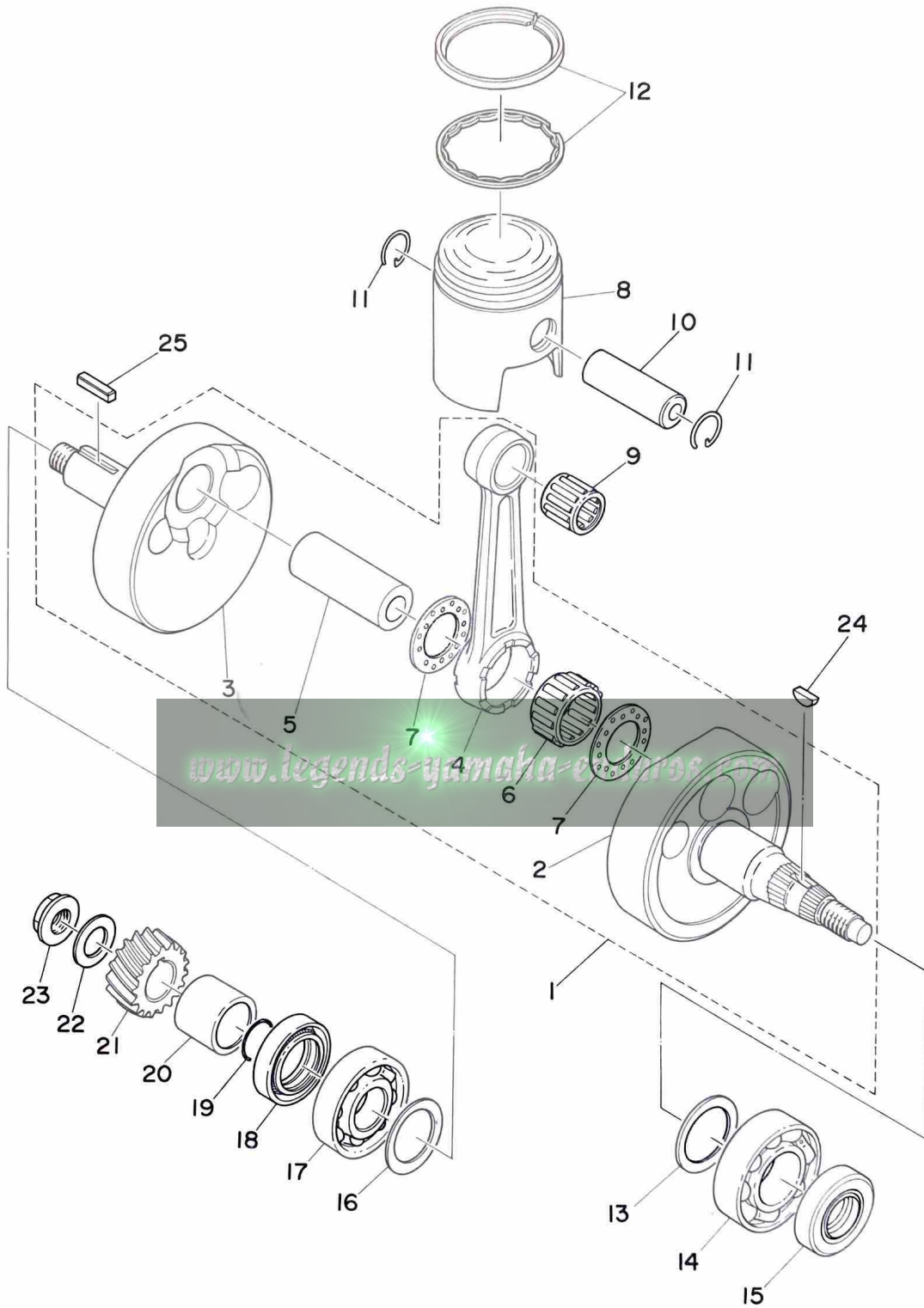


CRANKCASE COVER

Ref. No.	Parts No.	Description	Q'ty	Applicable Machine No.	Remarks
2- 1	314-15411-00	COVER, crankcase left	1		
2- 2	316-15415-00	COVER, generator	1		
2- 3	314-15455-00	GASKET, cover generator	1		
2- 4	92501-06065	SCREW, panhead	2		
2- 5	92501-06055	SCREW, panhead	2		
2- 6	92501-06020	SCREW, panhead	1		
2- 7	90501-06030	SCREW, panhead	1		
2- 8	314-15421-00	COVER, crankcase right	1		
2- 9	315-15451-01	GASKET, crankcase cover	1		
2-10	91810-02014	PIN, dowel (6.4-10-14)	2		
2-11	315-15362-01	PLUG, oil level	1		
2-12	314-15416-00	COVER, oil pump	1		
2-13	92501-06020	SCREW, panhead	3		
2-14	92501-06035	SCREW, panhead	6		
2-15	92501-06060	SCREW, panhead	1		

www.legends-yamaha-enduros.com

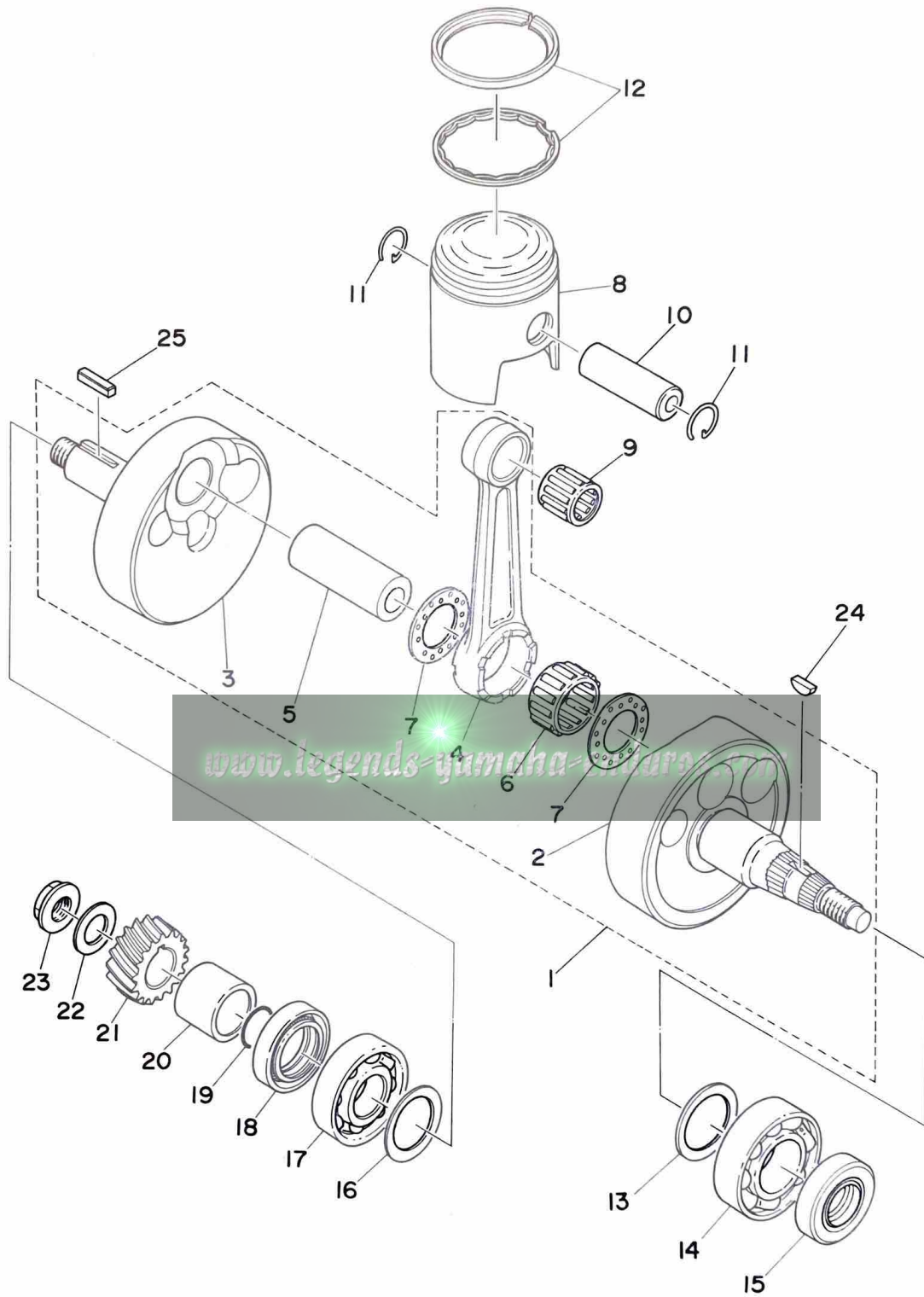
Fig. 3 CRANK · PISTON



CRANK · PISTON

Ref. No.	Parts No.	Description	Q'ty	Applicable Machine No.	Remarks
3- 1	444-11400-00	CRANK ASS'Y	1		
3- 2	316-11412-60	. CRANK, left	1		
3- 3	401-11422-00	. CRANK, right	1		
3- 4	248-11651-01	. ROD, connecting	1		
3- 5	248-11681-00	. PIN, crank	1		
3- 6	93310-42231	. BEARING, con-rod big end	1		
3- 7	164-11685-00	. WASHER, crank pin	2		
3- 8	444-11631-00-96	PISTON (55.96mm STD)	} U.R 1		
	444-11631-00-98	PISTON (55.98mm STD)			
	444-11635-00	PISTON (56.25mm 1st O.S)	1		Alternate Parts
	444-11636-00	PISTON (56.50mm 2nd O.S)	1		Alternate Parts
	444-11637-00	PISTON (56.75mm 3rd O.S)	1		Alternate Parts
	444-11638-00	PISTON (57.00mm 4th O.S)	1		Alternate Parts
3- 9	93310-21680	BEARING, con-rod small end ...	1		
3-10	137-11633-00	PIN, piston	1		
3-11	137-11634-00	CLIP, piston	2		
3-12	444-11610-00	PISTON RING SET (STD)	1s		
	444-11610-10	PISTON RING SET (1st O.S)	1s		Alternate Parts
	444-11610-20	PISTON RING SET (2nd O.S)	1s		Alternate Parts
	444-11610-30	PISTON RING SET (3rd O.S)	1s		Alternate Parts
	444-11610-40	PISTON RING SET (4th O.S)	1s		Alternate Parts
3-13	132-11561-00-03	SHIM, crank (25.5-35-0.3)	} U.R 1		
	132-11561-00-05	SHIM, crank (25.5-35-0.5)			
3-14	93306-20517	BEARING, crank (6205C4)	1		
3-15	93102-25061	OIL SEAL (SD-25-48-8)	1		

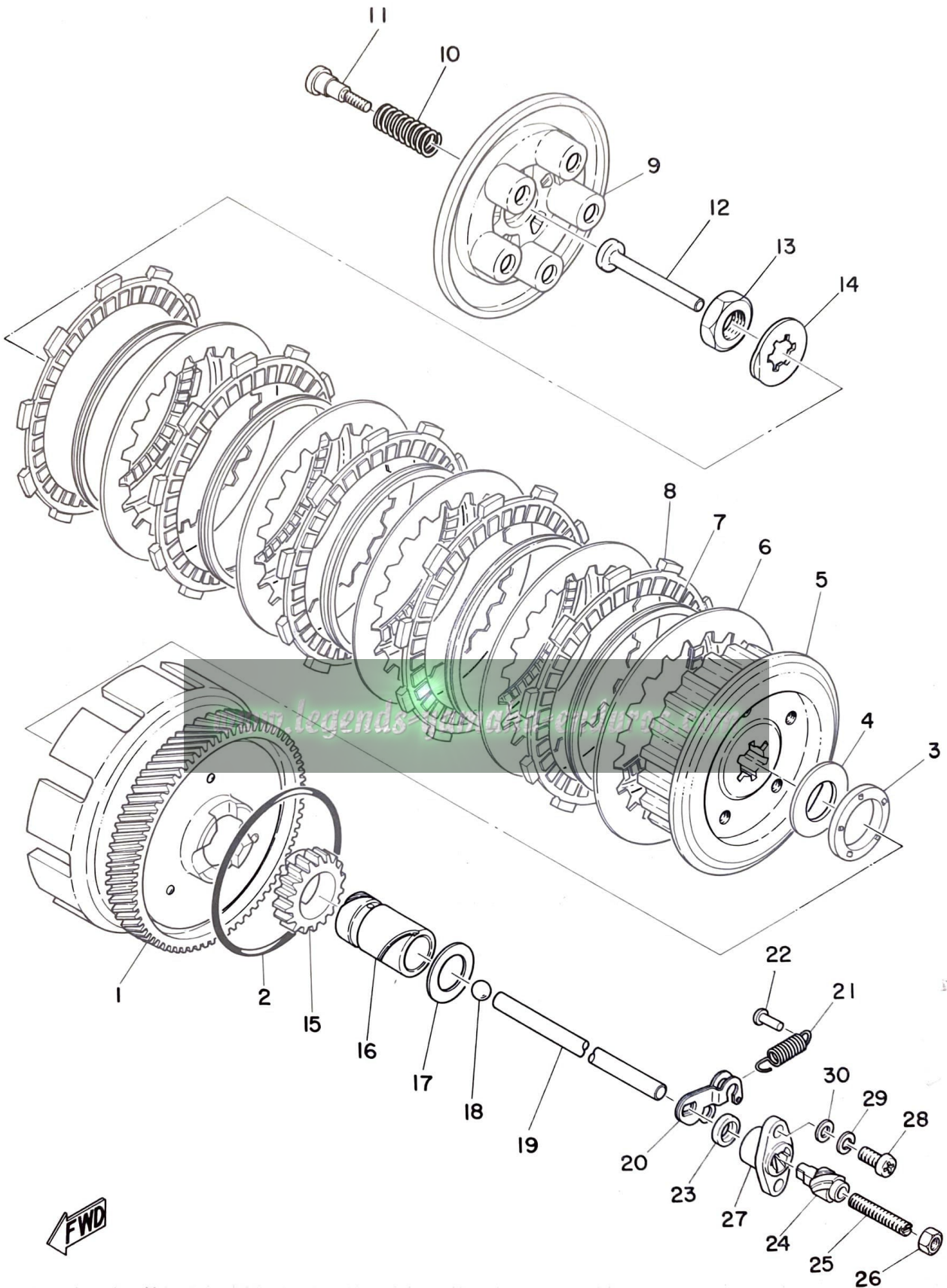
Fig. 3 CRANK · PISTON



CRANK · PISTON

Ref. No.	Parts No.	Description	Q'ty	Applicable Machine No.	Remarks
3-16	136-11561-00-03	SHIM, crank (20-30-0.3)	} U.R 1		
	136-11561-00-04	SHIM, crank (20-30-0.4)			
	136-11561-00-05	SHIM, crank (20-30-0.5)			
	136-11561-00-06	SHIM, crank (20-30-0.6)			
	136-11561-00-07	SHIM, crank (20-30-0.7)			
3-17	93306-30405	BEARING, crank (6304C3)	1		
3-18	93103-28011	OIL SEAL (SW-28-40-8)	1		
3-19	93210-18023	O-RING (1.2-17.6)	1		
3-20	248-16136-00	COLLAR, distance	1		
3-21	401-16111-00	GEAR, primary drive (19T)	1		
3-22	164-16119-00	SPRING, bellevile	1		
3-23	353-16144-00	NUT, lock	1		
3-24	146-11545-00	KEY, woodruff	1		
3-25	353-11546-00	KEY	1		
ALTERNATE PARTS					
3- 0-1	444-11630-00	PISTON ASS'Y (STD)	1		
	444-11630-10	PISTON ASS'Y (1st O.S)	1		
	444-11630-20	PISTON ASS'Y (2nd O.S)	1		
	444-11630-30	PISTON ASS'Y (3rd O.S)	1		
	444-11630-40	PISTON ASS'Y (4th O.S)	1		

Fig. 4 CLUTCH

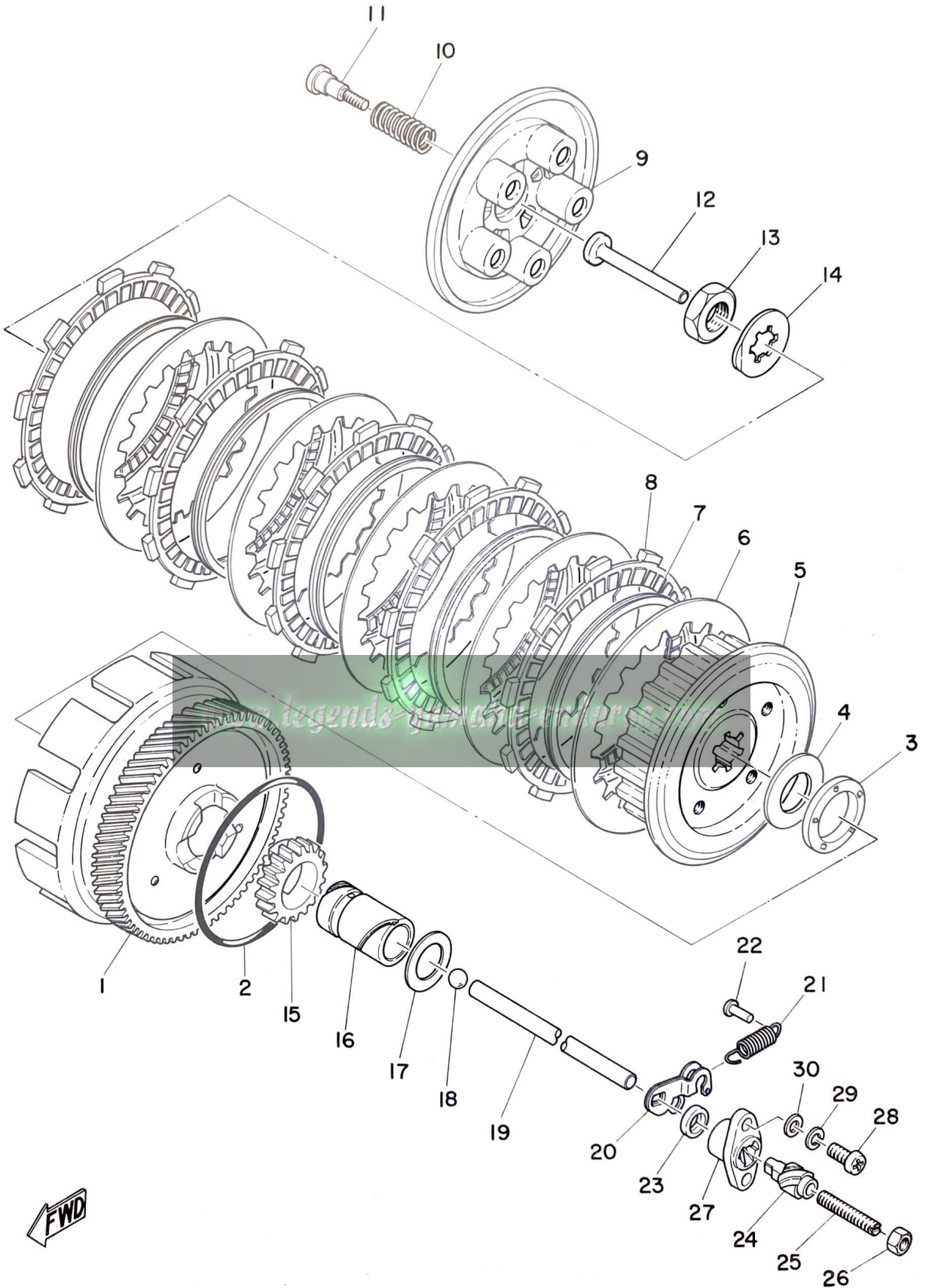


FWD

CLUTCH

Ref. No.	Parts No.	Description	Q'ty	Applicable Machine No.	Remarks
4- 0-1	444-16301-00	CLUTCH ASS'Y	1		
4- 1	401-16150-00	. PRIMARY DRIVEN GEAR COMP. .	1		
4- 2	93210-85075	. O-RING (3.1-84.4)	1		
4- 3	93341-22603	. BEARING, thrust	1		
4- 4	174-16154-00	. PLATE, thrust right (20-38-2) ..	1		
4- 5	174-16371-01	. BOSS, clutch	1		
4- 6	336-16324-00	. PLATE, clutch	5		
4- 7	137-16367-00	. RING, cushion	5		
4- 8	437-16321-00	. PLATE, clutch	5		
4- 9	132-16351-00	. PLATE, pressure	1		
4-10	137-16333-00	. SPRING, clutch	5		
4-11	137-16337-01	. SCREW, spring	5		
4-12	137-16356-00	ROD, push 1	1		
4-13	102-17463-00	NUT, lock	1		
4-14	102-17464-00	WASHER, lock	1		
4-15	261-15631-00	GEAR, kick pinion (19T)	1		
4-16	147-16176-01	COLLAR, distance	1		
4-17	248-16164-01	PLATE, thrust left (20.2-31-3) ...	1		
4-18	93501-04011	BALL (1/4 inch)	1		
4-19	248-16357-00	ROD, push 2	1		
4-20	241-16342-00	LEVER, push	1		
4-21	132-16345-00	SPRING, lever return	1		
4-22	132-16346-00	HOOK, spring	1		
4-23	93104-11028	OIL SEAL (SO-10.5-5-3)	1		
4-24	241-16341-01	SCREW, push	1		
4-25	241-16343-00	SCREW, adjusting	1		
4-26	98801-06300	NUT	1		
4-27	314-16396-01	HOUSING, push screw	1		

Fig. 4 CLUTCH

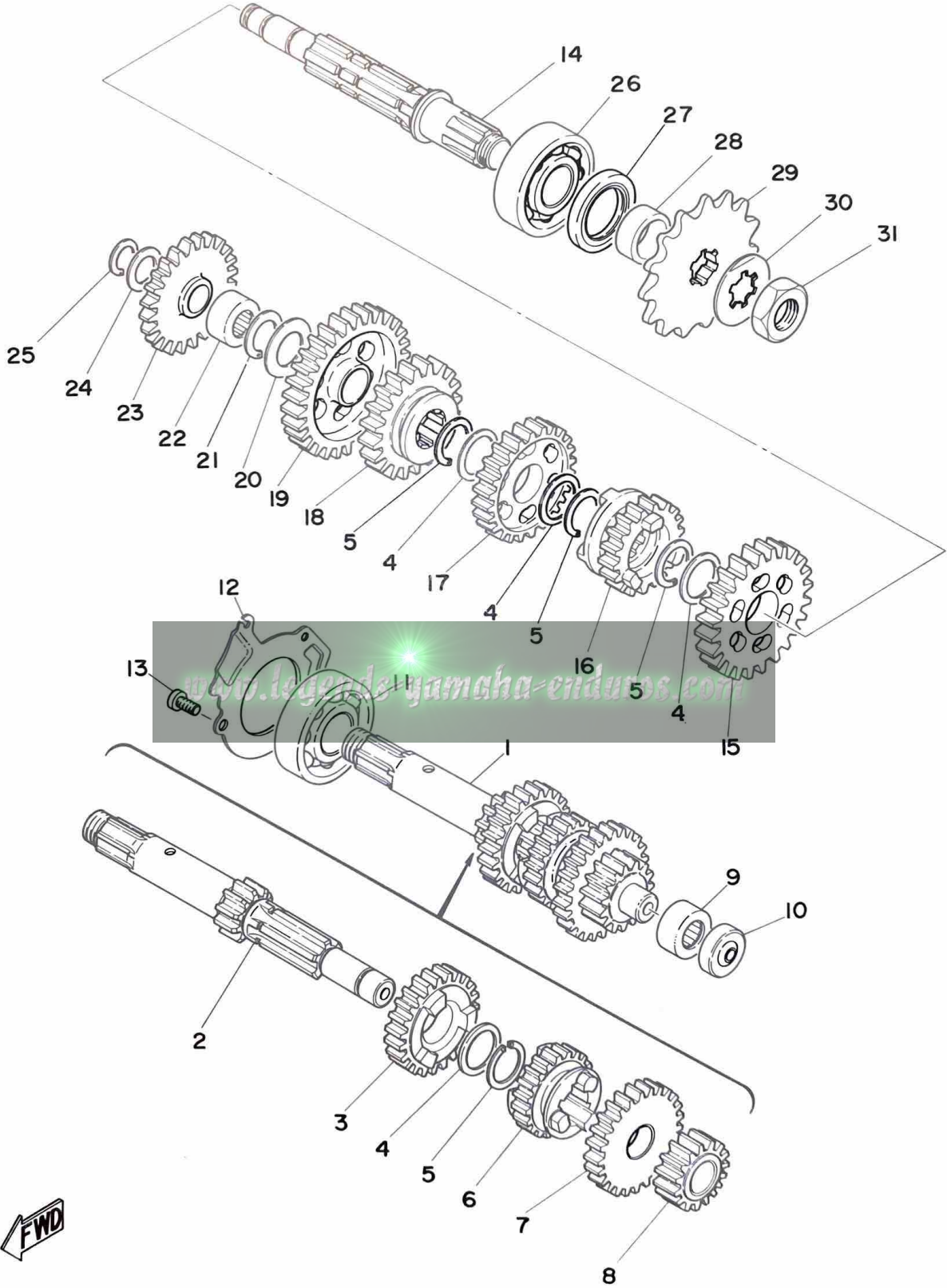


CLUTCH

Ref. No.	Parts No.	Description	Q'ty	Applicable Machine No.	Remarks
4-28	92501-06015	SCREW, panhead	2		
4-29	92901-06100	WASHER, spring	2		
4-30	315-16363-00	PLATE	2		

www.legends-yamaha-enduros.com

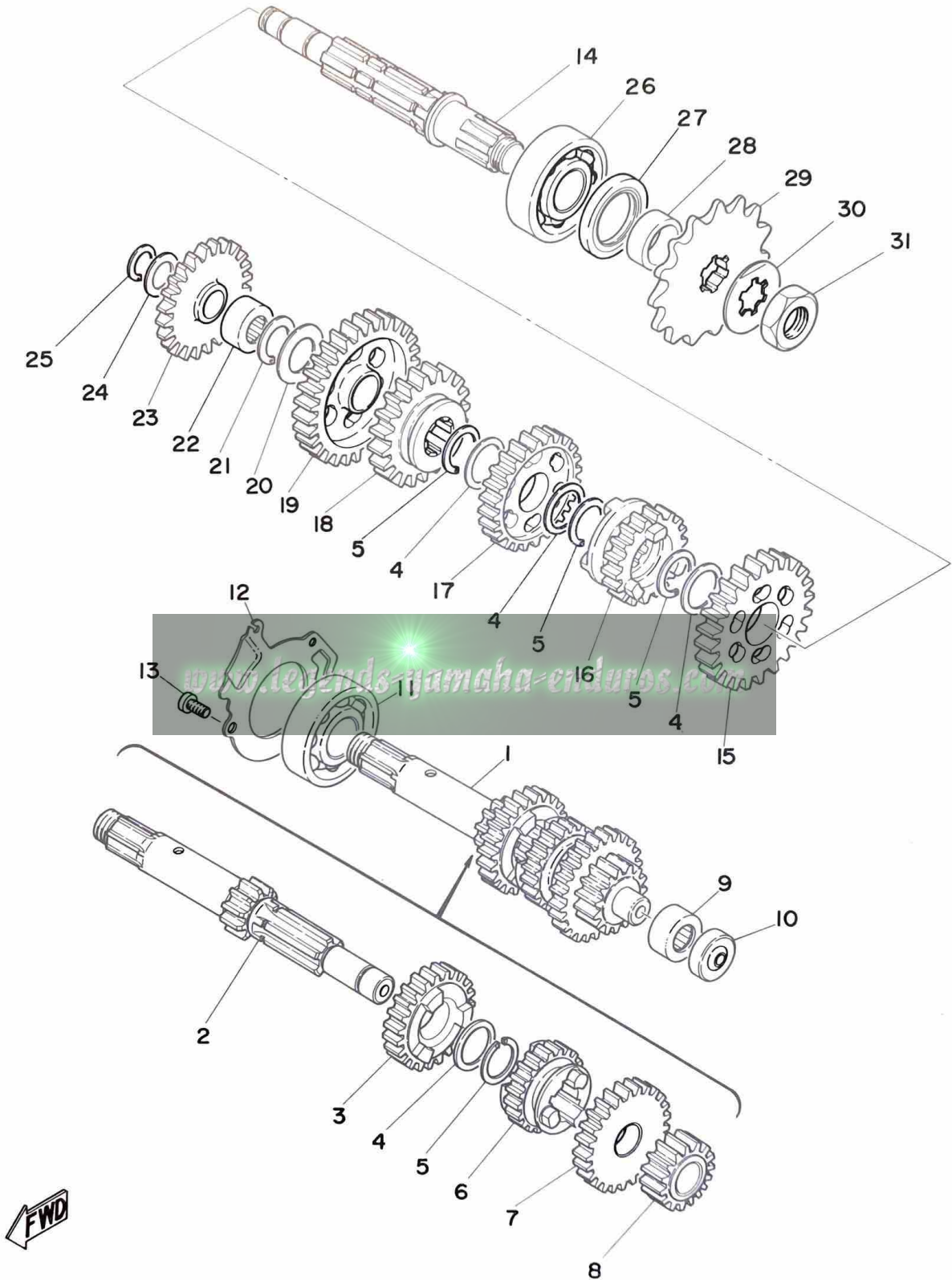
Fig. 5 TRANSMISSION



TRANSMISSION

Ref. No.	Parts No.	Description	Q'ty	Applicable Machine No.	Remarks
5- 1	443-17410-00	MAIN AXLE COMP.	1		
5- 2	443-17411-00	AXLE, main (11T)	1		
5- 3	437-17141-00	GEAR, 4th pinion (23T)	1		
5- 4	132-17216-00	WASHER, gear hold (20-25-1.0) ..	4		
5- 5	132-17414-00	CLIP	4		
5- 6	427-17131-00	GEAR, 3rd pinion (19T)	1		
5- 7	437-17151-00	GEAR, 5th pinion (25T)	1		
5- 8	437-17121-00	GEAR, 2nd pinion (15T)	1		
5- 9	93315-31502	BEARING	1		
5-10	132-15389-00	SEAL, push rod	1		
5-11	93306-30408	BEARING (6304Z)	1		
5-12	401-17471-00	PLATE, cover	1		
5-13	98501-05012	SCREW, panhead	3		
5-14	315-17421-01	AXLE, drive	1		
5-15	427-17221-00	GEAR, 2nd wheel (30T)	1		
5-16	437-17251-00	GEAR, 5th wheel (20T)	1		
5-17	427-17231-00	GEAR, 3rd wheel (26T)	1		
5-18	248-17241-00	GEAR, 4th wheel (23T)	1		
5-19	248-17211-00	GEAR, 1st wheel (35T)	1		
5-20	164-17427-00-06	SHIM, drive axle (15.2-30-0.6) ..	1		
5-21	93440-15012	CIRCLIP (S-15)	1		
5-22	93311-31515	BEARING (15-25-12)	1		
5-23	401-15651-00	GEAR, kick idle (25T)	1		
5-24	132-15653-00-12	WASHER, thrust (13.3-22-1.2) ..	} U.R 1		
	132-15653-00-14	WASHER, thrust (13.3-22-1.4) ..			
5-25	93410-13004	CIRCLIP (S-13)	1		
5-26	93306-30401	BEARING (6304)	1		
5-27	93102-26042	OIL SEAL (SD-26-38-5)	1		

Fig. 5 TRANSMISSION

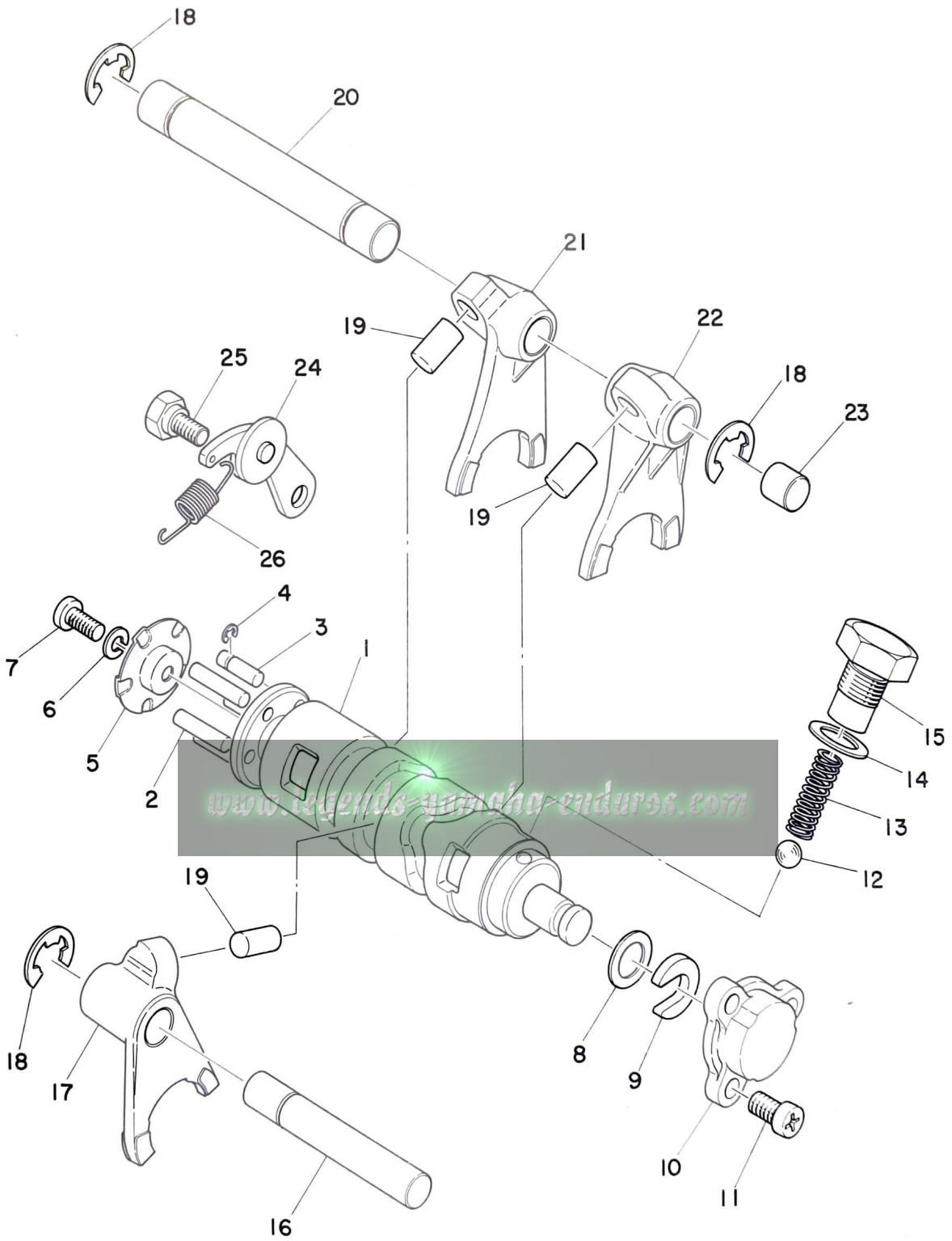


TRANSMISSION

Ref. No.	Parts No.	Description	Q'ty	Applicable Machine No.	Remarks
5-28	164-17462-00	COLLAR, distance (10.1-16-9.3)	1		
5-29	174-17461-30	SPROCKET, drive (13T)	} U.R 1		STD
	174-17461-40	SPROCKET, drive (14T)			
	174-17461-50	SPROCKET, drive (15T)			
5-30	102-17464-00	WASHER, lock	1		
5-31	102-17463-00	NUT, lock	1		



Fig. 6 SHIFTER 1



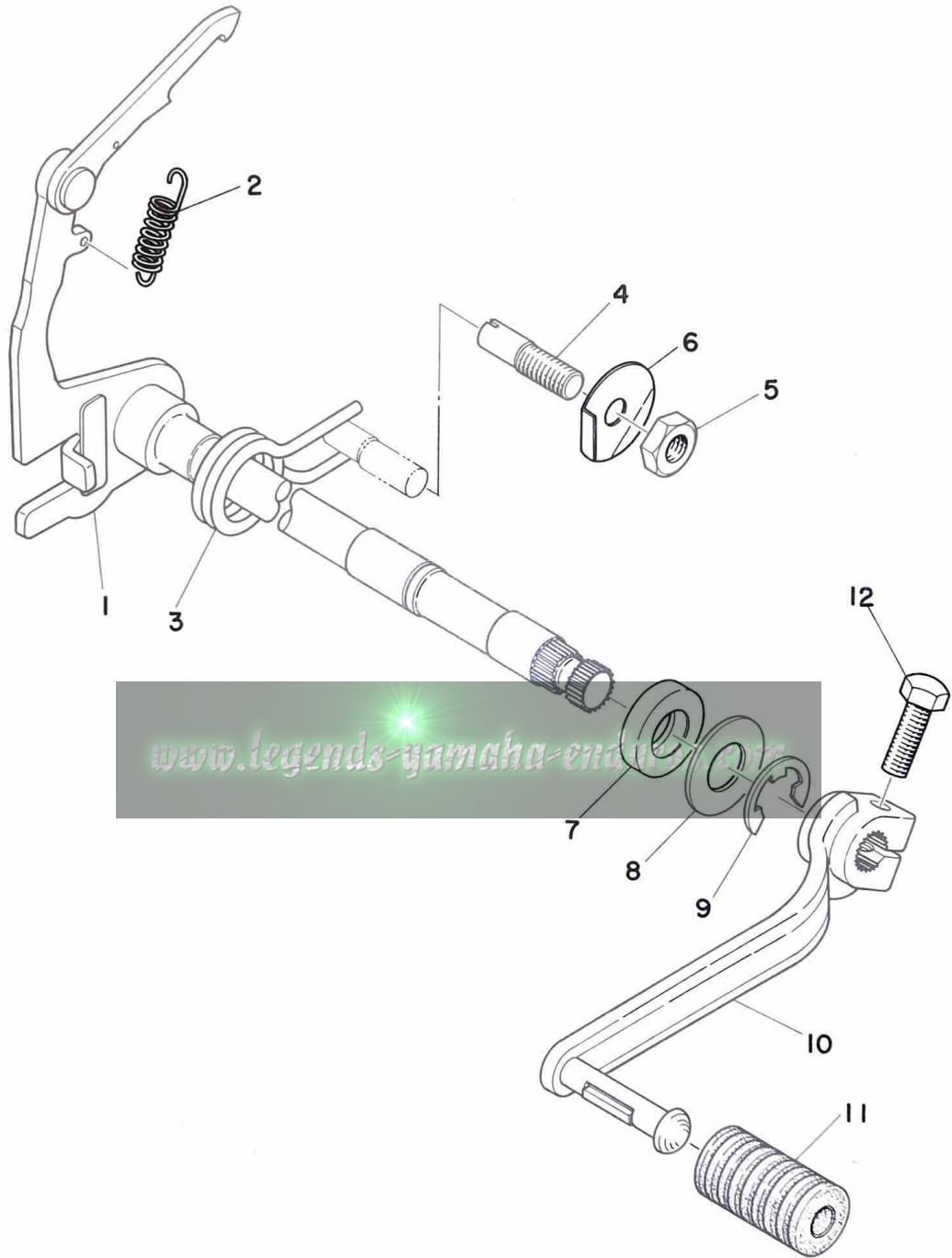
www.legends-yamaha-enduros.com



SHIFTER 1

Ref. No.	Parts No.	Description	Q'ty	Applicable Machine No.	Remarks
6- 1	315-18541-00	CAM, shift	1		
6- 2	93604-22050	PIN, dowel (4-21.8)	4		
6- 3	174-18544-00	PIN, locating	1		
6- 4	93430-03014	CLIP, locating	1		
6- 5	164-18561-00	PLATE, side	1		
6- 6	92901-05100	WASHER, spring	1		
6- 7	98501-05012	SCREW, panhead	1		
6- 8	164-18572-00	WASHER, plain	1		
6- 9	164-18571-01	HOLDER, shift cam	1		
6-10	164-18589-00	PLUG, blind shift cam	1		
6-11	92501-06010	SCREW, panhead	3		
6-12	93505-16006	BALL (5/16 inch)	1		
6-13	174-18558-00	SPRING, neutral	1		
6-14	137-15353-00	GASKET (14.5-21-1.5)	1		
6-15	174-18578-00	SCREW, spring	1		
6-16	248-18531-00	BAR, shift fork guide	1		
6-17	248-18512-01	FORK, shift 2	1		
6-18	93430-10017	CIRCLIP (E-10)	3		
6-19	278-18552-00	PIN, cam follower	3		
6-20	214-18531-00	BAR, shift fork guide	1		
6-21	248-18513-01	FORK, shift 3	1		
6-22	248-18511-01	FORK, shift 1	1		
6-23	214-15385-00	PLUG, blind	1		
6-24	132-18140-01	STOPPER LEVER ASS'Y	1		
6-25	132-18177-00	BOLT, stopper	1		
6-26	132-18143-00	SPRING, stopper	1		

Fig. 7 SHIFTER 2

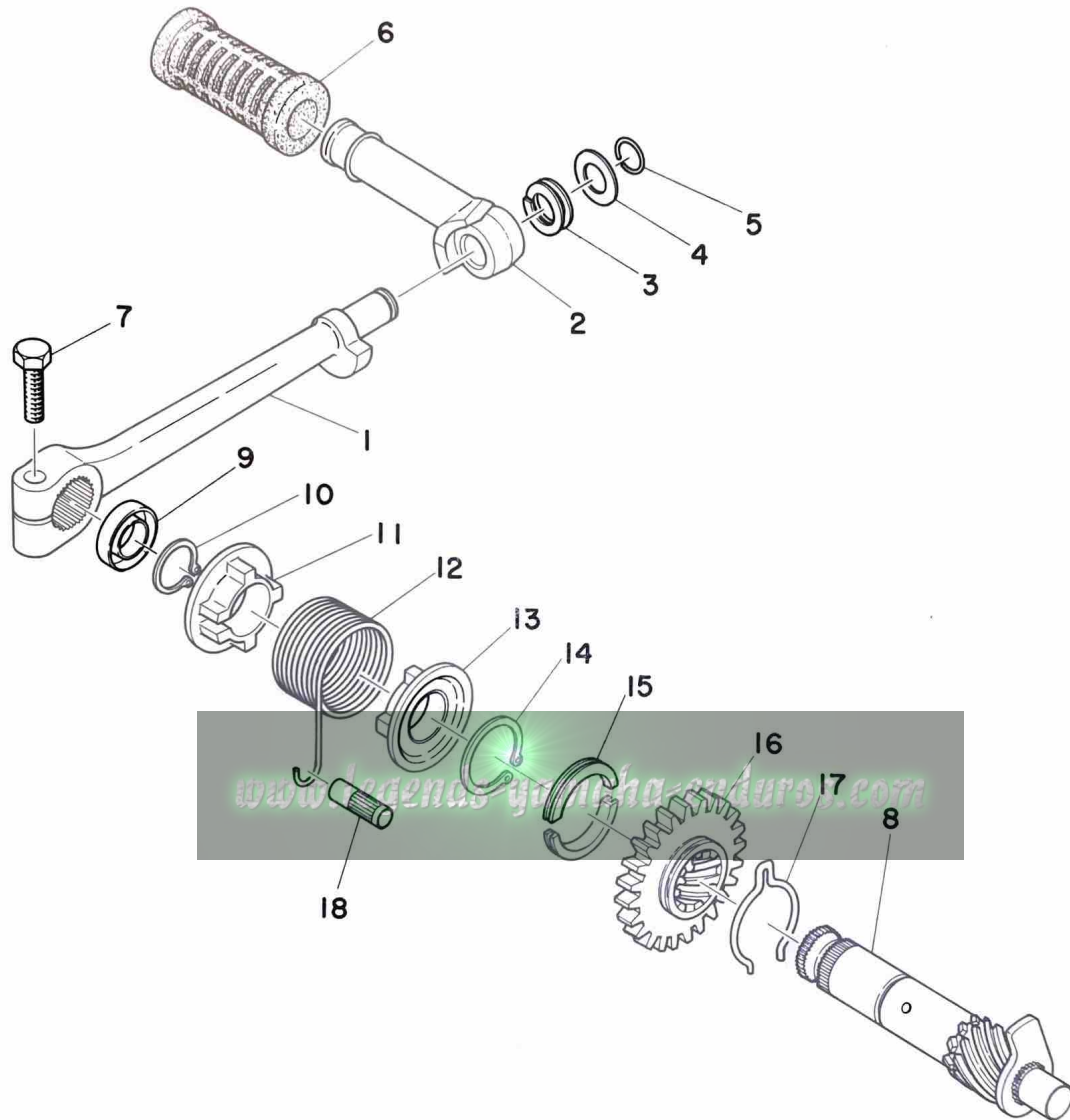


SHIFTER 2

Ref. No.	Parts No.	Description	Q'ty	Applicable Machine No.	Remarks
7- 1	248-18101-01	CHANGE SHAFT ASS'Y	1		
7- 2	132-18123-00	. SPRING, shift arm	1		
7- 3	132-18124-00	SPRING, shift return	1		
7- 4	132-18133-00	SCREW, adjusting	1		
7- 5	248-18134-00	NUT, screw	1		
7- 6	248-18139-00	WASHER, lock	1		
7- 7	93109-14005	OIL SEAL (SDO-14-24-6)	1		
7- 8	248-18137-00	WASHER, change axle (14.1-28-1.6)	1		
7- 9	93430-12009	CIRCLIP (E-12)	1		
7-10	173-18111-01-93	PEDAL, change	1		
7-11	132-18113-01	COVER, change pedal	1		
7-12	91101-06020	BOLT	1		

www.legends-yamaha-enduros.com

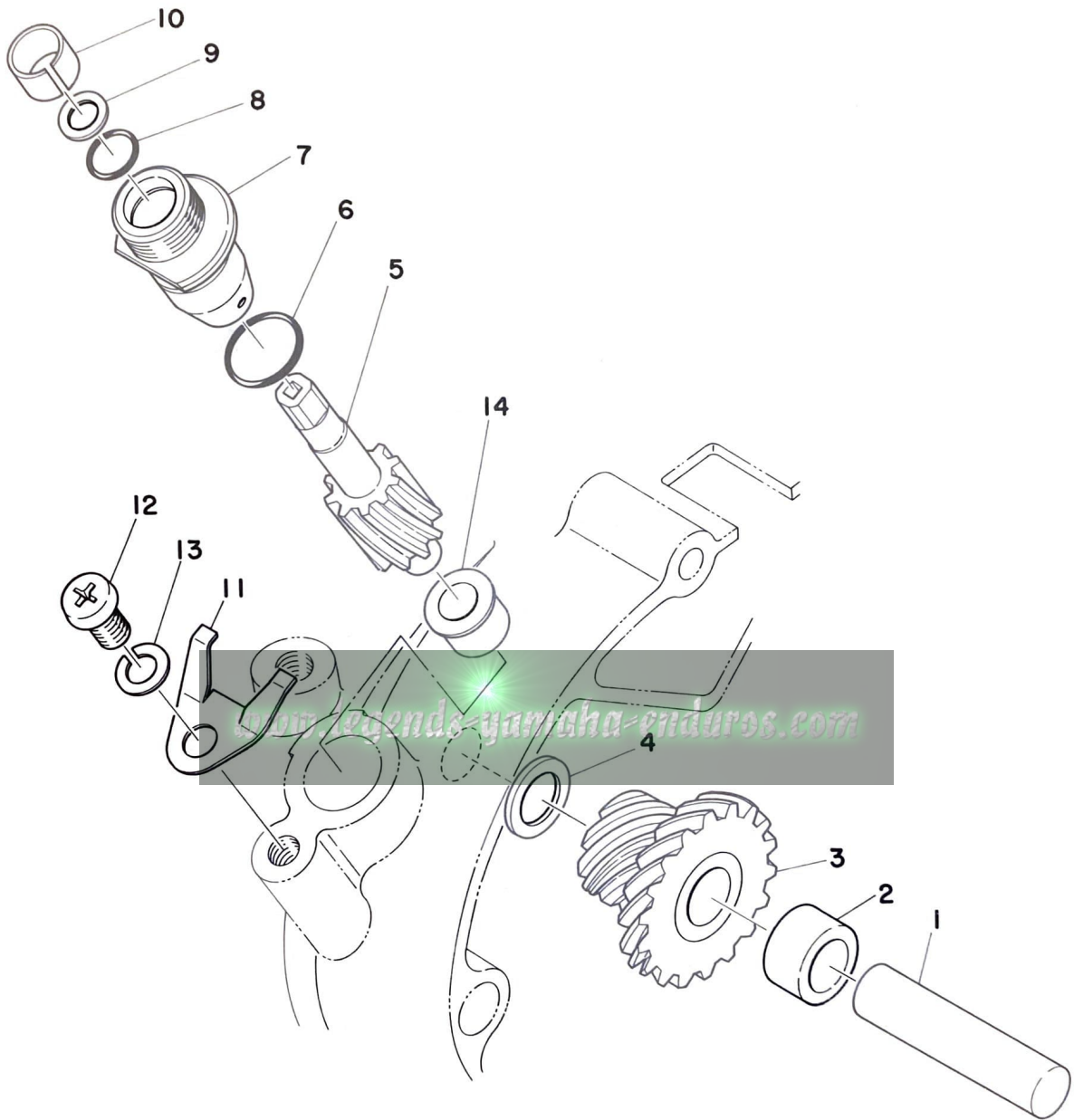
Fig. 8 KICK STARTER



KICK STARTER

Ref. No.	Parts No.	Description	Q'ty	Applicable Machine No.	Remarks
8- 0-1	248-15610-00-93	KICK CRANK ASS'Y	1		
8- 1	248-15611-00	. CRANK, kick	1		Not for sale
8- 2	214-15612-01	. LEVER, kick	1		
8- 3	214-15625-01	. SPRING, kick crank	1		
8- 4	214-15616-00	. WASHER, kick lever	1		
8- 5	214-15617-00	. CLIP, kick lever	1		
8- 6	214-15618-00	COVER, kick lever	1		
8- 7	97101-08030	BOLT	1		
8- 8	444-15660-00	KICK AXLE ASS'Y	1		
8- 9	93104-20017	OIL SEAL (SO-20-30-7)	1		
8-10	93410-20009	CIRCLIP (S-20)	1		
8-11	214-15676-00	COVER, spring	1		
8-12	248-15665-00	SPRING, kick	1		
8-13	214-15664-00	GUIDE, spring	1		
8-14	93410-30012	CIRCLIP (S-30)	1		
8-15	248-15654-00	HOLDER, kick gear	2		
8-16	315-15641-00	GEAR, kick (27T)	1		
8-17	315-15687-00	CLIP, kick	1		
8-18	248-15668-00	STOPPER, kick spring	1		

Fig. 9 TACHOMETER GEAR

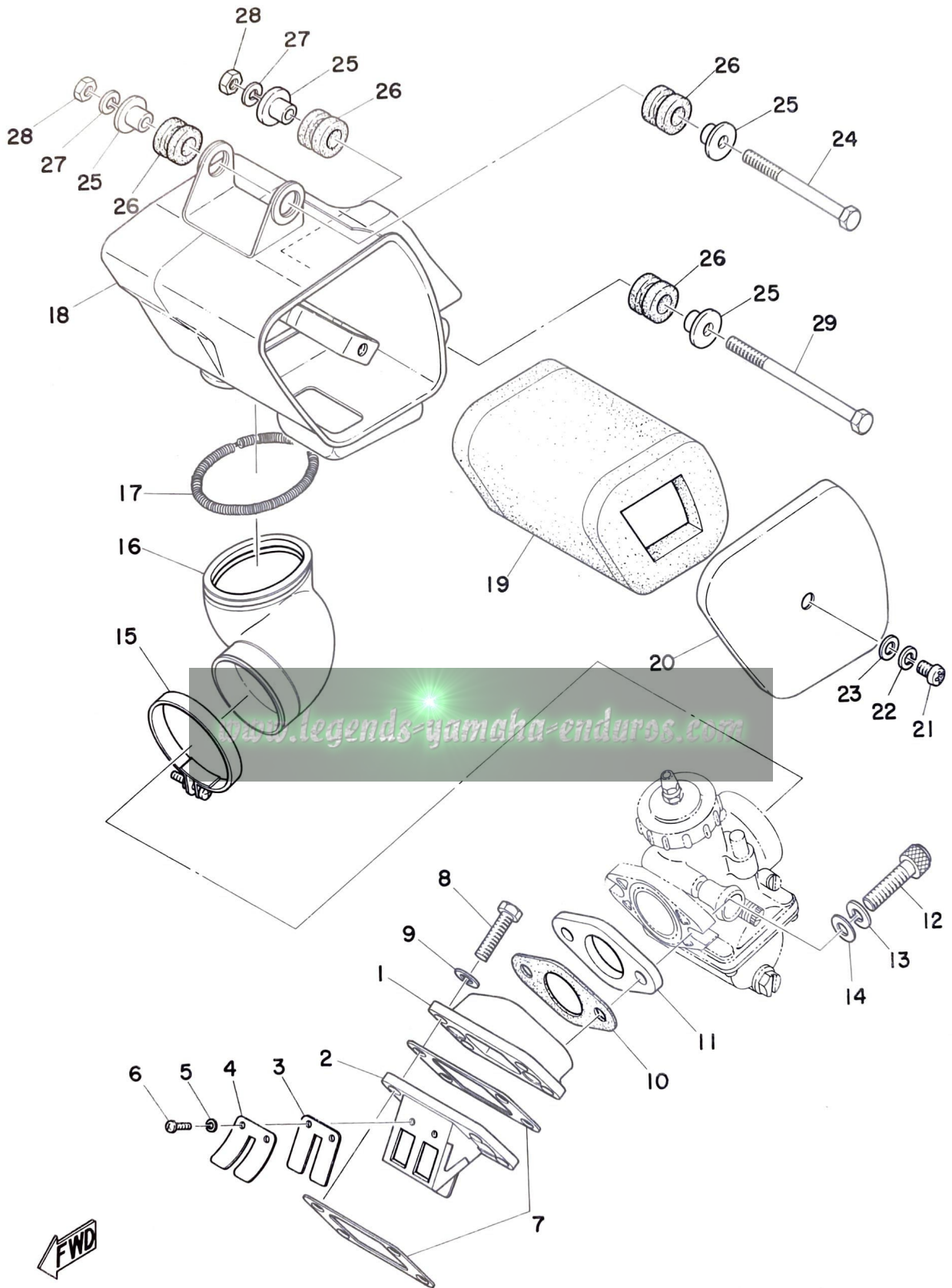


TACHOMETER GEAR

Ref. No.	Parts No.	Description	Q'ty	Applicable Machine No.	Remarks
9- 1	248-17861-00	AXLE, drive gear	1		
9- 2	248-17839-01	COLLAR, distance (10.1-16-9.3)..	1		
9- 3	248-17831-01	GEAR, drive (3T)	1		
9- 4	248-17837-00	SHIM (10.2-16-1.0)	1		
9- 5	248-17841-00	GEAR, driven (15T)	1		
9- 6	93210-13016	O-RING (1.8-13)	1		
9- 7	214-17811-01	HOUSING	1		
9- 8	93210-07100	O-RING (2.2-7.2)	1		
9- 9	214-17847-00	SHIM (7.5-10.8-0.4)	1		
9-10	214-17815-00	BUSHING	1		
9-11	214-17812-00	STOPPER	1		
9-12	92501-06010	SCREW, panhead	1		
9-13	92901-06100	WASHER, spring	1		
9-14	214-17843-00	BUSHING	1		



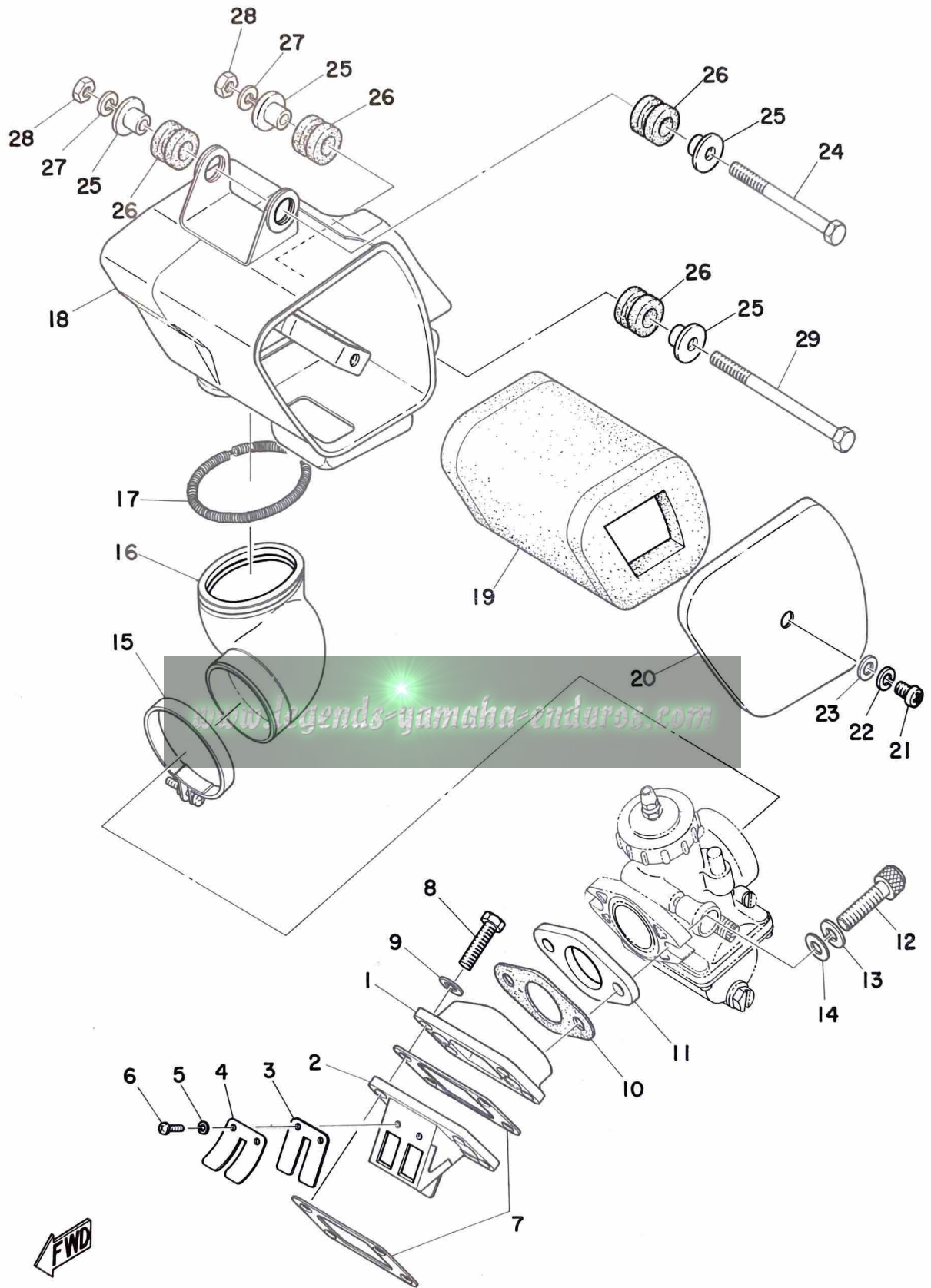
Fig. 10 INTAKE



INTAKE

Ref. No.	Parts No.	Description	Q'ty	Applicable Machine No.	Remarks
10- 1	314-13565-00	JOINT, carburetor	1		
10- 2	314-13610-01	REED VALVE ASS'Y	1		
10- 3	314-13613-00	. VALVE, reed	2		
10- 4	314-13616-01	. STOPPER, reed valve	2		
10- 5	92901-03100	. WASHER, spring	4		
10- 6	98512-03008	. SCREW, panhead	4		
10- 7	314-13621-01	PACKING, valve seat	2		
10- 8	91201-06025	BOLT	4		
10- 9	92901-06100	WASHER, spring	4		
10-10	248-13556-70	GASKET	1		
10-11	315-13555-00	JOINT	1		
10-12	91316-08030	BOLT	2		
10-13	92901-08100	WASHER, spring	2		
10-14	304-13578-00	WASHER, plain (8.5-16-1.6)	2		
10-15	278-14455-00	BAND	1		
10-16	314-14453-00	JOINT, air cleaner	1		
10-17	220-14455-00	BAND	1		
10-18	392-14411-00	CASE, air cleaner	1		
10-19	314-14451-01	ELEMENT, air cleaner	1		
10-20	392-14412-00	CAP, cleaner case	1		
10-21	92501-06010	SCREW, panhead	1		
10-22	92901-06100	WASHER, spring	1		
10-23	92901-06200	WASHER, plain	1		
10-24	91101-06070	BOLT	1		
10-25	437-21633-00	COLLAR, fender mount	4		
10-26	214-21717-00	DAMPER, battery box	4		
10-27	92901-06100	WASHER, spring	2		

Fig. 10 INTAKE

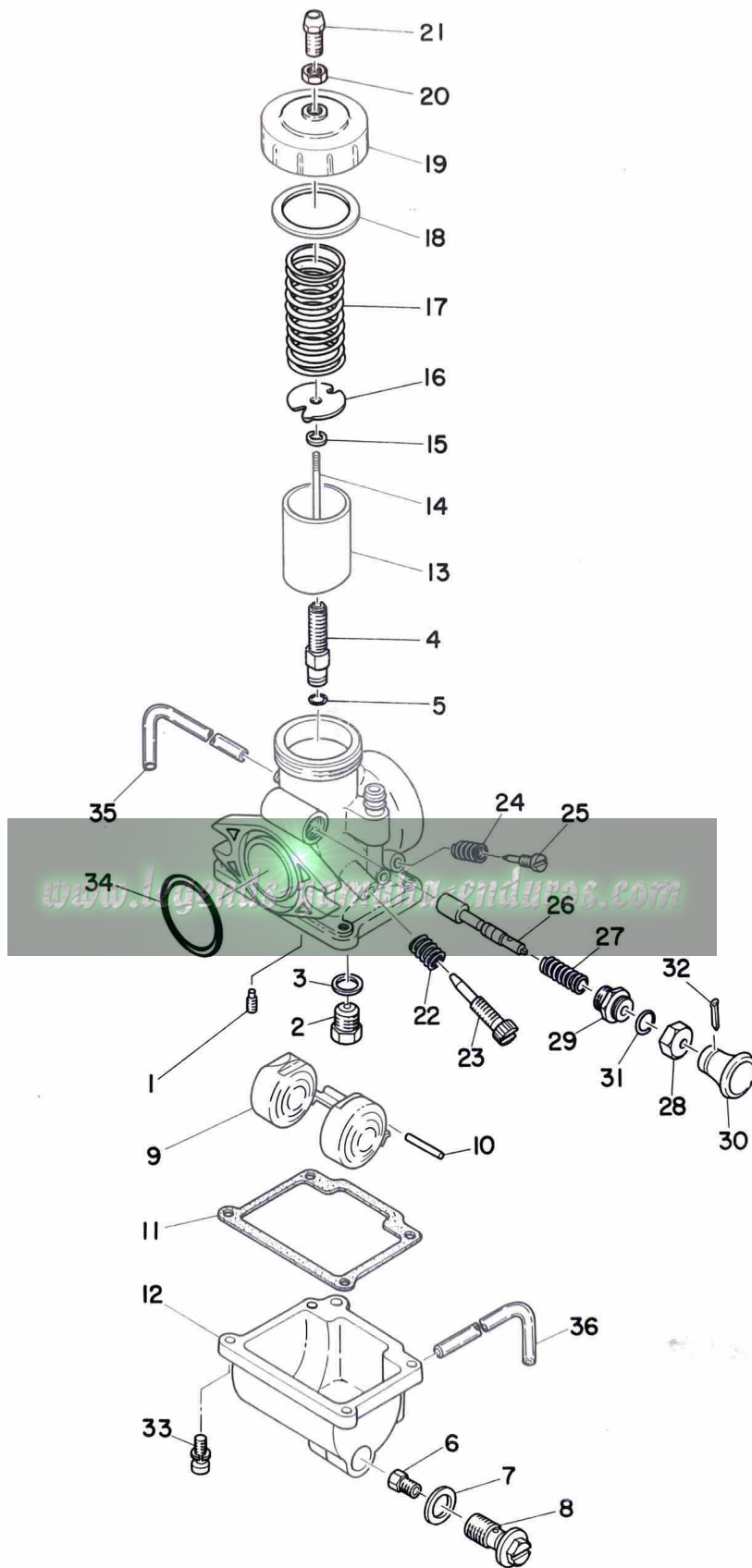


INTAKE

Ref. No.	Parts No.	Description	Q'ty	Applicable Machine No.	Remarks
10-28	98801-06200	NUT	2		
10-29	91101-06090	BOLT	1		

www.legends-yamaha-enduros.com

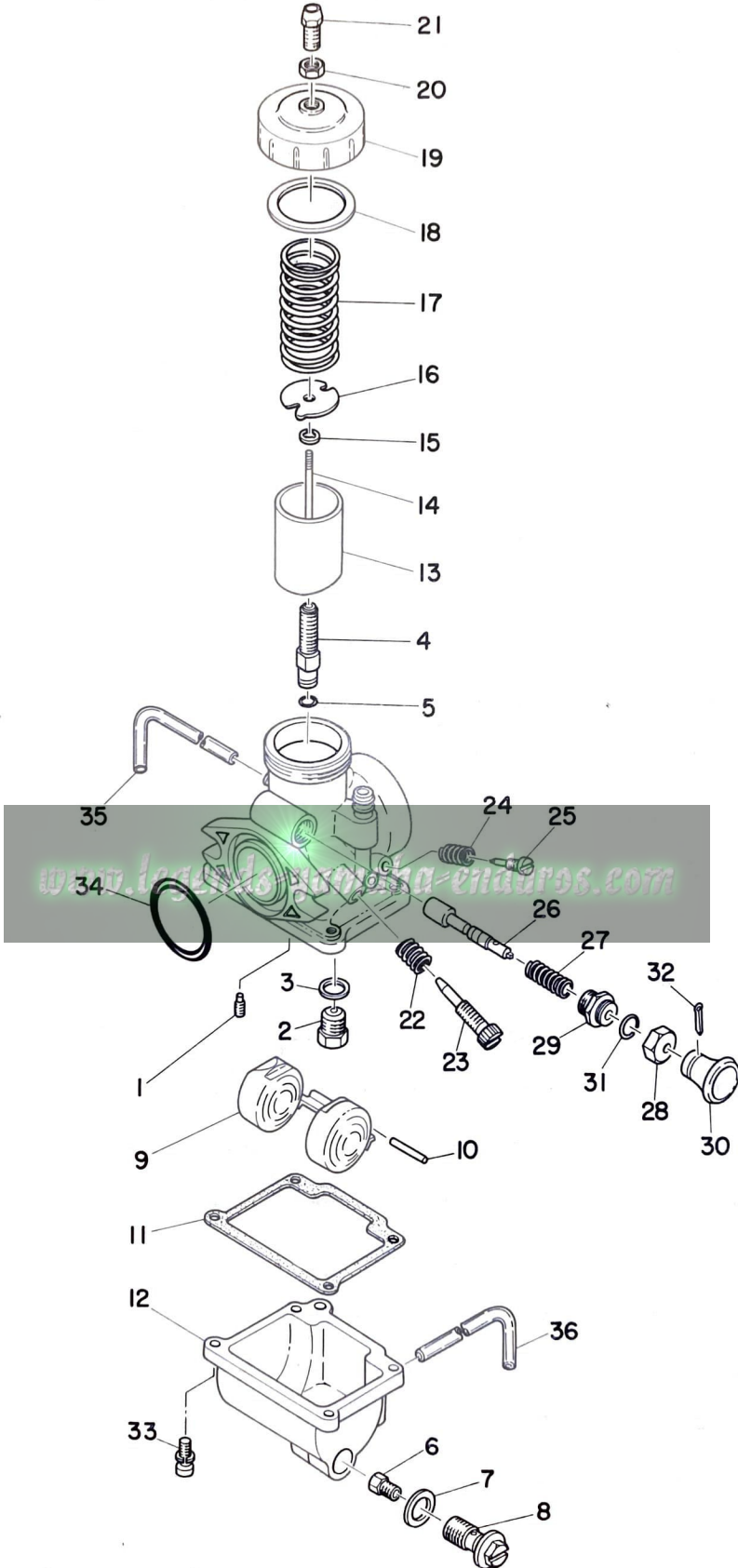
Fig. 11 CARBURETOR



CARBURETOR

Ref. No.	Parts No.	Description	Q'ty	Applicable Machine No.	Remarks
11- 0-1	444-14101-60	CARBURETOR ASS'Y	1		
11- 1	260-14142-25	. JET, pilot (#25)	1		
11- 2	168-14190-25	. VALVE SEAT ASS'Y (#2.5)	1		
11- 3	214-14195-00	. WASHER, valve seat	1		
11- 4	314-14141-32	. NOZZLE, main (0-2)	1		
11- 5	214-14147-00	. O-RING	1		
11- 6	137-14143-26	. JET, main (#130)	} U.R 1		STD
	137-14143-28	. JET, main (#140)			
	137-14143-30	. JET, main (#150)			
11- 7	304-14198-00	. GASKET	1		
11- 8	248-14166-00-33	. BOLT, banjo	1		
11- 9	314-14185-00	. FLOAT	1		
11-10	137-14186-00	. PIN, float	1		
11-11	304-14184-00	. GASKET, float chamber	1		
11-12	314-14181-00-33	. BODY, float chamber	1		
11-13	314-14112-20	. VALVE, throttle (#20)	1		
11-14	443-14116-02	. NEEDLE (5G4-3)	1		
11-15	164-14137-00	. CLIP	1		
11-16	246-14132-00	. STOPPER, cable	1		
11-17	248-14131-00	. SPRING, throttle valve	1		
11-18	246-14126-00	. PACKING	1		
11-19	316-14158-00-33	. TOP, mixing chamber	1		
11-20	802-14161-00	. NUT, wire adjusting	1		
11-21	360-14124-20	. SCREW, wire adjusting	1		
11-22	137-14133-00-33	. SPRING, throttle stop	1		
11-23	275-14122-00-33	. SCREW, throttle	1		
11-24	174-14134-00	. SPRING, air adjusting	1		
11-25	174-14123-00-33	. SCREW, air adjusting	1		

Fig. 11 CARBURETOR

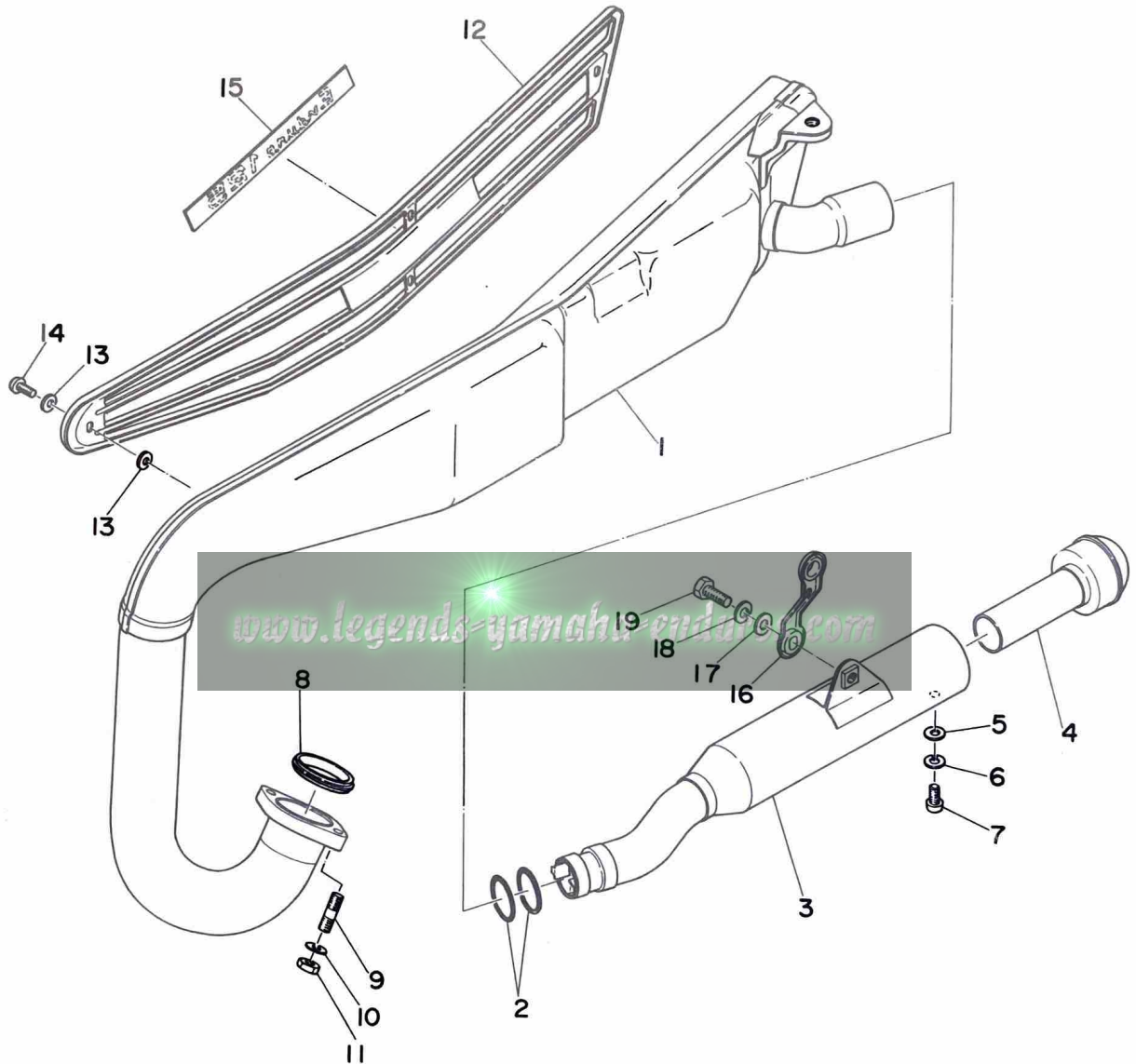


CARBURETOR

Ref. No.	Parts No.	Description	Q'ty	Applicable Machine No.	Remarks
11-26	304-14171-00	. PLUNGER, starter	1		
11-27	156-14135-00	. SPRING, plunger	1		
11-28	132-14173-00	. COVER, plunger cap	1		
11-29	152-14174-00-33	. CAP, plunger	1		
11-30	304-14261-00	. HOLDER	1		
11-31	152-14138-00	. CLIP, plunger	1		
11-32	91401-16015	. PIN, cotter	1		
11-33	305-14567-00-33	. SCREW, panhead	4		
11-34	248-14147-00	. O-RING	1		
11-35	183-14197-01	. PIPE, air vent (3-200)	1		
11-36	183-14196-00	. PIPE, over flow (5-160)	1		

www.legends-yamaha-enduros.com

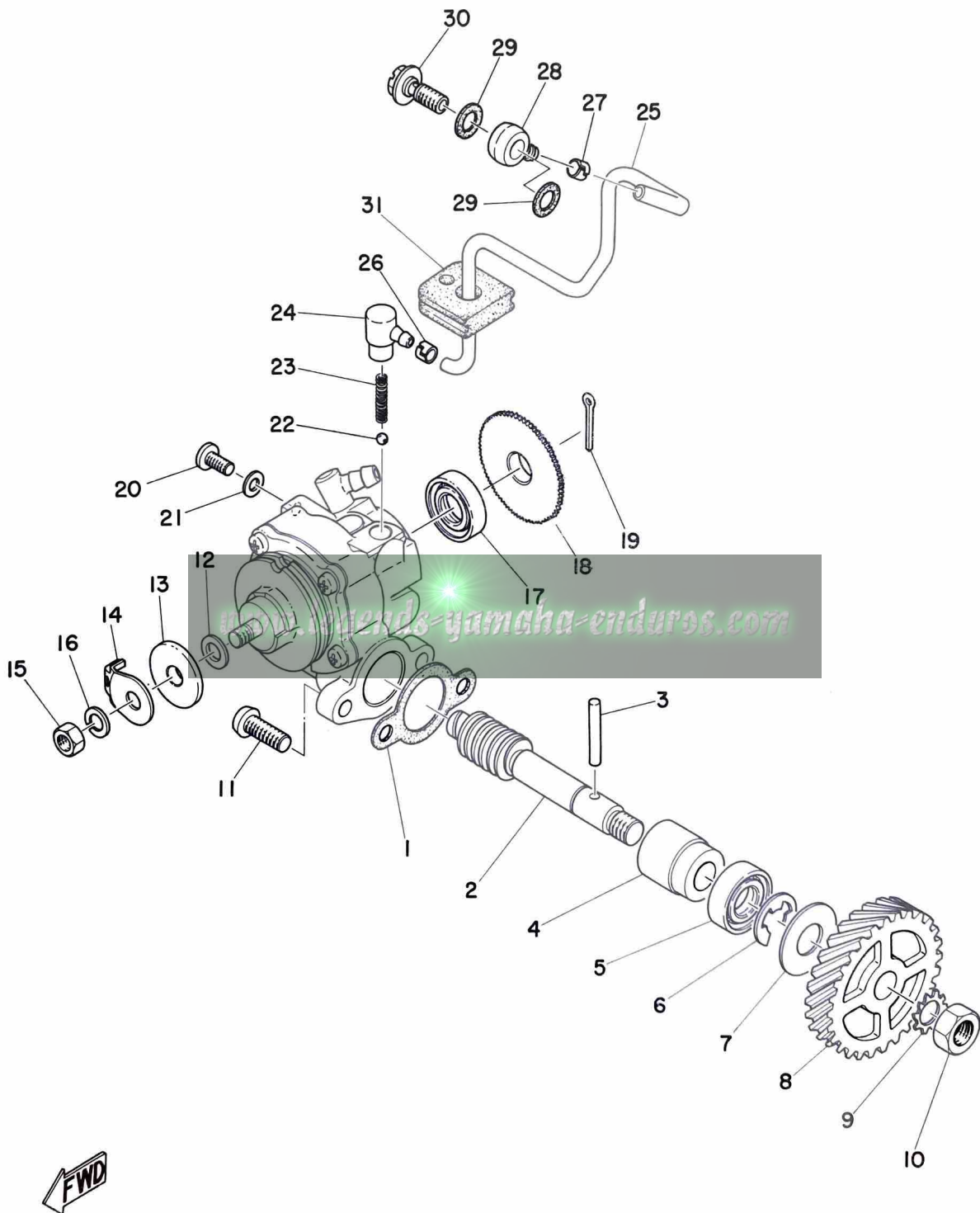
Fig. 12 EXHAUST



EXHAUST

Ref. No.	Parts No.	Description	Q'ty	Applicable Machine No.	Remarks
12- 1	444-14610-00	EXHAUST PIPE ASS'Y	1		
12- 2	93210-27250	. O-RING (3.1-27.4)	2		
12- 3	444-14753-01	. SILENCER	1		
12- 4	438-14752-00	. PIPE, outlet	1		
12- 5	92901-06200	. WASHER, plain	1		
12- 6	92901-06100	. WASHER, spring	1		
12- 7	92501-06012	. SCREW, panhead	1		
12- 8	152-14613-00	GASKET, exhaust pipe	1		
12- 9	392-14651-00	STUD	2		
12-10	92901-08100	WASHER, spring	2		
12-11	98801-08200	NUT	2		
12-12	444-14718-00	PROTECTOR, muffler	1		
12-13	178-14766-00	WASHER, protector (6.2-12-1.5)..	8		
12-14	91903-06010	SCREW, bind	4		
12-15	444-14729-00	EMBLEM, protector	1		
12-16	444-14791-01	STAY, silencer	1		
12-17	92901-08200	WASHER, plain	1		
12-18	92901-08100	WASHER, spring	1		
12-19	97201-08020	BOLT	1		

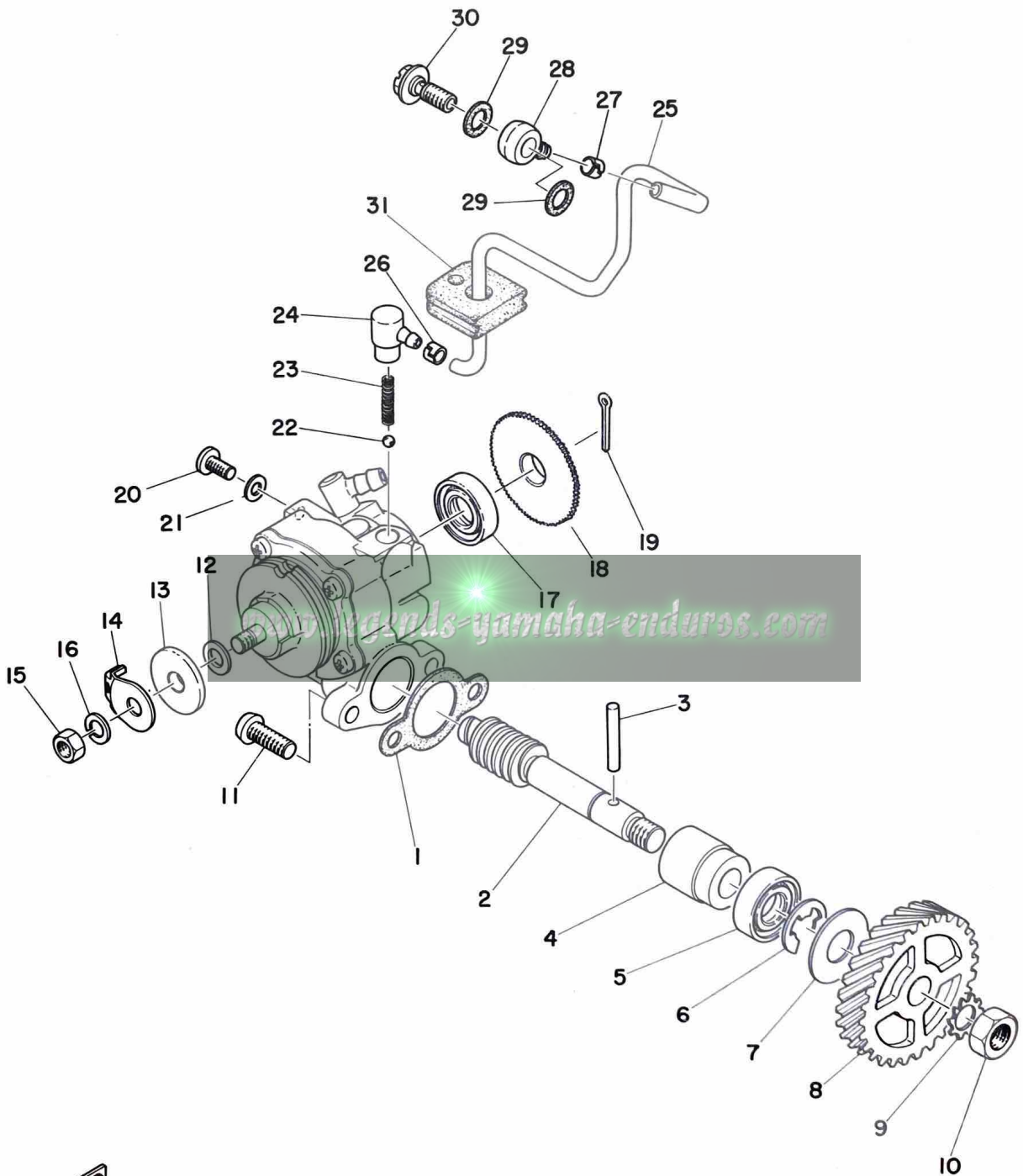
Fig. 13 OIL PUMP



OIL PUMP

Ref. No.	Parts No.	Description	Q'ty	Applicable Machine No.	Remarks
13- 1	126-13116-00	GASKET, pump case	1		
13- 2	214-13175-01	SHAFT, worm	1		
13- 3	93603-22028	PIN, dowel (3-21.8)	1		
13- 4	137-13176-00	METAL, worm shaft outer	1		
13- 5	93101-10002	OIL SEAL (S-10-22-7)	1		
13- 6	93430-08006	CIRCLIP (E-8)	1		
13- 7	102-18138-00	WASHER (10.2-24-1.0)	1		
13- 8	248-13178-00	GEAR, drive (28T)	1		
13- 9	92901-08400	WASHER, tooth	1		
13-10	98801-08300	NUT	1		
13-11	98501-05015	SCREW, panhead	2		
13- 0-1	248-13101-00	OIL PUMP ASS'Y	1		
13-12	137-13137-00-10	. SHIM, plunger (5.8-10-0.1) ...	U.N		
13-13	137-13138-01	. PLATE, adjusting	1		
13-14	402-13146-00	. COVER	1		
13-15	98801-05200	. NUT	1		
13-16	92901-05100	. WASHER, spring	1		
13-17	93101-10001	. OIL SEAL (S-10-21-5)	1		
13-18	137-13128-00	. PLATE, starter	1		
13-19	91401-12018	. PIN, cotter	1		
13-20	98901-04008	. SCREW, bind	1		
13-21	137-13187-00	. GASKET, breather (4.2-8.5-0.5)	1		
13-22	93505-32002	. BALL (5/32 inch)	1		
13-23	278-13169-00	. SPRING, check ball	1		
13-24	353-13552-00	. NOZZLE	1		
13-25	248-13161-01	. PIPE, delivery	1		
13-26	214-13164-00	. CLIP, delivery pipe	1		
13-27	214-13164-00	CLIP, delivery pipe	1		

Fig. 13 OIL PUMP

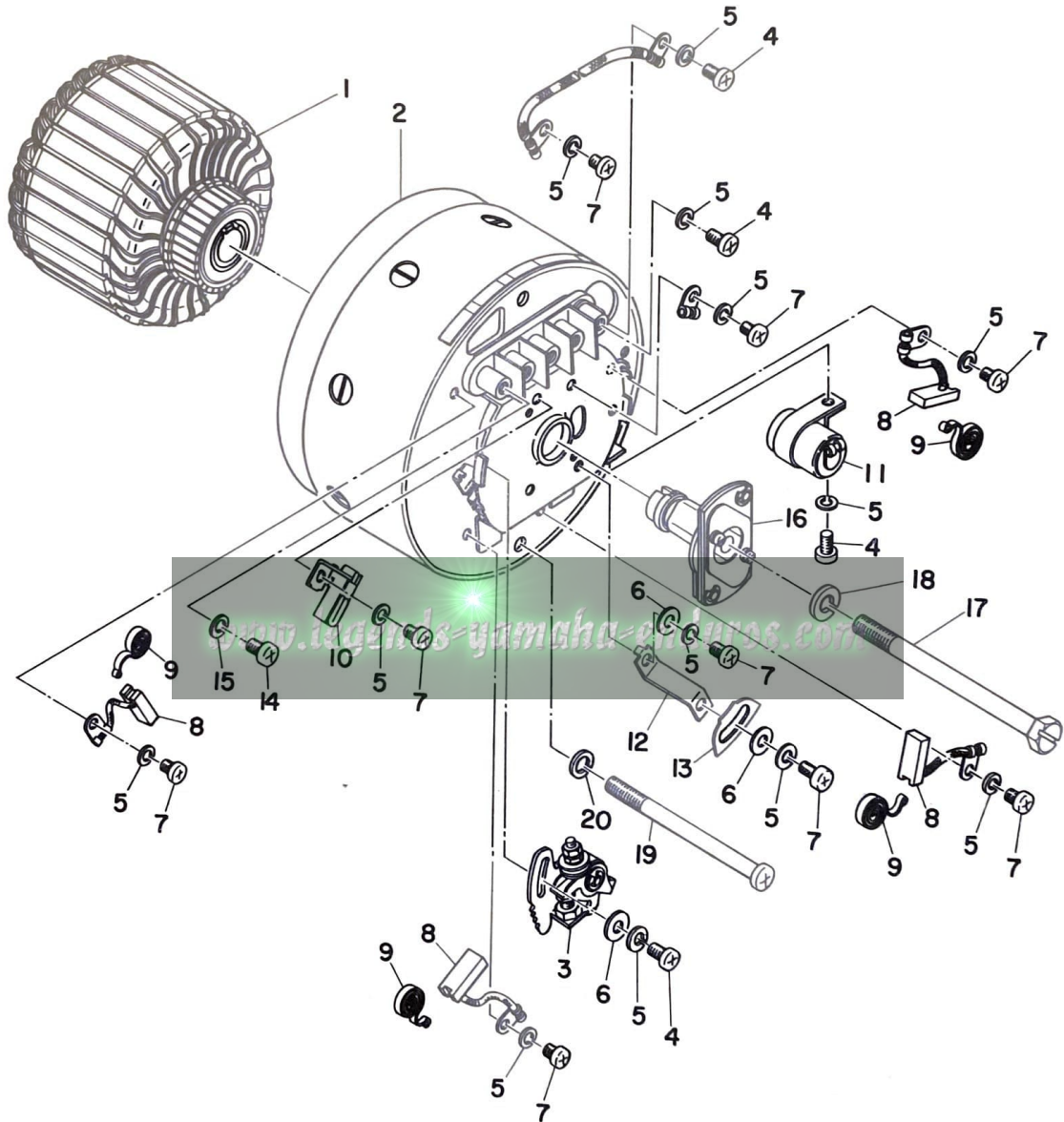


OIL PUMP

Ref. No.	Parts No.	Description	Q'ty	Applicable Machine No.	Remarks
13-28	214-13162-00	BANJO	1		
13-29	137-13167-00	GASKET, banjo bolt (6-13-0.5) ...	2		
13-30	137-13165-00	BOLT, banjo	1		
13-31	248-13174-00	HOLDER, oil pipe	1		

www.legends-yamaha-enduros.com

Fig. 14 STARTER GENERATOR



STARTER GENERATOR

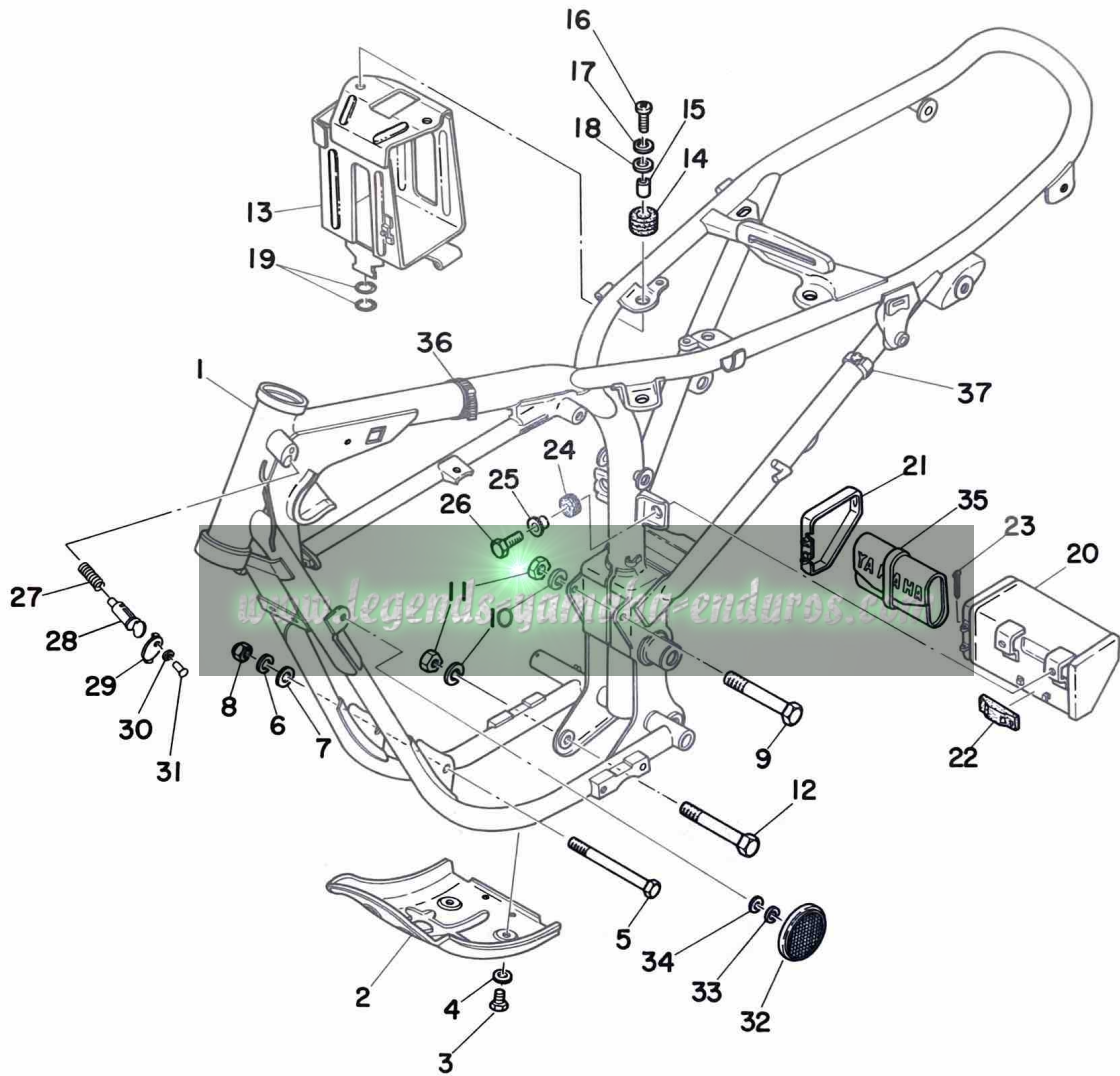
Ref. No.	Parts No.	Description	Q'ty	Applicable Machine No.	Remarks
14- 0-1	261-81100-10	STARTER GENERATOR ASS'Y ...	1		
14- 1	261-81155-10	. ARMATURE	1		
14- 2	261-81110-10	. STATOR ASS'Y	1		
14- 3	132-81221-10	. . CONTACT BREAKER ASS'Y ..	1		
14- 4	98502-04008	. . SCREW, panhead	7		
14- 5	92902-04100	. . WASHER, spring	15		
14- 6	92902-04200	. . WASHER, plain	3		
14- 7	98502-04006	. . SCREW, panhead	8		
14- 8	101-81111-10	. . BRUSH	4		
14- 9	141-81113-10	. . SPRING, brush	4		
14-10	132-81231-10	. . LUBRICATOR	1		
14-11	148-81126-10	. . CONDENSER	1		
14-12	199-81133-10	. . FIXTURE, timing plate	1		
14-13	133-81132-10	. . PLATE, timing	1		
14-14	98502-05008	. . SCREW, panhead	1		
14-15	92902-05100	. . WASHER, spring	1		
14-16	173-81153-10	. GOVERNOR ASS'Y	1		
14-17	148-81152-10	. BOLT	1		
14-18	92901-08100	. WASHER, spring	1		
14-19	261-81135-10	. SCREW, stator	2		
14-20	92902-05100	. WASHER, spring	2		

CHASSIS

www.legends-yamaha-enduros.com



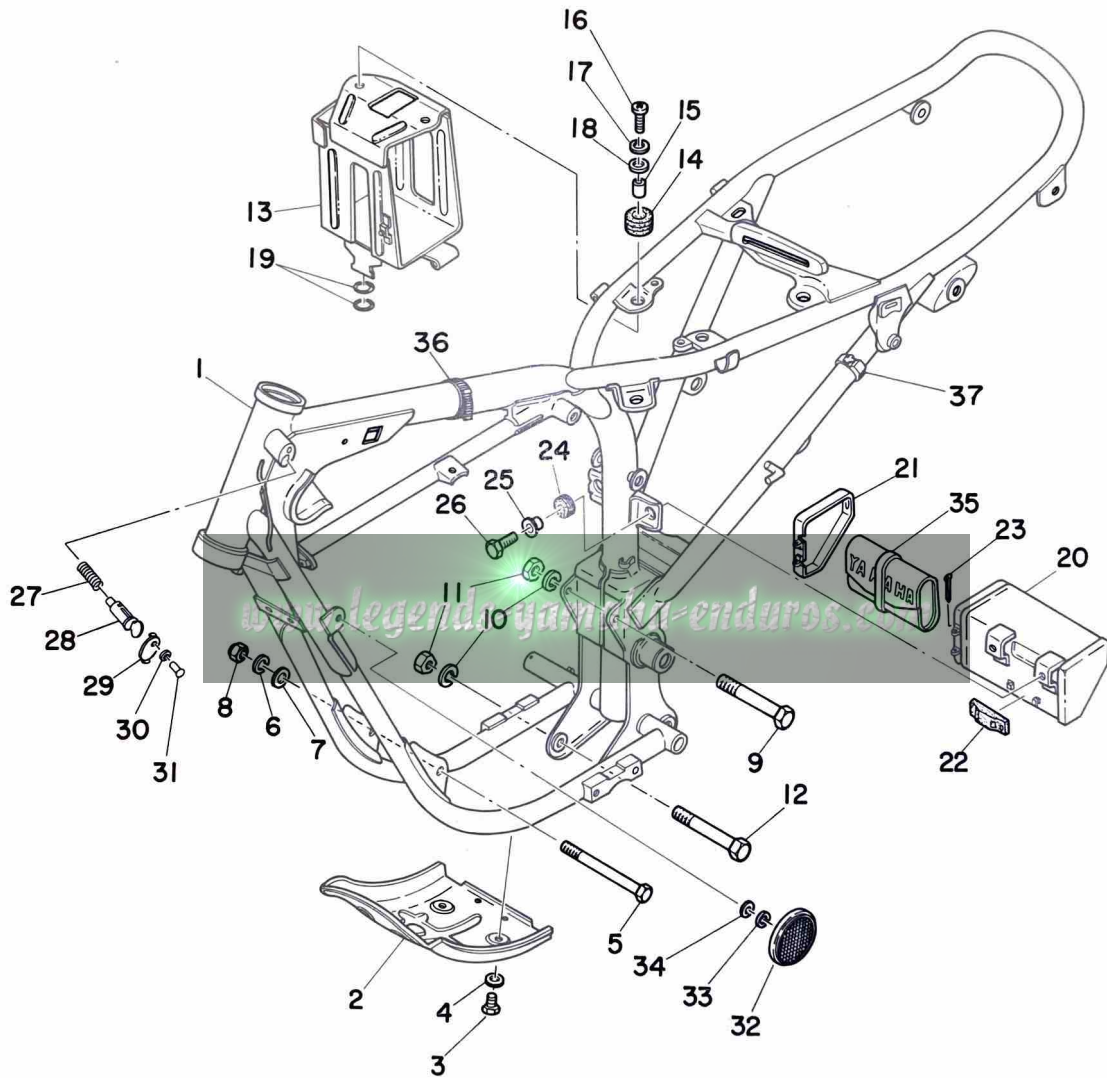
Fig. 15 FRAME · SIDE COVER



FRAME · SIDE COVER

Ref. No.	Parts No.	Description	Q'ty	Applicable Machine No.	Remarks
15- 1	444-21110-00-33	FRAME COMP.	1		Yamaha Black
15- 2	248-21471-00-33	PROTECTOR, engine	1		Yamaha Black
15- 3	91201-06012	BOLT	4		
15- 4	92901-06200	WASHER, plain	4		
15- 5	90109-08255	BOLT	1		
15- 6	92901-10100	WASHER, spring	1		
15- 7	90209-08050	WASHER 1	2		
15- 8	90185-08039	NUT U	1		
15- 9	91101-10095	BOLT	1		
15-10	92901-10100	WASHER, spring	2		
15-11	90185-10035	NUT U	2		
15-12	91101-10085	BOLT, hexagon	1		
15-13	261-21240-00-33	BATTERY BOX COMP.	1		
15-14	248-21717-00	DAMPER, battery box 1	2		
15-15	214-21633-00	COLLAR, fender mount	2		
15-16	92501-06025	SCREW, panhead	2		
15-17	92901-06100	WASHER, spring	2		
15-18	92901-06200	WASHER, plain	2		
15-19	93210-11012	O-RING	2		
15-20	248-21170-00-33	TOOL BOX COMP.	1		Yamaha Black
15-21	248-21399-00-33	CAP, tool box	1		Yamaha Black
15-22	248-21746-00	DAMPER, tool box	1		
15-23	91401-25030	PIN, cotter	1		
15-24	214-21717-00	DAMPER, battery box	2		
15-25	437-21633-00	COLLAR, fender mount	2		
15-26	91201-06020	BOLT	2		
15-27	214-23485-00	SPRING	1		
15-28	341-23408-01	STEERING LOCK ASS'Y	1		

Fig. 15 FRAME · SIDE COVER

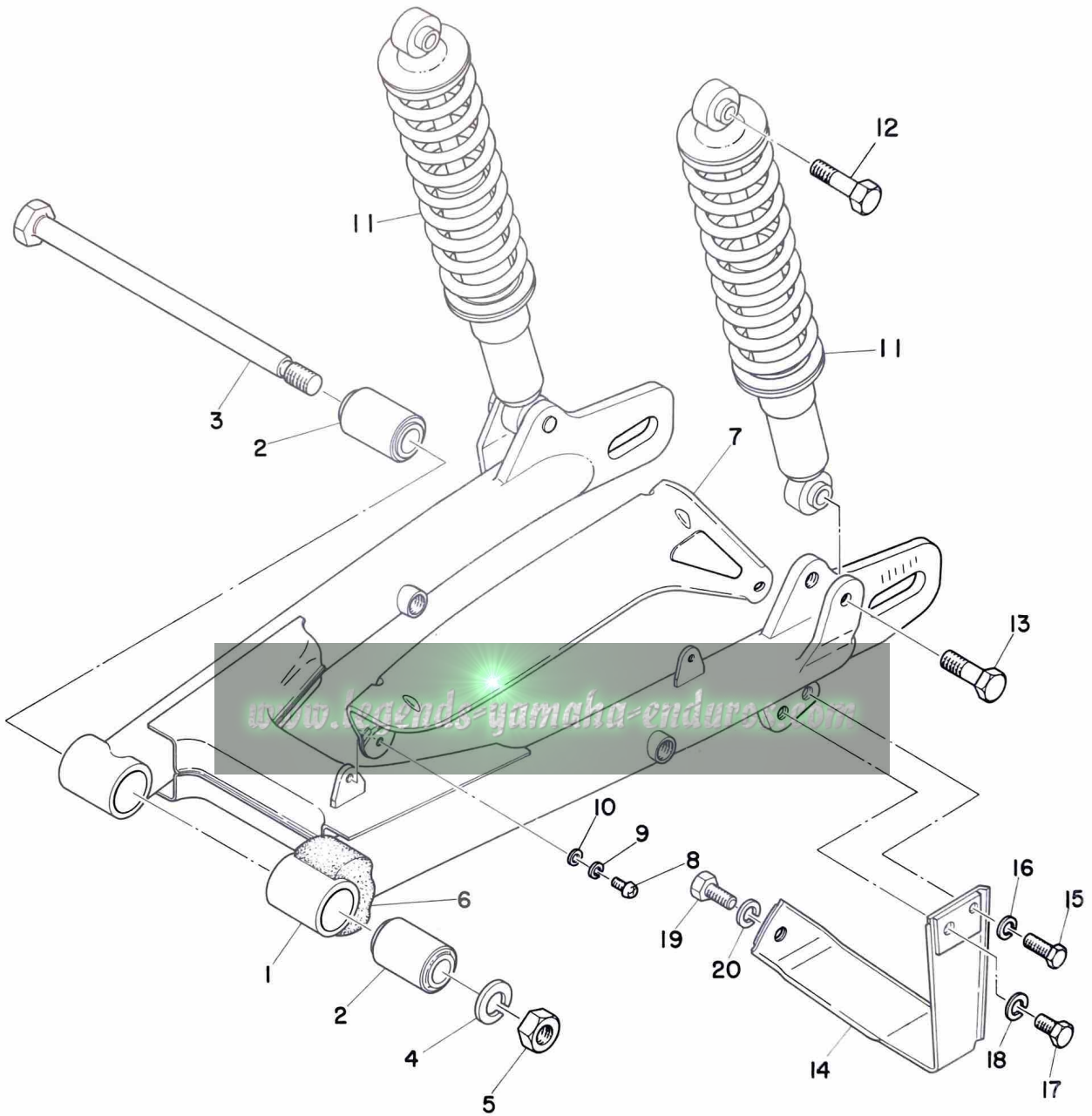


FRAME · SIDE COVER

Ref. No.	Parts No.	Description	Q'ty	Applicable Machine No.	Remarks
15-29	134-23484-10	CAP, handle lock	1		
15-30	214-23488-00	WASHER, wave	1		
15-31	214-23483-00	RIVET, screw	1		
15-32	341-85111-00	REFLECTOR	2		
15-33	92901-05100	WASHER, spring	2		
15-34	92901-05200	WASHER, plain	2		
15-35	315-28100-10	TOOL ASS'Y	1		
15-36	341-26397-01	BAND	2		
15-37	444-14747-00	DAMPER, muffler	1		

www.legends-yamaha-enduros.com

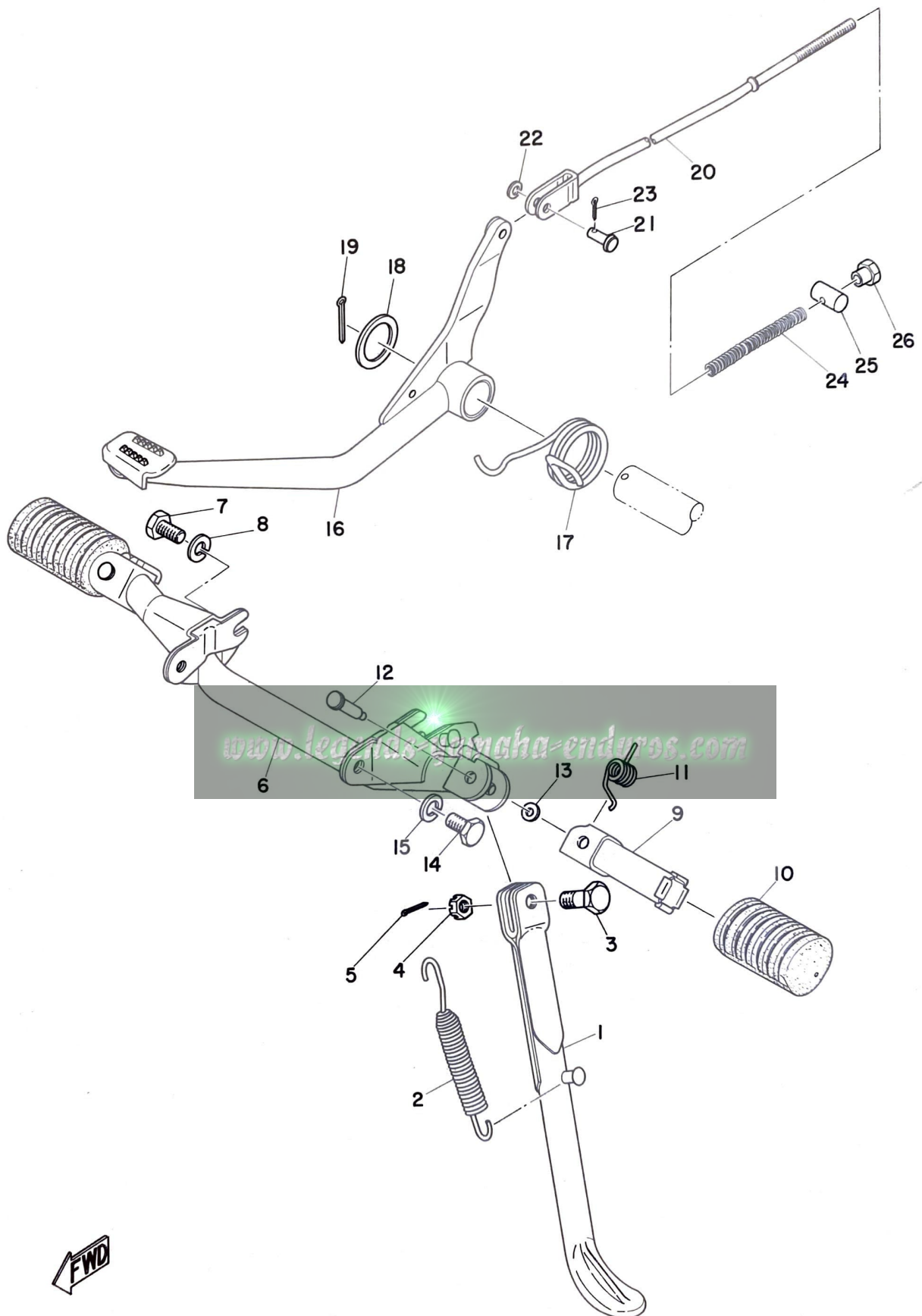
Fig. 16 REAR ARM · REAR CUSHION · CHAIN CASE



REAR ARM · REAR CUSHION · CHAIN CASE

Ref. No.	Parts No.	Description	Q'ty	Applicable Machine No.	Remarks
16- 1	444-22110-00-33	REAR ARM COMP.	1		Yamaha Black
16- 2	174-22123-00	BUSHING, rear arm	2		
16- 3	248-22141-00	SHAFT, pivot	1		
16- 4	92901-14100	WASHER, spring	1		
16- 5	98801-14100	NUT	1		
16- 6	248-22151-00	SEAL, guard	1		
16- 7	444-22311-00-33	CASE, chain	1		Yamaha Black
16- 8	98501-05010	SCREW, panhead	2		
16- 9	92901-05100	WASHER, spring	2		
16-10	92901-05200	WASHER, plain	2		
16-11	305-22210-20	REAR CUSHION ASS'Y	2		
16-12	261-22242-00	BOLT, rear cushion	2		
16-13	214-22242-00	BOLT, rear cushion	2		
16-14	248-22318-00-33	GUARD, chain	1		Yamaha Black
16-15	91201-06020	BOLT	1		
16-16	92901-06100	WASHER, spring	1		
16-17	97201-08015	BOLT	1		
16-18	92901-08100	WASHER, spring	1		
16-19	97201-08020	BOLT	1		
16-20	92901-08100	WASHER, spring	1		

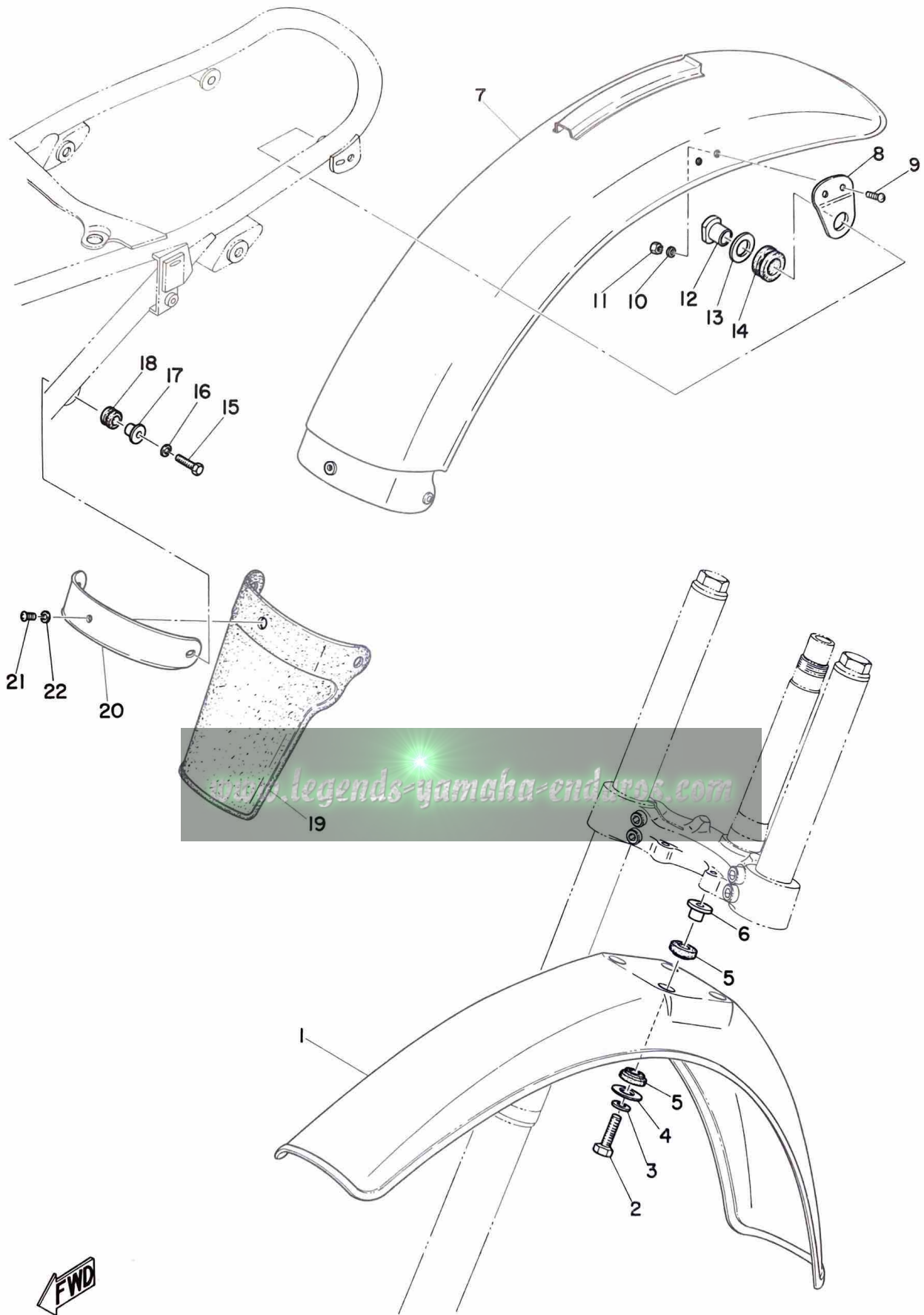
Fig. 17 STAND · FOOTREST · BRAKE PEDAL



STAND · FOOTREST · BRAKE PEDAL

Ref. No.	Parts No.	Description	Q'ty	Applicable Machine No.	Remarks
17- 1	248-27311-01	STAND, side	1		
17- 2	214-27316-00	SPRING	1		
17- 3	278-27317-00	BOLT, side stand	1		
17- 4	92802-10500	NUT, slotted	1		
17- 5	91401-20025	PIN, cotter	1		
17- 6	261-27411-00	FOOTREST	1		
17- 7	91201-10018	BOLT	2		
1-- 8	92901-10100	WASHER, spring	2		
17- 9	214-27421-00	FOOTREST	2		
17-10	214-27413-00	COVER, footrest	2		
17-11	214-27426-00	SPRING, return	2		
17-12	214-27418-00	PIN, clevis	2		
17-13	214-27417-00	WASHER, special	2		
17-14	91201-10018	BOLT	2		
17-15	92901-10100	WASHER, spring	2		
17-16	248-27211-00	PEDAL, brake	1		
17-17	248-27216-00	SPRING, brake pedal	1		
17-18	248-27226-00	WASHER, brake shaft (2.5-34-1.6)	1		
17-19	91401-40035	PIN, cotter	1		
17-20	248-27231-00	ROD, brake	1		
17-21	248-27228-00	PIN, link joint	1		
17-22	92901-06200	WASHER, plain	1		
17-23	91401-25012	PIN, cotter	1		
17-24	180-27236-00	SPRING, rod	1		
17-25	156-27237-00	PIN, clevis	1		
17-26	206-27238-00	NUT, adjusting	1		

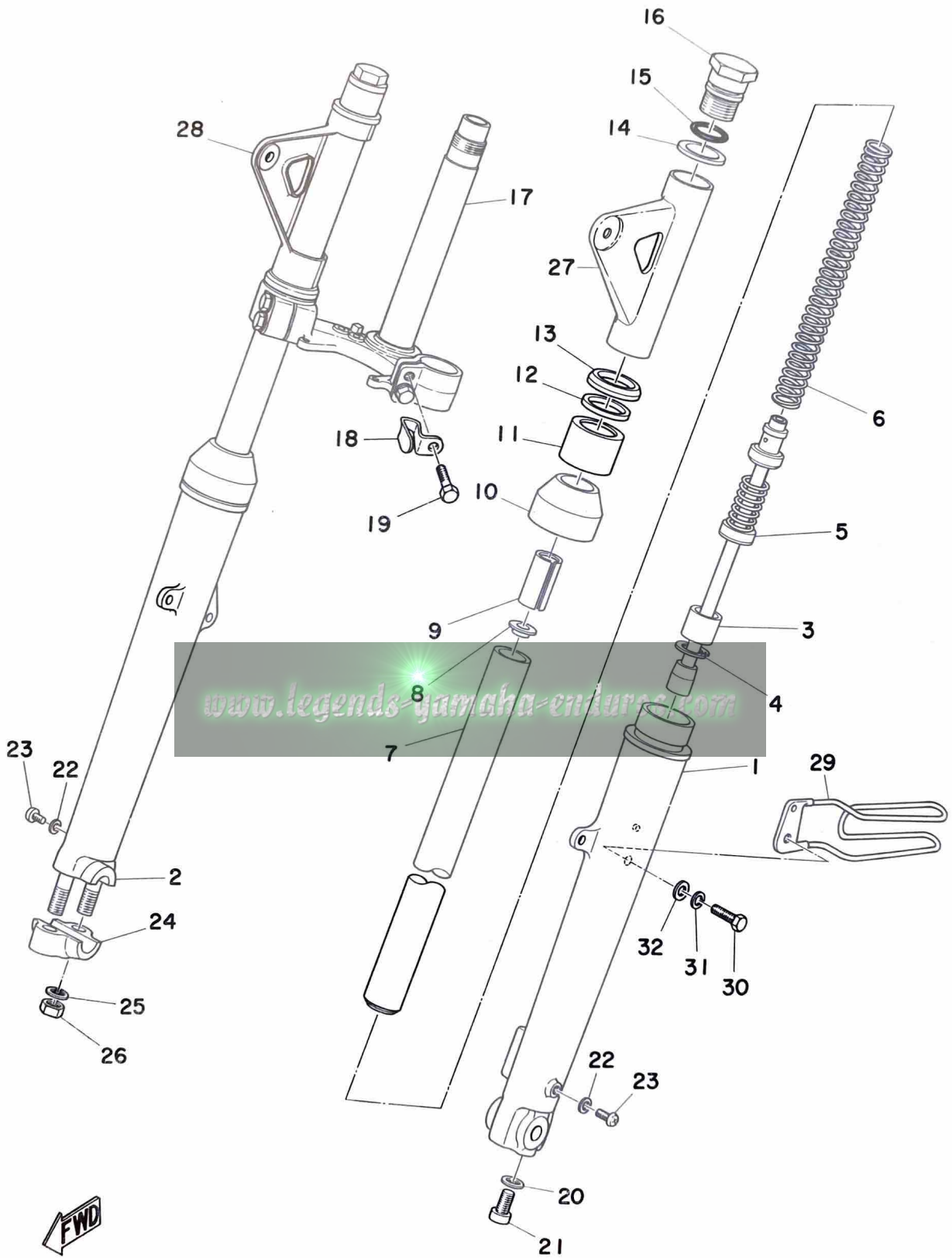
Fig. 18 FRONT FENDER · REAR FENDER



FRONT FENDER · REAR FENDER

Ref. No.	Parts No.	Description	Q'ty	Applicable Machine No.	Remarks
18- 1	403-21511-01-20	FENDER, front	1		Crystal Silver
18- 2	97201-06025	BOLT	4		
18- 3	92901-06100	WASHER, spring	4		
18- 4	116-28324-00	WASHER, leg shield (6.5-20-1.6)	4		
18- 5	322-21541-00	DAMPER, fender	8		
18- 6	322-21544-00	COLLAR, fender	4		
18- 7	444-21610-00-20	REAR FENDER COMP.	1		Crystal Silver
18- 8	248-21613-00-20	STAY, fender 1	2		
18- 9	98501-06012	SCREW, panhead	4		
18-10	92901-06100	WASHER, spring	4		
18-11	98801-06100	NUT	4		
18-12	248-21635-00	NUT, rear fender	2		
18-13	122-24746-00	WASHER, special	1		
18-14	168-21638-00	DAMPER, front	2		
18-15	91201-06025	BOLT	2		
18-16	92901-06100	WASHER, spring	2		
18-17	437-21633-00	COLLAR, fender mount	2		
18-18	214-21717-00	DAMPER, battery box	2		
18-19	248-21629-00	GUARD, mad front	1		
18-20	248-21622-00-33	BAND, guard	1		
18-21	98501-06012	SCREW, panhead	1		
18-22	92901-06100	WASHER, spring	1		

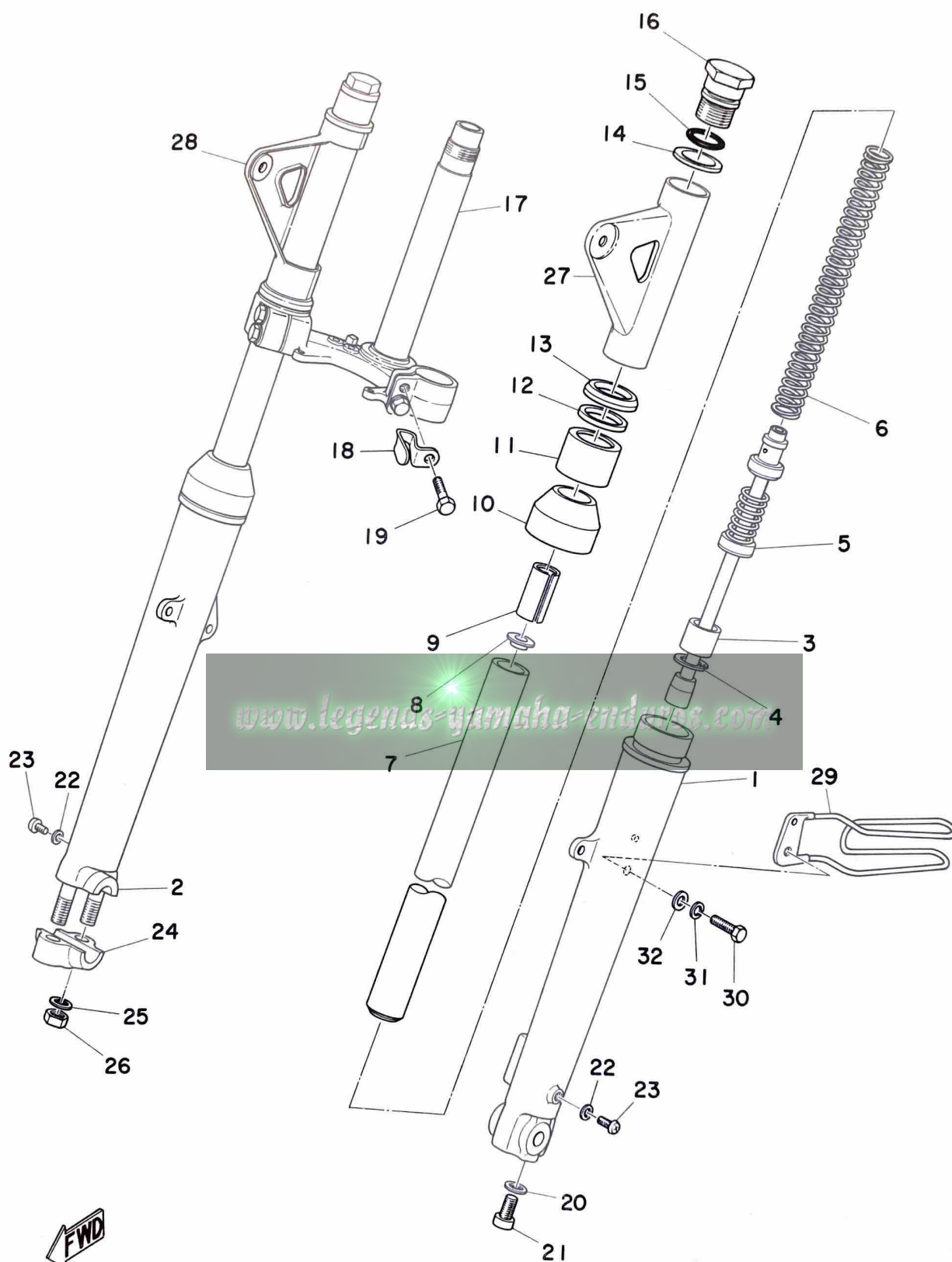
Fig. 19 FRONT FORK



FRONT FORK

Ref. No.	Parts No.	Description	Q'ty	Applicable Machine No.	Remarks
19- 0-1	443-23101-01	FRONT FORK ASS'Y	1		
19- 1	315-23126-50-93	. TUBE, outer left	1		
19- 2	315-23136-50-93	. TUBE, outer right	1		
19- 3	315-23171-50	. PISTON	2		
19- 4	315-23183-50	. RING, snap	2		
19- 5	443-23170-01	. CYLINDER COMP.	2		
19- 6	437-23141-01	. SPRING, fork	2		
19- 7	315-23124-50	. TUBE, inner	2		
19- 8	248-23142-00	. SEAT, spring upper	2		
19- 9	443-23118-01	. SPACER	2		
19-10	248-23144-00	. SEAL, dust	2		
19-11	248-23122-01	. COVER, outer	2		
19-12	214-23163-00	. PACKING	2		
19-13	248-23116-01	. COVER, under	2		
19-14	248-23115-01	. COVER, upper	2		
19-15	146-23114-00	. PACKING (O-RING)	2		
19-16	248-23111-01	. BOLT, cap	2		
19-17	443-23340-00-33	. UNDER BRACKET COMP.	1		Yamaha Black
19-18	214-23318-00	. HOLDER, wire	1		
19-19	275-23346-61	. BOLT, under bracket	4		
19-20	214-23158-00	. PACKING	2		
19-21	91311-08020	. BOLT	2		
19-22	122-23129-00	. GASKET, drain plug	2		
19-23	122-23119-01	. PLUG, drain	2		
19-24	315-23167-50	. HOLDER	1		
19-25	92901-08100	. WASHER, spring	2		
19-26	98801-08100	. NUT	2		
19-27	437-23121-00-20	COVER, upper left	1		Crystal Silver

Fig. 19 FRONT FORK

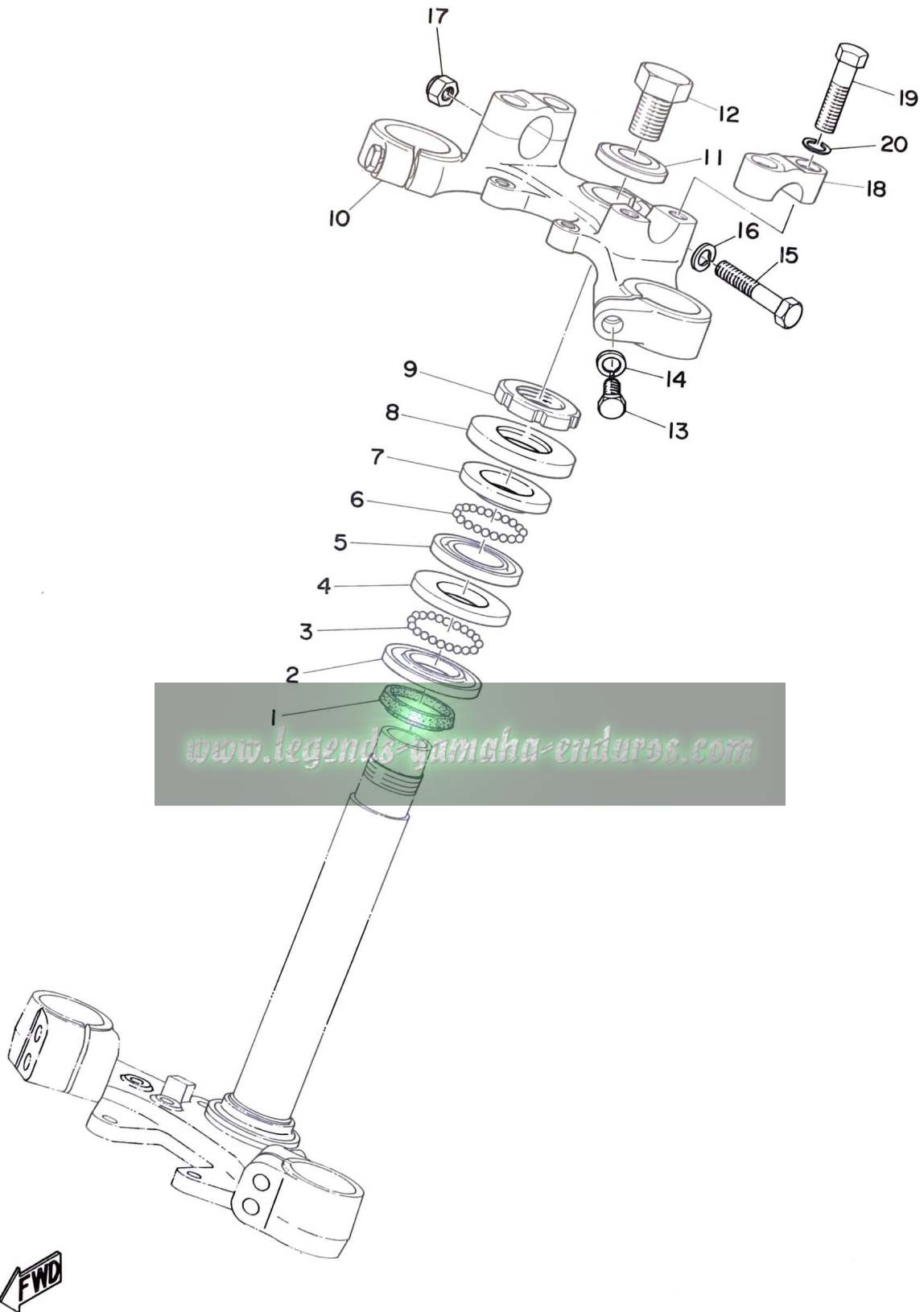


FRONT FORK

Ref. No.	Parts No.	Description	Q'ty	Applicable Machine No.	Remarks
19-28	437-23131-00-20	COVER, upper right	1		Crystal Silver
19-29	437-23318-00	HOLDER, wire	1		
19-30	97201-06018	BOLT	1		
19-31	92901-06100	WASHER, spring	1		
19-32	92901-06200	WASHER, plain	1		

www.legends-yamaha-enduros.com

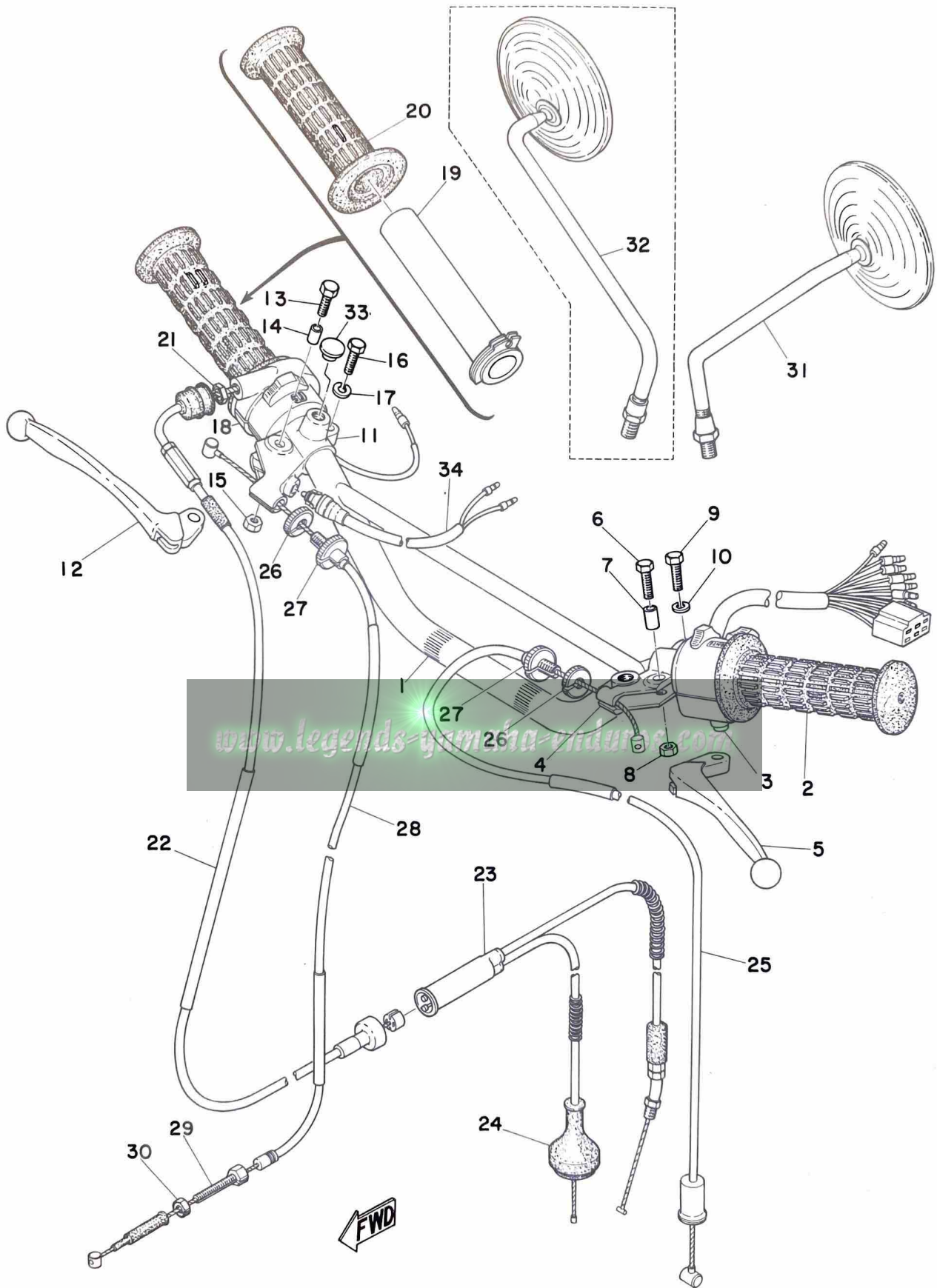
Fig. 20 STEERING



STEERING

Ref. No.	Parts No.	Description	Q'ty	Applicable Machine No.	Remarks
20- 1	164-23462-00	SEAL, dust	1		
20- 2	156-23411-00	RACE, ball 1	1		
20- 3	93501-04011	BALL (1/4 inch)	19		
20- 4	156-23412-00	RACE, ball 2	1		
20- 5	122-23412-00	RACE, ball 2	1		
20- 6	93503-16010	BALL (3/16 inch)	22		
20- 7	122-23411-00	RACE, ball 1	1		
20- 8	122-23416-00	COVER, ball race	1		
20- 9	137-23454-00	NUT, fitting	1		
20-10	443-23435-00-33	CROWN, handle	1		Yamaha Black
20-11	214-23443-00	WASHER, crown	1		
20-12	90109-14235	BOLT, steering fitting	1		
20-13	91204-10030	BOLT	2		
20-14	92901-10100	WASHER, spring	2		
20-15	97103-08045	BOLT	1		
20-16	92901-08100	WASHER, spring	1		
20-17	98803-08700	NUT, crown	1		
20-18	315-23441-00-33	HOLDER, handle upper	2		Yamaha Black
20-19	97103-08035	BOLT	4		
20-20	92901-08100	WASHER, spring	4		

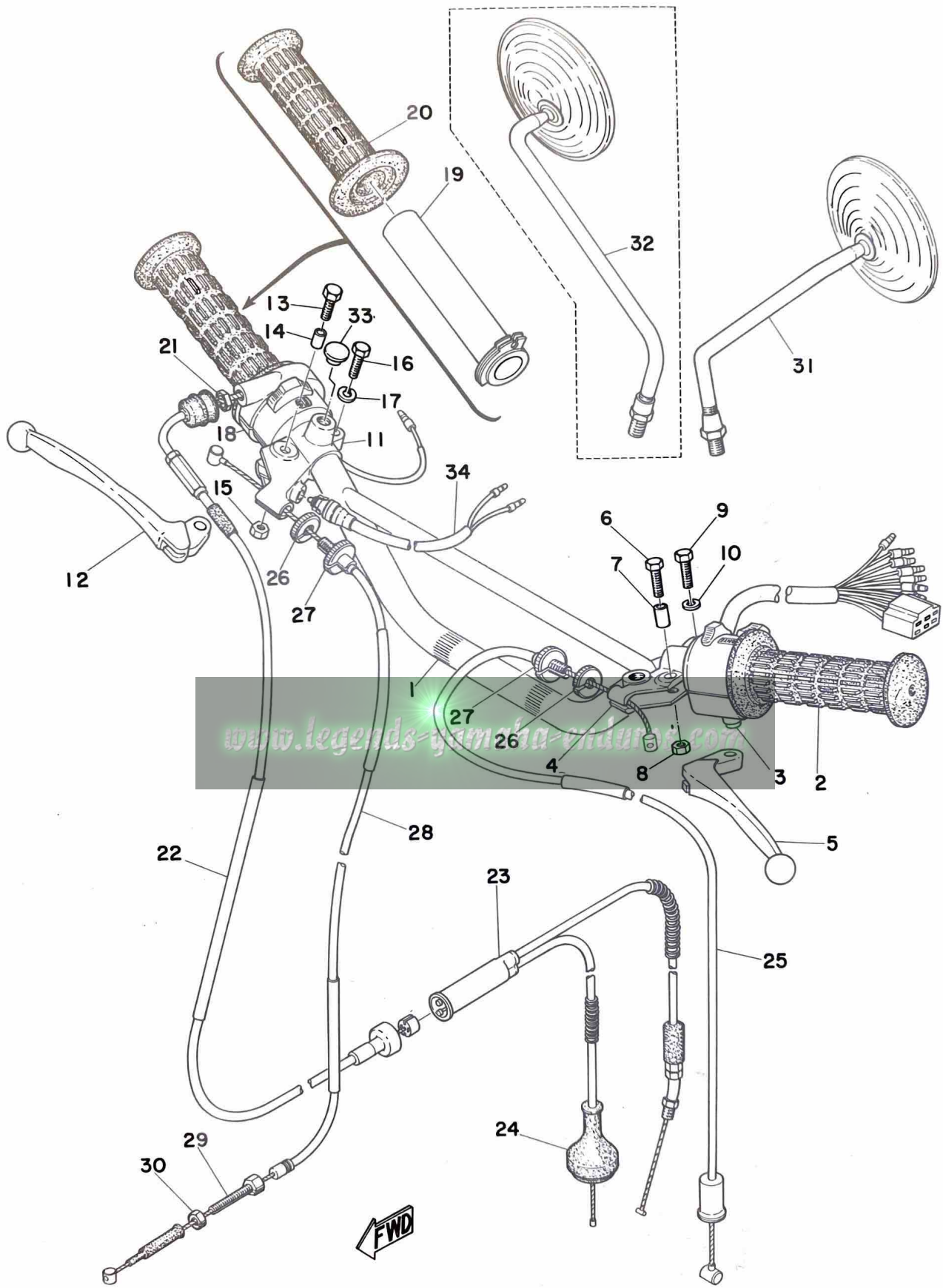
Fig. 21 HANDLE · WIRE



HANDLE · WIRE

Ref. No.	Parts No.	Description	Q'ty	Applicable Machine No.	Remarks
21- 1	248-26111-02	HANDLE	1		
21- 2	214-26241-00	GRIP, left	1		
21- 3	444-83972-02	SWITCH, handle 4	1		
21- 0-1	360-82910-00	LEVER HOLDER ASS'Y, left	1		
21- 4	341-82911-00	. HOLDER, lever left	1		
21- 5	214-83912-00	. LEVER, left	1		
21- 6	91201-06020	. BOLT	1		
21- 7	214-83913-00	. COLLAR, lever	1		
21- 8	92801-06300	. NUT	1		
21- 9	91203-06020	. BOLT	1		
21-10	92901-06100	. WASHER, spring	1		
21- 0-2	361-82920-91	LEVER HOLDER ASS'Y right	1		
21-11	361-82921-31	. HOLDER, lever right	1		
21-12	233-83922-30	. LEVER, right	1		
21-13	91201-06020	. BOLT	1		
21-14	214-83913-00	. COLLAR, lever	1		
21-15	92801-06300	. NUT	1		
21-16	91203-06020	. BOLT	1		
21-17	92901-06100	. WASHER, spring	1		
21-18	444-83975-01	SWITCH, handle 2	1		
21-19	434-26243-10	TUBE, guide	1		
21-20	214-26242-00	GRIP, right	1		
21-21	169-26251-00	NUT, adjusting	1		
21-22	437-26311-01	WIRE, throttle 1	1		
21-23	444-26312-01	WIRE, throttle 2	1		
21-24	401-26329-00	. CAP, rubber	1		
21-25	444-26335-00	WIRE, clutch	1		
21-26	168-26344-00	NUT, wire adjusting	2		

Fig. 21 HANDLE · WIRE



HANDLE · WIRE

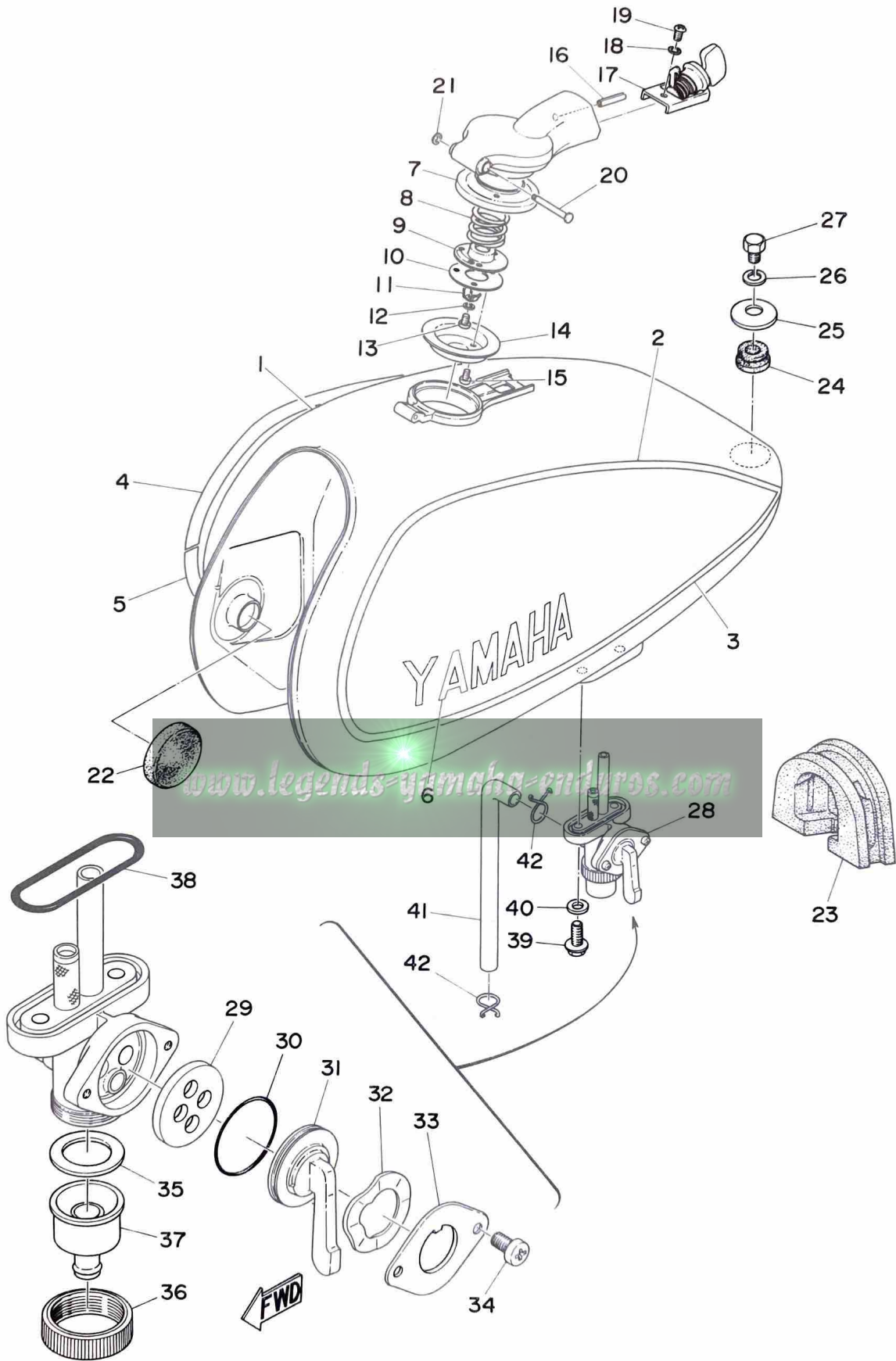
Ref. No.	Parts No.	Description	Q'ty	Applicable Machine No.	Remarks
21-27	214-26337-01	BOLT, wire adjusting	2		
21-28	443-26341-00	WIRE, brake	1		
21-29	326-26345-00	BOLT, wire adjusting	1		
21-30	109-26344-00	NUT, wire adjusting	1		
21-31	341-26290-10	BACK MIRROR ASS'Y, left	1		
21-32	341-26290-01	BACK MIRROR ASS'Y, right ...	1		Alternate Parts
21-33	341-26329-00	PLUG, blind	1		
21-34	361-83980-30	FRONT STOP SWITCH ASS'Y ...	1		



FUEL TANK

Ref. No.	Parts No.	Description	Q'ty	Applicable Machine No.	Remarks
22- 1	444-24110-00-01	FUEL TANK COMP.	1		Brandy Red
22- 2	443-24244-00	. GRAPHIC, fuel tank upper left ..	1		
22- 3	443-24246-00	. GRAPHIC, fuel tank under left ..	1		
22- 4	443-24245-00	. GRAPHIC, fuel tank upper right	1		
22- 5	443-24247-00	. GRAPHIC, fuel tank under right	1		
22- 6	322-24161-00	. EMBLEM, fuel tank	2		
22- 0-1	437-24653-00	CAP, ASS'Y	1		
22- 7	437-24612-00	. PACKING, cap	1		
22- 8	437-24621-00	. SPRING, cap	1		
22- 9	437-24616-00	. GASKET, plate 2	1		
22-10	437-24683-00	. GASKET	1		
22-11	437-24639-00	. STOPPER, plate	1		
22-12	92901-04100	. WASHER, spring	1		
22-13	98501-04006	. SCREW, panhead	1		
22-14	437-24615-00	. GASKET, plate 1	1		
22-15	98501-03006	. SCREW, panhead	3		
22-16	91609-40018	. PIN, spring	1		
22-17	437-24602-00	KEY COMP.	1		
22-18	92901-05100	WASHER, spring	1		
22-19	98501-05008	SCREW, panhead	1		
22-20	308-24623-00	PIN 1	1		
22-21	93430-02001	CIRCLIP (E-2)	1		
22-22	156-24181-00	DAMPER, locating 1	2		
22-23	444-24183-00	DAMPER, locating 3	1		
22-24	322-24182-00	DAMPER, fuel tank	1		
22-25	341-83348-00	WASHER, special	1		
22-26	92901-08100	WASHER, spring	1		
22-27	97201-08015	BOLT	1		

Fig. 22 FUEL TANK

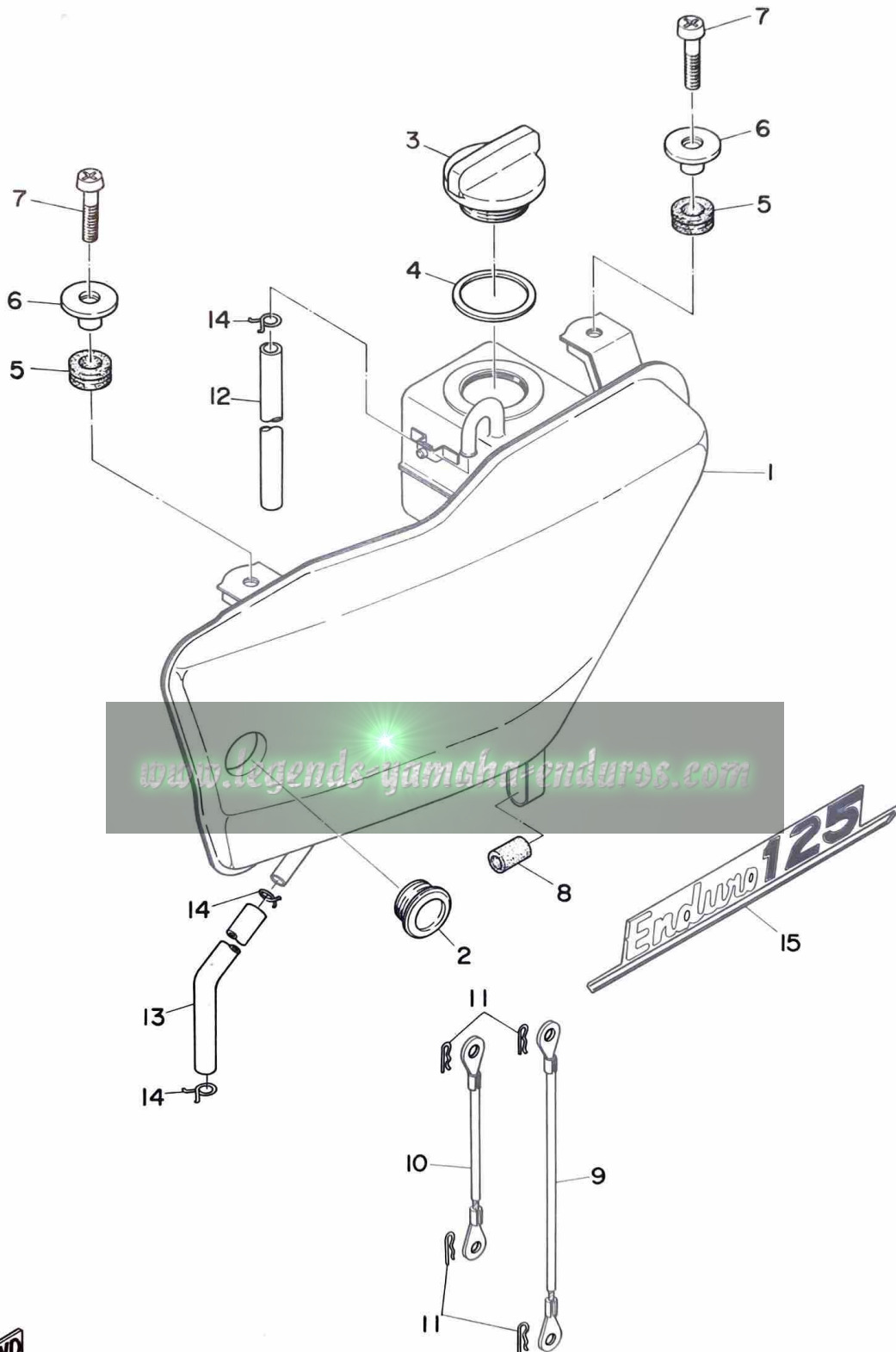


FUEL TANK

Ref. No.	Parts No.	Description	Q'ty	Applicable Machine No.	Remarks
22-28	438-24500-01	FUEL COCK ASS'Y	1		
22-29	214-24523-00	. VALVE	1		
22-30	214-24513-00	. O-RING	1		
22-31	214-24524-01	. LEVER, cock	1		
22-32	214-24518-00	. WASHER, wave	1		
22-33	214-24525-00	. PLATE, lever fitting	1		
22-34	214-24535-00	. SCREW, lever fitting	2		
22-35	214-24522-00	. GASKET, filter	1		
22-36	438-24531-00	. NUT, ring	1		
22-37	438-24521-00	. CUP, filter	1		
22-38	214-24512-00	. O-RING	1		
22-39	256-24143-00	BOLT, cock connecting	2		
22-40	178-14766-00	WASHER, protector (6.2-12-1.5)..	2		
22-41	90445-11199	PIPE, fuel (7-150)	1		
22-42	143-24356-00	CLIP, pipe	2		

www.legends-yamaha-enduros.com

Fig. 23 OIL TANK

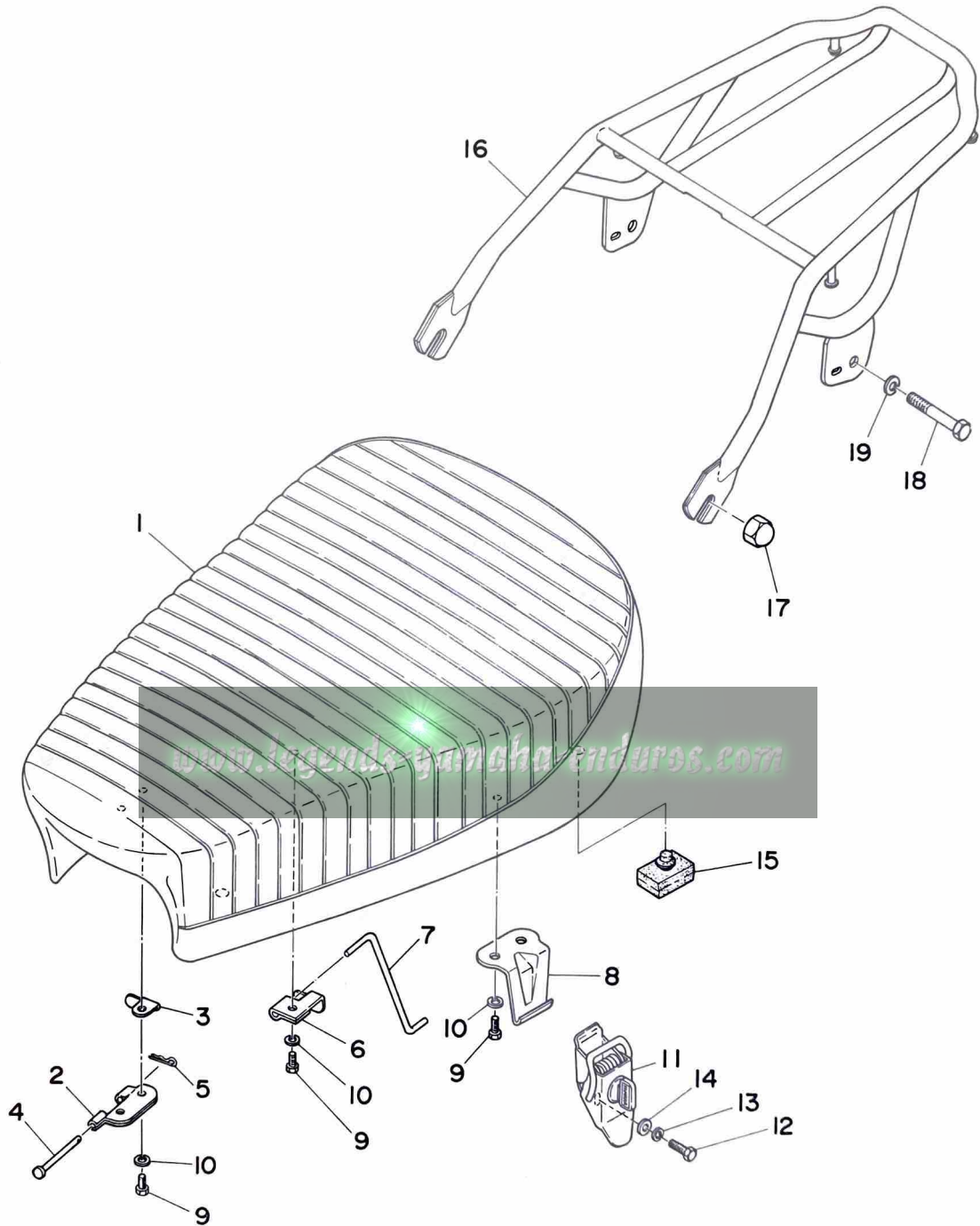


OIL TANK

Ref. No.	Parts No.	Description	Q'ty	Applicable Machine No.	Remarks
23- 1	444-21705-00-A2	OIL TANK COMP.	1		Brandy Red
23- 2	360-21761-00	. GAUGE, level	1		
23- 3	214-21771-00	CAP, oil tank	1		
23- 4	214-21772-00	GASKET, cap (29-37-2)	1		
23- 5	214-21717-00	DAMPER, battery box	2		
23- 6	437-21633-00	COLLAR, fender mount	2		
23- 7	90157-06029	SCREW, panhead special	2		
23- 8	214-21779-00	DAMPER, oil tank	1		
23- 9	248-21775-00	BAND, tank fitting	1		
23-10	261-21775-00	BAND, tank fitting	1		
23-11	156-83525-00	CLIP	4		
23-12	248-21745-00	PIPE, oil tank breather (4-350) ...	1		
23-13	248-21766-00	PIPE, oil	1		
23-14	101-24356-00	CLIP, pipe	3		
23-15	444-21787-00	EMBLEM, enduro	1		

www.legends-yamaha-enduros.com

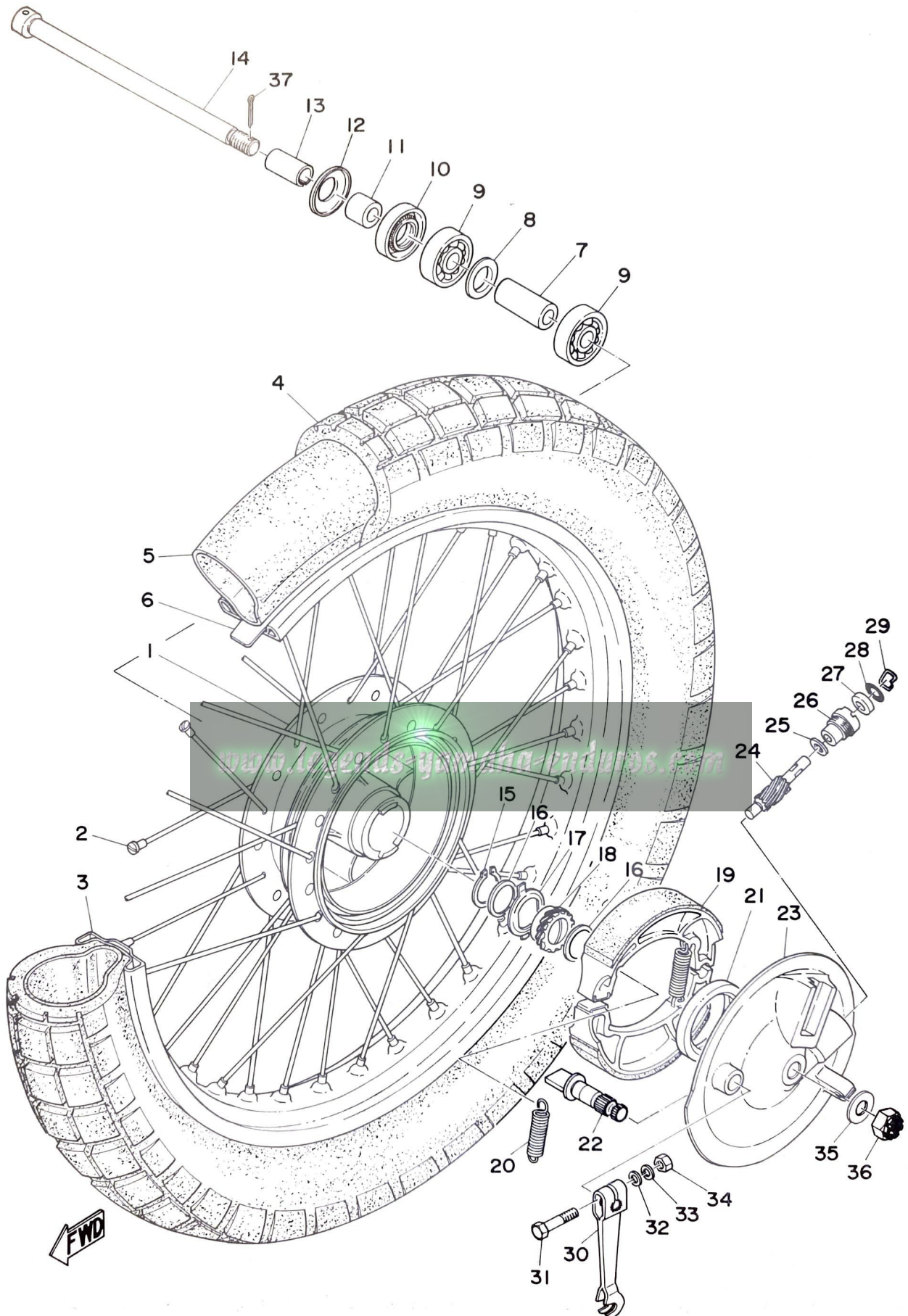
Fig. 24 SEAT



SEAT

Ref. No.	Parts No.	Description	Q'ty	Applicable Machine No.	Remarks
24- 1	444-24710-00	SINGLE SEAT ASS'Y	1		
24- 0-1	444-24711-00	. COVER, single seat	1		
24- 2	315-24726-00	HINGE, seat	2		
24- 3	444-24768-00	STOPPER	2		
24- 4	90240-05001	PIN, clevis	2		
24- 5	156-83525-00	CLIP	2		
24- 6	276-24748-00	BRACKET, seat stopper	1		
24- 7	276-24768-00	STOPPER, seat	1		
24- 8	214-24728-00	BRACKET, seat	1		
24- 9	91201-06012	BOLT	7		
24-10	92901-06100	WASHER, spring	7		
24-11	438-24705-00	SEAT BRACKET UNDER COMP. ...	1		
24-12	91201-06025	BOLT	1		
24-13	92901-06100	WASHER, spring	1		
24-14	92901-06200	WASHER, plain	1		
24-15	214-24724-00	DAMPER, seat	2		
24-16	261-24810-00	SUB CARRIER ASS'Y	1		
24-17	92801-10700	NUT, crown	2		
24-18	97201-08055	BOLT	2		
24-19	92901-08100	WASHER, spring	2		

Fig. 25 FRONT WHEEL



FRONT WHEEL

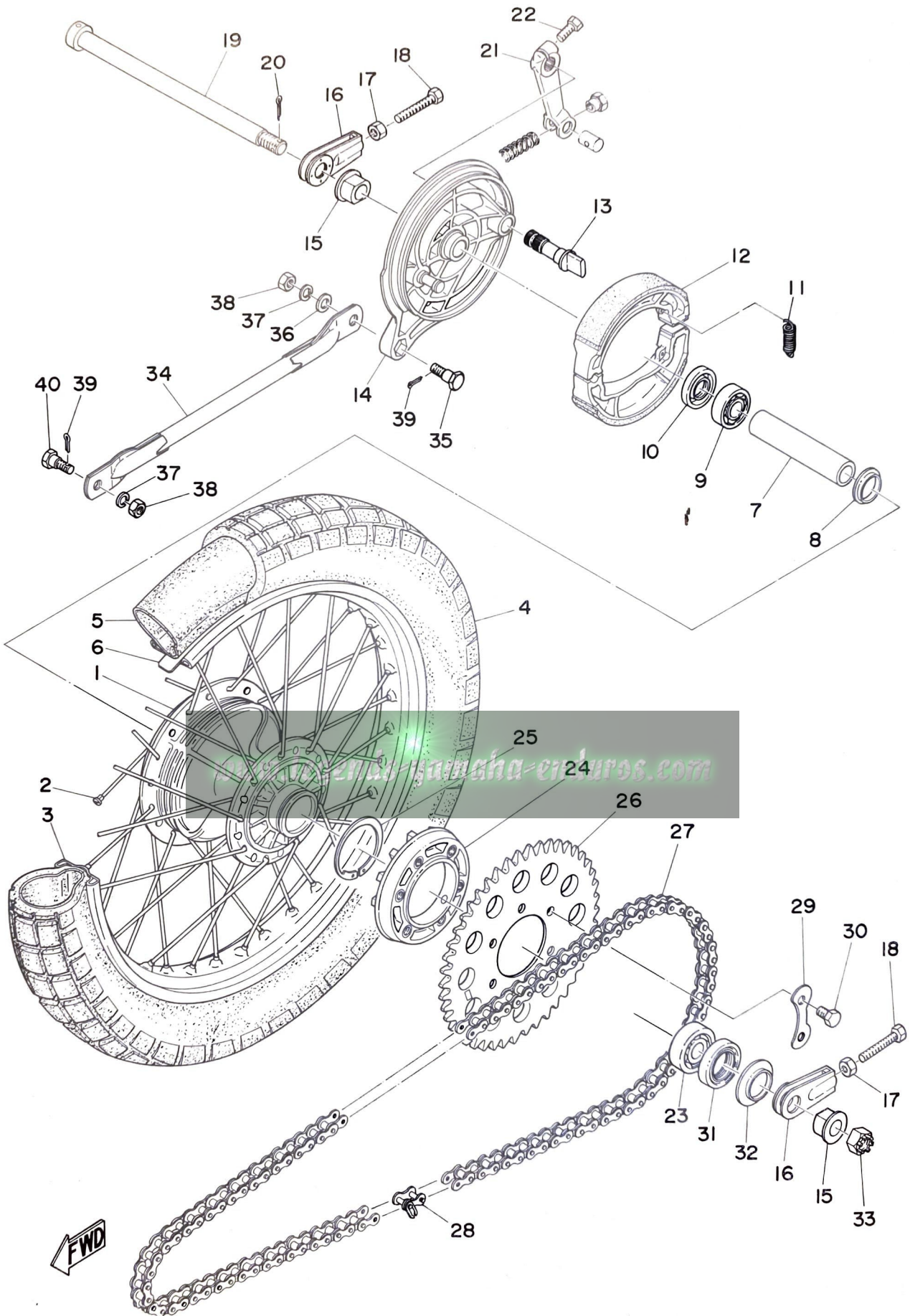
Ref. No.	Parts No.	Description	Q'ty	Applicable Machine No.	Remarks
25- 1	183-25111-00	HUB	1		
25- 2	443-25104-00	SPOKE SET	1s		
25- 3	94416-19116	RIM (1.60A-19)	1		
25- 4	94130-19140	TIRE (3.00-19-4PR)	1		
25- 5	94230-19047	TUBE (3.00-19)	1		
25- 6	94330-19035	BAND, rim (3.00-19)	1		
25- 7	183-25117-00	SPACER, bearing	1		
25- 8	109-25315-00	FLANGE, spacer	1		
25- 9	93306-30103	BEARING (6301Z)	2		
25-10	93102-18008	OIL SEAL (SD-18-37-8)	1		
25-11	183-25183-00	COLLAR, wheel shaft	1		
25-12	183-25118-00	COVER, hub dust	1		
25-13	315-25186-00	COLLAR	1		
25-14	401-25181-00	SHAFT, wheel	1		
25-15	93410-20009	CIRCLIP (S-20)	1		
25-16	183-25147-00	WASHER, thrust 2 (20.5-26-1.0)	2		
25-17	183-25149-00	CLUTCH, meter	1		
25-18	301-25135-00	GEAR, drive	1		
25-19	183-25330-01	BRAKE SHOE COMP.	2		
25-20	183-25333-00	SPRING, return	2		
25-21	93105-47007	OIL SEAL (SDD-47-58-7)	1		
25-22	122-25351-01	CAMSHAFT	1		
25-23	443-25121-00	PLATE, brake shoe	1		
25-24	301-25138-00	GEAR, meter	1		
25-25	183-25146-00	WASHER, thrust 1 (7-12-0.8) ...	1		
25-26	109-25136-00	BUSHING	1		
25-27	93104-07003	OIL SEAL (SO-7-14-4)	1		
25-28	93210-14104	O-RING (2.4-13.8)	1		

FRONT WHEEL

Ref. No.	Parts No.	Description	Q'ty	Applicable Machine No.	Remarks
25-29	102-25137-00	RING, stop	1		
25-30	227-25155-00	LEVER, camshaft	1		
25-31	91201-06030	BOLT	1		
25-32	92901-06200	WASHER, plain	1		
25-33	92901-06100	WASHER, spring	1		
25-34	98801-06100	NUT	1		
25-35	92901-12200	WASHER, plain	1		
25-36	367-25382-00	NUT, shaft	1		
25-37	91401-30022	PIN, cotter	1		

www.legends-yamaha-enduros.com

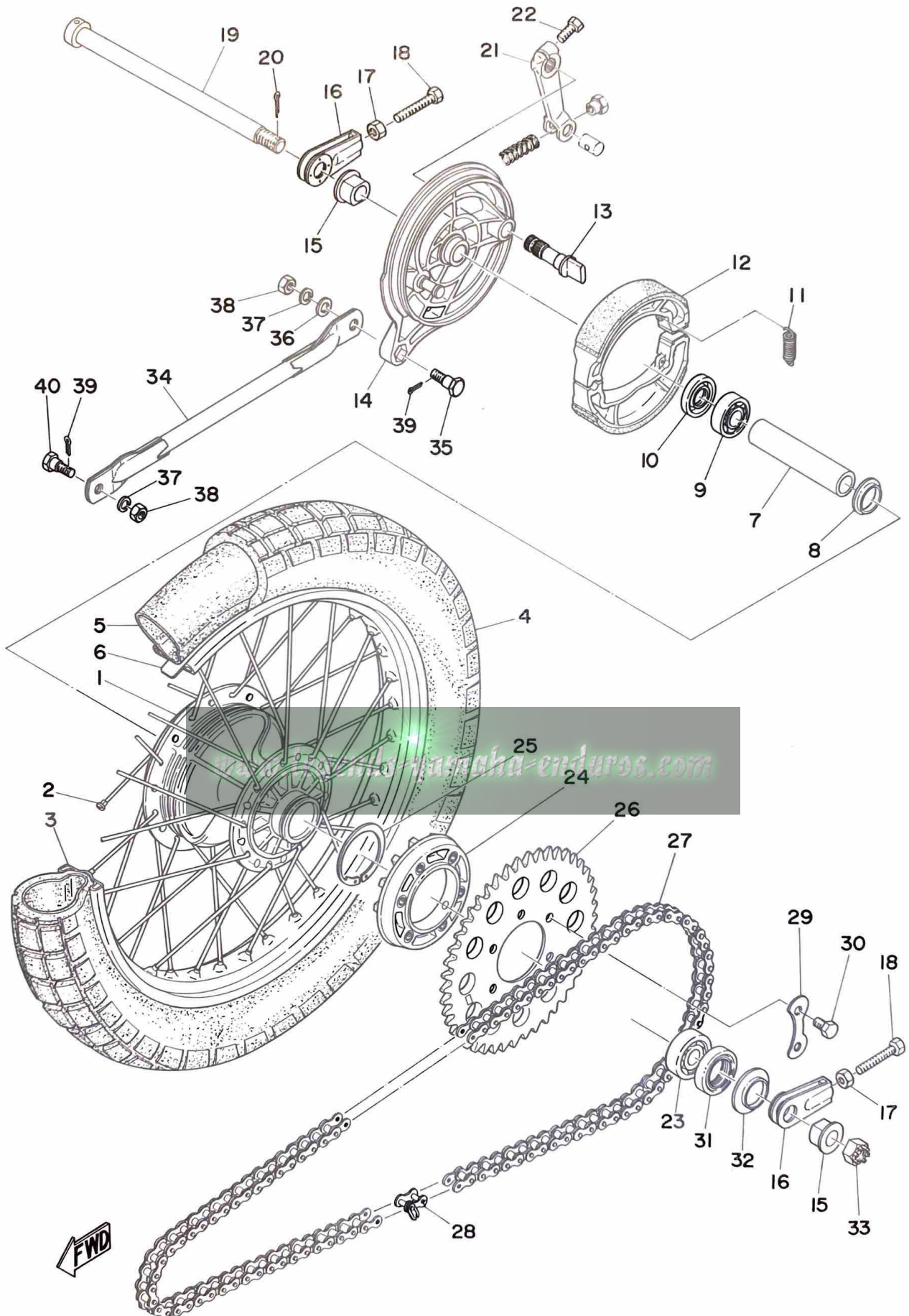
Fig. 26 REAR WHEEL



REAR WHEEL

Ref. No.	Parts No.	Description	Q'ty	Applicable Machine No.	Remarks
26- 1	248-25311-00	HUB	1		
26- 2	248-25304-00	SPOKE SET	1s		
26- 3	94416-18040	RIM (1.60A-18)	1		
26- 4	94132-18074	TIRE (3.25-18-4PR)	1		
26- 5	94232-18020	TUBE (3.25-18)	1		
26- 6	94332-18016	BAND, rim (3.25-18)	1		
26- 7	248-25317-00	SPACER, bearing	1		
26- 8	148-25115-00	FLANGE, spacer	1		
26- 9	93306-20201	BEARING (6202)	1		
26-10	93106-26005	OIL SEAL (DD-26-42-8)	1		
26-11	183-25333-00	SPRING, return	2		
26-12	183-25330-01	BRAKE SHOE COMP.	2		
26-13	248-25351-00	CAMSHAFT	1		
26-14	248-25321-00	PLATE, brake shoe	1		
26-15	248-25377-00	COLLAR	2		
26-16	248-25388-00	PULLER, chain	2		
26-17	98801-08300	NUT	2		
26-18	168-25379-00	BOLT, chain puller	2		
26-19	401-25381-00	SHAFT, wheel	1		
26-20	91401-30030	PIN, cotter	1		
26-21	214-25355-00	LEVER, camshaft	1		
26-22	91201-06020	BOLT	1		
26-23	93306-30203	BEARING (6302Z)	1		
26-24	248-25364-00	DAMPER, clutch	1		
26-25	93410-52034	CIRCLIP (S-52)	1		

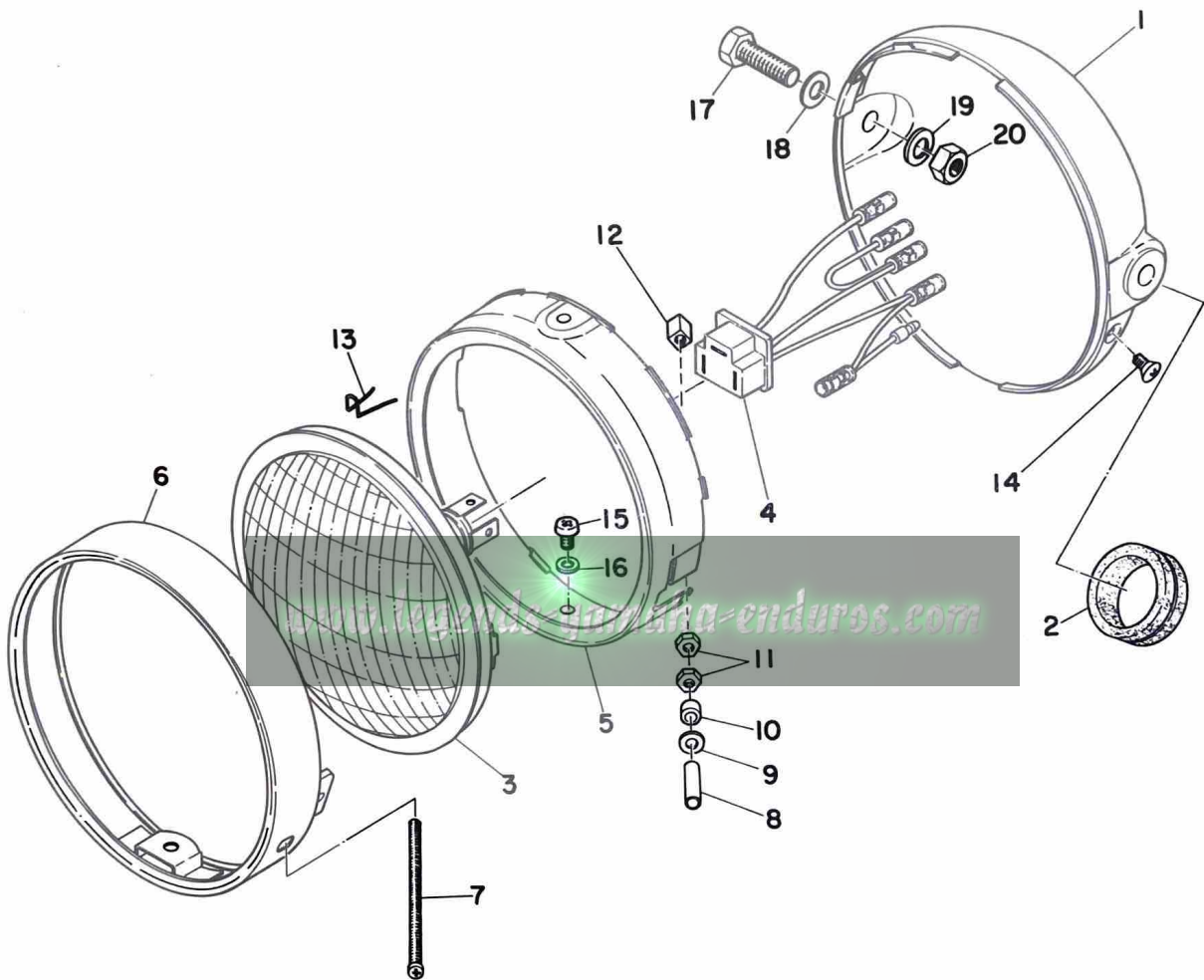
Fig. 26 REAR WHEEL



REAR WHEEL

Ref. No.	Parts No.	Description	Q'ty	Applicable Machine No.	Remarks
26-26	248-25443-10	GEAR, sprocket wheel (43T)	} U.R 1		STD
	248-25445-10	GEAR, sprocket wheel (45T)			
	248-25447-10	GEAR, sprocket wheel (47T)			
	248-25448-10	GEAR, sprocket wheel (48T)			
	248-25449-10	GEAR, sprocket wheel (49T)			
	248-25451-10	GEAR, sprocket wheel (51T)			
26-27	94524-28112	CHAIN (DK428H-112L)	1		
26-28	94624-28001	. JOINT, chain	1		
26-29	214-25412-00	WASHER, lock	3		
26-30	97101-08012	BOLT	6		
26-31	93104-22018	OIL SEAL (SO-22-35-5)	1		
26-32	401-25367-00	COVER, dust	1		
26-33	214-25182-01	NUT, shaft	1		
26-34	401-25371-00	BAR, tension	1		
26-35	109-25373-00	BOLT, tension bar	1		
26-36	92901-08200	WASHER, plain	1		
26-37	92901-08100	WASHER, spring	2		
26-38	98801-08300	NUT	2		
26-39	91401-20012	PIN, cotter	2		
26-40	183-25378-00	BOLT, tension bar	1		

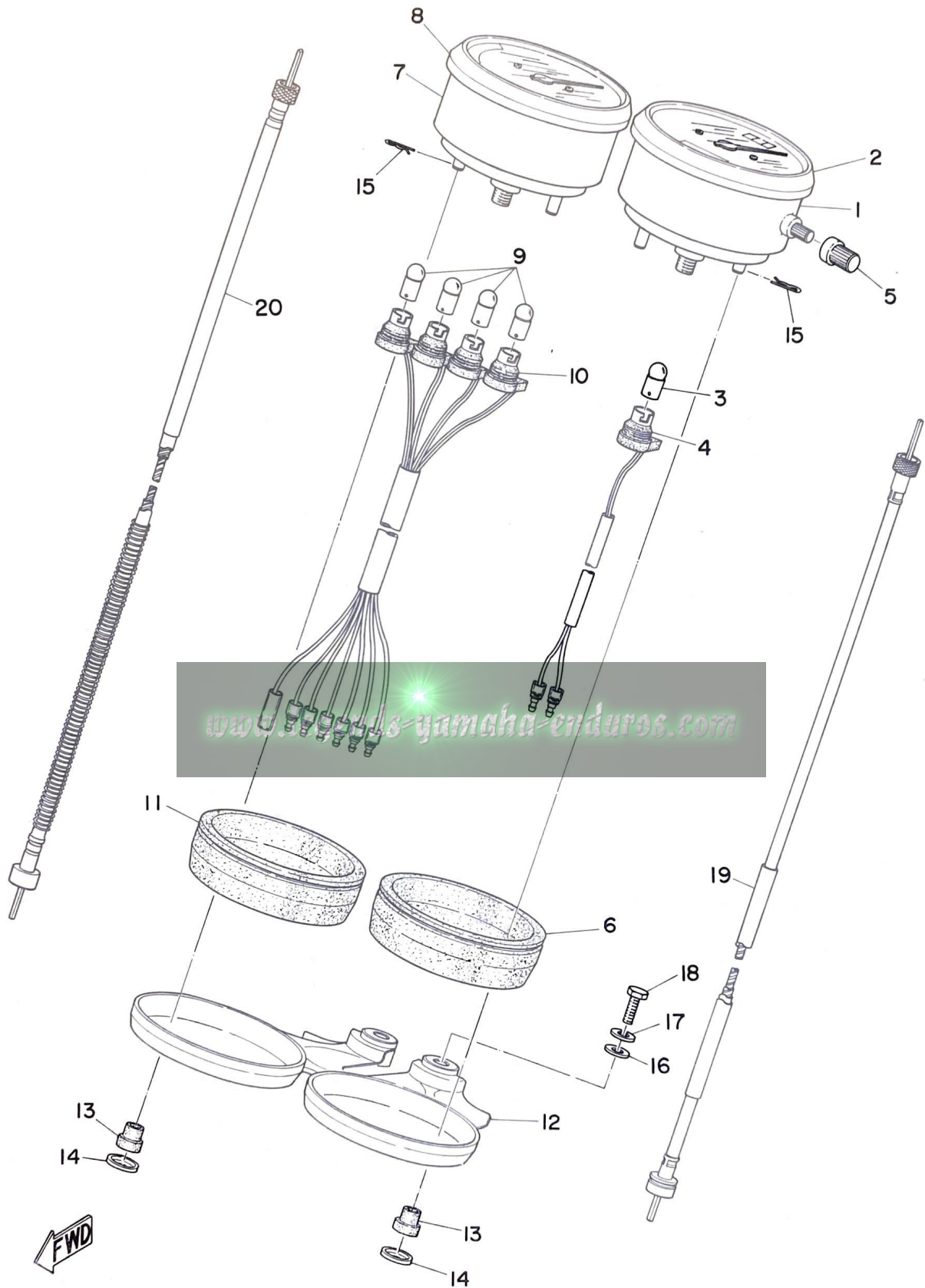
Fig. 27 HEAD LAMP



HEAD LAMP

Ref. No.	Parts No.	Description	Q'ty	Applicable Machine No.	Remarks
27- 1	444-84330-60-20	BODY ASS'Y	1		Crystal Silver
27- 2	214-84153-60	. GROMMET	1		
27- 0-1	444-84310-61	HEAD LAMP UNIT ASS'Y	1		
27- 3	444-84320-61	. LENS ASS'Y	1		
27- 4	261-84312-61	. SOCKET, cord	1		
27- 5	437-84195-62	. RING, retaining	1		
27- 6	437-84115-62	. RIM, head lamp	1		
27- 7	214-84131-61	. SCREW, rim adjusting	1		
27- 8	438-84133-60	. SPACER	1		
27- 9	92901-04200	. WASHER, plain	1		
27-10	168-84328-60	. SPACER	1		
27-11	98801-04200	. NUT	2		
27-12	198-84334-60	. NUT, adjust	1		
27-13	148-84324-00	. SPRING, reflector set	3		
27-14	195-84325-00	. SCREW, rim fitting	1		
27-15	438-84194-60	. SCREW	2		
27-16	438-84192-60	. WASHER	2		
27-17	97203-08025	BOLT	2		
27-18	92901-08200	WASHER, plain	2		
27-19	92901-08100	WASHER, spring	2		
27-20	98801-08100	NUT	2		

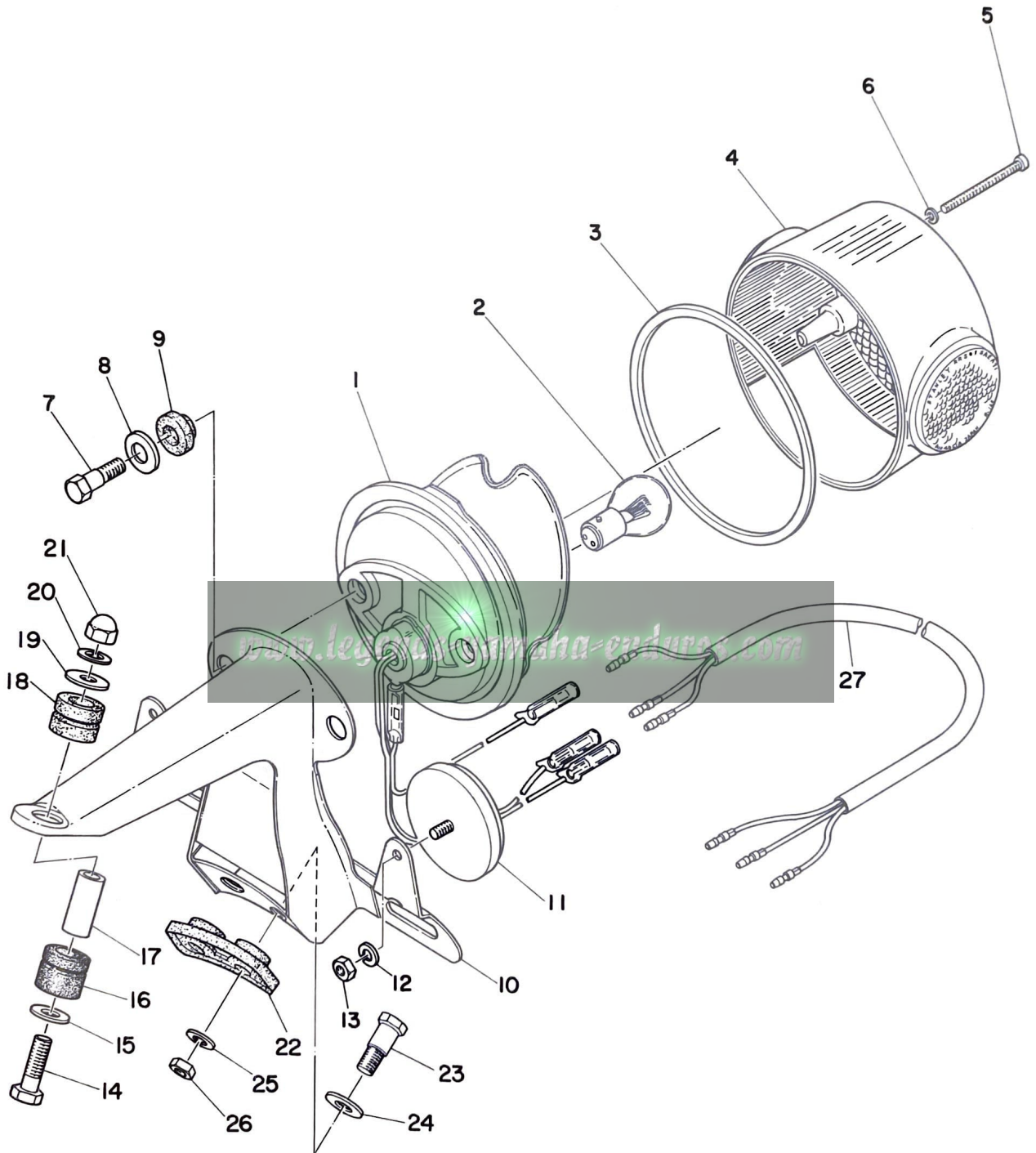
Fig. 28 SPEEDOMETER · TACHOMETER



SPEEDOMETER · TACHOMETER

Ref. No.	Parts No.	Description	Q'ty	Applicable Machine No.	Remarks
28- 1	444-83570-40	SPEEDOMETER ASS'Y	1		
28- 2	437-83513-00	. DAMPER	1		
28- 3	123-83516-20	. BULB (12V-3W)	1		
28- 4	438-83536-30	. SOCKET ASS'Y	1		
28- 5	308-83578-30	. KNOB, trip meter	1		
28- 6	438-83526-00	DAMPER, speedometer	1		
28- 7	444-83540-00	TACHOMETER ASS'Y	1		
28- 8	437-83513-00	. DAMPER	1		
28- 9	123-83516-20	. BULB (12V-3W)	4		
28-10	443-83520-00	. SOCKET ASS'Y	1		
28-11	438-83592-00	DAMPER, tachometer	1		
28-12	438-83519-00-98	BRACKET, meter	1		Frosting Black
28-13	438-83541-00	DAMPER	4		
28-14	437-83524-00	WASHER, special	4		
28-15	437-83525-00	CLIP	2		
28-16	92901-06200	WASHER, plain	2		
28-17	92901-06100	WASHER, spring	2		
28-18	91201-06030	BOLT	1		
28-19	437-83550-00	SPEEDOMETER CABLE ASS'Y ..	1		
28-20	444-83560-00	TACHOMETER CABLE ASS'Y ...	1		

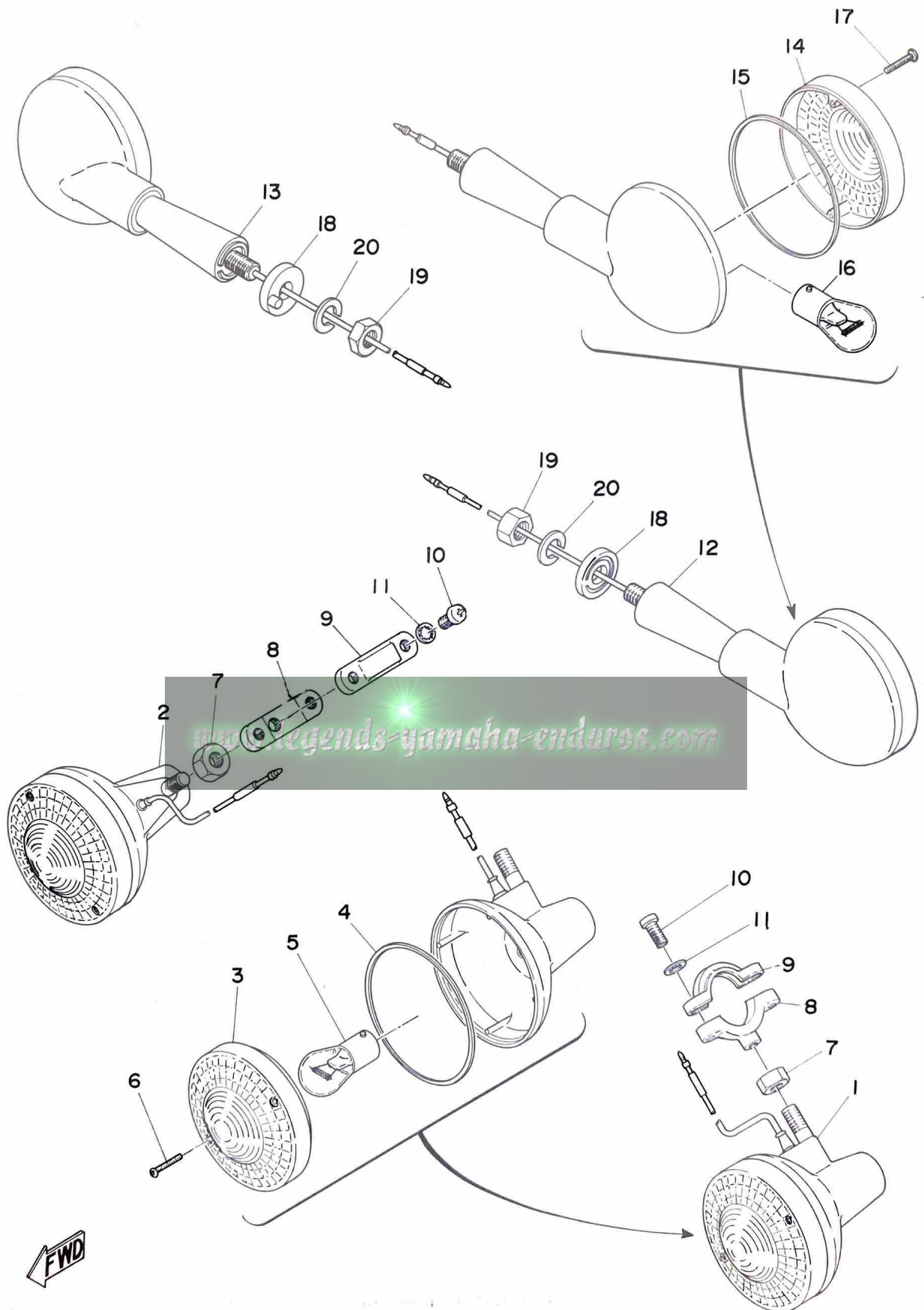
Fig. 29 TAIL LAMP



TAIL LAMP

Ref. No.	Parts No.	Description	Q'ty	Applicable Machine No.	Remarks
29- 0-1	444-84710-60	TAIL LAMP UNIT ASS'Y	1		
29- 1	444-84711-60	. BASE, tail lamp	1		
29- 2	256-84714-60	. BULB (12V-32/3 CP)	1		
29- 3	275-84523-60	. GASKET, tail lens	1		
29- 4	341-84721-60	. LENS, tail lamp	1		
29- 5	341-84724-60	. SCREW, lens fitting	3		
29- 6	341-84722-60	. PACKING	3		
29- 7	275-84526-60	SCREW	2		
29- 8	275-84525-60	WASHER, special	2		
29- 9	275-84527-60	DAMPER	2		
29-10	444-84751-60-20	BRACKET, license	1		Crystal Silver
29-11	341-85111-60	REFLECTOR	2		
29-12	92903-05100	WASHER, spring	2		
29-13	98803-05100	NUT	2		
29-14	91203-06035	BOLT	1		
29-15	116-28324-00	WASHER, leg shield	1		
29-16	275-84559-00	DAMPER	1		
29-17	275-84557-00	COLLAR	1		
29-18	214-21717-00	DAMPER, battery box	1		
29-19	102-28323-00	WASHER, leg shield	1		
29-20	92901-06100	WASHER, spring	1		
29-21	98801-06700	NUT, crown	1		
29-22	308-84553-00	DAMPER	1		
29-23	338-84552-00	BOLT	2		
29-24	92901-08200	WASHER, plain	2		
29-25	92901-06100	WASHER, spring	2		
29-26	98801-06100	NUT	2		
29-27	437-84517-00	CORD, tail lamp	1		

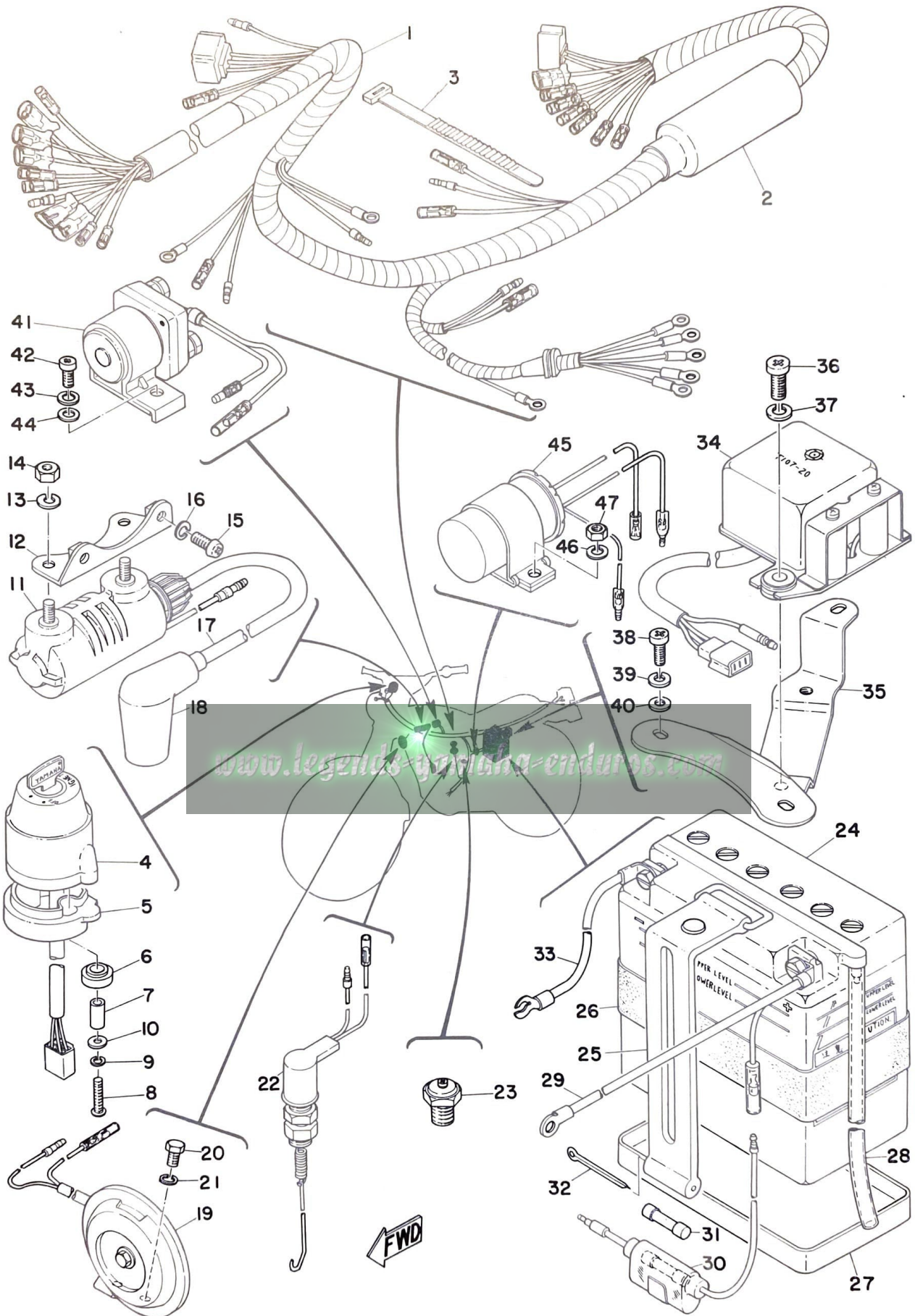
Fig. 30 FLASHER LAMP



FLASHER LAMP

Ref. No.	Parts No.	Description	Q'ty	Applicable Machine No.	Remarks
30- 1	444-83310-72-93	FRONT FLASHER LAMP ASS'Y, left	1		
30- 2	444-83320-72-93	FRONT FLASHER LAMP ASS'Y, right	1		
30- 3	341-83312-70	. LENS, flasher	2		Amber
30- 4	341-83313-70	. PACKING, lens	2		
30- 5	256-83311-70	. BULB (12V-32CP)	2		
30- 6	341-83333-70	. SCREW, lens fitting	4		
30- 7	98803-08200	NUT	2		
30- 8	437-83328-00	STAY, flasher 2	2		
30- 9	275-83318-00	STAY, flasher 1	2		
30-10	92503-06015	SCREW, panhead	4		
30-11	92901-06300	WASHER, tooth	4		
30-12	444-83330-70-93	REAR FLASHER LAMP ASS'Y, left	1		
30-13	444-83340-70-93	REAR FLASHER LAMP ASS'Y, right	1		
30-14	341-83332-70	. LENS, flasher	2		Red
30-15	341-83313-70	. PACKING, lens	2		
30-16	256-83311-70	. BULB (12V-32CP)	2		
30-17	341-83333-70	. SCREW, lens fitting	4		
30-18	437-83326-00	COLLAR, flasher	2		
30-19	98801-08100	NUT	2		
30-20	92901-08100	WASHER, spring	2		

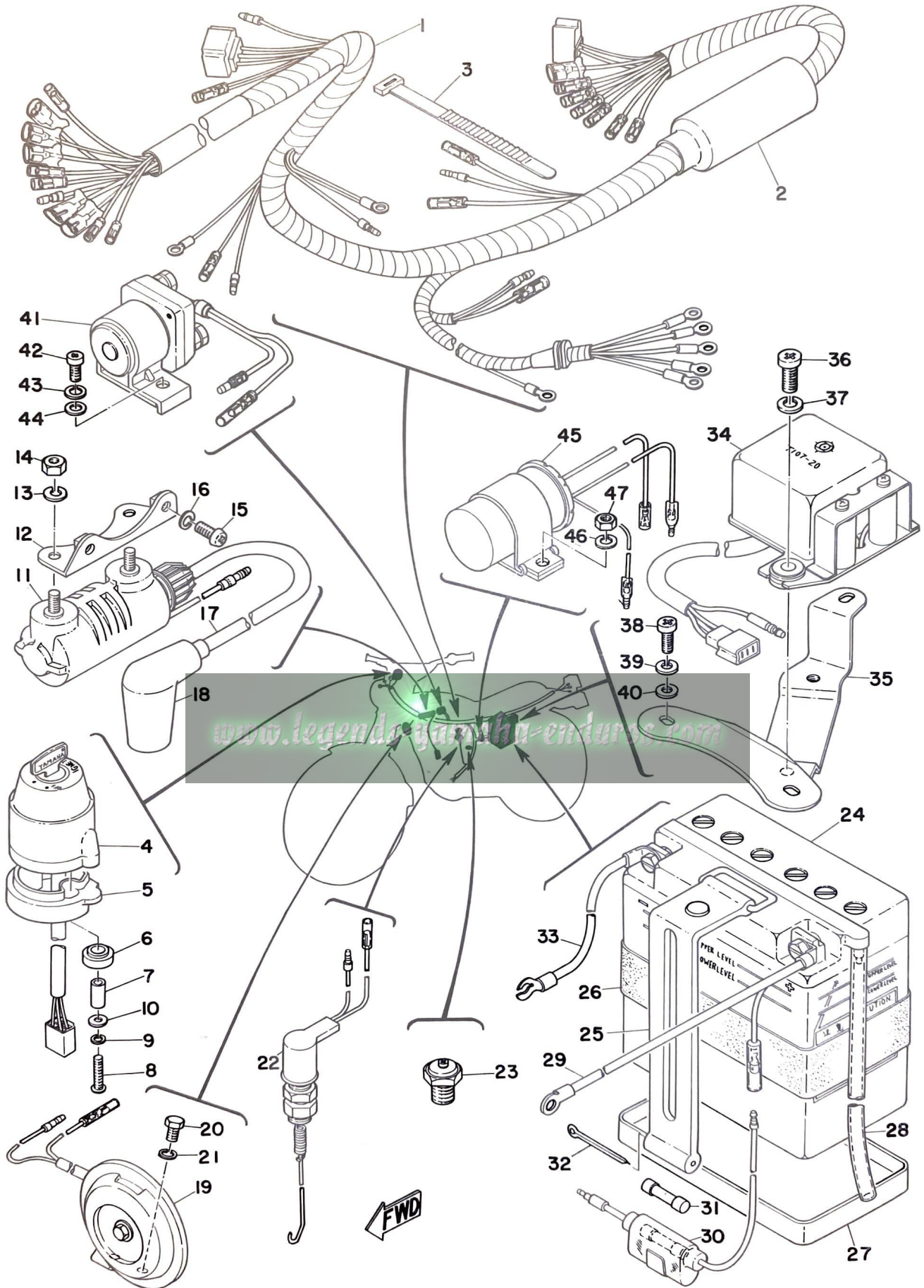
Fig. 31 ELECTRICAL



ELECTRICAL

Ref. No.	Parts No.	Description	Q'ty	Applicable Machine No.	Remarks
31- 1	444-82590-10	WIRE HARNESS ASS'Y	1		
31- 2	444-82599-00	COVER, connector	1		
31- 3	437-83936-00	BAND, switch cord	3		
31- 4	444-82508-11	MAIN SWITCH ASS'Y	1		
31- 5	437-82555-00	. DAMPER, main switch 1	1		
31- 6	437-82556-00	DAMPER, main switch 2	2		
31- 7	437-82516-00	COLLAR, main switch	2		
31- 8	98501-05025	SCREW, panhead	2		
31- 9	92901-05100	WASHER, spring	2		
31-10	92901-05200	WASHER, plain	2		
31-11	254-82310-60	IGNITTON COIL ASS'Y	1		
31-12	248-82316-00	BRACKET, ignitton coil	1		
31-13	92901-06100	WASHER, spring	2		
31-14	98801-06100	NUT	2		
31-15	92501-06012	SCREW, panhead	2		
31-16	92901-06100	WASHER, spring	2		
31-17	183-82341-00	CORD, hightension	1		
31-18	437-82370-20	PLUG CAP ASS'Y	1		
31-19	444-83371-21	HORN	1		
31-20	91201-06012	BOLT	2		
31-21	92901-06100	WASHER, spring	2		
31-22	248-82530-00	STOP SWITCH ASS'Y	1		
31-23	136-82540-00	NEUTRAL SWITCH ASS'Y	1		
31-24	165-82110-60	BATTERY ASS'Y	} U,R 1		
	165-82110-70	BATTERY ASS'Y			
31-25	261-82131-00	BAND, battery	1		
31-26	165-82124-00	BAND, battery	1		
31-27	173-82122-00	SEAT, battery	1		

Fig. 31 ELECTRICAL



ELECTRICAL

Ref. No.	Parts No.	Description	Q'ty	Applicable Machine No.	Remarks
31-28	395-82112-00	PIPE, breather	1		
31-29	261-82115-00	WIRE, plus lead	1		
31-30	164-82150-00	FUSE HOLDER ASS'Y	1		
31-31	148-82151-00	. FUSE	2		
31-32	91401-40035	PIN, cotter	1		
31-33	261-82116-00	WIRE, minus lead	1		
31-34	444-81910-10	VOLTAGE REGULATOR ASS'Y ...	1		
31-35	444-81915-00	PLATE, regulator fitting	1		
31-36	92501-06015	SCREW, panhead	2		
31-37	92901-06100	WASHER, spring	2		
31-38	92501-06012	SCREW, panhead	1		
31-39	92901-06100	WASHER, spring	1		
31-40	92901-06200	WASHER, plain	1		
31-41	444-81940-10	STARTER SWITCH ASS'Y	1		
31-42	92501-06012	SCREW, panhead	1		
31-43	92901-06100	WASHER, spring	1		
31-44	92901-06200	WASHER, plain	1		
31-45	444-83350-70	FLASHER RELAY ASS'Y	1		
31-46	92901-06100	WASHER, spring	1		
31-47	92801-06200	NUT	1		

NUMERICAL INDEX

www.legends-yamaha-enduros.com



NUMERICAL INDEX

Ref No.	Parts No.	Ref No.	Parts No.	Ref No.	Parts No.
23-14	101-24356-00	5- 5	132-17414-00	14- 9	141-81113-10
14- 8	101-81111-10	7-11	132-18113-01	22-42	143-24356-00
4-13	102-17463-00	7- 2	132-18123-00	3-24	146-11545-00
5-31	102-17463-00	7- 3	132-18124-00	19-15	146-23114-00
4-14	102-17464-00	7- 4	132-18133-00	4-16	147-16176-01
5-30	102-17464-00	6-24	132-18140-01	26- 8	148-25115-00
13- 7	102-18138-00	6-26	132-18143-00	14-11	148-81126-10
25-29	102-25137-00	6-25	132-18177-00	14-17	148-81152-10
29-19	102-28323-00	14- 3	132-81221-10	31-31	148-82151-00
25-26	109-25136-00	14-10	132-81231-10	27-13	148-84324-00
25- 8	109-25315-00	14-13	133-81132-10	11-31	152-14138-00
26-35	109-25373-00	15-29	134-23484-10	11-29	152-14174-00-33
21-30	109-26344-00	3-16	136-11561-00-03	12- 8	152-14613-00
18- 4	116-28324-00	3-16	136-11561-00-04	11-27	156-14135-00
29-15	116-28324-00	3-16	136-11561-00-05	20- 2	156-23411-00
1-14	120-15371-00	3-16	136-11561-00-06	20- 4	156-23412-00
19-23	122-23119-01	3-16	136-11561-00-07	22-22	156-24181-00
19-22	122-23129-00	31-23	136-82540-00	17-25	156-27237-00
20- 7	122-23411-00	3-10	137-11633-00	23-11	156-83525-00
20- 5	122-23412-00	3-11	137-11634-00	24- 5	156-83525-00
20- 8	122-23416-00	13-18	137-13128-00	3- 7	164-11685-00
18-13	122-24746-00	13-12	137-13137-00-10	11-15	164-14137-00
25-22	122-25351-01	13-13	137-13138-01	3-22	164-16119-00
28- 3	123-83516-20	13-30	137-13165-00	5-20	164-17427-00-06
28- 9	123-83516-20	13-29	137-13167-00	5-28	164-17462-00
13- 1	126-13116-00	13- 4	137-13176-00	6- 5	164-18561-00
3-13	132-11561-00-03	13-21	137-13187-00	6- 9	164-18571-01
3-13	132-11561-00-05	11-22	137-14133-00-33	6- 8	164-18572-00
11-28	132-14173-00	11- 6	137-14143-26	6-10	164-18589-00
1-17	132-15351-00	11- 6	137-14143-28	20- 1	164-23462-00
1-16	132-15353-00	11- 6	137-14143-30	31-30	164-82150-00
5-10	132-15389-00	11-10	137-14186-00	31-24	165-82110-60
5-24	132-15653-00-12	6-14	137-15353-00	31-24	165-82110-70
5-24	132-15653-00-14	4-10	137-16333-00	31-26	165-82124-00
4-21	132-16345-00	4-11	137-16337-01	11- 2	168-14190-25
4-22	132-16346-00	4-12	137-16356-00	18-14	168-21638-00
4- 9	132-16351-00	4- 7	137-16367-00	26-18	168-25379-00
5- 4	132-17216-00	20- 9	137-23454-00	21-26	168-26344-00

NUMERICAL INDEX

Ref No.	Parts No.	Ref No.	Parts No.	Ref No.	Parts No.
27-10	168-84328-60	1-25	214-11197-00	15-30	214-23488-00
21-21	169-26251-00	1-26	214-11198-01	22-38	214-24512-00
7-10	173-18111-01-93	13-28	214-13162-00	22-30	214-24513-00
14-16	173-81153-10	13-26	214-13164-00	22-32	214-24518-00
31-27	173-82122-00	13-27	214-13164-00	22-35	214-24522-00
11-25	174-14123-00-33	13- 2	214-13175-01	22-29	214-24523-00
11-24	174-14134-00	11- 5	214-14147-00	22-31	214-24524-01
4- 4	174-16154-00	11- 3	214-14195-00	22-33	214-24525-00
4- 5	174-16371-01	6-23	214-15385-00	22-34	214-24535-00
5-29	174-17461-30	8- 2	214-15612-01	24-15	214-24724-00
5-29	174-17461-40	8- 4	214-15616-00	24- 8	214-24728-00
5-29	174-17461-50	8- 5	214-15617-00	26-33	214-25182-01
6- 3	174-18544-00	8- 6	214-15618-00	26-21	214-25355-00
6-13	174-18558-00	8- 3	214-15625-01	26-29	214-25412-00
6-15	174-18578-00	8-13	214-15664-00	21- 2	214-26241-00
16- 2	174-22123-00	8-11	214-15676-00	21-20	214-26242-00
12-13	178-14766-00	9- 7	214-17811-01	21-27	214-26337-01
22-40	178-14766-00	9-11	214-17812-00	17- 2	214-27316-00
17-24	180-27236-00	9-10	214-17815-00	17-10	214-27413-00
11-36	183-14196-00	9-14	214-17843-00	17-13	214-27417-00
11-35	183-14197-01	9- 9	214-17847-00	17-12	214-27418-00
25- 1	183-25111-00	6-20	214-18531-00	17- 9	214-27421-00
25- 7	183-25117-00	15-15	214-21633-00	17-11	214-27426-00
25-12	183-25118-00	10-26	214-21717-00	21- 5	214-83912-00
25-25	183-25146-00	15-24	214-21717-00	21- 7	214-83913-00
25-16	183-25147-00	18-18	214-21717-00	21-14	214-83913-00
25-17	183-25149-00	23- 5	214-21717-00	27- 7	214-84131-61
25-11	183-25183-00	29-18	214-21717-00	27- 2	214-84153-60
25-19	183-25330-01	23- 3	214-21771-00	10-17	220-14455-00
26-12	183-25330-01	23- 4	214-21772-00	25-30	227-25155-00
25-20	183-25333-00	23- 8	214-21779-00	21-12	233-83922-30
26-11	183-25333-00	16-13	214-22242-00	4-24	241-16341-01
26-40	183-25378-00	19-20	214-23158-00	4-20	241-16342-00
31-17	183-82341-00	19-12	214-23163-00	4-25	241-16343-00
27-14	195-84325-00	19-18	214-23318-00	11-18	246-14126-00
27-12	198-84334-60	20-11	214-23443-00	11-16	246-14132-00
14-12	199-81133-10	15-31	214-23483-00	1-24	248-11171-01
17-26	206-27238-00	15-27	214-23485-00	1-21	248-11181-00

NUMERICAL INDEX

Ref No.	Parts No.	Ref No.	Parts No.	Ref No.	Parts No.
1-19	248-11351-00	15-21	248-21399-00-33	17-20	248-27231-00
1-18	248-11361-00	15- 2	248-21471-00-33	17- 1	248-27311-01
3- 4	248-11651-01	18- 8	248-21613-00-20	31-12	248-82316-00
3- 5	248-11681-00	18-20	248-21622-00-33	31-22	248-82530-00
13- 0-1	248-13101-00	18-19	248-21629-00	31-11	254-82310-60
13-25	248-13161-01	18-12	248-21635-00	22-39	256-24143-00
13-31	248-13174-00	15-14	248-21717-00	30- 5	256-83311-70
13- 8	248-13178-00	23-12	248-21745-00	30-16	256-83311-70
10-10	248-13556-70	15-22	248-21746-00	29- 2	256-84714-60
11-17	248-14131-00	23-13	248-21766-00	11- 1	260-14142-25
11-34	248-14147-00	23- 9	248-21775-00	4-15	261-15631-00
11- 8	248-14166-00-33	16- 3	248-22141-00	15-13	261-21240-00-33
1- 1	248-15111-00	16- 6	248-22151-00	23-10	261-21775-00
1- 3	248-15357-00	16-14	248-22318-00-33	16-12	261-22242-00
8- 0-1	248-15610-00-93	19-16	248-23111-01	24-16	261-24810-00
8- 1	248-15611-00	19-14	248-23115-01	17- 6	261-27411-00
8-15	248-15654-00	19-13	248-23116-01	14- 0-1	261-81100-10
8-12	248-15665-00	19-11	248-23122-01	14- 2	261-81110-10
8-18	248-15668-00	19- 8	248-23142-00	14-19	261-81135-10
3-20	248-16136-00	19-10	248-23144-00	14- 1	261-81155-10
4-17	248-16164-01	26- 2	248-25304-00	31-29	261-82115-00
4-19	248-16357-00	26- 1	248-25311-00	31-33	261-82116-00
5-19	248-17211-00	26- 7	248-25317-00	31-25	261-82131-00
5-18	248-17241-00	26-14	248-25321-00	27- 4	261-84312-61
9- 3	248-17831-01	26-13	248-25351-00	11-23	275-14122-00-33
9- 4	248-17837-00	26-24	248-25364-00	19-19	275-23346-61
9- 2	248-17839-01	26-15	248-25377-00	30- 9	275-83318-00
9- 5	248-17841-00	26-16	248-25388-00	29- 3	275-84523-60
9- 1	248-17861-00	26-26	248-25443-10	29- 8	275-84525-60
7- 1	248-18101-01	26-26	248-25445-10	29- 7	275-84526-60
7- 5	248-18134-00	26-26	248-25447-10	29- 9	275-84527-60
7- 8	248-18137-00	26-26	248-25448-10	29-17	275-84557-00
7- 6	248-18139-00	26-26	248-25449-10	29-16	275-84559-00
6-22	248-18511-01	21- 1	248-26111-02	24- 6	276-24748-00
6-17	248-18512-01	17-16	248-27211-00	24- 7	276-24768-00
6-21	248-18513-01	17-17	248-27216-00	1-23	278-11175-00
6-16	248-18531-00	17-18	248-27226-00	13-23	278-13169-00
15-20	248-21170-00-33	17-21	248-27228-00	10-15	278-14455-00

NUMERICAL INDEX

Ref No.	Parts No.	Ref No.	Parts No.	Ref No.	Parts No.
6-19	278-18552-00	4-30	315-16363-00	29- 6	341-84722-60
17- 3	278-27317-00	5-14	315-17421-01	29- 5	341-84724-60
25-18	301-25135-00	6- 1	315-18541-00	15-32	341-85111-00
25-24	301-25138-00	19- 7	315-23124-50	29-11	341-85111-60
10-14	304-13578-00	19- 1	315-23126-50-93	3-25	353-11546-00
11-26	304-14171-00	19- 2	315-23136-50-93	13-24	353-13552-00
11-11	304-14184-00	19-24	315-23167-50	3-23	353-16144-00
11- 7	304-14198-00	19- 3	315-23171-50	11-21	360-14124-20
11-30	304-14261-00	19- 4	315-23183-50	23- 2	360-21761-00
1- 5	304-15118-01	20-18	315-23441-00-33	21- 0-1	360-82910-00
1- 6	304-15128-00	24- 2	315-24726-00	21- 0-2	361-82920-91
1-15	304-15373-00	25-13	315-25186-00	21-11	361-82921-31
11-33	305-14567-00-33	15-35	315-28100-10	21-34	361-83980-30
16-11	305-22210-20	1-20	316-11311-01	25-36	367-25382-00
22-20	308-24623-00	3- 2	316-11412-60	10-18	392-14411-00
28- 5	308-83578-30	11-19	316-14158-00-33	10-20	392-14412-00
29-22	308-84553-00	2- 2	316-15415-00	12- 9	392-14651-00
10- 1	314-13565-00	18- 5	322-21541-00	31-28	395-82112-00
10- 2	314-13610-01	18- 6	322-21544-00	3- 3	401-11422-00
10- 3	314-13613-00	22- 6	322-24161-00	5-23	401-15651-00
10- 4	314-13616-01	22-24	322-24182-00	3-21	401-16111-00
10- 7	314-13621-01	21-29	326-26345-00	4- 1	401-16150-00
11-13	314-14112-20	4- 6	336-16324-00	5-12	401-17471-00
11- 4	314-14141-32	29-23	338-84552-00	25-14	401-25181-00
11-12	314-14181-00-33	15-28	341-23408-01	26-32	401-25367-00
11- 9	314-14185-00	21-32	341-26290-01	26-34	401-25371-00
10-19	314-14451-01	21-31	341-26290-10	26-19	401-25381-00
10-16	314-14453-00	21-33	341-26329-00	21-24	401-26329-00
2- 1	314-15411-00	15-36	341-26397-01	13-14	402-13146-00
2-12	314-15416-00	21- 4	341-82911-00	18- 1	403-21511-01-20
2- 8	314-15421-00	30- 3	341-83312-70	5- 6	427-17131-00
2- 3	314-15455-00	30- 4	341-83313-70	5-15	427-17221-00
4-27	314-16396-01	30-15	341-83313-70	5-17	427-17231-00
10-11	315-13555-00	30-14	341-83332-70	21-19	434-26243-10
2-11	315-15362-01	30- 6	341-83333-70	4- 8	437-16321-00
2- 9	315-15451-01	30-17	341-83333-70	5- 8	437-17121-00
8-16	315-15641-00	22-25	341-83348-00	5- 3	437-17141-00
8-17	315-15687-00	29- 4	341-84721-60	5- 7	437-17151-00

NUMERICAL INDEX

Ref No.	Parts No.	Ref No.	Parts No.	Ref No.	Parts No.
5-16	437-17251-00	28-12	438-83519-00-98	3- 8	444-11636-00
10-25	437-21633-00	28- 6	438-83526-00	3- 8	444-11637-00
15-25	437-21633-00	28- 4	438-83536-30	3- 8	444-11638-00
18-17	437-21633-00	28-13	438-83541-00	11- 0-1	444-14101-60
23- 6	437-21633-00	28-11	438-83592-00	12- 1	444-14610-00
19-27	437-23121-00-20	27- 8	438-84133-60	12-12	444-14718-00
19-28	437-23131-00-20	27-16	438-84192-60	12-15	444-14729-00
19- 6	437-23141-01	27-15	438-84194-60	15-37	444-14747-00
19-29	437-23318-00	11-14	443-14116-02	12- 3	444-14753-01
22-17	437-24602-00	5- 1	443-17410-00	12-16	444-14791-01
22- 7	437-24612-00	5- 2	443-17411-00	1- 2	444-15121-00
22-14	437-24615-00	19- 9	443-23118-01	8- 8	444-15660-00
22- 9	437-24616-00	19- 5	443-23170-01	4- 0-1	444-16301-00
22- 8	437-24621-00	19-17	443-23340-00-33	15- 1	444-21110-00-33
22-11	437-24639-00	20-10	443-23435-00-33	18- 7	444-21610-00-20
22- 0-1	437-24653-00	22- 2	443-24244-00	23- 1	444-21705-00-A2
22-10	437-24683-00	22- 4	443-24245-00	23-15	444-21787-00
21-22	437-26311-01	22- 3	443-24246-00	16- 1	444-22110-00-33
31-18	437-82370-20	22- 5	443-24247-00	16- 7	444-22311-00-33
31- 7	437-82516-00	25- 2	443-25104-00	19- 0-1	444-23101-01
31- 5	437-82555-00	25-23	443-25121-00	22- 1	444-24110-00-01
31- 6	437-82556-00	21-28	443-26341-00	22-23	444-24183-00
30-18	437-83326-00	28-10	443-83520-00	24- 1	444-24710-00
30- 8	437-83328-00	1-22	444-11111-00	24- 0-1	444-24711-00
28- 2	437-83513-00	3- 1	444-11400-00	24- 3	444-24768-00
28- 8	437-83513-00	3-12	444-11610-00	21-23	444-26312-01
28-14	437-83524-00	3-12	444-11610-10	21-25	444-26335-00
28-15	437-83525-00	3-12	444-11610-20	31-34	444-81910-10
28-19	437-83550-00	3-12	444-11610-30	31-35	444-81915-00
31- 3	437-83936-00	3-12	444-11610-40	31-41	444-81940-10
27- 6	437-84115-62	3- 0-1	444-11630-00	31- 4	444-82508-11
27- 5	437-84195-62	3- 0-1	444-11630-10	31- 1	444-82590-10
29-27	437-84517-00	3- 0-1	444-11630-20	31- 2	444-82599-00
12- 4	438-14752-00	3- 0-1	444-11630-30	30- 1	444-83310-72-93
22-28	438-24500-01	3- 0-1	444-11630-40	30- 2	444-83320-72-93
22-37	438-24521-00	3- 8	444-11631-00-96	30-12	444-83330-70-93
22-36	438-24531-00	3- 8	444-11631-00-98	30-13	444-83340-70-93
24-11	438-24705-00	3- 8	444-11635-00	31-45	444-83350-70

NUMERICAL INDEX

Ref No.	Parts No.	Ref No.	Parts No.	Ref No.	Parts No.
31-19	444-83371-21	25-31	91201-06030	1- 9	92501-06045
28- 7	444-83540-00	28-18	91201-06030	1-10	92501-06055
28-20	444-83560-00	17- 7	91201-10018	2- 5	92501-06055
28- 1	444-83570-40	17-14	91201-10018	1-12	92501-06060
21- 3	444-83972-02	21- 9	91203-06020	2-15	92501-06060
21-18	444-83975-01	21-16	91203-06020	1-11	92501-06065
27- 0-1	444-84310-61	29-14	91203-06035	2- 4	92501-06065
27- 3	444-84320-61	20-13	91204-10030	1- 8	92501-08015
27- 1	444-84330-60-20	19-21	91311-08020	30-10	92503-06015
29- 0-1	444-84710-60	10-12	91316-08030	31-47	92801-06200
29- 1	444-84711-60	13-19	91401-12018	21- 8	92801-06300
29-10	444-84751-60-20	11-32	91401-16015	21-15	92801-06300
11-20	802-14161-00	26-39	91401-20012	24-17	92801-10700
15- 5	90109-08255	17- 5	91401-20025	17- 4	92802-10500
20-12	90109-14235	17-23	91401-25012	10- 5	92901-03100
23- 7	90157-06029	15-23	91401-25030	22-12	92901-04100
15- 8	90185-08039	25-37	91401-30022	27- 9	92901-04200
15-11	90185-10035	26-20	91401-30030	6- 6	92901-05100
15- 7	90209-08050	17-19	91401-40035	13-16	92901-05100
24- 4	90240-05001	31-32	91401-40035	15-33	92901-05100
22-41	90445-11199	22-16	91609-40018	16- 9	92901-05100
2- 7	90501-06030	1-13	91810-02014	22-18	92901-05100
7-12	91101-06020	2-10	91810-02014	31- 9	92901-05100
10-24	91101-06070	1- 4	91810-16016	15-34	92901-05200
10-29	91101-06090	12-14	91903-06010	16-10	92901-05200
15-12	91101-10085	6-11	92501-06010	31-10	92901-05200
15- 9	91101-10095	9-12	92501-06010	4-29	92901-06100
15- 3	91201-06012	10-21	92501-06010	9-13	92901-06100
24- 9	91201-06012	12- 7	92501-06012	10- 9	92901-06100
31-20	91201-06012	31-15	92501-06012	10-22	92901-06100
15-26	91201-06020	31-38	92501-06012	10-27	92901-06100
16-15	91201-06020	31-42	92501-06012	12- 6	92901-06100
21- 6	91201-06020	4-28	92501-06015	15-17	92901-06100
21-13	91201-06020	31-36	92501-06015	16-16	92901-06100
26-22	91201-06020	2- 6	92501-06020	18- 3	92901-06100
10- 8	91201-06025	2-13	92501-06020	18-10	92901-06100
18-15	91201-06025	15-16	92501-06025	18-16	92901-06100
24-12	91201-06025	2-14	92501-06035	18-22	92901-06100

NUMERICAL INDEX

Ref No.	Parts No.	Ref No.	Parts No.	Ref No.	Parts No.
19-31	92901-06100	22-26	92901-08100	25-28	93210-14104
21-10	92901-06100	24-19	92901-08100	3-19	93210-18023
21-17	92901-06100	26-37	92901-08100	12- 2	93210-27250
24-10	92901-06100	27-19	92901-08100	4- 2	93210-85075
24-13	92901-06100	30-20	92901-08100	26- 9	93306-20201
25-33	92901-06100	12-17	92901-08200	3-14	93306-20517
28-17	92901-06100	26-36	92901-08200	25- 9	93306-30103
29-20	92901-06100	27-18	92901-08200	26-23	93306-30203
29-25	92901-06100	29-24	92901-08200	5-26	93306-30401
31-13	92901-06100	13- 9	92901-08400	3-17	93306-30405
31-16	92901-06100	1- 8	92901-10100	5-11	93306-30408
31-21	92901-06100	15- 6	92901-10100	3- 9	93310-21680
31-37	92901-06100	15-10	92901-10100	3- 6	93310-42231
31-39	92901-06100	17-15	92901-10100	5-22	93311-31515
31-43	92901-06100	20-14	92901-10100	5- 9	93315-31502
31-46	92901-06100	25-35	92901-12200	4- 3	93341-22603
10-23	92901-06200	16- 4	92901-14100	5-25	93410-13004
12- 5	92901-06200	14- 5	92902-04100	8-10	93410-20009
15- 4	92901-06200	14- 6	92902-04200	25-15	93410-20009
15-18	92901-06200	14-15	92902-05100	8-14	93410-30012
17-22	92901-06200	14-20	92902-05100	26-25	93410-52034
19-32	92901-06200	29-12	92903-05100	22-21	93430-02001
24-14	92901-06200	13-17	93101-10001	6- 4	93430-03014
25-32	92901-06200	13- 5	93101-10002	13- 6	93430-08006
28-16	92901-06200	25-10	93102-18008	6-18	93430-10017
31-40	92901-06200	3-15	93102-25061	7- 9	93430-12009
31-44	92901-06200	5-27	93102-26042	5-21	93440-15012
30-11	92901-06300	3-18	93103-28011	4-18	93501-04011
1- 7	92901-08100	25-27	93104-07003	20- 3	93501-04011
10-13	92901-08100	4-23	93104-11028	20- 6	93503-16010
12-10	92901-08100	8- 9	93104-20017	6-12	93505-16006
12-18	92901-08100	26-31	93104-20018	13-22	93505-32002
14-18	92901-08100	25-21	93105-47007	1-28	93603-14026
16-18	92901-08100	26-10	93106-26005	13- 3	93603-20028
16-20	92901-08100	7- 7	93109-14005	6- 2	93604-22050
19-25	92901-08100	9- 8	93210-07100	25- 4	94130-19140
20-16	92901-08100	15-19	93210-11012	26- 4	94132-18074
20-20	92901-08100	9- 6	93210-13016	25- 5	94230-19047

NUMERICAL INDEX

Ref No.	Parts No.	Ref No.	Parts No.	Ref No.	Parts No.
26- 5	94232-18020	29-26	98801-06100		
25- 6	94330-19035	31-14	98801-06100		
26- 6	94332-18016	10-28	98801-06200		
26- 3	94416-18040	4-26	98801-06300		
25- 3	94416-19116	29-21	98801-06700		
26-27	94524-28112	19-26	98801-08100		
26-28	94624-28001	27-20	98801-08100		
1-27	94701-00045	30-19	98801-08100		
26-30	97101-08012	12-11	98801-08200		
8- 7	97101-08030	13-10	98801-08300		
20-19	97103-08035	26-17	98801-08300		
20-15	97103-08045	26-38	98801-08300		
19-30	97201-06018	16- 5	98801-14100		
18- 2	97201-06025	29-13	98803-05100		
16-17	97201-08015	30- 7	98803-08200		
22-27	97201-08015	20-17	98803-08700		
12-19	97201-08020	13-20	98901-04008		
16-19	97201-08020				
24-18	97201-08055				
27-17	97203-08025				
22-15	98501-03006				
22-13	98501-04006				
22-19	98501-05008				
16- 8	98501-05010				
5-13	98501-05012				
6- 7	98501-05012				
13-11	98501-05015				
31- 8	98501-05025				
18- 9	98501-06012				
18-21	98501-06012				
14- 7	98502-04006				
14- 4	98502-04008				
14-14	98502-05008				
10- 6	98512-03008				
27-11	98801-04200				
13-15	98801-05200				
18-11	98801-06100				
25-34	98801-06100				

www.legends-yamaha-enduros.com

www.legends-yamaha-enduros.com



YAMAHA MOTOR CO., LTD.

PRINTED IN JAPAN

First edition Jul., 1973

(LIT-10014-44-00) (444-28198-60)