

# DT175




 **YAMAHA**

[www.legende-yamaha-vidéos.com](http://www.legende-yamaha-vidéos.com)



## From Trails to Traffic... Balance and Performance.




### Engine

The unique design of the DT175 two-stroke engine, developed by YAMAHA, utilizes the exciting seven-port Torque Induction system. The important seventh port functions both as an intake and scavenging port, increasing vital engine breathing. With this superb system, the throttle responds instantly over the low and medium rpm ranges as well as at high rpm. Like the outstanding YAMAHA GRAND PRIX machines, the instant throttle response gives you faster acceleration for a quick get-away.

### V-type reed valve


The DT175 V-type reed valve is just one more key development supporting YAMAHA's remarkable Torque Induction system. Two special stainless-steel reed valves provide an instant response to negative pressure from the cylinder, eliminating blow-back to the carburetor at low speeds.





### Frame

The frame is a high-tensile-strength, double-cradle construction. This frame, which is used on the YAMAHA Motocross machines, is able to withstand the twisting and shock forces encountered from the worst road.



### Front forks


To enable the DT175 to excel in maneuverability over the roughest trail, durable, long-stroke front forks are utilized. These front forks have become well-known on major motocross tracks throughout the world for their ability to withstand rough treatment while maintaining absolute control and stability.

### Rear shock absorbers

The hydraulically-damped rear shock absorbers have single, outer springs which are quickly adjustable so that the rear spring tension will match the bike load to the road or trail to be ridden. These shock absorbers offer more comfort and stability, reducing rider fatigue and giving more riding pleasure.

### Transmission

This machine utilizes a short-shift-stroke, constant-mesh, 5-speed transmission which yields quick, positive control. The gear ratios are appropriate from dirt riding to open-road riding, making full use of the powerful engine. Easy operation and more pleasure-filled operation are assured.



### Autolube

YAMAHA's two-stroke engines are lubricated by a separate, unique system called Autolube. With Autolube, the amount of oil fed into the high performance DT175 engine is regulated by throttle action. This precision engineered system saves you oil and lengthens the life of your engine.

### Brakes

To assure a smoother off-the-road braking operation and to avoid locking up the wheel in the event of sudden brake-lever applications, the brake size and construction have been specially designed for maximum performance. Also, the brakes on the DT machines have better heat-dissipating characteristics and a special labyrinth seal, therefore there are no problems with fading or adverse operation due to water and dust entering.

### Knobby tires


The knobby tires assure a firm grip on all types of roads, transferring full engine power. Positive-traction riding can be enjoyed both on the road and off.

### Seat

The seat is molded aerodynamically with the fuel tank adding graceful sleekness to the bike. The seat cover is durable to withstand the affects of weather and rough use.

### Lighting

Nighttime riding pleasures are equally as enjoyable and safe as those during the day with the extra-large headlight, with high and low beams, and the big stop light that can be easily seen by traffic behind.



### Speedometer and Tachometer

YAMAHA's conveniently mounted speedometer and tachometer allow the DT175 rider to read these important instruments at a glance, day or night. The precision speedometer and tachometer are specially designed to utilize indirect lighting, eliminating glare for night riding.



### Muffler

The exhaust and muffler feature an up-and-tucked-under design, which facilitates a more narrow bike profile for better maneuverability and balance, reducing output noise without affecting the overall good engine performance.




# Born on the trail...At home on the road.



The name YAMAHA on Motocross tracks anywhere in the world means Champion. And this sturdy looking relation to those crown-capturing winners has a lot of championship features of its own.

The suspension system is designed to give you the traction you need for safe, sure control on rugged terrain and flatten out those rough spots. The highly efficient 7-port Torque Induction engine is snuggled into the double-cradle frame in a position that provides solid balance for laying into turns and getting over obstacles. The DT 175 will take you just about anywhere a bike will fit.

But head down the open road and she handles surprisingly like a road machine. Wheel your way through traffic, through urbs and suburbs, and the balance and response of this bike of two worlds make riding double the pleasure. Power in reserve for when you need it or for two-up cycling.



## SPECIFICATIONS

### PERFORMANCE

Max. speed range .....108 km/h  
 Climbing ability .....32°  
 Min. turning radius .....1,995 mm  
 Min. braking distance .....8.5 m @35 km/h

### ENGINE

Type ....2-stroke, Torque Induction, Single  
 Displacement .....171 cc  
 Bore & Stroke .....60×50 mm  
 Compression ratio .....6.1:1  
 Max. horsepower

(S.A.E. net) .....13 bhp @7,000 rpm  
 Max. torque .....1.4 kg-m @6,500 rpm  
 Lubrication system .....Autolube  
 Starting system .....Primary kick starter  
 Transmission .....5-speed gearbox

### DIMENSIONS

Overall length .....2,040 mm  
 Overall width .....880 mm  
 Overall height .....1,055 mm  
 Wheelbase .....1,325 mm  
 Min. ground clearance .....235 mm

WEIGHT (net) .....109 kg

FUEL TANK CAPACITY .....7.0 lit.

OIL TANK CAPACITY .....1.2 lit.

TIRES front .....2.75-21-4PR  
 rear .....3.50-21-4PR

\* Specifications subject to change without notice.

# YAMAHA, It's a way of life.