





TY50M YAMAHA



www.legends-yamaha-enduros.com

The nimble pathfinder. That's the TY50M, a manageable Trials bike that gives superb responses over the slow-motion jolts and judders of bumpy sections and nippy dashes when you want to go places. For trekking across the surprises of rough terrain Yamaha

passed another milestone of enjoyment with this tough little sightseer. Long-stroke front forks to sponge up the shock treatment and a hearty willingness from the single cylinder engine have given it a winning streak- and far more stamina than any footslogger.



Engine

The alloy single cylinder reed valve engine of 49 cc has a cast iron sleeve. a bore of 40 mm and stroke of 39.7 mm using an alloy piston fitted with a key-stone type compression ring, gives sporting but economical performance. Efficient engine lubrication is ensured by Yamaha's "autolube" system. Oil from a separate oiltank is injected into the induction port by a pump controlled by the throttle position and engine speed, monitoring oil supply to load requirements of the engine. A rugged, double-cradle trials type frame carries the engine strongly and securely, ensuring excellent balance and control under all riding conditions.

Transmission

The 4-speed foot operated gearbox has internal ratios selected to give optimum performance under all types of riding conditions.

Brakes

The 110 mm diameter drum brake on the front and the 110 mm diameter drum brake on the rear of the TY50M feature Yamaha's labyrinth-seal double ridge design which prevents water and dust from entering the drum brake and affecting operation. Smooth control braking under all riding conditions.

Accessories

The autolube oiltank is positioned under the locking seat together with the 6-volt battery and tools. The seat lock also incorporates a helmet lock for extra security.

Suspension

The hydraulic internal spring telescopic front forks having a stroke of 110 mm working in conjunction with the external spring hydraulic rear shock absorbers give maximum stability and manoeuvrability.



SPECIFICATIONS

ENGINE

Type 2-stroke, Torque Induction, Single
 Displacement 49 cc
 Bore & Stroke 40x39.7 mm
 Compression ratio 5.7 : 1
 Lubrication system Autolube
 Starting system Kick starter
 Primary transmission Gear
 Final transmission Chain
 Gearbox 4-speed
 Carburettor Y14P-1A
 Clutch Multi plate, wet
 Battery 6 V, 4 AH
 Ignition type Magneto, CB/Coil

DIMENSIONS

Overall length 1,790 mm
 Overall width 775 mm
 Overall height 975 mm
 Seat height 700 mm
 Wheelbase 1,190 mm
 Weight (net) 73 kg
 Fuel tank capacity 4.7 lit.
 Oil tank capacity 1.2 lit.
 Tires front 2.50-18-4PR
 rear 3.00-16-4PR
 Brakes front Drum
 rear Drum

** Specifications subject to change without notice.*

GRAHAM NEWPORT MOTOR CYCLES
SEYMOUR RD. TROWBRIDGE, BA14 8LS
TEL. 65480
VAT 139 7994 05