


# YAMAHA 250DT3

TORQUE INDUCTION



[www.legends-yamaha-enduros.com](http://www.legends-yamaha-enduros.com)



DOMINION LTD  
 TRACORLOWY  
 1024 AVENUE 47 YORK STREET  
 Phone 452-0161 EDMONTON, ALTA.



[www.legends-yamaha-enduros.com](http://www.legends-yamaha-enduros.com)

**SPECIFICATIONS:**

**PERFORMANCE**

Max. speed/mph 75  
 Climbing ability 35 degrees  
 Min. turning radius 7.81 m  
 Min. braking distance 49 ft @ 31 mph

**ENGINE**

Type 2-stroke, Torque induction, Single  
 Displacement 248 cc (18.01 cu in.)  
 Bore & Stroke 70 - 64 mm (2.76 - 2.52 in.)  
 Compression ratio 6.8:1  
 Max. torque 18.3 ft-lb @ 6,000 rpm  
 Lubrication system Automatic  
 Starting system Primary lock, kickstart  
 Transmission 5-speed gearbox

**DIMENSIONS**

Overall length 63.3 in.  
 Overall width 30.0 in.  
 Overall height 46.1 in.  
 Wheelbase 64.7 in.  
 Min. ground clearance 10.2 in.  
 Weight (Net) 258 lbs  
**WEIGHT (Net)** 258 lbs  
**FUEL TANK CAPACITY** 2.5 US gal  
**OIL TANK CAPACITY** 1.7 US qt  
**TIRES** front 100 21-4PR  
 rear 400 18-4PR




\*Specifications subject to change without notice



# DT3

This time-tested middleweight champ is a bold step up from any other motorcycle in its class. With the most reliable 2-stroke, single cylinder, 250cc engine on or off the road. Then there's Autolube. TORQUE INDUCTION.

And a big 21" front wheel for sure-footed handling in the toughest of terrains. Climb aboard and see for yourself why it's the largest selling 250cc trail machine ever made.




1. Super-response and efficiency from a 2-stroke, single cylinder engine. Precisely tooled, all-aluminum 246cc vs 250cc engine has TORQUE INDUCTION<sup>®</sup> for more horsepower at all rpm's. Improved 7-port design means more power, cooler running and better breathing. The engine is also equipped with Autolube automatic oil lubrication which monitors the engine and supplies the correct amount of oil.



2. Exclusive Yamaha TORQUE INDUCTION<sup>®</sup> means better breathing and more horsepower at all rpm's. Reliable stainless steel reed valve between the carb and cylinder opens on engine demand, closes to prevent blow-back. 7-port breathing means more power, cooler running.



3. Hydraulic Disc steering dampener for better handling on and off the road. It consists of an oil reservoir and a paddle in the steering column. When the handlebars are turned, the paddle works against the oil, dampening the left and right travel. Ideal for dirt riding, since it prevents stones and ruts from radically deflecting the front wheel.



4. The constant-mesh, fully synchronized, 5-speed gearbox requires no break-in time. The shift lever is positioned for maximum operating ease, gently touch the lever with the tip of your foot and the transmission smoothly slides into gear. These 5-speeds give you the widest possible range for all types of riding.



5. The extra-large front brake has positive, dependable stopping action. Designed to be water and dustproof for safe stops in all conditions. The rear stop lamp illuminates, when front brake is operated, for extra safety. The knobby tires assure positive traction anywhere so the machine responds instantly to acceleration or braking.



6. Double-spring, adjustable rear shock absorbers. One spring smooths out the vibration caused by minor roughness in the road while the other spring cushions the larger shocks. The overall tension may be adjusted to any one of five positions according to the roughness of the road and the type of riding.



7. The precision tachometer and speedometer are designed for easy reading. The large, bright head lamp assures safe nighttime riding, and the turn indicator lights are designed and mounted where they can be seen both day and night.



**FRED DEELEY LTD.**

HEAD OFFICE: 854 WEST 6th AVE., VANCOUVER 9, B.C.  
EASTERN BRANCH: 55 PENN DRIVE, WESTON, ONTARIO