



YAMAHA

PARTS LIST

YAMAHA 250

MODEL DT1-E

MODEL DT1-MX

www.legends-yamaha-enduros.com

YAMAHA MOTOR CO., LTD.

YAMAHA

PARTS LIST

250 DT1-E

250 DT1-MX

www.legends-yamaha-enduros.com



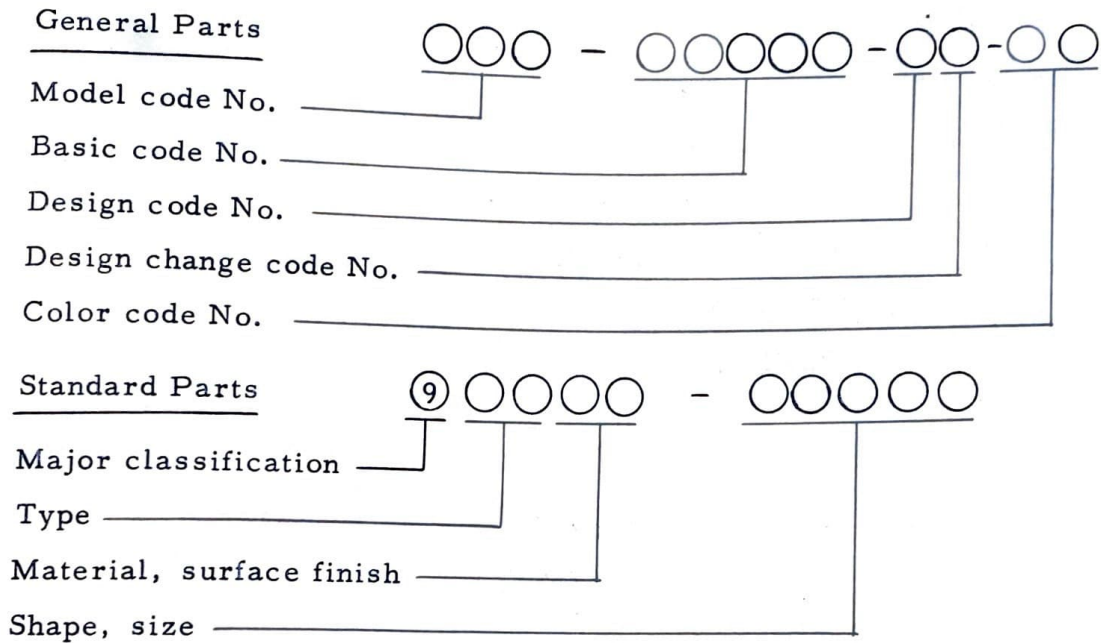
www.legends-yamaha-enduros.com

FOREWORD

This Parts List relates to the parts in use for the Yamaha 250 DT1-E. When you are ordering replacement parts for the DT1-E, refer to this Parts List and quote both part numbers and part names correctly.

1. Structure of Part No.

Yamaha parts are divided largely into two categories; general parts and standard parts, and each part No. has the following structure:



Note: Every standard No. begins with 9.

2. How to Use this Parts List

(1) Except for steel balls (whose size is indicated in inches), the size of all parts is indicated in millimeters in the following manner.

- Pipe (rubber or vinyl) Inside diameter - length
- O-ring Sectional area - inside diameter
- Washer, shim, collar Inside diameter - outside diameter - thickness (length)

(2) Parts, which are to be supplied in the form of assemblies, are listed with an indentation of one letter's space, and a dot (.) is put

against the name of each part. If any two different assemblies (e.g., right and left side components) consist of almost the same type components, these two assemblies are listed in two lines, and then the names of component parts are listed in the subsequent lines with an indentation as mentioned earlier. The quantity of parts is given in the following manner; that is, in the case of parts being the same in type between the right and left, a total quantity of parts is given. On the other hand, if the right and left side parts are different in type, the quantity of part(s) on each side is given.

Example

Description	Qt'y
CARBURETOR ASS'Y, left	1
CARBURETOR ASS'Y, right	1
. JET, pilot	2
. NOZZLE, main	2
.	
.	
.	
. LEVER, starter, left	1
. LEVER, starter, right	1

(3) Key to Symbols

- L.H Left hand side (viewed from rider's seat facing forward).
- R.H Right hand side (viewed from rider's seat facing forward).
- U. R Use size (thickness) and/or number as required
- T Number of teeth in a gear
- V Voltage for light bulbs
- S "S" type oil seal or "S" type circlip
- SD "SD" type oil seal

SO "SO" type oil seal
SW "SW" type oil seal
E "E" type circlip
R "R" type circlip
F/No. . . . Frame No. (Applicable machine No.)

(4) The right and left in relation to parts are determined on the basis of the rider facing toward the front.

(5) This Parts List is based on the model in the production line on June 15, 1970. Accordingly, if any modifications which have been made to parts will be announced in the Yamaha Parts News. It is advisable that according to the Yamaha Parts News, You will make necessary corrections to the Parts List on hand to keep it u-dated.

CONTENTS

ENGINE

Fig. 1	Crankcase	1
Fig. 2	Crankcase Cover	5
Fig. 3	Crank & Piston	7
Fig. 4	Clutch	11
Fig. 5	Transmission	15
Fig. 6	Shifter A	21
Fig. 7	Shifter B	25
Fig. 8	Starter	27
Fig. 9	Tachometer Gear	31
Fig. 10	Air Cleaner	33
Fig. 11	Carburetor	35
Fig. 12	Muffler	39
Fig. 13	Oil Pump	43
Fig. 14	Flywheel Magneto	47

CHASSIS

Fig. 15	Frame	51
Fig. 16	Rear Arm & Rear Cushion	55
Fig. 17	Stand, Footrest & Rear Brake Pedal	59
Fig. 18	Front Fender & Rear Fender	63
Fig. 19	Front Fork	67
Fig. 20	Steering	71
Fig. 21	Handle & Wire	73
Fig. 22	Fuel Tank	77
Fig. 23	Oil Tank	79
Fig. 24	Seat	81
Fig. 25	Front Wheel	83
Fig. 26	Rear Wheel	87
Fig. 27	Head Lamp	93
Fig. 28	Speedometer & Tachometer	97
Fig. 29	Tail Lamp	99
Fig. 30	Flasher Lamp	103

Fig. 31 Electrical 105

DT1-MX

Fig. 32 Engine (Cylinder & Transmission) 111
Fig. 33 Engine (Air Cleaner & Exhaust) 113
Fig. 34 Chassis (Front Fork & Front Fender) 117
Fig. 35 Chassis (Front & Rear Wheel) 121

NUMERICAL INDEX

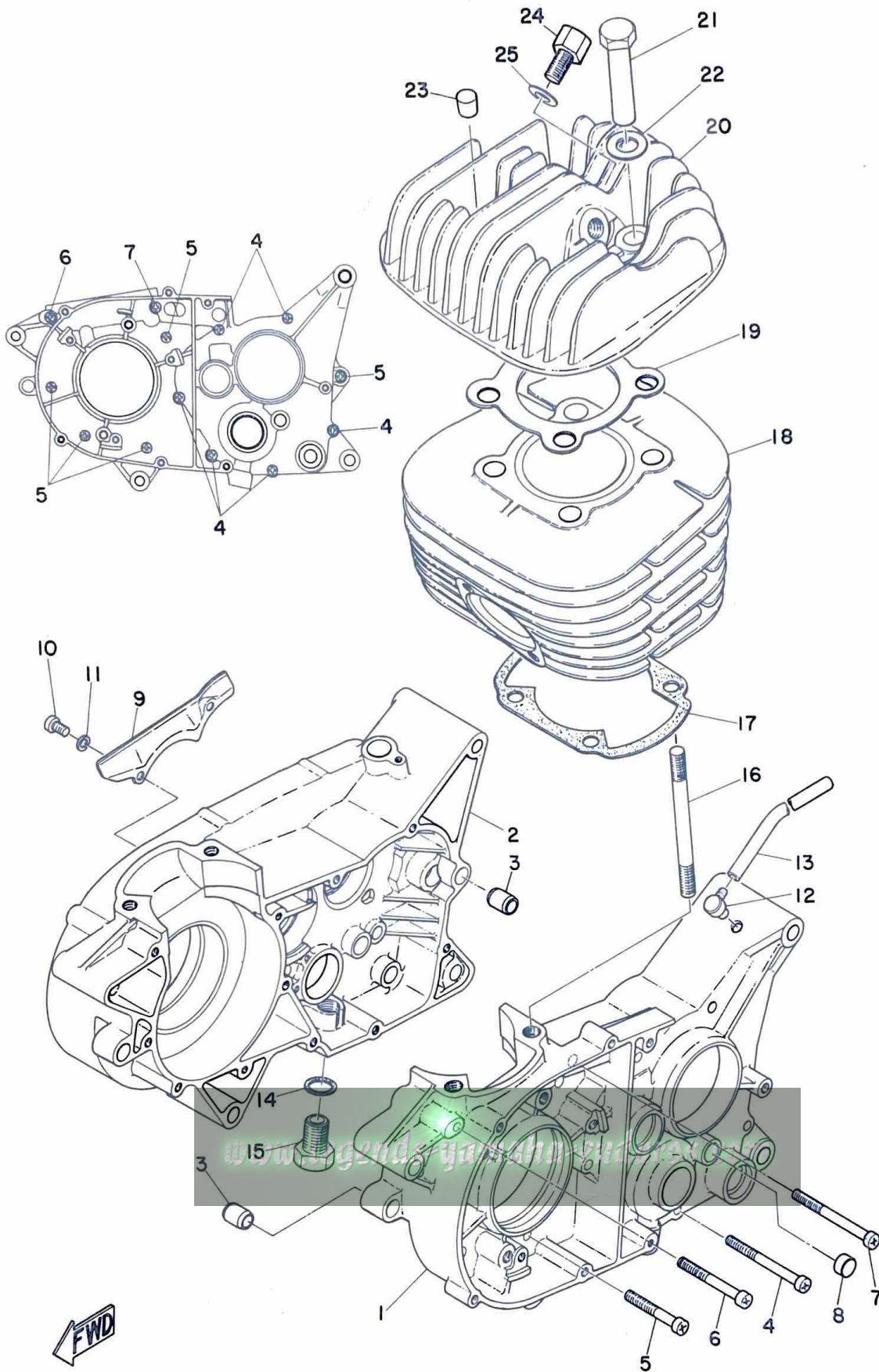
ENGINE

YAMAHA

PARTS

www.legends-yamaha-enduros.com

Fig. 1 CRANKCASE

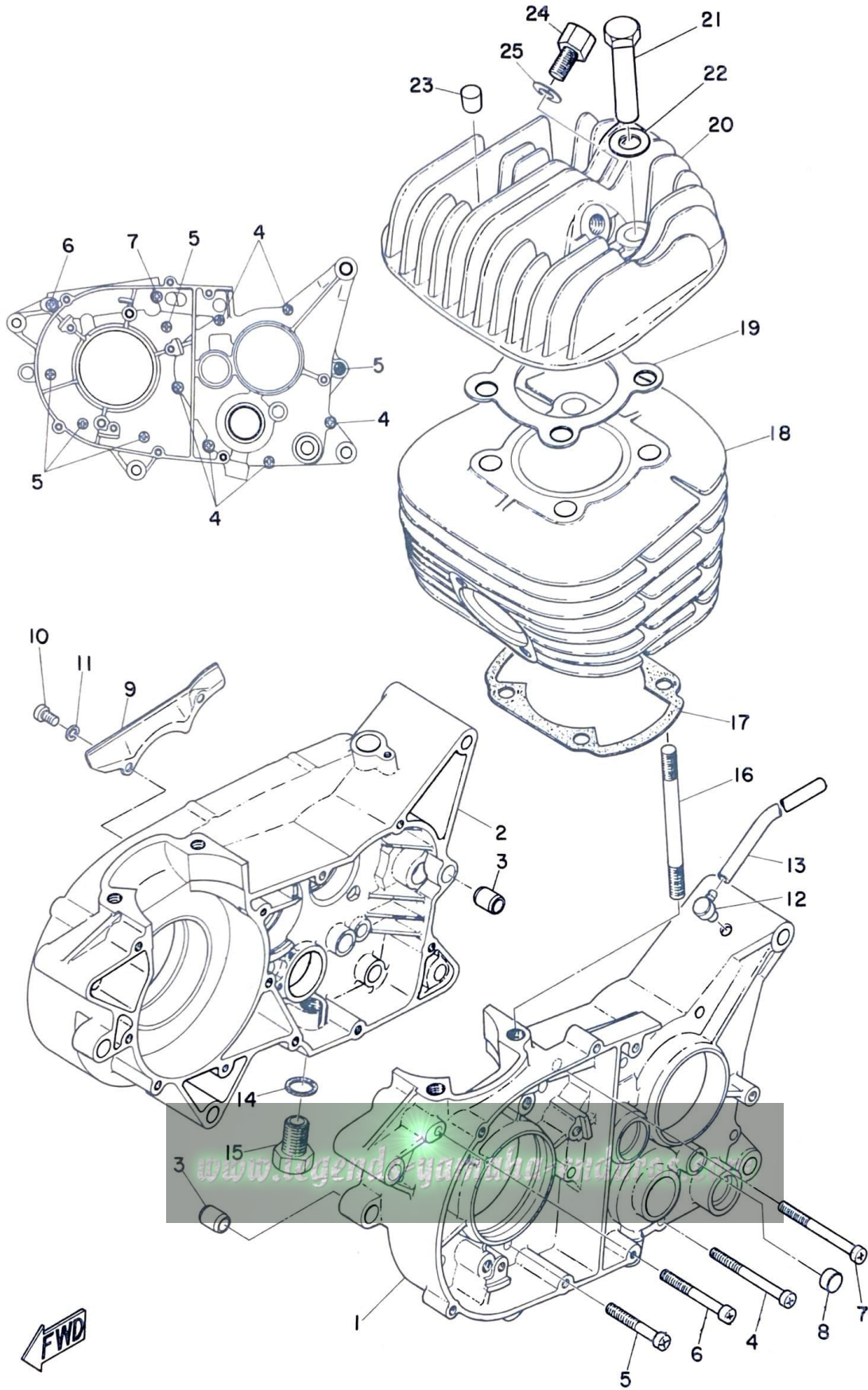


CRANKCASE

Ref. No.	Part No.	Description	Q'ty	Applicable Machine No.	Remarks
1- 1	214-15111-02	CASE, crank left	1		
1- 2	214-15121-06	CASE, crank right	1		
1- 3	91800-08016	PIN, dowel (9.8-12-16)	2		
1- 4	92501-06065	SCREW, pan head	6		
1- 5	92501-06045	SCREW, pan head	5		
1- 6	92501-06060	SCREW, pan head	1		
1- 7	92501-06065	SCREW, pan head	1		
1- 8	214-15385-00	PLUG, blind	1		
1- 9	214-15492-00	COVER	1		
1-10	98501-05010	SCREW, pan head	2		
1-11	92901-05100	WASHER, spring	2		
1-12	120-15371-00	BREATHER	1		
1-13	248-15373-00	PIPE, breather (5-150)	1		
1-14	137-15353-00	GASKET, drain plug (14.5-21-1.5) ..	1		
1-15	214-15351-00	PLUG, drain	1		
1-16	214-11361-00	BOLT, cylinder holding	4		
1-17	214-11351-00	GASKET, cylinder	1		
1-18	233-11311-01	CYLINDER	1		
1-19	214-11181-01	GASKET, cylinder head	1		
1-20	233-11111-01	HEAD, cylinder	1		
1-21	214-11171-00	NUT, holding	4		
1-22	214-11175-00	WASHER, holding	4		
1-23	214-11161-00	ABSORBER	4		
1-24	214-11197-00	PLUG, blind	1		

www.legends-yamaha-enduros.com

Fig. 1 CRANKCASE

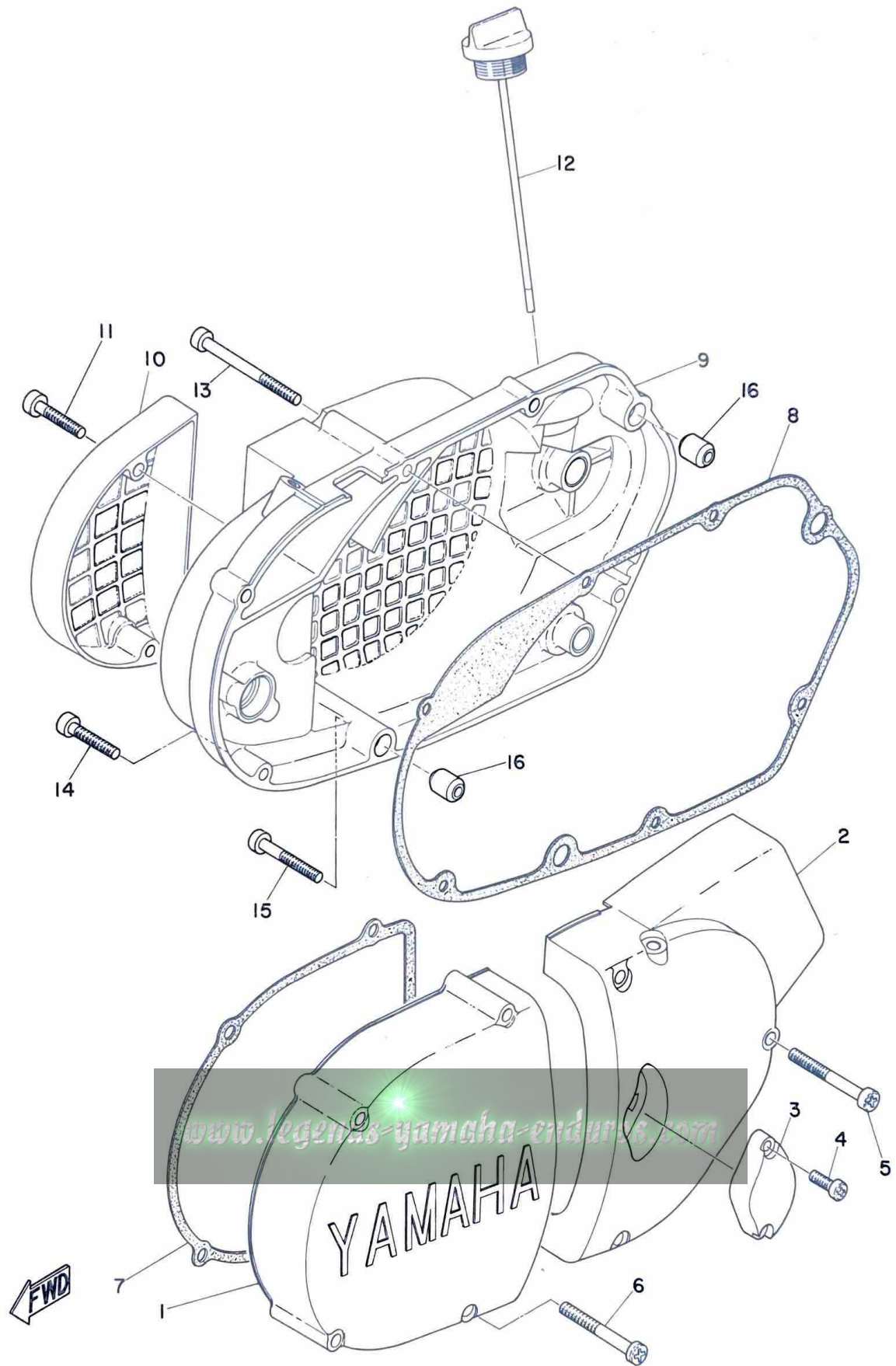


CRANKCASE

Ref. No.	Part No.	Description	Q'ty	Applicable Machine No.	Remarks
1-25	214-11198-01	GASKET	1		

www.legends-yamaha-enduros.com

Fig. 2 CRANKCASE COVER

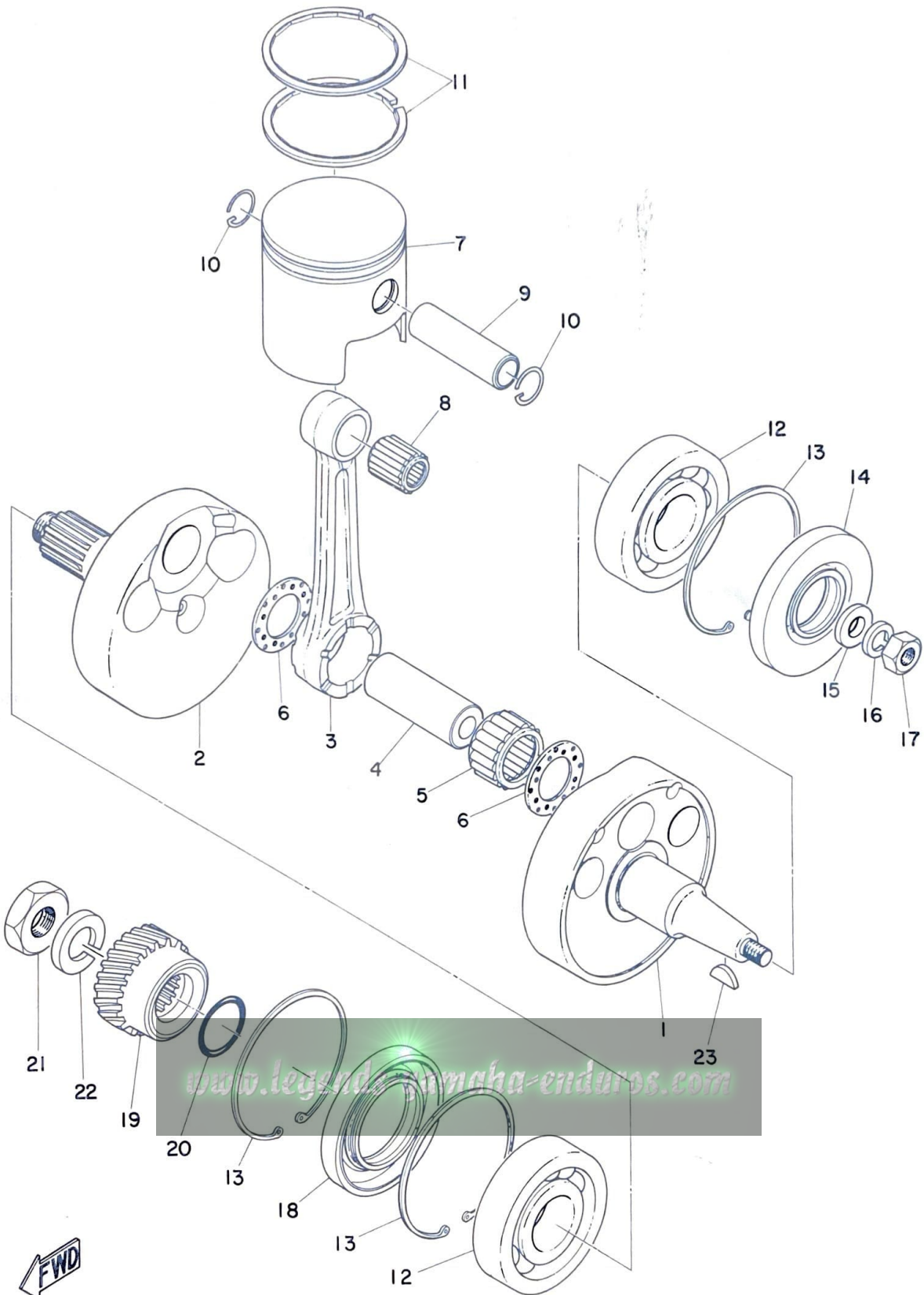


CRANKCASE COVER

Ref. No.	Part No.	Description	Q'ty	Applicable Machine No.	Remarks
2- 1	233-15411-00	COVER, crankcase left 1	1		
2- 2	233-15421-00	COVER, crankcase left 2	1		
2- 3	233-15417-00	COVER, cap	1		
2- 4	98501-05015	SCREW, pan head	2		
2- 5	92501-06050	SCREW, pan head	3		
2- 6	92501-06050	SCREW, pan head	4		
2- 7	214-15451-01	GASKET, crankcase cover left ...	1		
2- 8	214-15461-00	GASKET, crankcase cover right ..	1		
2- 9	233-15431-00	COVER, crankcase right	1		
2-10	233-15416-00	COVER, oil plump	1		
2-11	92501-06030	SCREW, pan head	2		
2-12	214-15363-00	PLUG, oil	1		
2-13	92501-06065	SCREW, pan head	1		
2-14	92501-06030	SCREW, pan head	5		
2-15	92501-06040	SCREW, pan head	2		
2-16	92800-08016	PIN, dowel (9.8-12-16)	2		

www.legends-yamaha-enduros.com

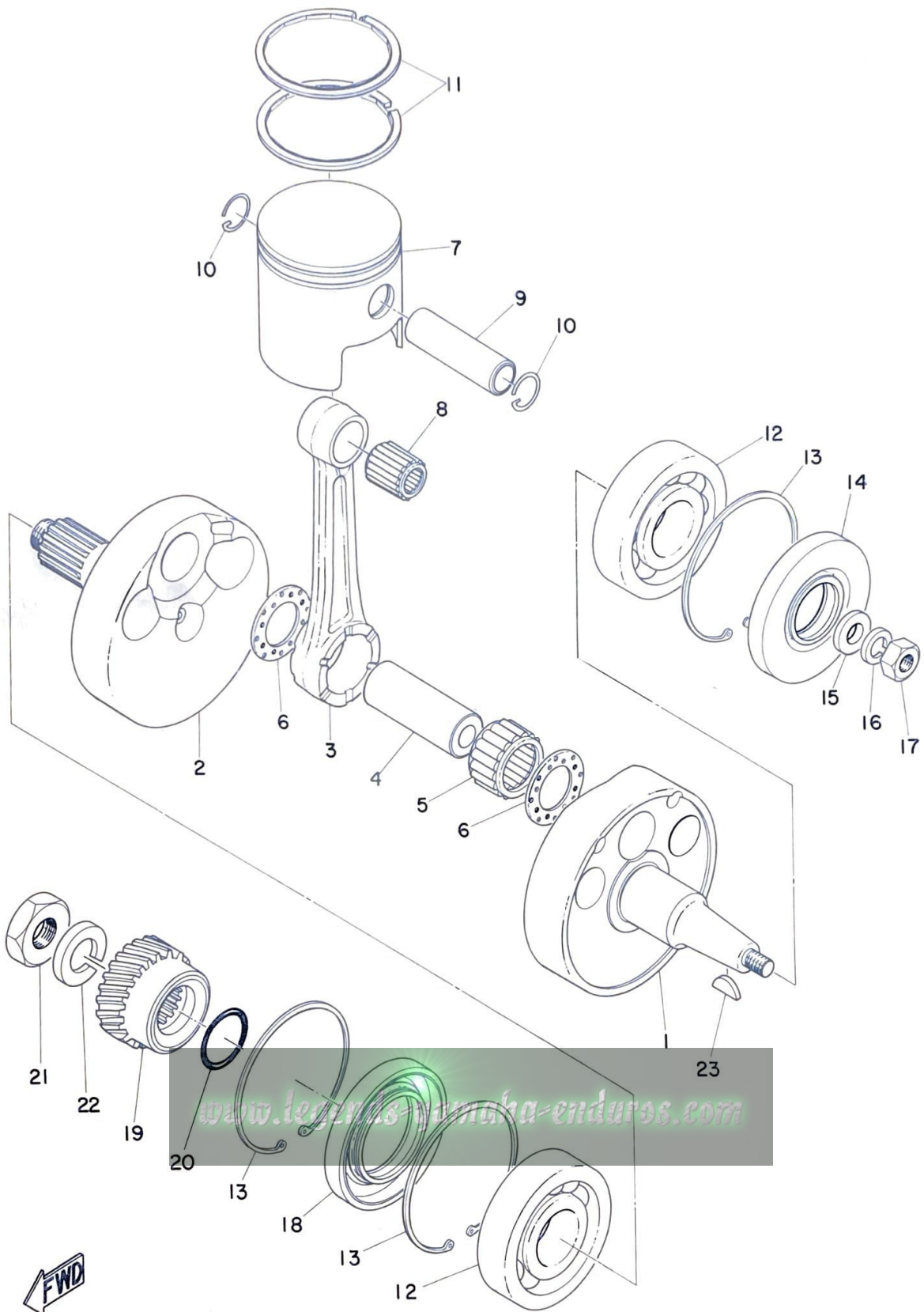
Fig. 3 CRANK & PISTON



CRANK & PISTON

Ref. No.	Part No.	Description	Q'ty	Applicable Machine No.	Remarks
3- 0-1	214-11400-01	CRANK ASS'Y	1		
3- 1	214-11412-01	. CRANK, left	1		
3- 2	214-11422-00	. CRANK, right	1		
3- 3	214-11651-00	. ROD, connecting	1		
3- 4	214-11681-00	. PIN, crank	1		
3- 5	93310-52440	. BEARING, con-rod big end	1		
3- 6	152-11685-00	. WASHER, crank pin	2		
3- 7	214-11631-01-96	PISTON (STD) 69.96mm	} U. R 1		
	214-11631-01-97	PISTON (STD) 69.97mm			
	214-11631-01-98	PISTON (STD) 69.98mm			
	214-11631-01-99	PISTON (STD) 69.99mm			
	214-11635-01	PISTON (1st O.S) 70.25mm	1		
	214-11636-01	PISTON (2nd O.S) 70.50mm	1		
3-8	93310-21824	BEARING, con-rod small end ...	1		
3-9	214-11633-00	PIN, piston	1		
3-10	604-11634-00	CLIP, piston pin	1		
3-11	214-11601-03	PISTON RING SET (STD)	1s		
	214-11601-13	PISTON RING SET (1st O.S)	1s		
	214-11601-23	PISTON RING SET (2nd O.S)	1s		
3-12	93306-30602	BEARING (#6306)	2		
3-13	93420-72023	CIRCLIP (R-72)	3		
3-14	93103-30044	OIL SEAL (SW-30-72-10)	1		
3-15	214-11557-01	WASHER (12.2-22-3.2)	1		
3-16	92901-12100	WASHER, spring	1		
3-17	214-11555-01	NUT	1		

Fig. 3 CRANK & PISTON

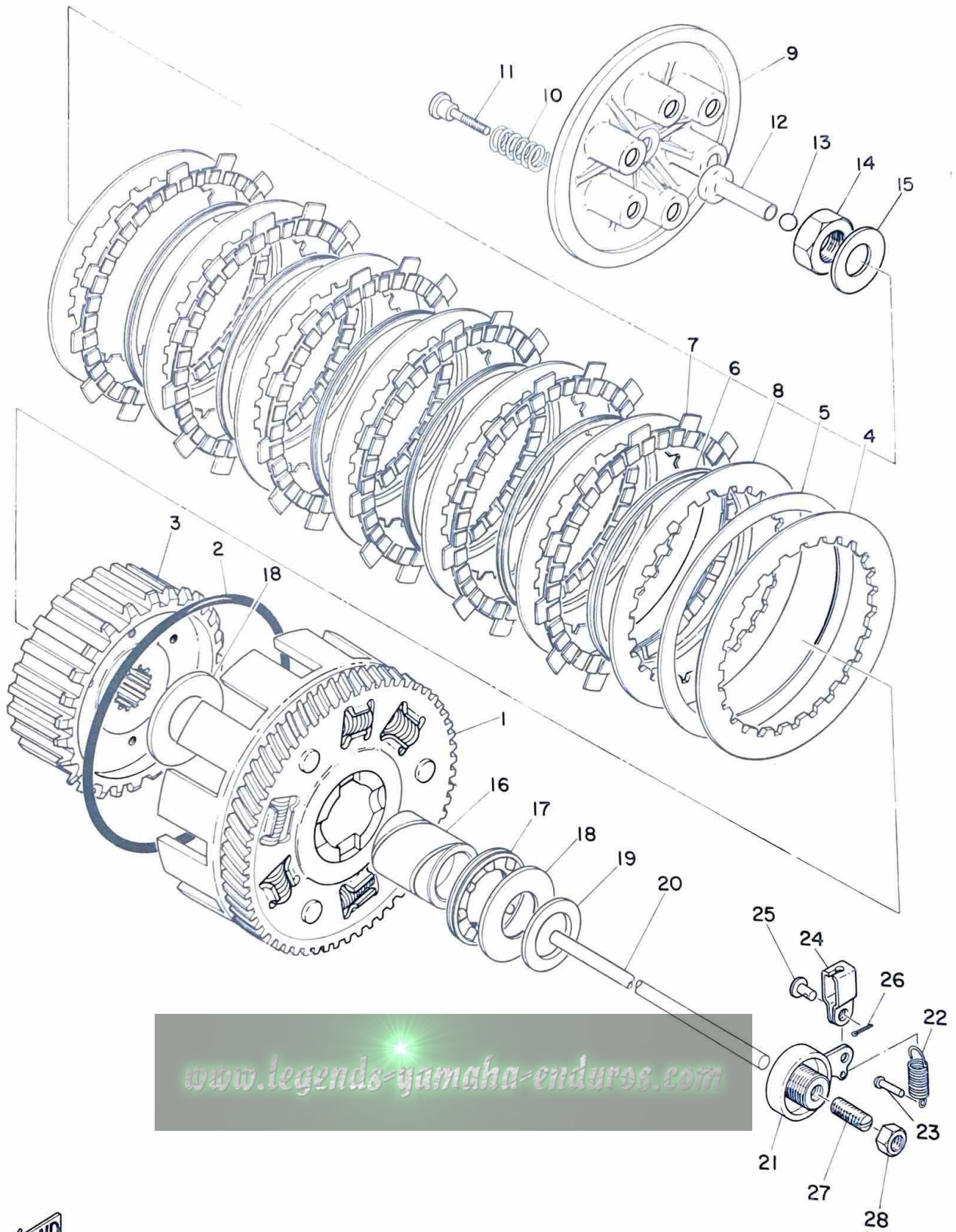


CRANK & PISTON

Ref. No.	Part No.	Description	Q'ty	Applicable Machine No.	Remarks
3-18	93103-42045	OIL SEAL (SW-42-72-10)	1		
3-19	214-16111-00	GEAR, primary drive	1		
3-20	93210-25070	O-RING (3.2-24.5)	1		
3-21	156-16174-00	NUT, lock	1		
3-22	92901-18100	WASHER, spring	1		
3-23	214-11545-01	KEY, woodruff	1		

www.legends-yamaha-enduros.com

Fig. 4 CLUTCH



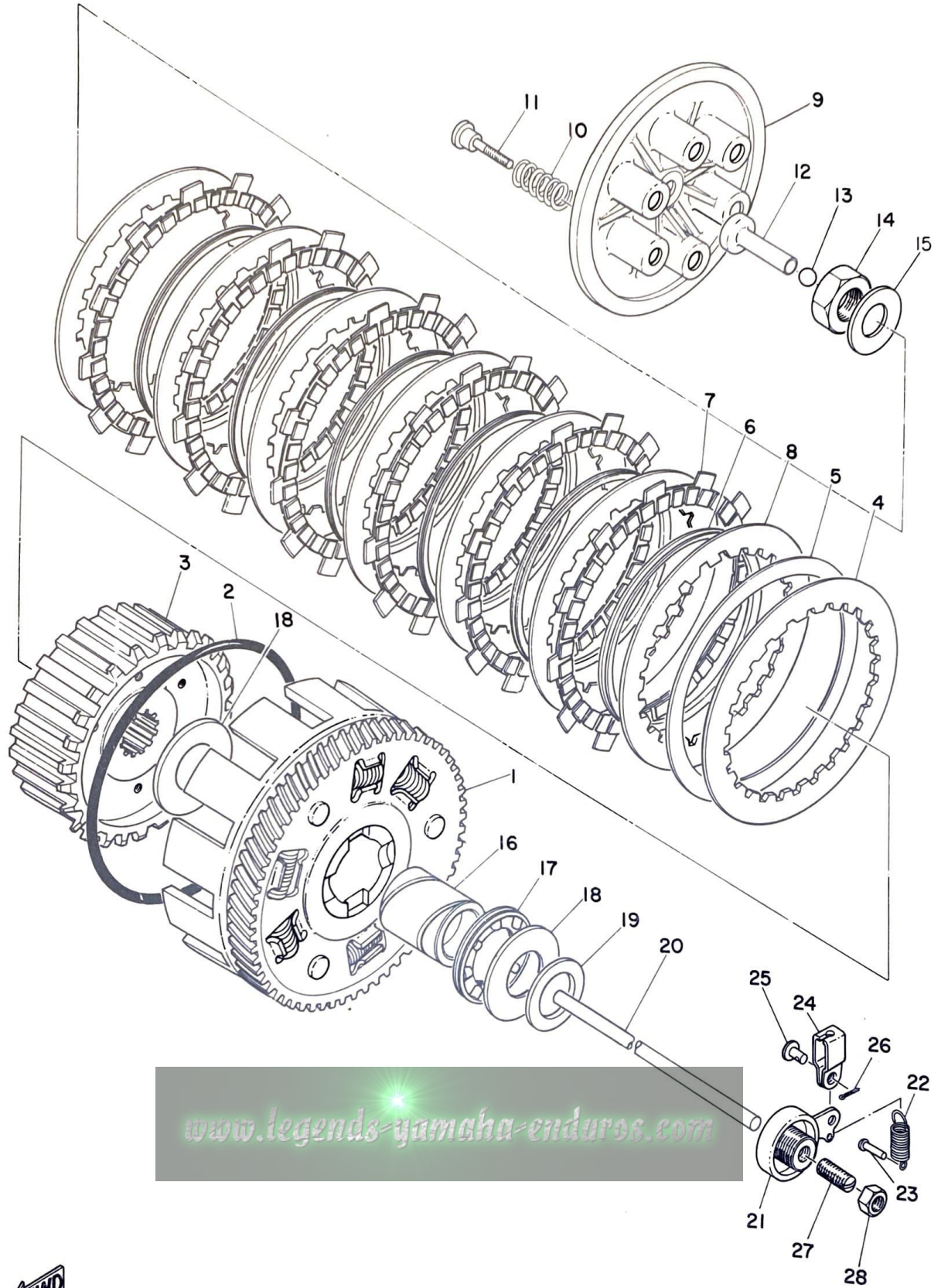
www.legends-yamaha-enduros.com



CLUTCH

Ref. No.	Part No.	Description	Q'ty	Applicable Machine No.	Remarks
4- 0-1	214-16301-01	CLUTCH ASS'Y	1		
4- 1	214-16150-00	. PRIMARY DRIVEN GEAR COMP. (65T)	1		
4- 2	93211-20102	. O-RING (5.7-119.6)	1		
4- 3	214-16371-01	. BOSS, clutch	1		
4- 4	214-16324-00	. PLATE, clutch 1	1		
4- 5	214-16332-00	. SPACER	1		
4- 6	168-16367-00	. RING, cushion	6		
4- 7	168-16321-00	. PLATE, friction	6		
4- 8	168-16325-00	. PLATE, clutch 2	7		
4- 9	214-16351-00	. PLATE, pressure	1		
4-10	137-16333-00	. SPRING, clutch	6		
4-11	137-16337-01	. SCREW, spring	6		
4-12	174-16356-00	ROD, push	1		
4-13	93505-16006	BALL (5/16 inch)	1		
4-14	156-16174-00	NUT, lock	1		
4-15	214-16119-00	SPRING, bellevile	1		
4-16	214-16181-00	SPACER	1		
4-17	93341-23307	BEARING	1		
4-18	170-16164-00	PLATE, thrust 2 (25-50-2)	2		
4-19	170-16154-02	PLATE, thrust 1 (25.2-34-2)	1		
4-20	214-16357-00	ROD, push	1		
4-21	214-16340-00	PUSH LEVER ASS'Y	1		
4-22	137-16345-00	SPRING, return	1		

Fig. 4 CLUTCH




CLUTCH

Ref. No.	Part No.	Description	Q'ty	Applicable Machine No.	Remarks
4-23	132-16346-00	HOOK, spring	1		
4-24	214-16389-00	JOINT	1		
4-25	214-16379-00	PIN	1		
4-26	91401-10010	PIN, cotter	1		
4-27	214-16343-00	SCREW, adjusting	1		
4-28	214-16344-00	NUT, adjusting	1		

www.legends-yamaha-enduros.com


Fig. 5 TRANSMISSION



TRANSMISSION

Ref. No.	Part No.	Description	Q'ty	Applicable Machine No.	Remarks
5- 1	214-17411-10	AXLE, main (15T)	1		
5- 2	214-17141-10	GEAR, 4th pinion (26T)	1		
5- 3	152-17226-00	WASHER, gear hold	1		
5- 4	93440-25019	CIRCLIP (25 φ special)	2		
5- 5	214-17131-11	GEAR, 3rd pinion (23T)	1		
5- 6	214-17216-00	WASHER, gear hold	1		
5- 7	214-17231-10	GEAR, 3rd wheel (30T)	1		
5- 8	214-17121-10	GEAR, 2nd pinion (19T)	1		
5- 9	132-17216-00	WASHER, gear wheel (20-25-1) ..	1		
5-10	93410-19015	CIRCLIP (S-19)	1		
5-11	137-17427-00-10	SHIM (20. 2-33-1)	1		
5-12	93315-22004	BEARING (20-26-16)	1		
5-13	93420-26024	CIRCLIP (R-26)	1		
5-14	93109-07009	OIL SEAL (SDO-6. 8-26-6)	1		
5-15	156-17417-00-01	SHIM, main axle (25. 1-31-0. 1) ..	} U. R 1		
	156-17417-00-02	SHIM, main axle (25. 1-31-0. 2) ..			
	126-17417-00-03	SHIM, main axle (25. 1-31-0. 3) ..			
5-16	214-17474-00	CIRCLIP	1		
5-17	93306-20508	BEARING (#6205 Z special)	1		
5-18	93450-52005	CIRCLIP	1		
5-19	214-17421-00	AXLE, drive	1		
5-20	214-17481-00	PLUG, blind	1		
5-21	214-17221-10	GEAR, 2nd wheel (34T)	1		
5-22	214-17131-11	GEAR, 3rd pinion (23T)	1		


Fig. 5 TRANSMISSION



TRANSMISSION

Ref. No.	Part No.	Description	Q'ty	Applicable Machine No.	Remarks
5-23	214-17231-00	GEAR, 3rd wheel (23T)	1		
5-24	214-17241-10	GEAR, 4th wheel (26T)	1		
5-25	214-17211-00	GEAR, 1st wheel (38T)	1		
5-26	168-17116-00	WASHER, gear hold (20-30-1.5) ..	1		
5-27	93410-19015	CIRCLIP (S-19)	1		
5-28	93440-25019	CIRCLIP (25 φ special)	3		
5-29	214-17216-00	WASHER, gear hold	3		
5-30	156-17429-00	SPACER, drive axle	2		
5-31	168-17428-01-03	SHIM, drive axle (25-34-0.3)	} U. R 1		
	168-17428-01-05	SHIM, drive axle (25-34-0.5)			
5-32	93306-30506	BEARING (#6305 NR)	1		
5-33	93102-35054	OIL SEAL (SD-35-62-6)	1		
5-34	214-17462-00	COLLAR, distance	1		
5-35	214-17461-30	SPROCKET, drive (13T)	1		
	214-17461-40	SPROCKET, drive (14T)	1		STD
	214-17461-50	SPROCKET, drive (15T)	1		
	214-17461-60	SPROCKET, drive (16T)	1		
5-36	156-17464-01	WASHER, lock	1		
5-37	152-17463-00	NUT, lock	1		
5-38	93306-20301	BEARING (#6203)	1		
5-39	93450-40001	CIRCLIP (40 φ special)	1		
5-40	164-17417-00	SHIM (17.5-26-1)	2		
5-41	214-15651-03	GEAR, idle (23T)	1		
5-42	214-15631-00	GEAR, kick pinion (18T)	1		

Fig. 5 TRANSMISSION

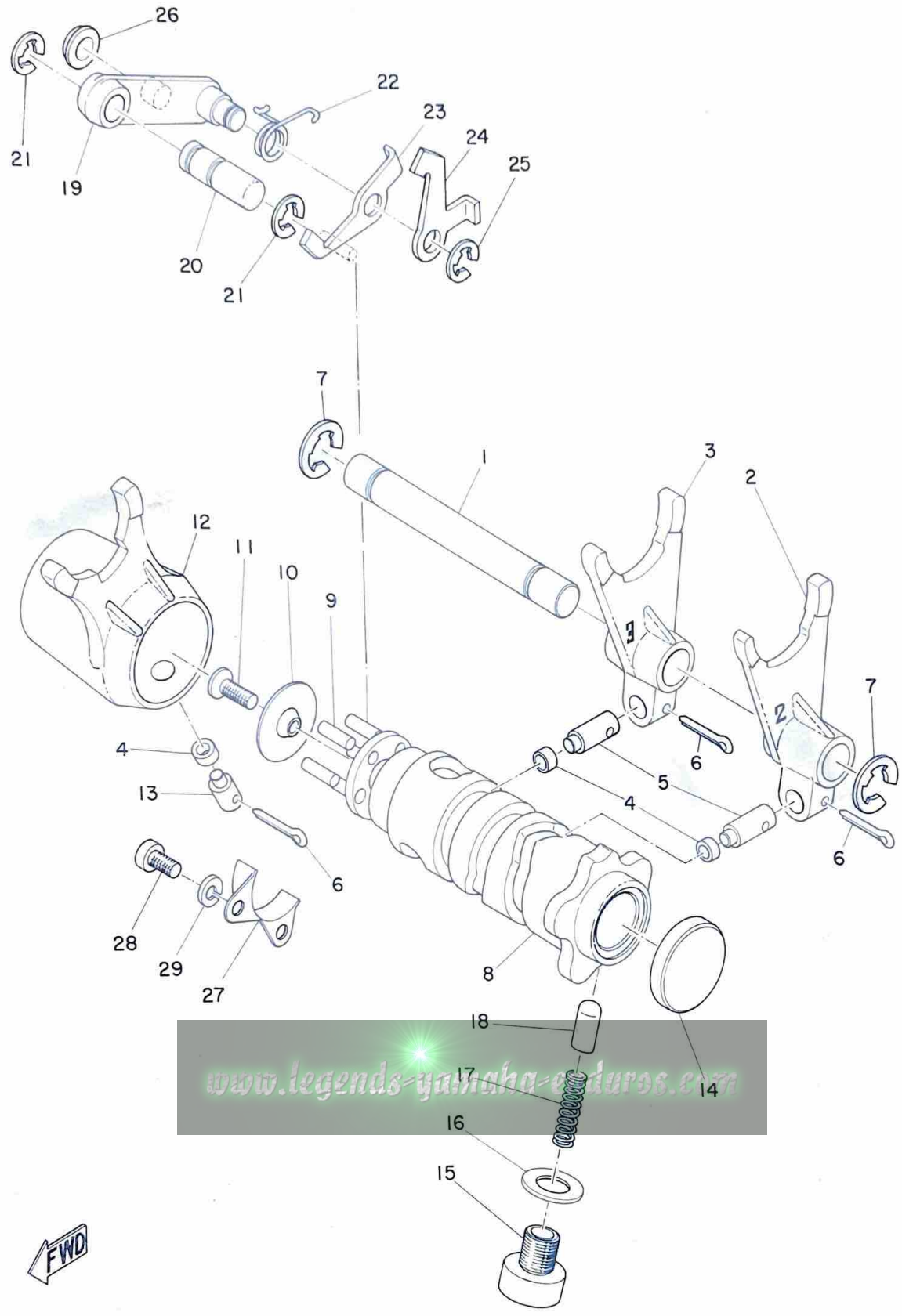


TRANSMISSION

Ref. No.	Part No.	Description	Q'ty	Applicable Machine No.	Remarks
5-43	214-17428-00-03	SHIM, drive axle (17-25-0.3)		} U.R 1
	214-17428-00-05	SHIM, drive axle (17-25-0.5)		
	214-17428-00-07	SHIM, drive axle (17-25-0.7)		
	214-17428-00-09	SHIM, drive axle (17-25-0.9)		



Fig. 6 SHIFTER A

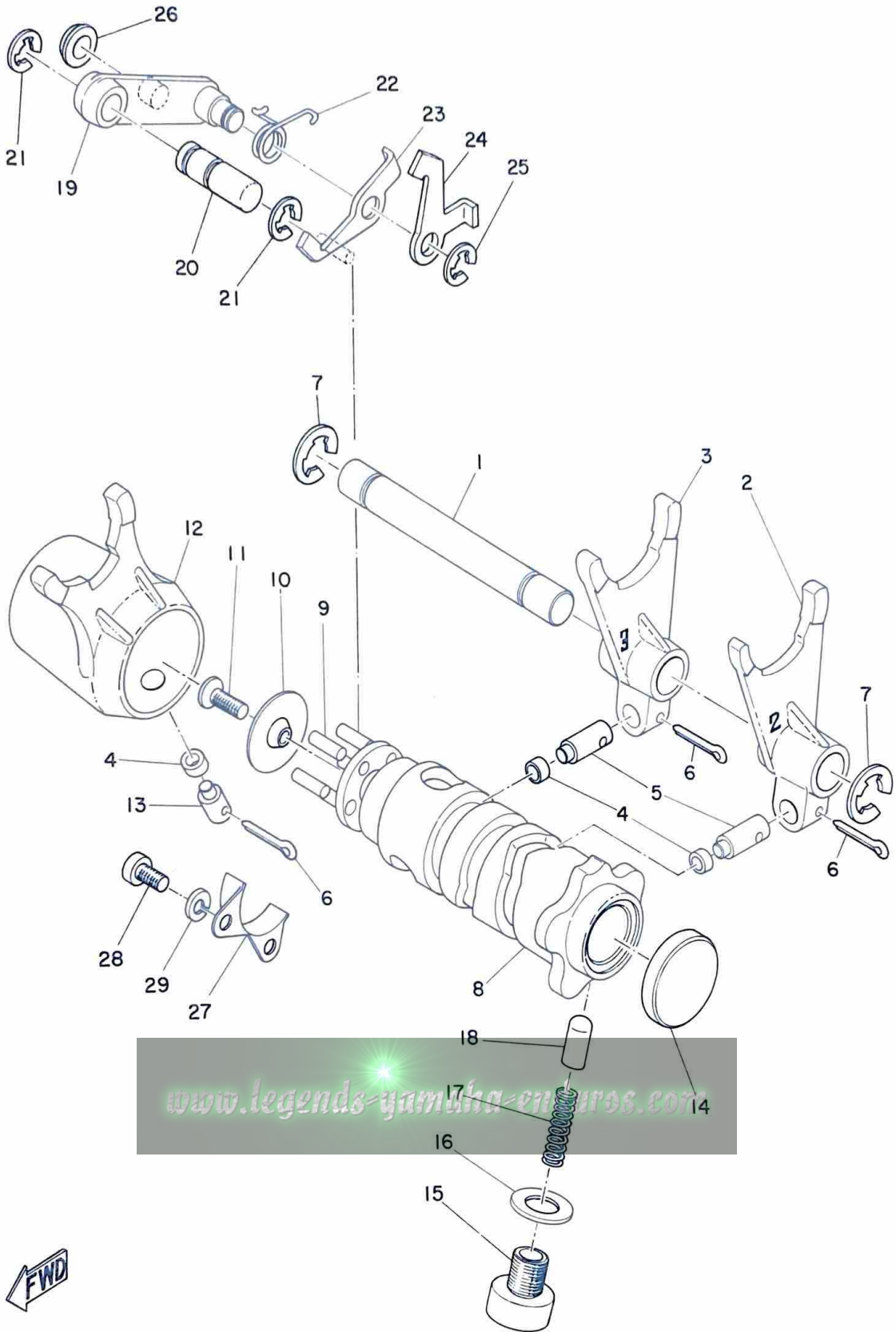


SHIFTER A

Ref. No.	Part No.	Description	Q'ty	Applicable Machine No.	Remarks
6- 1	214-18531-00	BAR, shift fork guide	1		
6- 2	214-18512-00	FORK, shift 2	1		
6- 3	214-18513-00	FORK, shift 3	1		
6- 4	136-18551-00	ROLLER, cam follower	1		←
6- 5	214-18552-00	PIN, cam follower	2		
6- 6	91401-25018	PIN, cotter	3		
6- 7	93430-10016	CIRCLIP (E-10)	2		
6- 8	214-18541-01	CAM, shift	1		
6- 9	93604-14012	PIN, dowel (4-13.8)	5		
6-10	214-18561-00	PLATE, side	1		
6-11	98701-05015	SCREW, flat head	1		
6-12	214-18511-00	FORK, shift 1	1		←
6-13	168-18552-00	PIN, cam follower	1		
6-14	214-18533-00	PLUG, blind	1		
6-15	137-18577-00	BOLT, stopper	1		
6-16	132-15353-00	GASKET (12.5-19-1.5)	1		
6-17	137-18557-00	SPRING, cam stopper	1		
6-18	137-18547-00	STOPPER, cam	1		
6-19	214-18128-00	BRACKET	1		
6-20	214-18188-00	AXLE, bracket	1		
6-21	93430-09019	CIRCLIP (E-9)	2		
6-22	214-18123-00	SPRING	1		
6-23	214-18152-00	LEVER, change 4	1		
6-24	214-18151-00	LEVER, change 3	1		

www.legends-yamaha-enduros.com

Fig. 6 SHIFTER A

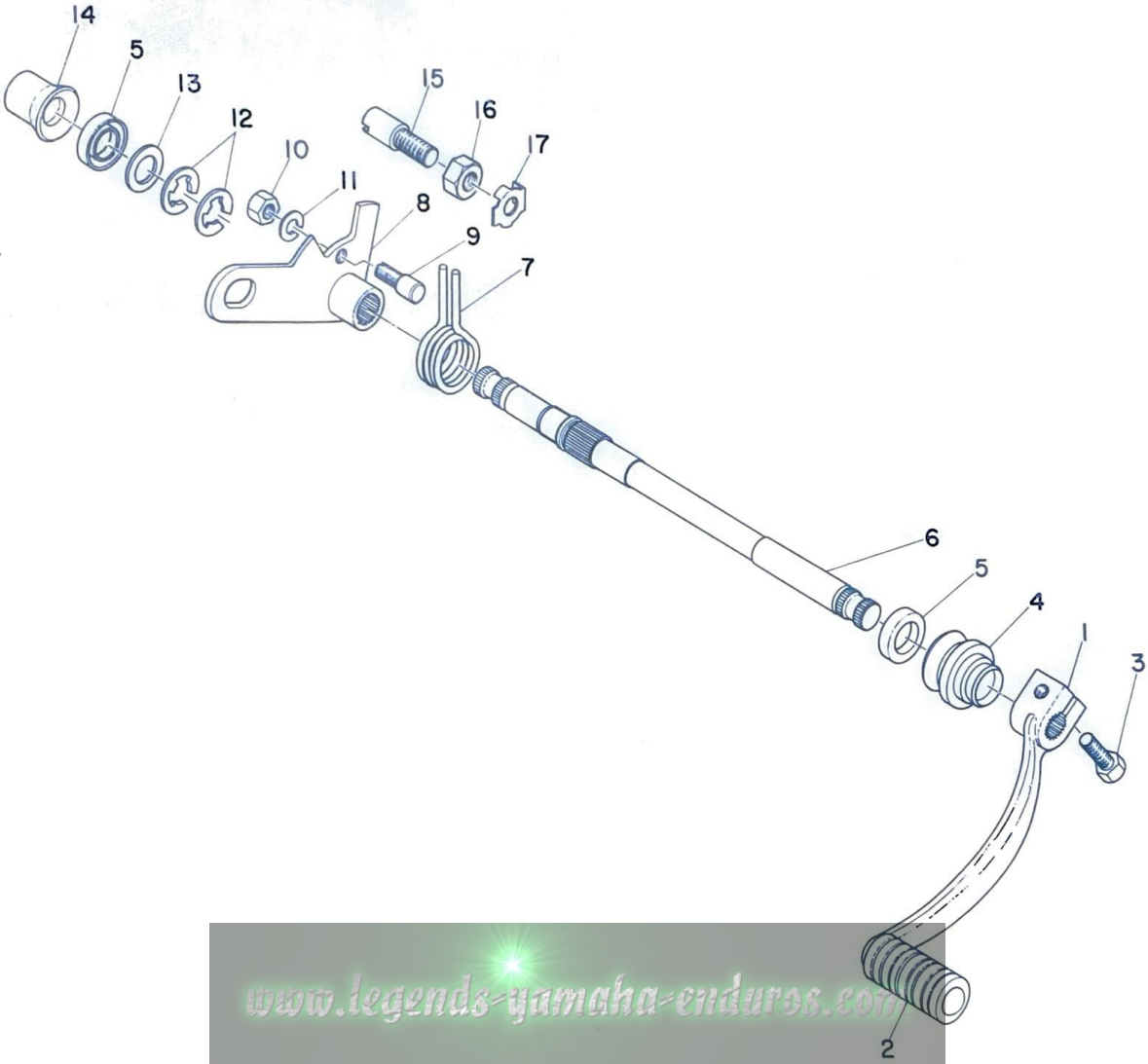


SHIFTER A

Ref. No.	Part No.	Description	Q'ty	Applicable Machine No.	Remarks
6-25	93430-07012	CIRCLIP (E-7)	1		
6-26	214-18178-00	ROLLER, change lever	1		
6-27	214-18179-00	GUIDE, change lever	1		
6-28	98501-05010	SCREW, pan head	2		
6-29	92901-05100	WASHER, spring	2		

www.legends-yamaha-enduros.com

Fig.7 SHIFTER B



www.legends-yamaha-enduros.com

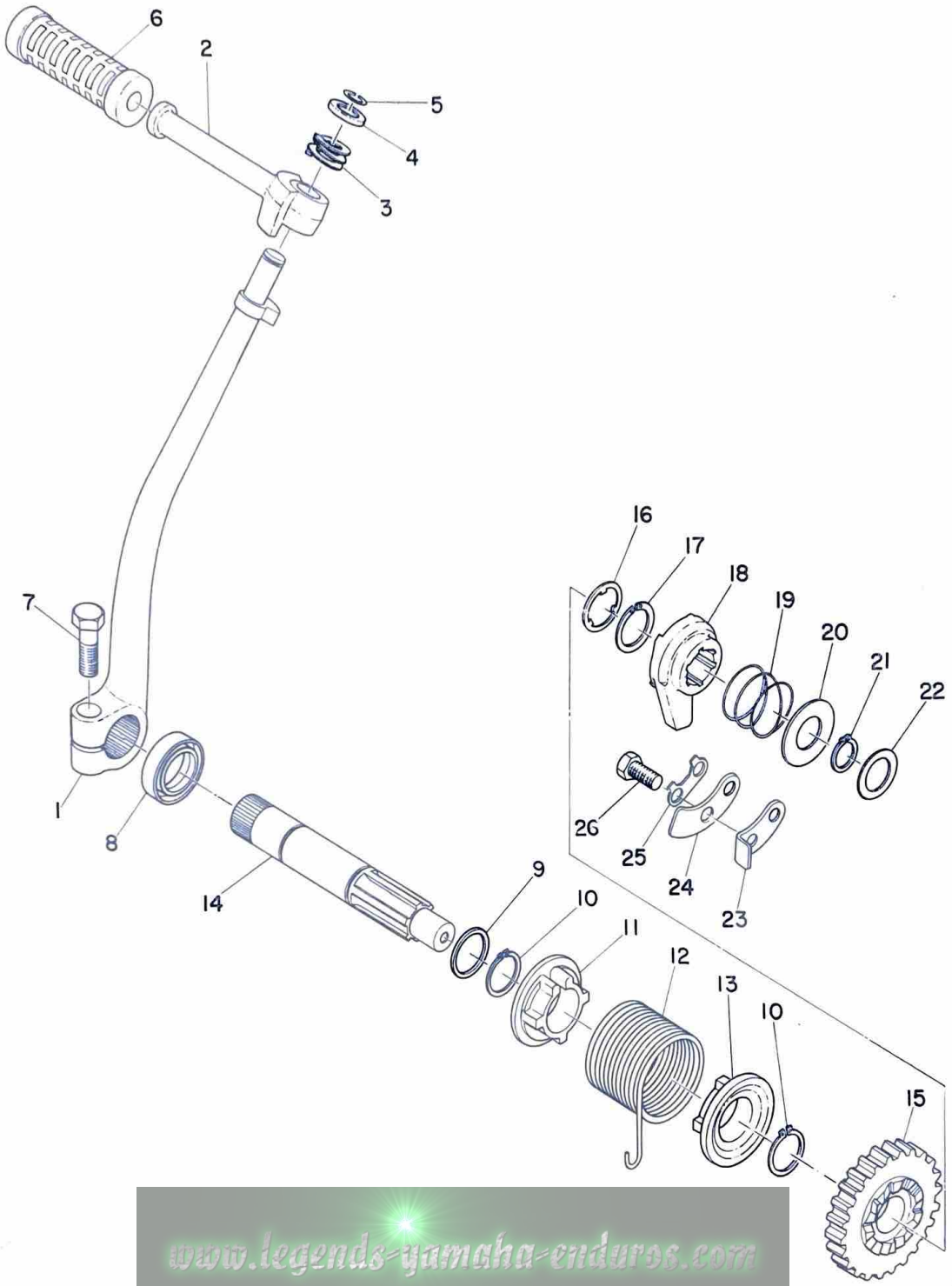


SHIFTER B

Ref. No.	Part No.	Description	Q'ty	Applicable Machine No.	Remarks
7- 1	214-18111-01	PEDAL, change	1		
7- 2	132-18113-01	COVER, change pedal	1		
7- 3	91101-06020	BOLT	1		
7- 4	214-18131-00	BOOT, sealing	1		
7- 5	93101-12004	OIL SEAL (S-12-22-5)	1		
7- 6	214-18125-00	SHAFT, change	1		
7- 7	214-18124-00	SPRING, shaft return	1		
7- 8	214-18121-01	LEVER, change 1	1		
7- 9	214-18186-00	SCREW, adjust	1		
7-10	92801-06100	NUT	1		
7-11	92901-06100	WASHER, spring	1		
7-12	93430-10016	CIRCLIP (E-10)	2		
7-13	150-18138-00	WASHER 2 (12.3-18-0.2)	1		
7-14	124-18129-00	COVER, change shaft	1		
7-15	132-18133-00	SCREW, adjusting	1		
7-16	98801-08300	NUT	1		
7-17	214-18139-02	WASHER, lock	1		

www.legends-yamaha-enduros.com

Fig. 8 STARTER



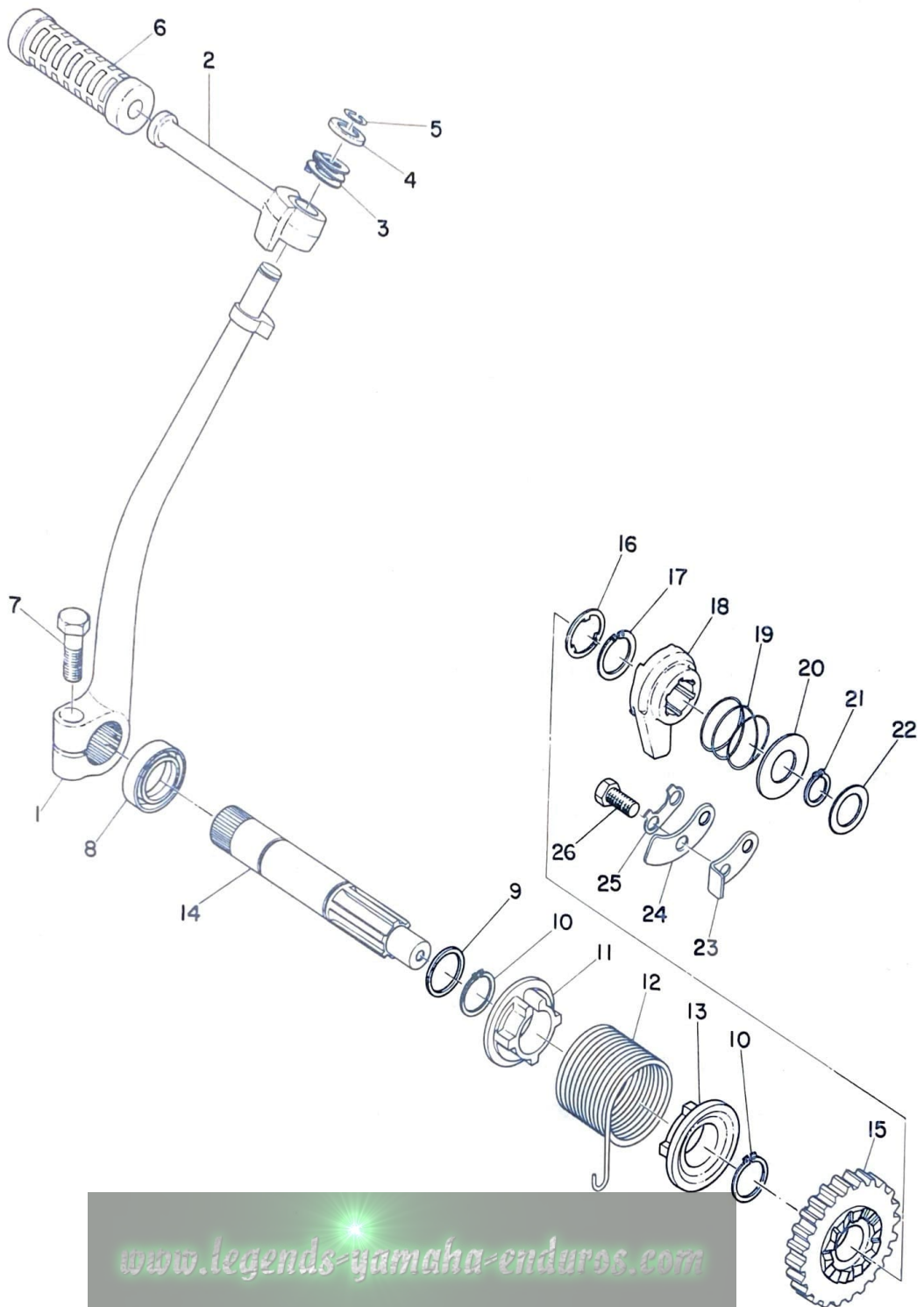
www.legends-yamaha-enduros.com



STARTER

Ref. No.	Part No.	Description	Q'ty	Applicable Machine No.	Remarks
8- 0-1	214-15610-01-93	KICK CRANK ASS'Y	1		
8- 1	214-15611-01	. CRANK, kick	1		Not for sale
8- 2	214-15612-01	. LEVER, kick	1		
8- 3	214-15625-01	. SPRING, kick crank	1		
8- 4	214-15616-00	. WASHER, kick lever	1		
8- 5	214-15617-00	. CLIP, kick lever	1		
8- 6	214-15618-00	COVER, kick lever	1		
8- 7	97201-08030	BOLT	1		
8- 8	93101-20008	OIL SEAL (S-20-30-7)	1		
8- 9	150-17219-00	SHIM 2 (20.2-28-1)	1		
8-10	93410-20009	CIRCLIP (S-20)	2		
8-11	214-15676-00	COVER, spring	1		
8-12	214-15665-00	SPRING, kick	1		
8-13	214-15664-00	GUIDE, spring	1		
8-14	214-15661-00	AXLE, kick	1		
8-15	214-15641-01	GEAR, kick (24T)	1		
8-16	168-15653-00	WASHER	1		
8-17	132-17414-00	CLIP	1		
8-18	214-15671-01	WHEEL, ratchet	1		
8-19	168-15675-00	SPRING, ratchet wheel	1		
8-20	168-15676-00	COVER, spring (15.2-31-1.6)	1		
8-21	93410-15005	CIRCLIP (S-15)	1		
8-22	132-15644-00	SHIM 1 (17.5-24-1.2)	1		
8-23	214-15668-00	STOPPER	1		

Fig. 8 STARTER



www.legends-yamaha-enduros.com

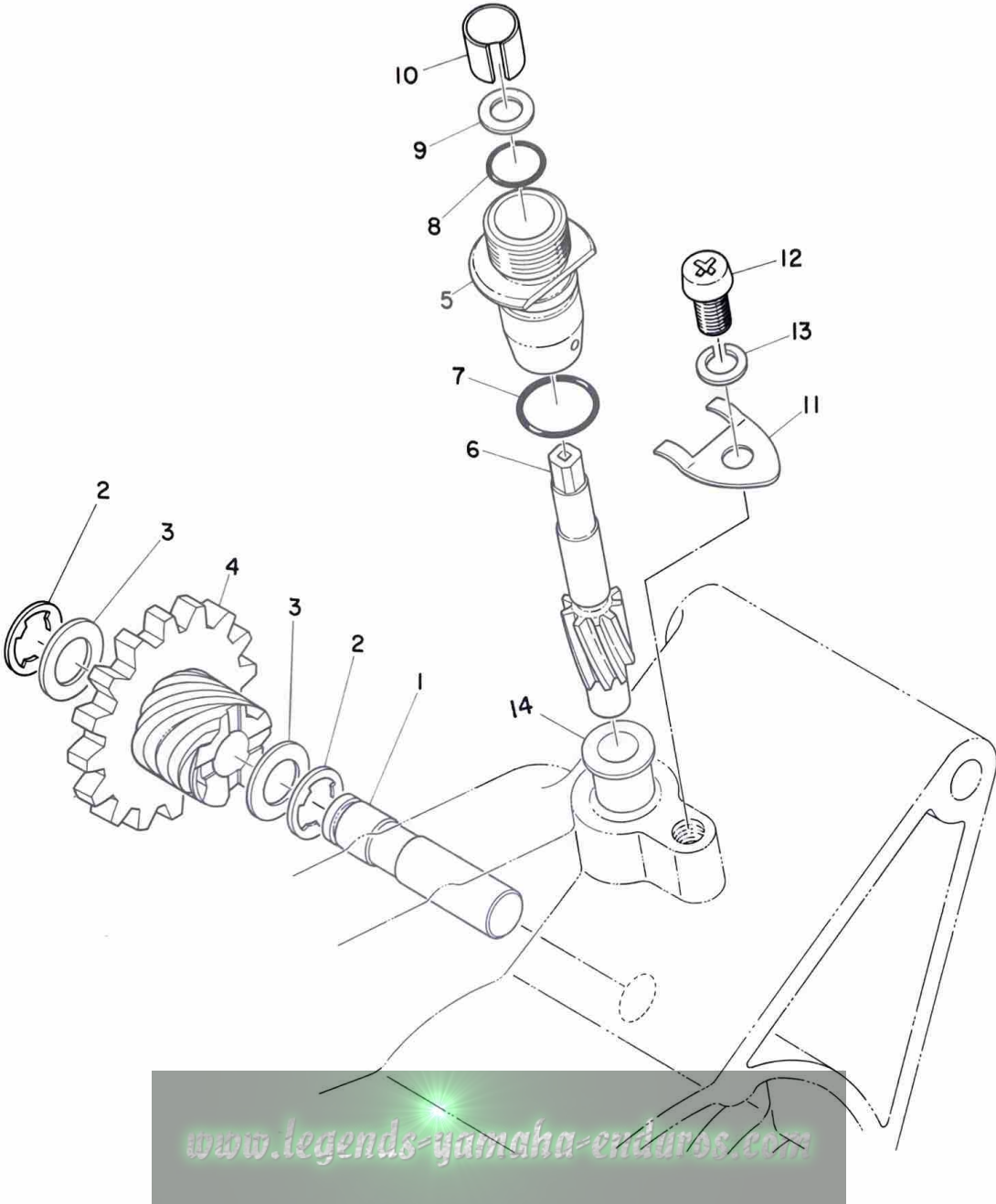


STARTER

Ref. No.	Part No.	Description	Q'ty	Applicable Machine No.	Remarks
8-24	214-15674-00	GUIDE, ratchet wheel	1		
8-25	214-15686-00	WASHER, lock	1		
8-26	214-15684-00	SCREW, ratchet wheel guide	2		

www.legends-yamaha-enduros.com

Fig. 9 TACHOMETER GEAR



www.legends-yamaha-enduros.com

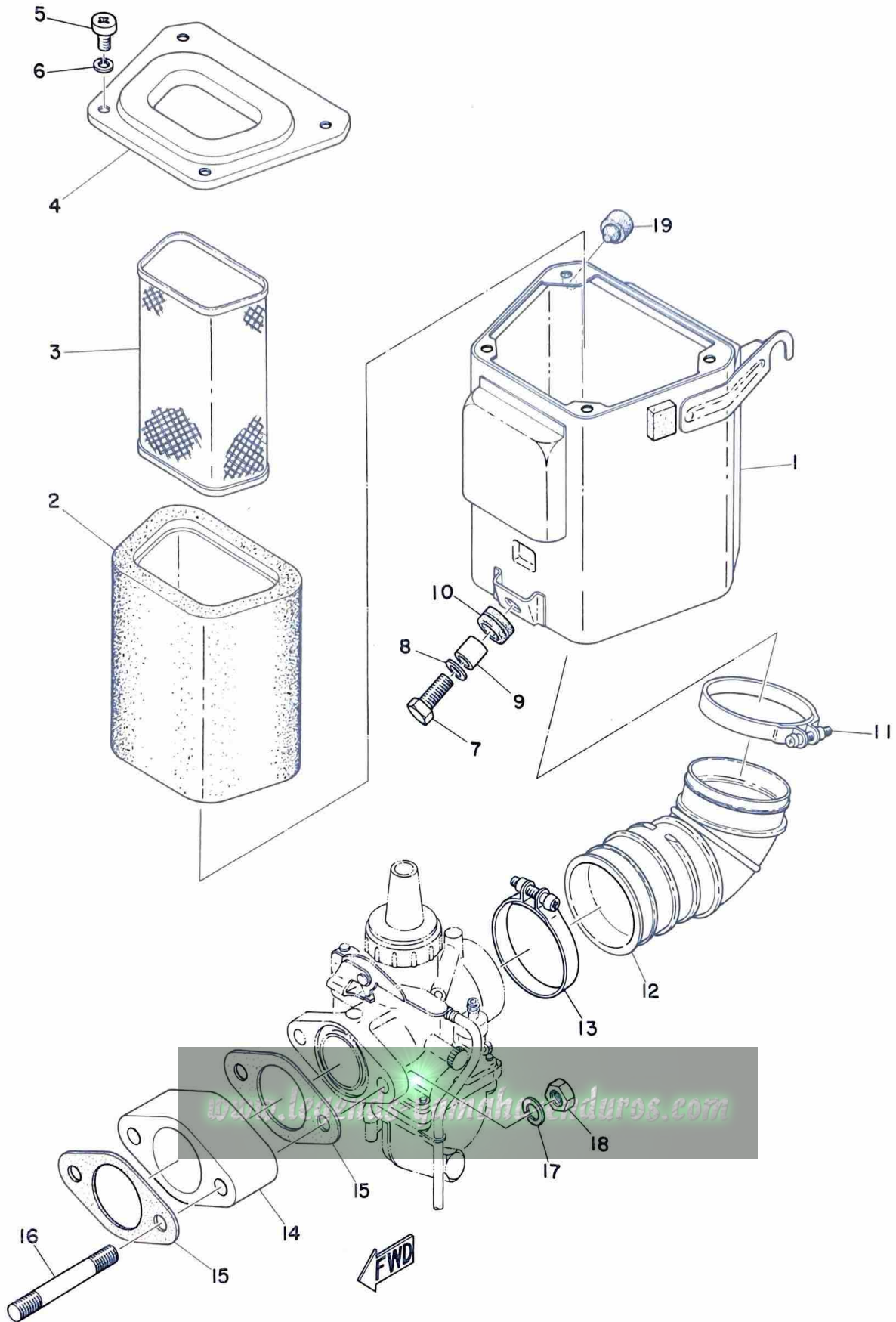


TACHOMETER GEAR

Ref. No.	Part No.	Description	Q'ty	Applicable Machine No.	Remarks
9- 1	214-17861-09	AXLE, drive gear	1		
9- 2	93430-09019	CIRCLIP (E-9)	2		
9- 3	214-17837-00	SHIM (10.2-16-1)	2		
9- 4	214-17830-00	DRIVE GEAR ASS'Y (16T)	1		
9- 5	214-17811-01	HOUSING	1		
9- 6	214-17841-01	GEAR, driven	1		
9- 7	93210-13016	O-RING (1.8-13)	1		
9- 8	93210-07100	O-RING (2.2-7.2)	1		
9- 9	214-17847-00	SHIM (2.5-10.8-0.4)	1		
9-10	214-17815-00	BUSHING	1		
9-11	214-17812-00	STOPPER	1		
9-12	91201-06010	BOLT	1		
9-13	92901-06100	WASHER, spring	1		
9-14	214-17843-00	BUSHING	1		

www.legends-yamaha-enduros.com

Fig. 10 AIR CLEANER

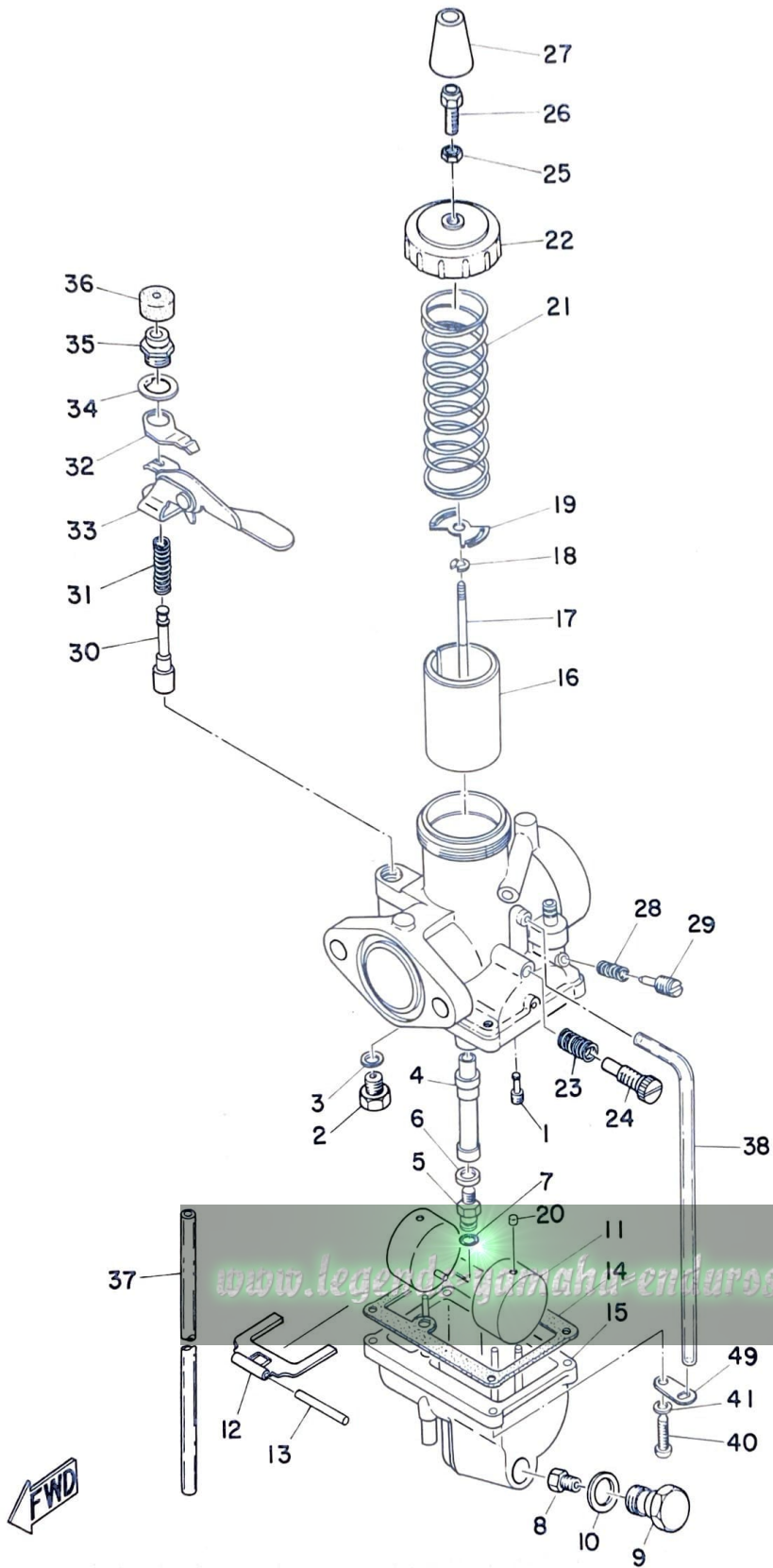


AIR CLEANER

Ref. No.	Part No.	Description	Q'ty	Applicable Machine No.	Remarks
10- 1	275-14411-00	CASE, cleaner	1		
10- 2	214-14451-02	ELEMENT	1		
10- 3	214-14458-00	GUIDE, element	1		
10- 4	275-14412-00	CAP, case	1		
10- 5	92501-06010	SCREW, pan head	4		
10- 6	92901-06100	WASHER, spring	4		
10- 7	91201-06020	BOLT	1		
10- 8	116-28324-00	WASHER, legshield (6.5-20-1.6) ..	1		
10- 9	214-21633-00	COLLAR, fender mount	1		
10-10	214-21717-00	DAMPER, battery box	1		
10-11	214-14455-01	BAND	1		
10-12	214-14453-01	JOINT	1		
10-13	170-14455-00	BAND	1		
10-14	214-13555-01	JOINT	1		
10-15	214-13556-00	GASKET	2		
10-16	214-13558-00	STUD	2		
10-17	92901-08100	WASHER, spring	2		
10-18	98801-08100	NUT	2		
10-19	137-21778-00	DAMPER, oil tank	1		

www.legends-yamaha-enduros.com

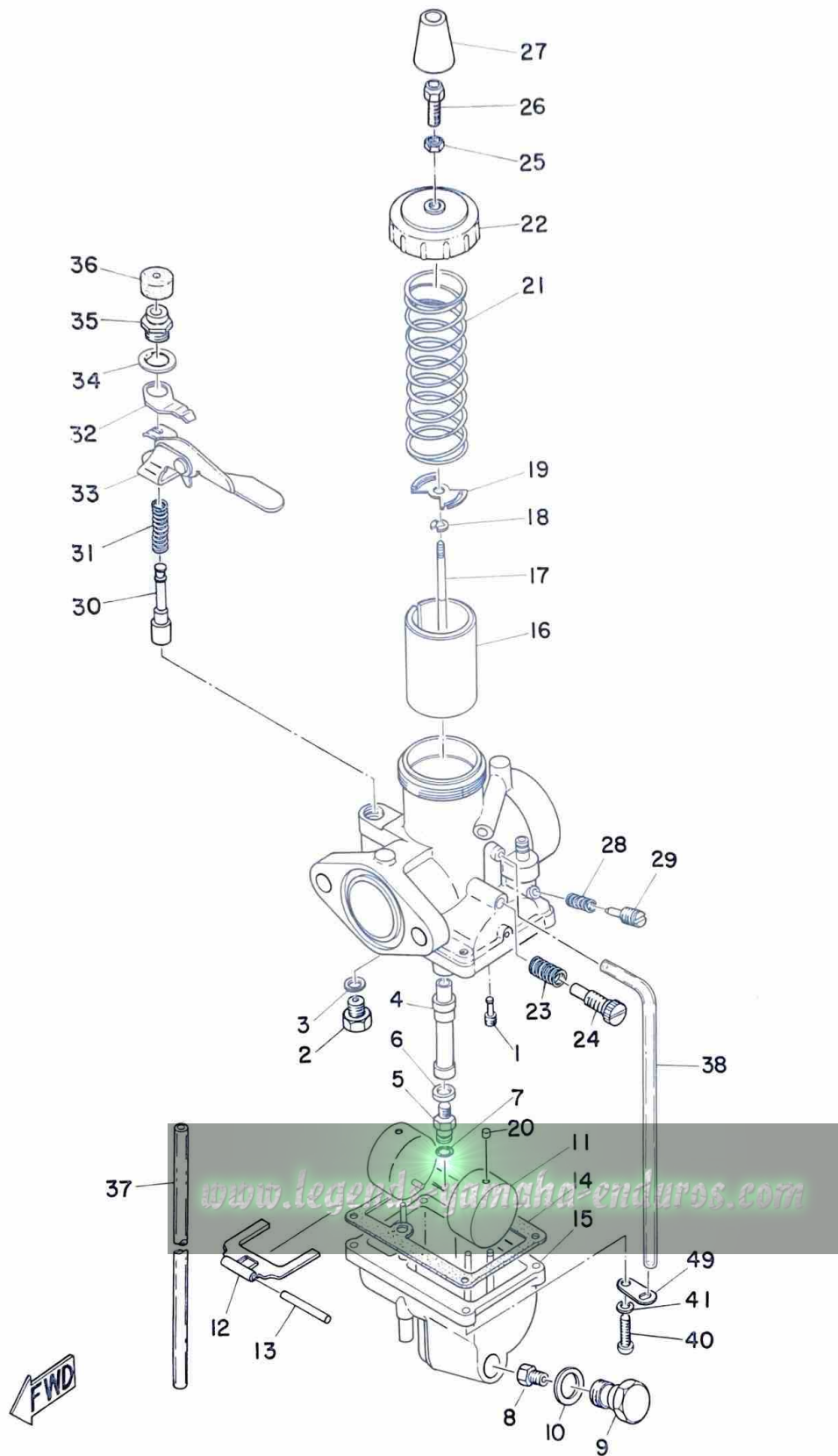
Fig. 11 CARBURETOR



CARBURETOR

Ref. No.	Part No.	Description	Q'ty	Applicable Machine No.	Remarks
11- 0-1	214-14101-61	CARBURETOR ASS'Y	1		
11- 1	193-14142-35	. JET, pilot (#35)	1		
11- 2	168-14190-20	. VALVE SEAT ASS'Y (#2.0)	1		
11- 3	214-14195-00	. WASHER, valve seat	1		
11- 4	214-14141-32	. NOZZLE, main (0-2)	1		
11- 5	214-14145-00	. SETTER, needle jet	1		
11- 6	137-14153-00	. WASHER, main jet	1		
11- 7	214-14147-00	. O-RING	1		
11- 8	137-14143-28	. JET, main (#140)	} U. R 1		S. T. D
	137-14143-30	. JET, main (#150)			
	137-14143-32	. JET, main (#160)			
	137-14143-34	. JET, main (#170)			
	137-14143-36	. JET, main (#180)			
11- 9	214-14166-00	. BOLT, banjo	1		
11-10	214-14198-00	. GASKET	1		
11-11	214-14185-00	. FLOAT	2		
11-12	214-14187-00	. ARM, float	1		
11-13	137-14186-00	. PIN, float	1		
11-14	168-14184-00	. GASKET, float chamber	1		
11-15	214-14181-00	. BODY, float chamber	1		
11-16	211-14112-25	. VALVE, throttle (#2.5)	1		
11-17	168-14116-01	. NEEDLE (5D1-3)	1		
11-18	164-14137-00	. CLIP	1		
11-19	214-14136-00	. SEAT, spring	1		

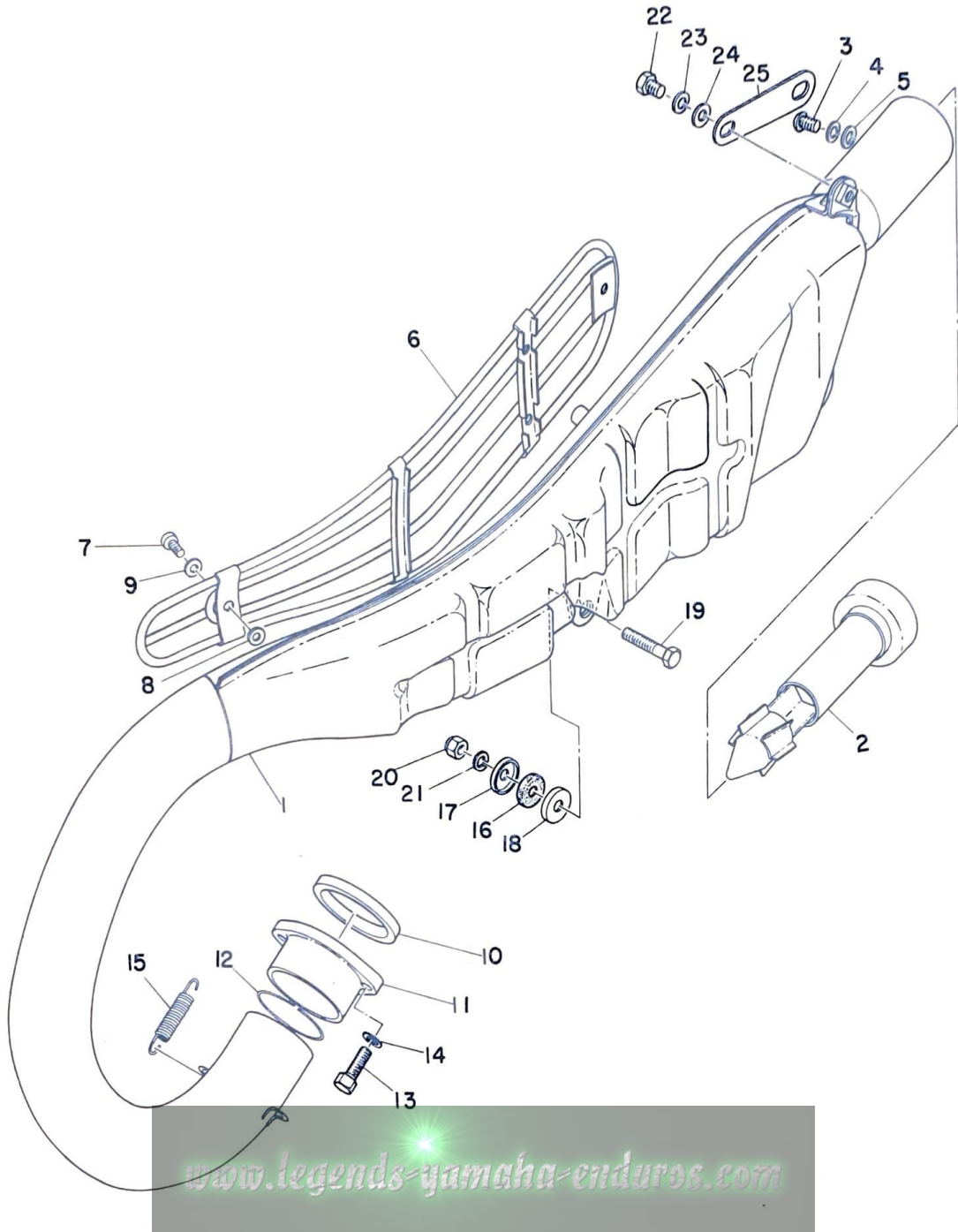
Fig. 11 CARBURETOR



CARBURETOR

Ref. No.	Part No.	Description	Q'ty	Applicable Machine No.	Remarks
11-20	214-14118-00	. CAP	2		
11-21	168-14131-00	. SPRING, throttle valve	1		
11-22	214-14158-01	. TOP, mixing chamber	1		
11-23	137-14133-00	. SPRING, throttle stop	1		
11-24	275-14122-00	. SCREW, throttle	1		
11-25	802-14161-00	. NUT, wire adjusting	1		
11-26	127-14124-20	. SCREW, wire adjusting	1		
11-27	802-14169-00	. CAP	1		
11-28	127-14134-00	. SPRING, air adjusting	1		
11-29	152-14123-00	. SCREW, air adjusting	1		
11-30	132-14171-00	. PLUNGER, starter	1		
11-31	156-14135-00	. SPRING, plunger	1		
11-32	170-14178-00	. PLATE, starter lever	1		
11-33	214-14175-00	. LEVER, starter	1		
11-34	132-14179-00	. WASHER, starter lever	1		
11-35	132-14174-00	. CAP, plunger	1		
11-36	132-14173-00	. COVER, plunger cap	1		
11-37	183-14197-01	. PIPE, over flow (3-160)	1		
11-38	214-14197-00	. PIPE, airvent (3-140)	1		
11-39	132-14146-00	. PLATE	1		
11-40	98501-04015	. SCREW, pan head	4		
11-41	92901-04100	. WASHER, spring	4		

Fig. 12 MUFFLER

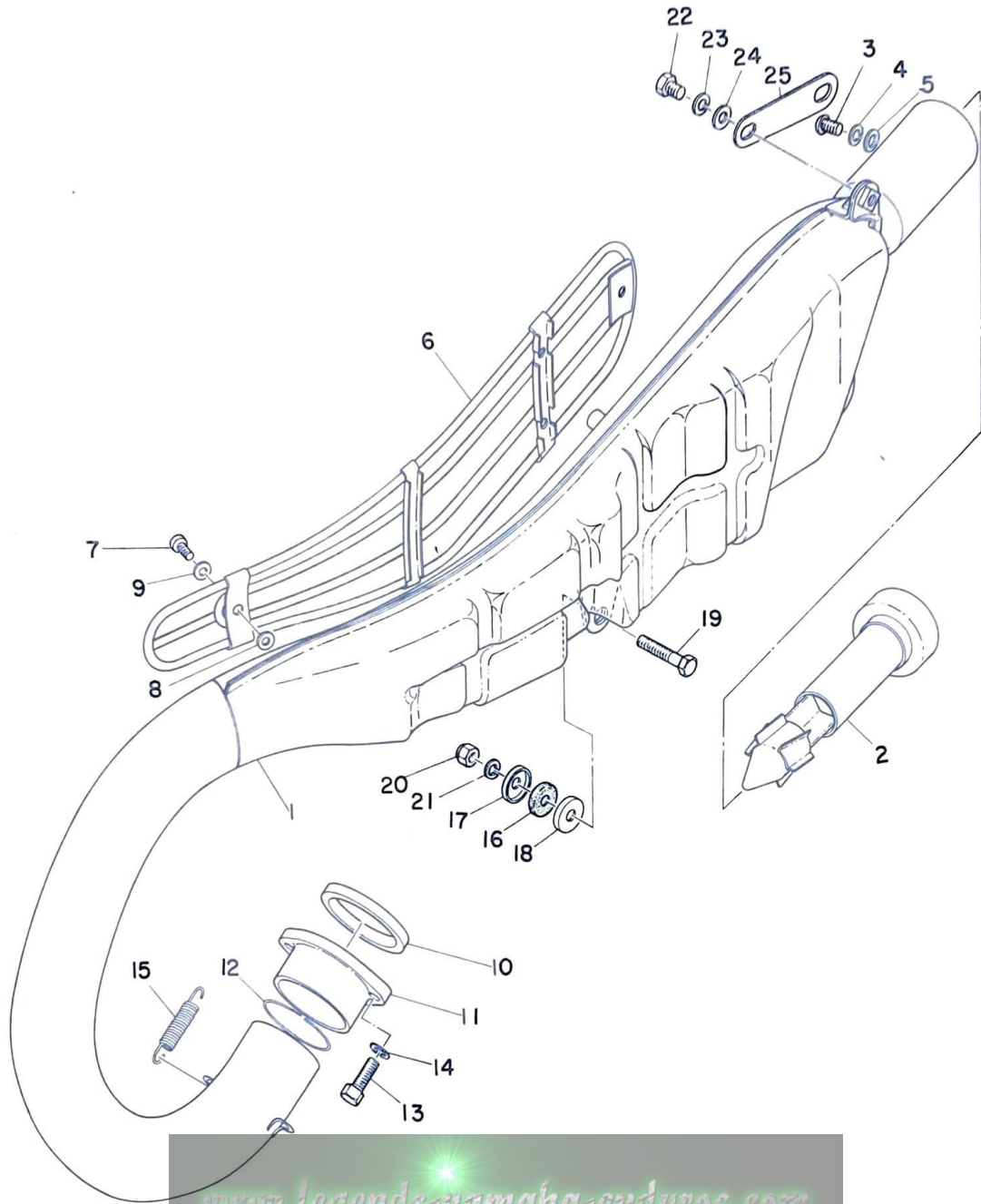


MUFFLER

Ref. No.	Part No.	Description	Q'ty	Applicable Machine No.	Remarks
12- 1	291-14610-30	EXHAUST PIPE ASS'Y	1		
12- 2	291-14752-30	. PIPE, outlet	1		
12- 3	92501-06010	. SCREW, pan head	1		
12- 4	92901-06100	. WASHER, spring	1		
12- 5	92901-06200	. WASHER, plain	1		
12- 6	214-14718-00	PROTECTOR	1		
12- 7	91903-06012	SCREW, blind	4		
12- 8	214-14766-00	WASHER, protector (6.2-12-3.0) ..	4		
12- 9	178-14766-00	WASHER, protector (6.2-12-1.5) ..	4		
12-10	214-14613-00	GASKET, exhaust pipe	1		
12-11	214-14612-00	NUT, ring	1		
12-12	214-14623-00	GASKET	1		
12-13	91102-06020	BOLT	2		
12-14	92901-06100	WASHER, spring	2		
12-15	214-14683-01	SPRING, hook	2		
12-16	214-14763-02	SPACER	1		
12-17	214-14793-01	PLATE, muffler	1		
12-18	214-14794-00	PLATE, muffler 2	1		
12-19	91201-06035	BOLT	1		
12-20	214-21635-00	NUT, crown	1		
12-21	92901-06100	WASHER, spring	1		
12-22	91201-06015	BOLT	1		
12-23	92901-06100	WASHER, spring	1		
12-24	92901-06200	WASHER, plain	1		

www.legends-yamaha-enduros.com

Fig. 12 MUFFLER



www.legends-yamaha-enduros.com

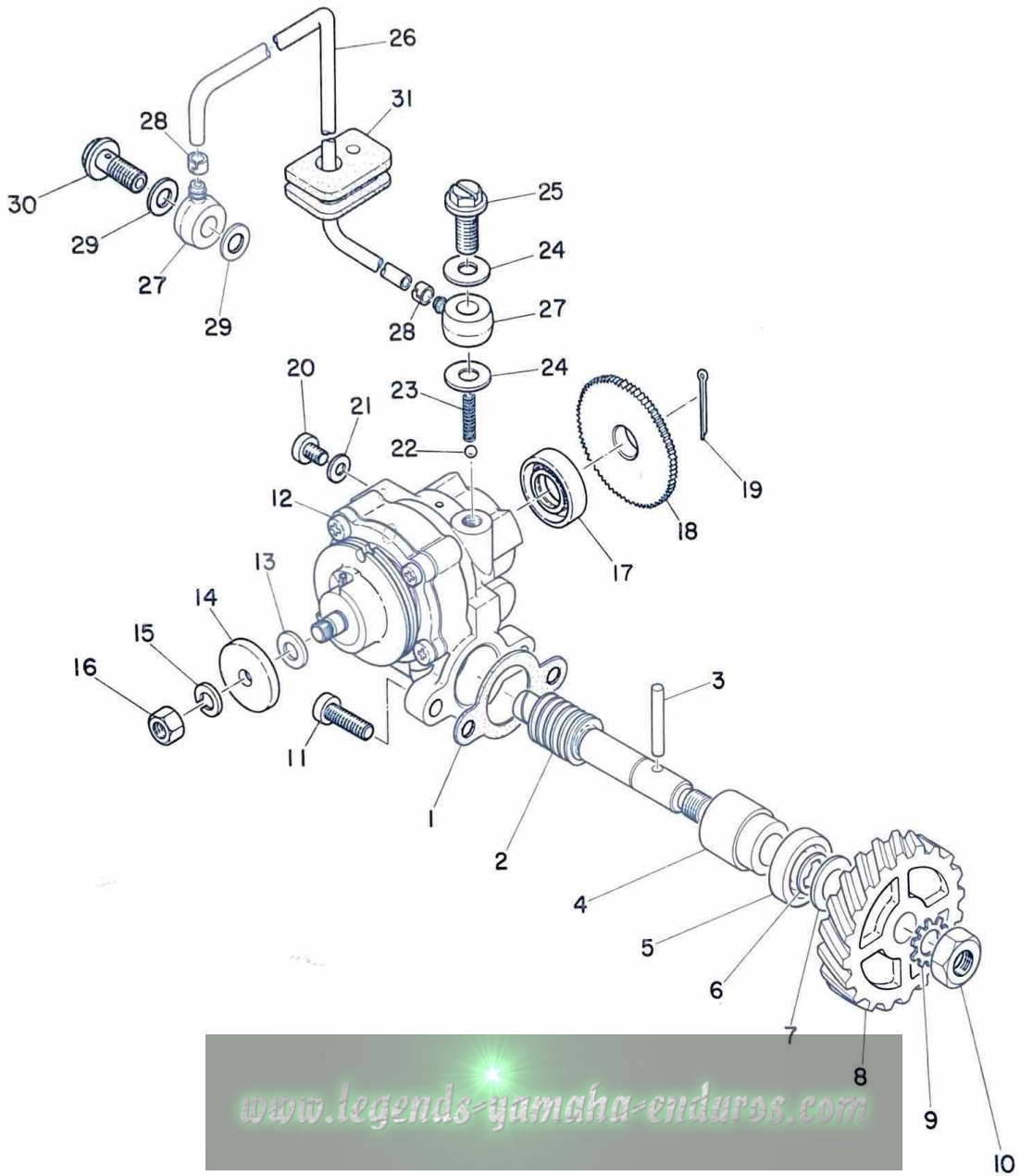


MUFFLER

Ref. No.	Part. No.	Description	Q'ty	Applicable Machine No.	Remarks
12-25	214-14771-00	STAY, muffler	1		

www.legends-yamaha-enduros.com

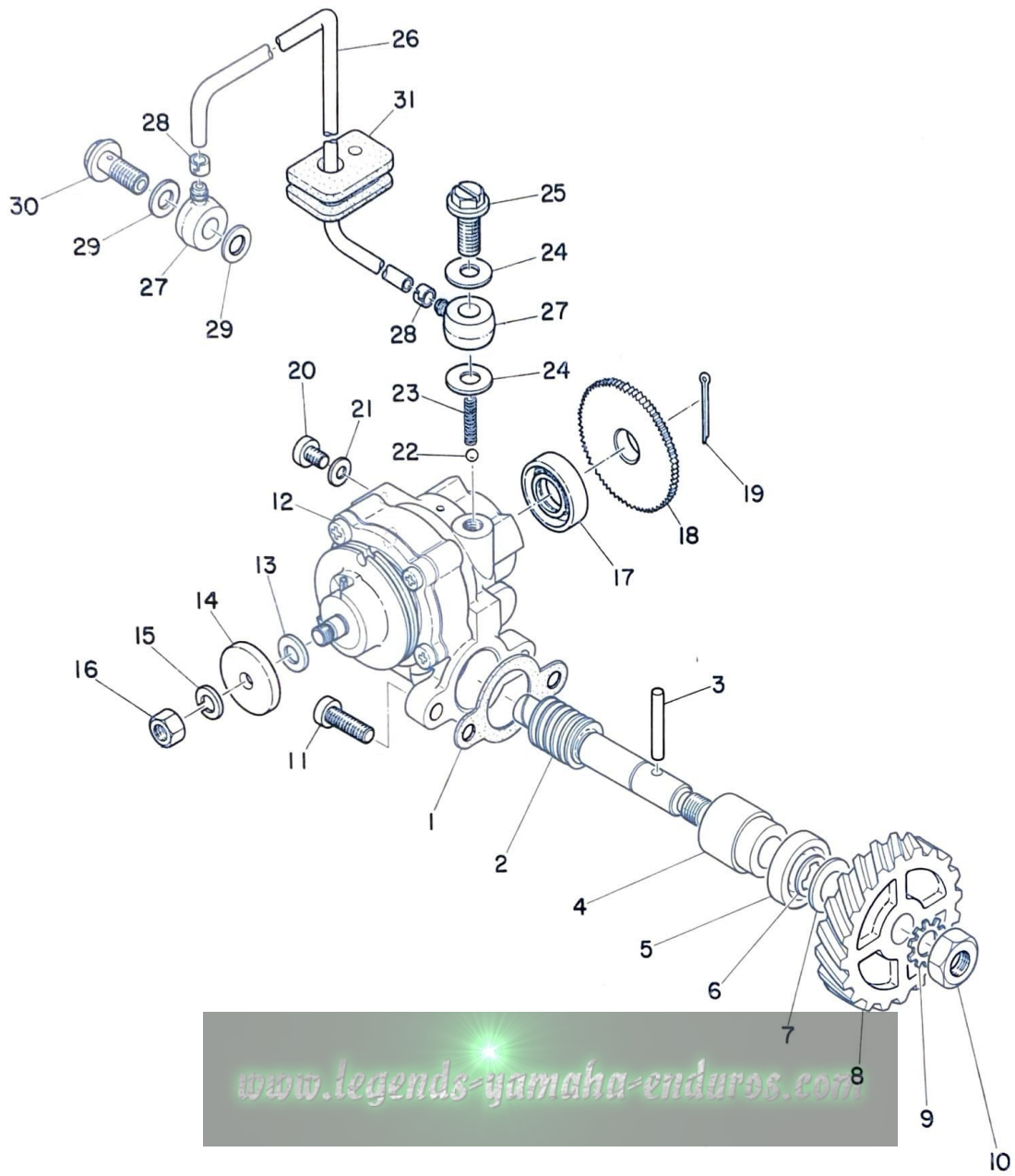
Fig. 13 OIL PUMP



OIL PUMP

Ref. No.	Part No.	Description	Q'ty	Applicable Machine No.	Remarks
13- 1	126-13116-00	GASKET, pump case	1		
13- 2	214-13175-01	SHAFT, worm	1		
13- 3	93603-22028	PIN, dowel (3-22)	1		
13- 4	137-13176-00	METAL, worm shaft outer	1		
13- 5	93101-10002	OIL SEAL (S-10-22-7)	1		
13- 6	93430-08006	CIRCLIP (E-8)	1		
13- 7	102-18138-00	WASHER (10.2-24-1.0)	1		
13- 8	214-13178-01	GEAR, pump drive	1		
13- 9	92901-08400	WASHER, tooth	1		
13-10	98801-08300	NUT	1		
13-11	98501-05015	SCREW, pan head	2		
13- 0-1	214-13101-02	OIL PUMP ASS'Y	1		
13-12	214-13110-01	. PUMP CASE ASS'Y	1		Not for sale
13-13	137-13137-00	. SHIM, plunger (5.8-10-0.1)	U. R		
13-14	137-13138-01	. PLATE, adjusting	1		
13-15	92901-05100	. WASHER, spring	1		
13-16	98801-05200	. NUT	1		
13-17	93101-10001	. OIL SEAL (S-10-21-5)	1		
13-18	137-13128-00	. PLATE, starter	1		
13-19	91401-12018	. PIN, cotter	1		
13-20	92501-04005	. SCREW, pan head	1		
13-21	137-13187-00	. GASKET, breather (4.2-8.5-0.5)	1		
13-22	93505-32002	. BALL (5/32 inch)	1		

Fig. 13 OIL PUMP

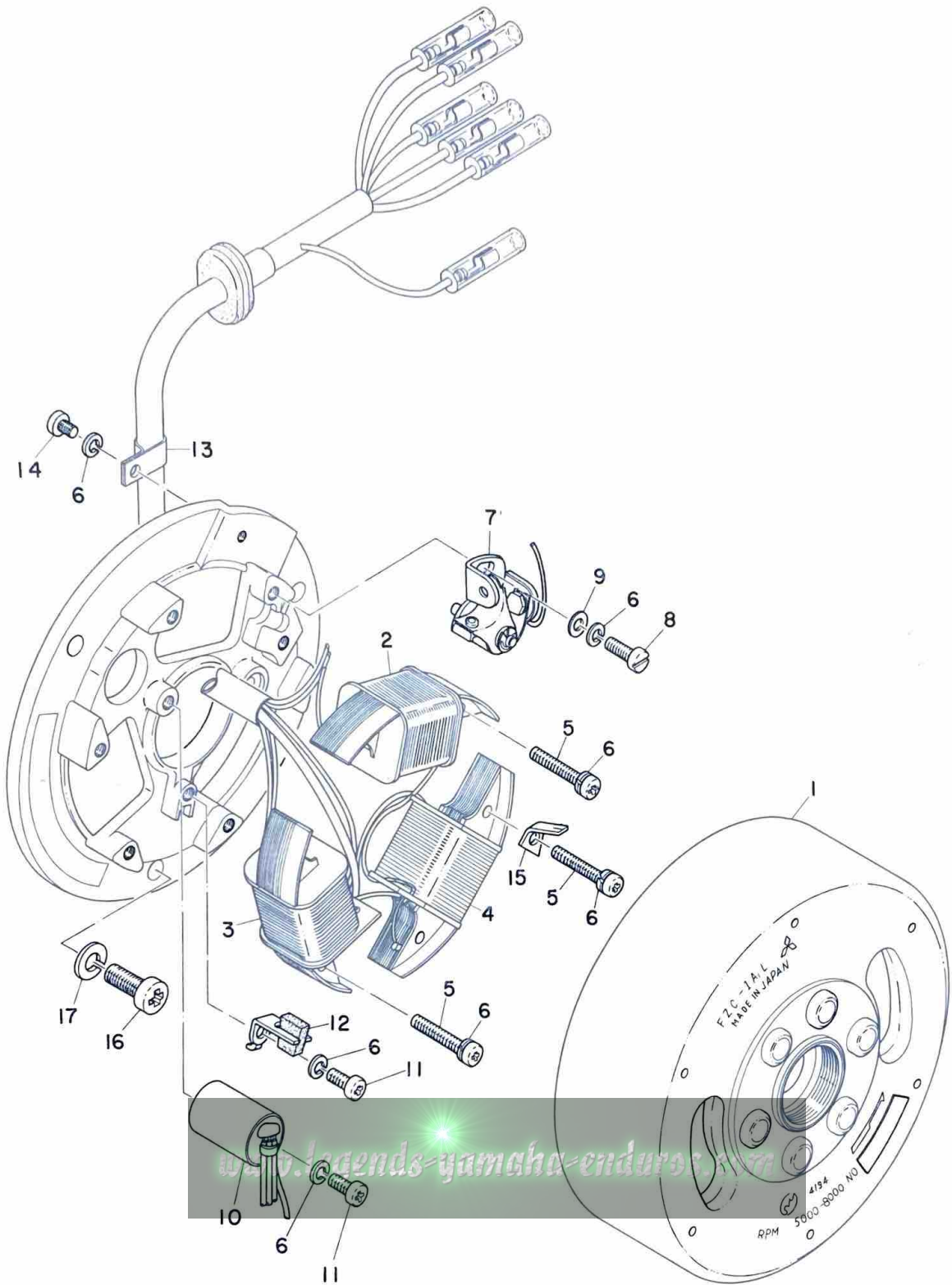


OIL PUMP

Ref. No.	Part No.	Description	Q'ty	Applicable Machine No.	Remarks
13-23	137-13169-00	. SPRING, check ball	1		
13-24	137-13167-00	. GASKET, banjo bolt (6-13-0.5) ..	1		
13-25	137-13165-00	. BOLT, banjo	1		
13-26	214-13161-01	. PIPE, delivery	1		
13-27	214-13162-00	. BANJO	2		
13-28	214-13164-00	. CLIP, delivery pipe	2		
13-29	137-13167-00	GASKET, banjo bolt (6-13-0.5) ...	2		
13-30	137-13165-00	BOLT, banjo	1		
13-31	214-13174-01	HOLDER, oil pipe	1		

www.legends-yamaha-enduros.com

Fig. 14 FLYWHEEL MAGNETO



FLYWHEEL MAGNETO

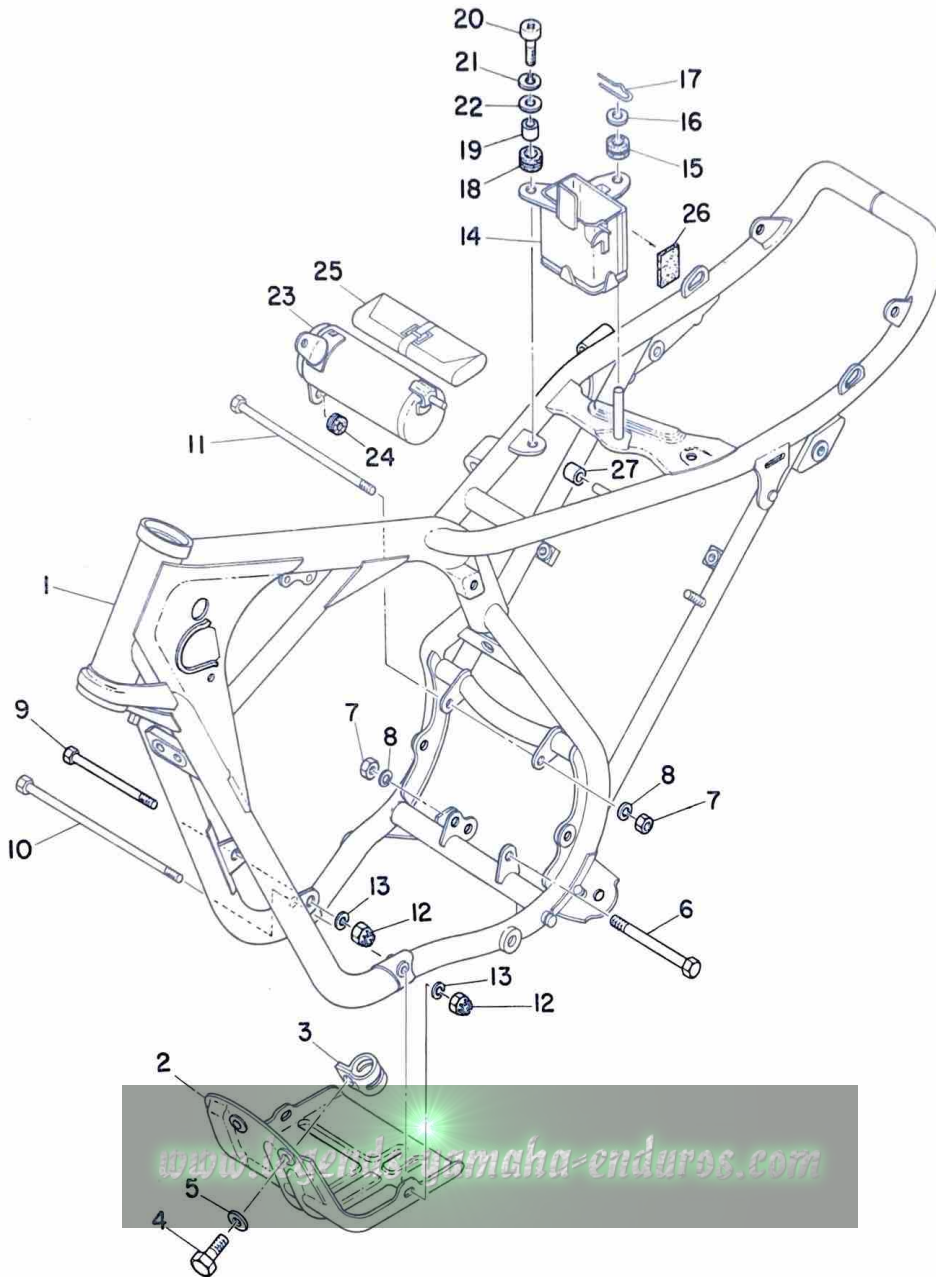
Ref. No.	Part No.	Description	Q'ty	Applicable Machine No.	Remarks
14- 0-1	233-81300-20	FLYWHEEL MAGNETO ASS'Y	... 1		
14- 1	214-81350-22	. ROTOR ASS'Y	1		
14- 2	214-81312-21	. COIL, source	1		
14- 3	233-81313-20	. COIL, lighting	1		
14- 4	233-81314-20	. COIL, lighting 2	1		
14- 5	110-81348-20	. SCREW, pan head	6		
14- 6	92901-04100	. WASHER, spring	10		
14- 7	214-81321-20	. CONTACT BREAKER ASS'Y	1		
14- 8	110-81347-20	. SCREW, cylinder head	1		
14- 9	92901-04200	. WASHER, plain	1		
14-10	214-81326-20	. CONDENSER	1		
14-11	110-81347-20	. SCREW, pan head	2		
14-12	120-81331-20	. LUBRICATOR	1		
14-13	104-81328-20	. CLAMP, lead	1		
14-14	110-81345-20	. SCREW, pan head	1		
14-15	214-81332-21	. PLATE, timing	1		
14-16	92501-06015	SCREW, pan head	3		
14-17	92901-06100	WASHER, spring	3		



CHASSIS



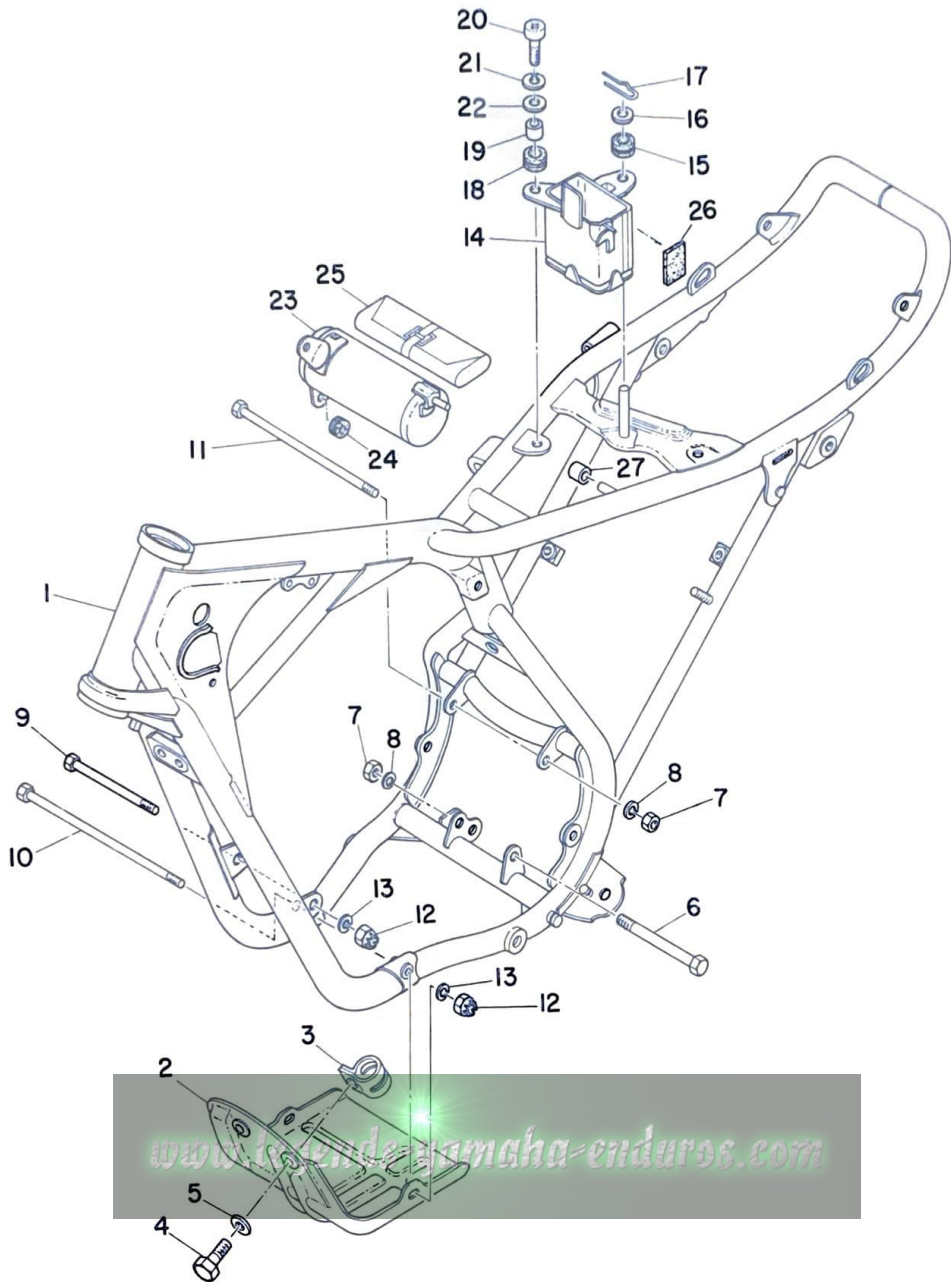
Fig. 15 FRAME



FRAME

Ref. No.	Part No.	Description	Q'ty	Applicable Machine No.	Remarks
15- 1	275-21110-01-33	FRAME COMP.	1		
15- 2	214-21471-00	PROTECTOR, engine	1		
15- 3	214-21433-00	BRACKET, protector front	2		
15- 4	91201-06012	BOLT	2		
15- 5	92901-06200	WASHER, plain	2		
15- 6	214-21483-00	BOLT, engine mounting 3	1		
15- 7	214-21494-00	NUT	2		
15- 8	92901-10100	WASHER, spring	2		
15- 9	214-21481-00	BOLT, engine mounting 1	1		
15-10	214-21482-00	BOLT, engine mounting 2	1		
15-11	156-21483-00	BOLT, engine mounting	1		
15-12	183-22143-00	NUT	2		
15-13	92901-08100	WASHER, spring	2		
15-14	214-21240-10	BATTERY BOX COMP.	1		
15-15	214-21747-00	DAMPER, battery box 2	1		
15-16	156-83524-00	WASHER, special	1		
15-17	156-83525-00	CLIP	1		
15-18	214-21717-00	DAMPER, battery box 1	1		
15-19	214-21633-00	COLLAR, fender mount 1	1		
15-20	92501-06025	SCREW, pan head	1		
15-21	92901-06100	WASHER, spring	1		
15-22	116-28324-00	WASHER, leg shield 2	1		
15-23	214-21170-00-33	TOOL BOX COMP.	1		
15-24	214-21746-00	DAMPER, tool box	1		

Fig. 15 FRAME

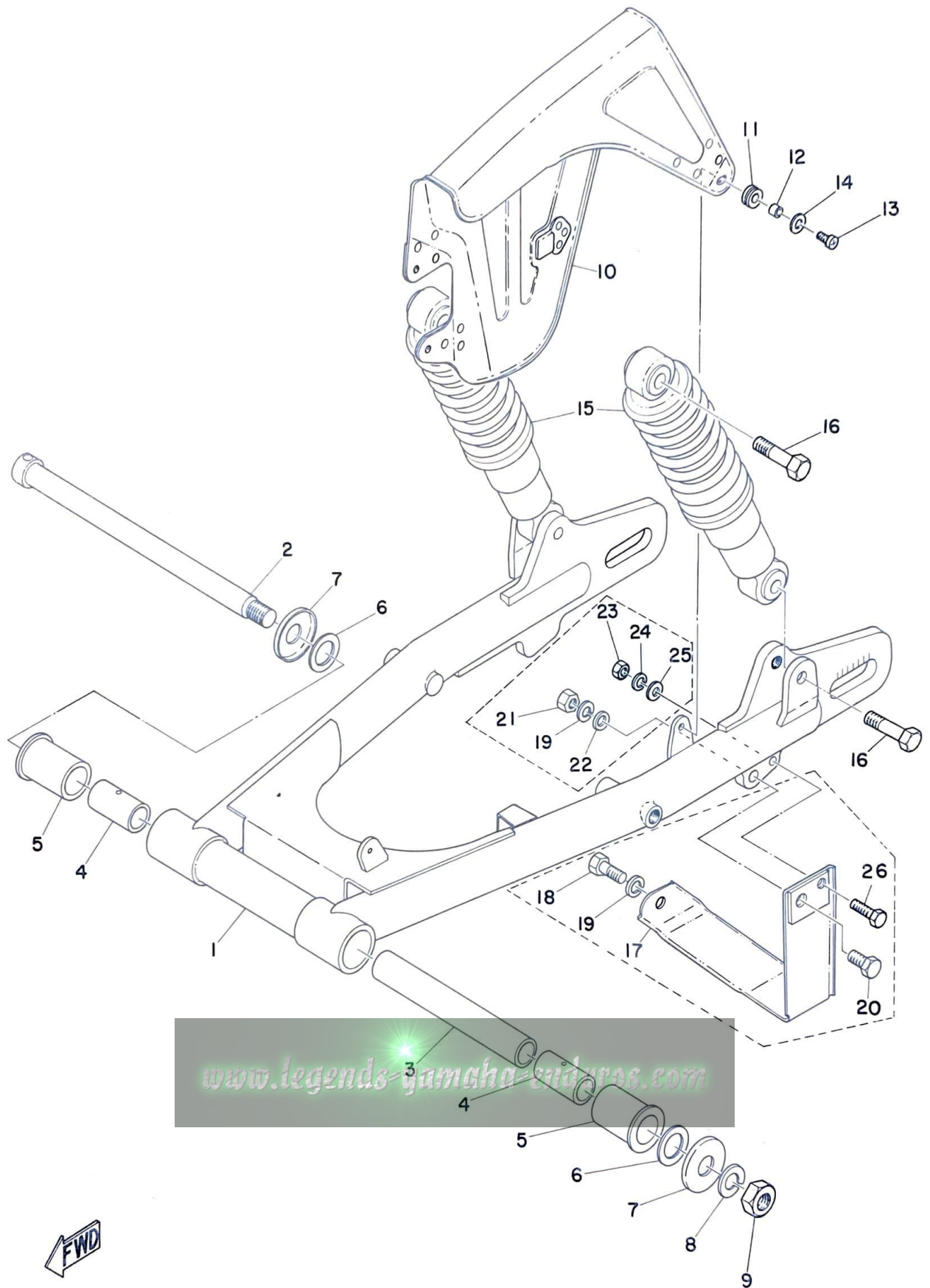


FRAME

Ref. No.	Part No.	Description	Q'ty	Applicable Machine No.	Remarks
15-25	214-28100-01	TOOL ASS'Y	1		
15-26	214-21268-00	SEAL, battery box	1		
15-27	214-21729-00	DAMPER, battery box 3	1		

www.legends-yamaha-enduros.com

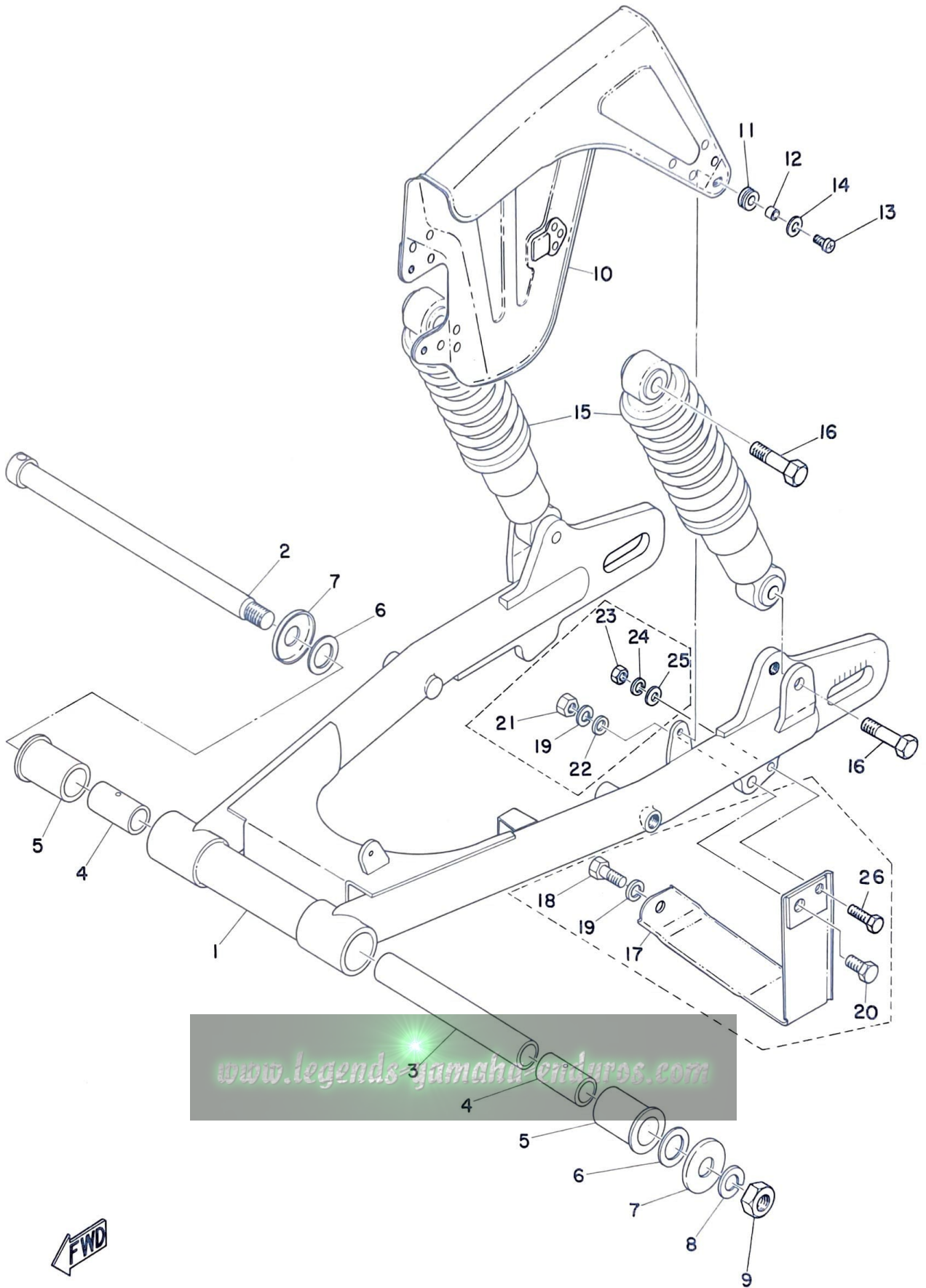
Fig. 16 REAR ARM & REAR CUSHION



REAR ARM & REAR CUSHION

Ref. No.	Part No.	Description	Q'ty	Applicable Machine No.	Remarks
16- 1	275-22110-00-33	REAR ARM COMP.	1		
16- 2	275-22141-00	SHAFT, pivot	1		
16- 3	150-22126-00	COLLAR, distance	1		
16- 4	150-22124-00	BUSHING 2	2		
16- 5	148-22123-00	BUSHING 1	2		
16- 6	156-22127-00	SHIM (19-30-0.3)	U. R		
16- 7	150-22128-00	COVER, thrust	2		
16- 8	92901-14100	WASHER, spring	1		
16- 9	98801-14100	NUT	1		
16-10	214-22311-00-35	CASE, chain	1		
16-11	141-82596-00	GROMMET	3		
16-12	214-22317-00	SPACER, chain case	3		
16-13	98501-05010	SCREW, pan head	3		
16-14	136-22316-00	WASHER, chain case (5.5-14-1.0)	3		
16-15	291-22210-70	REAR CUSHION ASS'Y	2		
16-16	214-22241-00	BOLT, rear cushion	4		
ALTERNATE PARTS					
16-17	214-22318-01	GUARD, chain	1		
16-18	97201-08015	BOLT	1		
16-19	92901-08100	WASHER, spring	2		
16-20	97201-08025	BOLT	1		
16-21	98801-08100	NUT	1		
16-22	92901-08200	WASHER, spring	1		
16-23	92801-06100	NUT	1		

Fig. 16 REAR ARM & REAR CUSHION



www.legends-jamahi-enduros.com

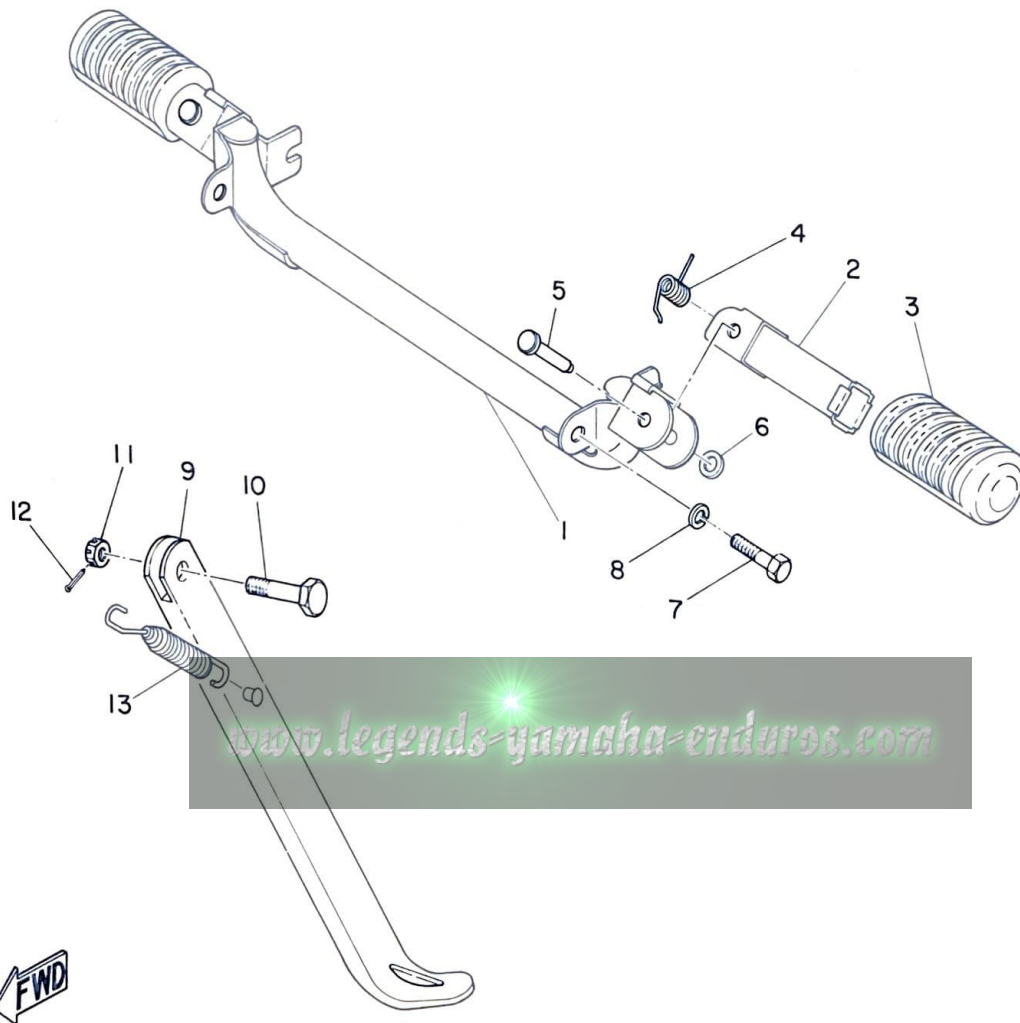
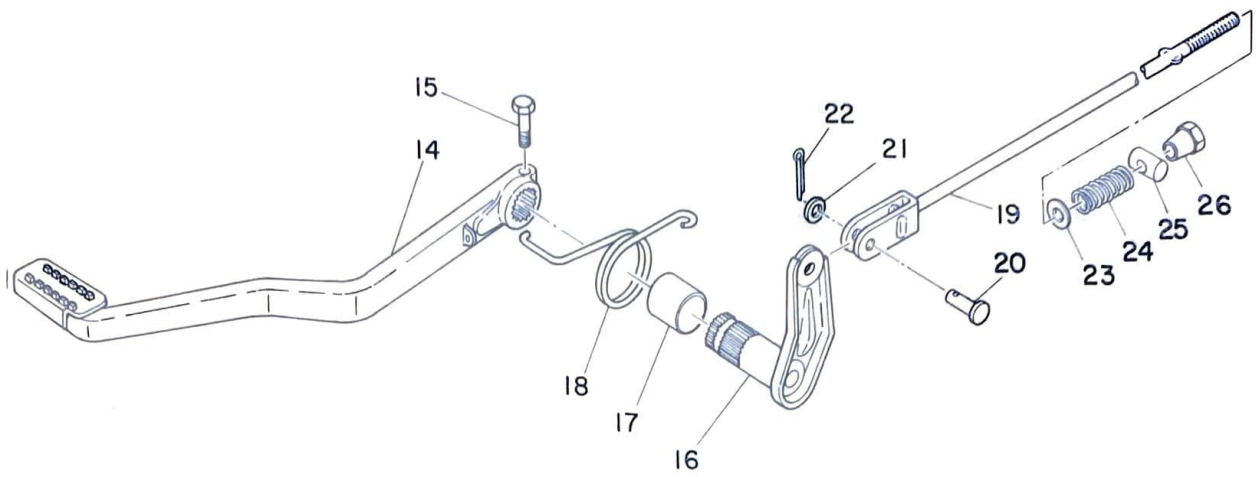


REAR ARM & REAR CUSHION

Ref. No.	Part No.	Description	Q'ty	Applicable Machine No.	Remarks
16-24	92901-06100	WASHER, spring	1		
16-25	92901-06200	WASHER, plain	1		
16-26	91201-06020	BOLT	1		

www.legends-yamaha-enduros.com

Fig. 17 STAND, FOOTREST & REAR BRAKE PEDAL

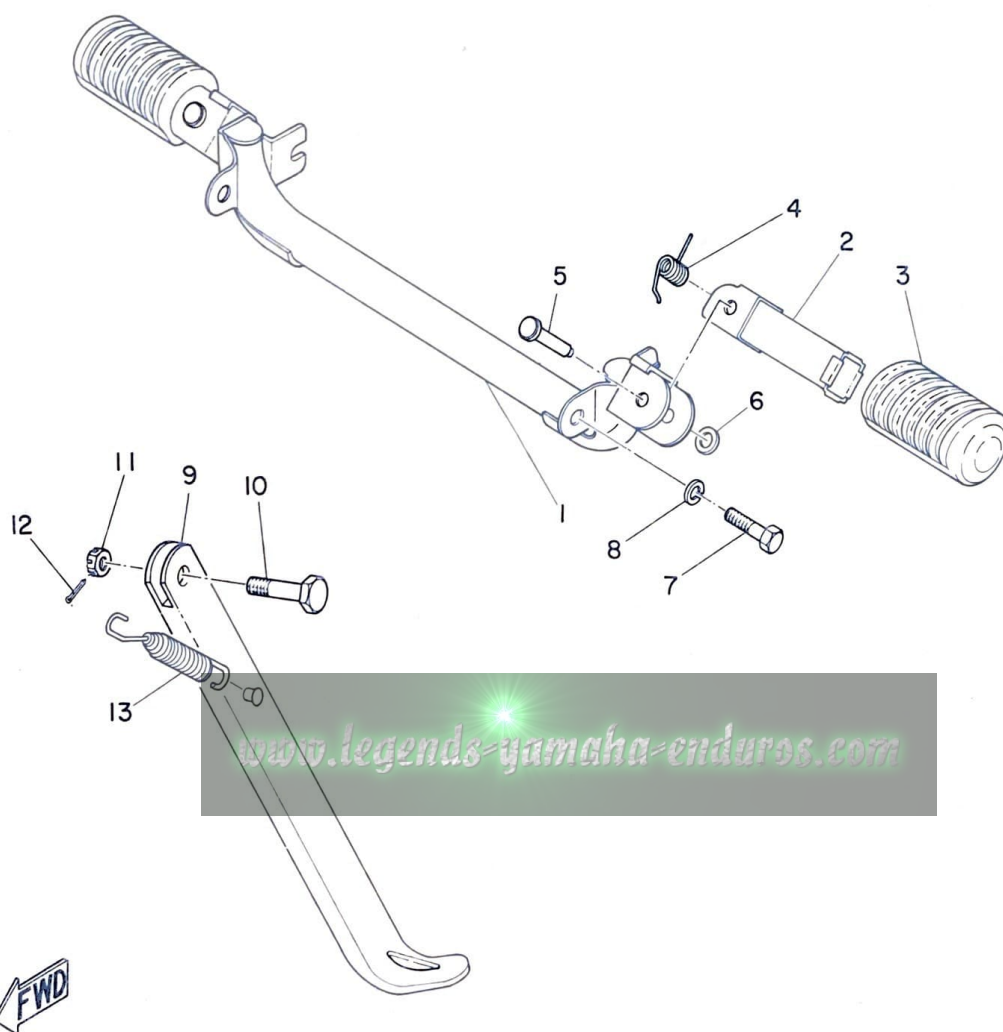
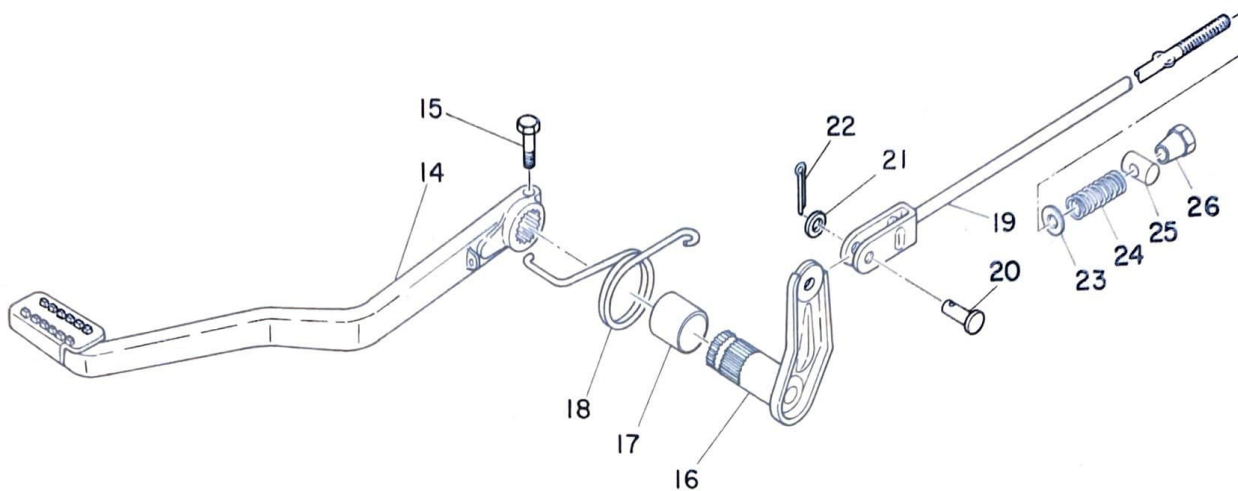


STAND, FOOTREST & REAR BRAKE PEDAL

Ref. No.	Part No.	Description	Q'ty	Applicable Machine No.	Remarks
17- 1	214-27411-00	FOOTREST	1		
17- 2	214-27421-00	FOOTREST	2		
17- 3	214-27413-00	COVER, footrest	2		
17- 4	214-27426-00	SPRING, return	2		
17- 5	214-27418-00	PIN, clevis	2		
17- 6	214-27417-00	WASHER, special (6.5-18-0.6) ..	2		
17- 7	97101-08020	BOLT	2		
17- 8	92901-08100	WASHER, spring	2		
17- 9	214-27311-01	STAND, side	1		
17-10	278-27317-00	BOLT, side stand	1		
17-11	98803-10500	NUT, slotted	1		
17-12	91403-20025	PIN, cotter	1		
17-13	214-27316-00	SPRING	1		
17-14	214-27211-00-33	PEDAL, brake	1		
17-15	91201-06025	BOLT	1		
17-16	214-27212-00	SHAFT, brake	1		
17-17	214-27213-00	COLLAR	1		
17-18	214-27216-00	SPRING, return	1		
17-19	275-27231-00	ROD, brake	1		
17-20	248-27228-00	PIN, link joint	1		
17-21	92901-06200	WASHER, plain	1		
17-22	91401-25012	PIN, cotter	1		
17-23	92901-06200	WASHER, plain	1		
17-24	180-27236-00	SPRING, rod	1		

www.legends-yamaha-enduros.com

Fig. 17 STAND, FOOTREST & REAR BRAKE PEDAL



www.legends-yamaha-enduros.com

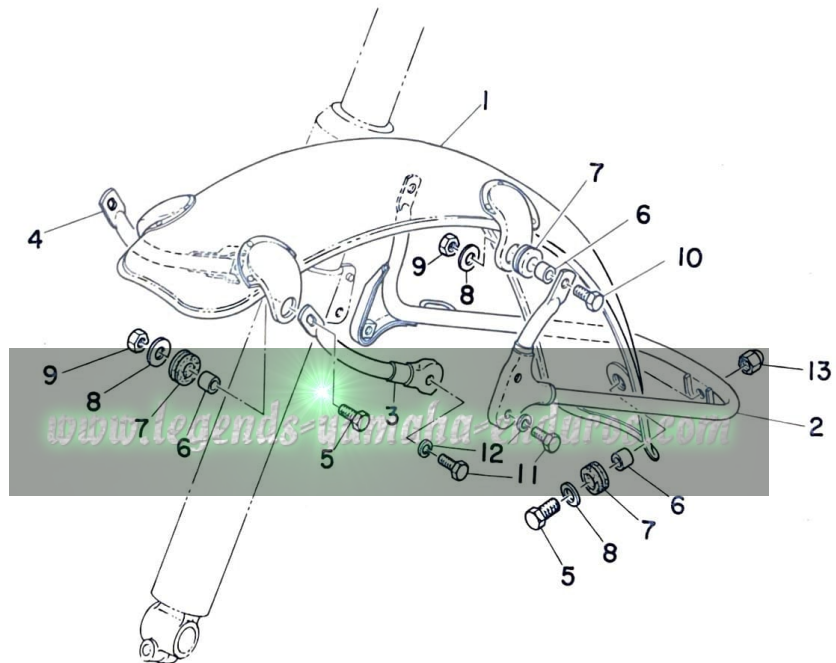
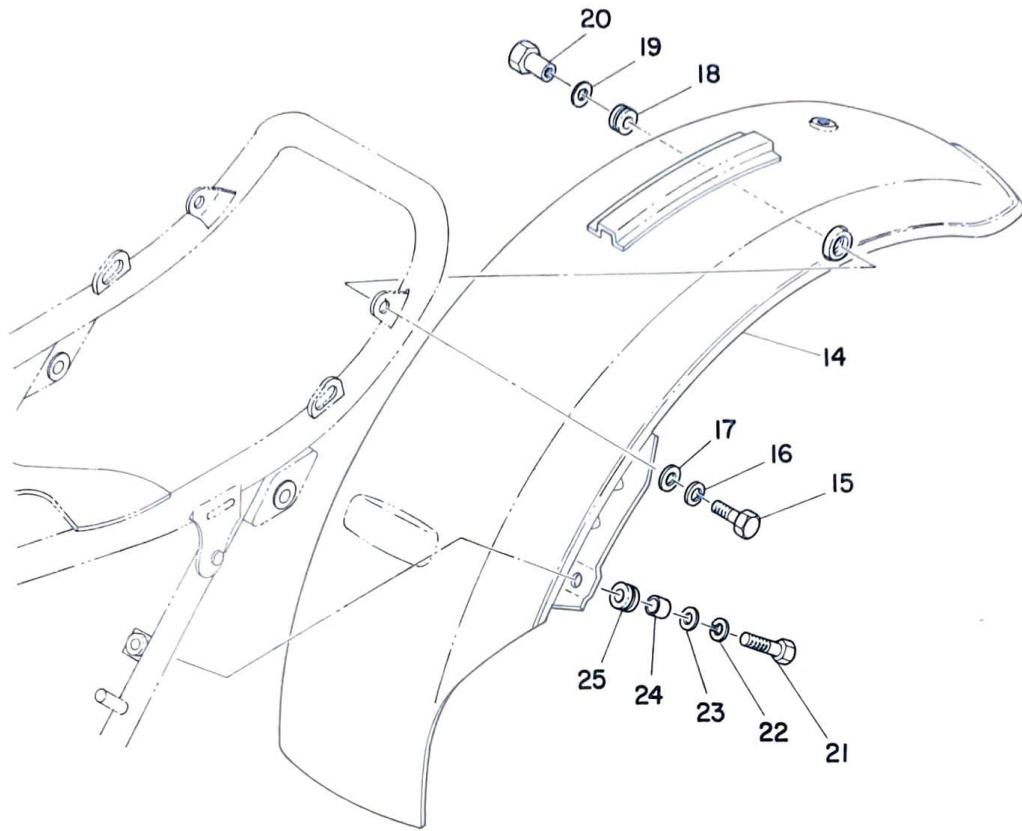


STAND, FOOTREST & REAR BRAKE PEDAL

Ref. No.	Part No.	Description	Q'ty	Applicable Machine No.	Remarks
17-25	156-27237-00	PIN, clevis	1		
17-26	206-27238-00	NUT, adjusting	1		

www.legends-yamaha-enduros.com

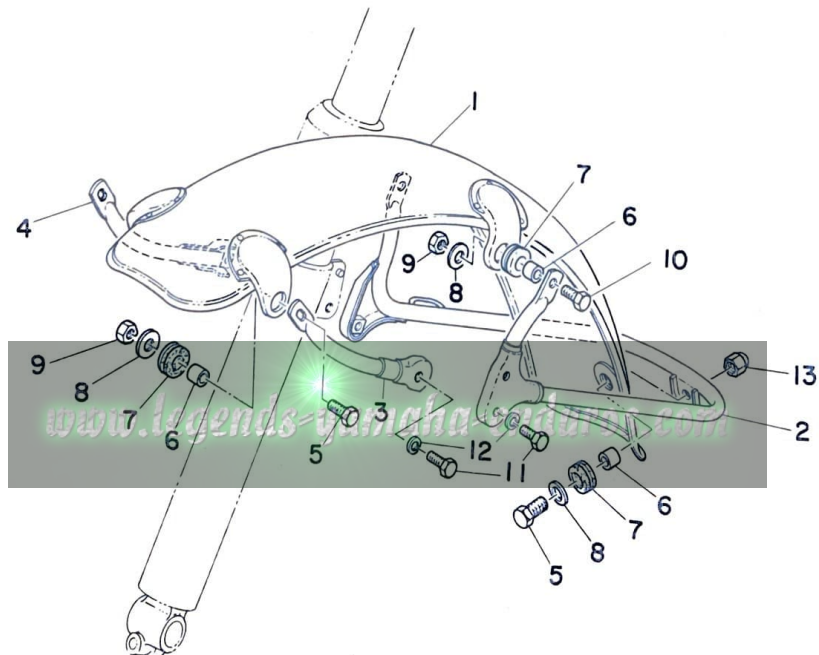
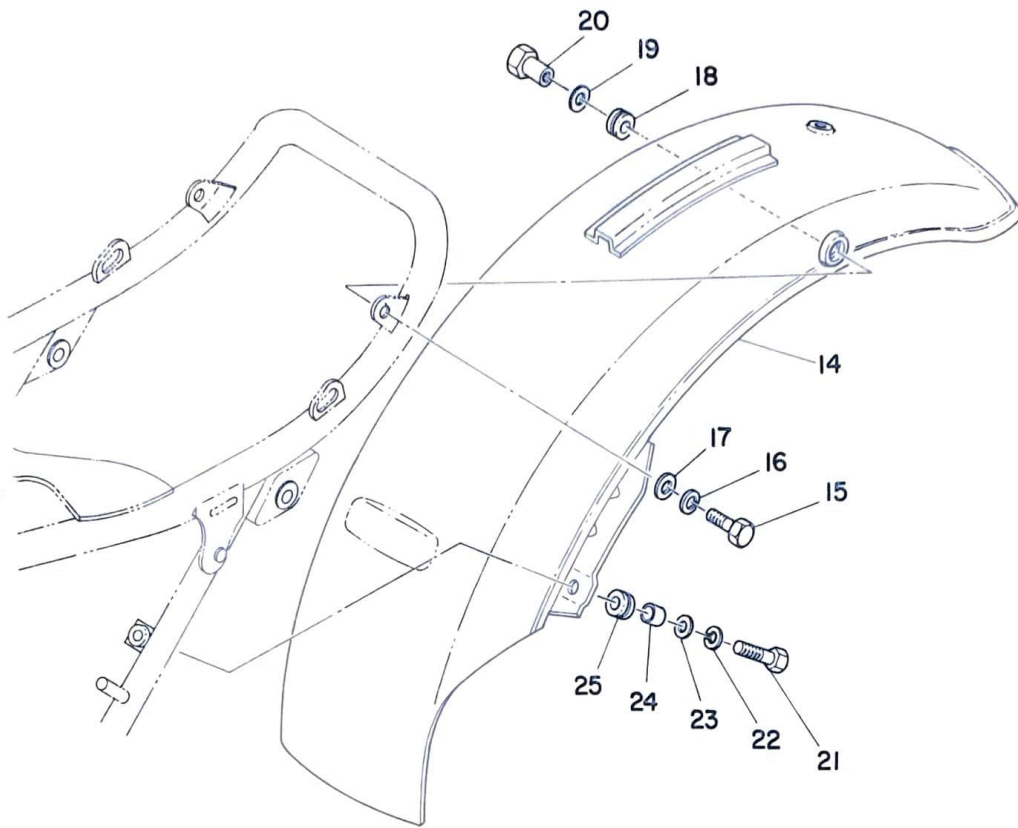
Fig. 18 FRONT FENDER & REAR FENDER



FRONT FENDER & REAR FENDER

Ref. No.	Part No.	Description	Q'ty	Applicable Machine No.	Remarks
18- 1	214-21510-00-35	FRONT FENDER COMP.	1		
18- 2	214-21512-00-93	BRACKET, fender	1		
18- 3	214-21513-00	STAY, fender left	1		
18- 4	214-21514-00	STAY, fender right	1		
18- 5	91201-06020	BOLT	3		
18- 6	214-21633-00	COLLAR, fender mount	5		
18- 7	214-21717-00	DAMPER, battery box	5		
18- 8	116-23824-00	WASHER, legshield (6.5-20-1.6) ..	5		
18- 9	92801-06100	NUT	4		
18-10	91201-06025	BOLT	2		
18-11	91201-06012	BOLT	4		
18-12	92901-06100	WASHER, spring	4		
18-13	92801-06700	NUT, crown	1		
18-14	275-21610-60-35	REAR FENDER COMP.	1		
18-15	91201-06020	BOLT	2		
18-16	92901-06100	WASHER, spring	2		
18-17	92901-06200	WASHER, plain	2		
18-18	168-21639-00	DAMPER, rear	2		
18-19	168-21615-00	WASHER, special	2		
18-20	275-21635-00	NUT, rear fender	2		
18-21	91201-06025	BOLT	2		
18-22	92901-06100	WASHER, spring	2		
18-23	116-28324-00	WASHER, legshield (6.5-20-1.6) ..	2		
18-24	214-21633-00	COLLAR, fender mount	2		

Fig. 18 FRONT FENDER & REAR FENDER

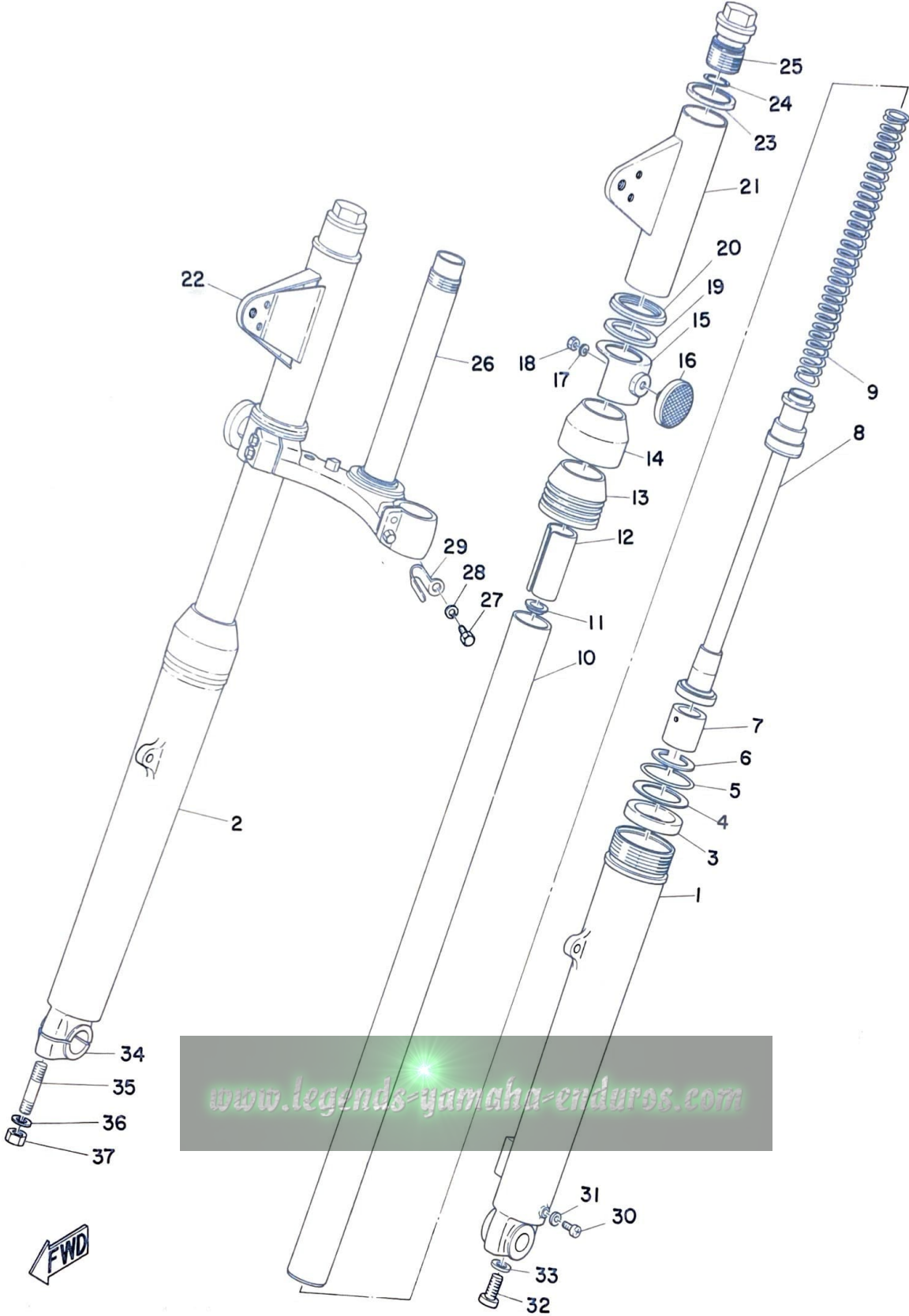


FRONT FENDER & REAR FENDER

Ref. No.	Part No.	Description	Q'ty	Applicable Machine No.	Remarks
18-25	214-21638-00	DAMPER, fender mount 2		

www.legends-yamaha-enduros.com

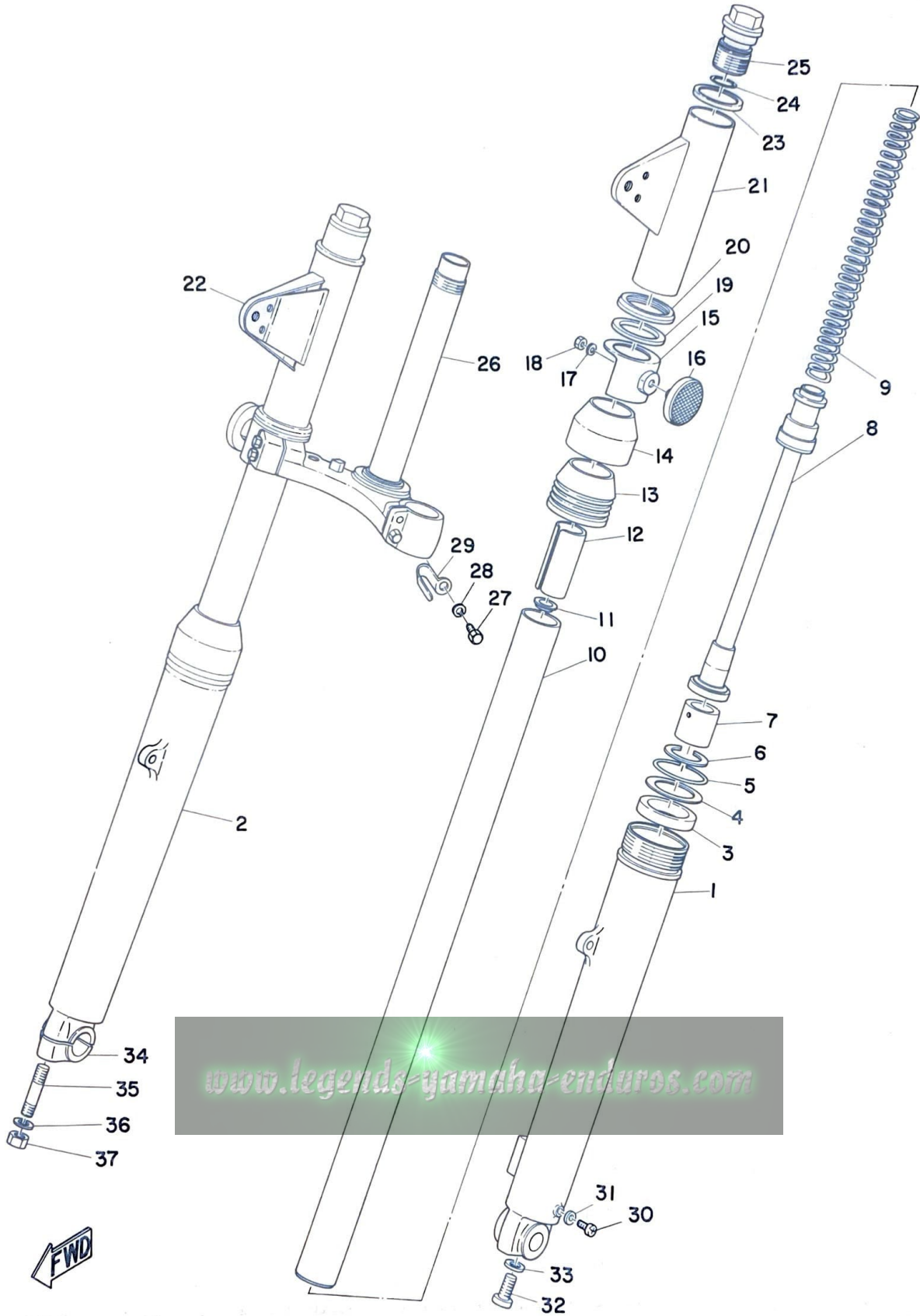
Fig. 19 FRONT FORK



FRONT FORK

Ref. No.	Part No.	Description	Q'ty	Applicable Machine No.	Remarks
19- 0-1	291-23100-60-71	FRONT FORK ASS'Y	1		Mandarin Orange
19- 1	291-23126-60	. TUBE, outer left	1		
19- 2	291-23136-60	. TUBE, outer right	1		
19- 3	278-23145-50	. . OIL SEAL	2		
19- 4	214-23146-00	. . WASHER, oil seal	2		
19- 5	214-23156-00	. . CLIP, oil seal	2		
19- 6	93420-28025	. CIRCLIP	2		
19- 7	278-23171-50	. PISTON	2		
19- 8	291-23170-60	. CYLINDER COMP.	2		
19- 9	214-23141-00	. SPRING, fork	2		
19-10	291-23124-60	. TUBE, inner	2		
19-11	278-23142-50	. SEAT, spring upper	2		
19-12	291-23118-60	. SPACER	2		
19-13	278-23144-50	. SEAL, dust	2		
19-14	278-23148-50	. COVER, dust seal	2		
19-15	256-23122-61	. COVER, outer	2		
19-16	256-85111-00	. REFLECTOR	2		
19-17	92901-05100	. WASHER, spring	2		
19-18	98801-05100	. NUT	2		
19-19	214-23163-00	. PACKING (lamp stary)	2		
19-20	278-23116-50	. GUIDE, cover under	2		
19-21	291-23121-60-71	. COVER, upper left	1		Mandarin Orange
19-22	291-23131-60-71	. COVER, upper right	1		Mandarin Orange
19-23	278-23115-50	. GUIDE, cover upper	2		

Fig. 19 FRONT FORK

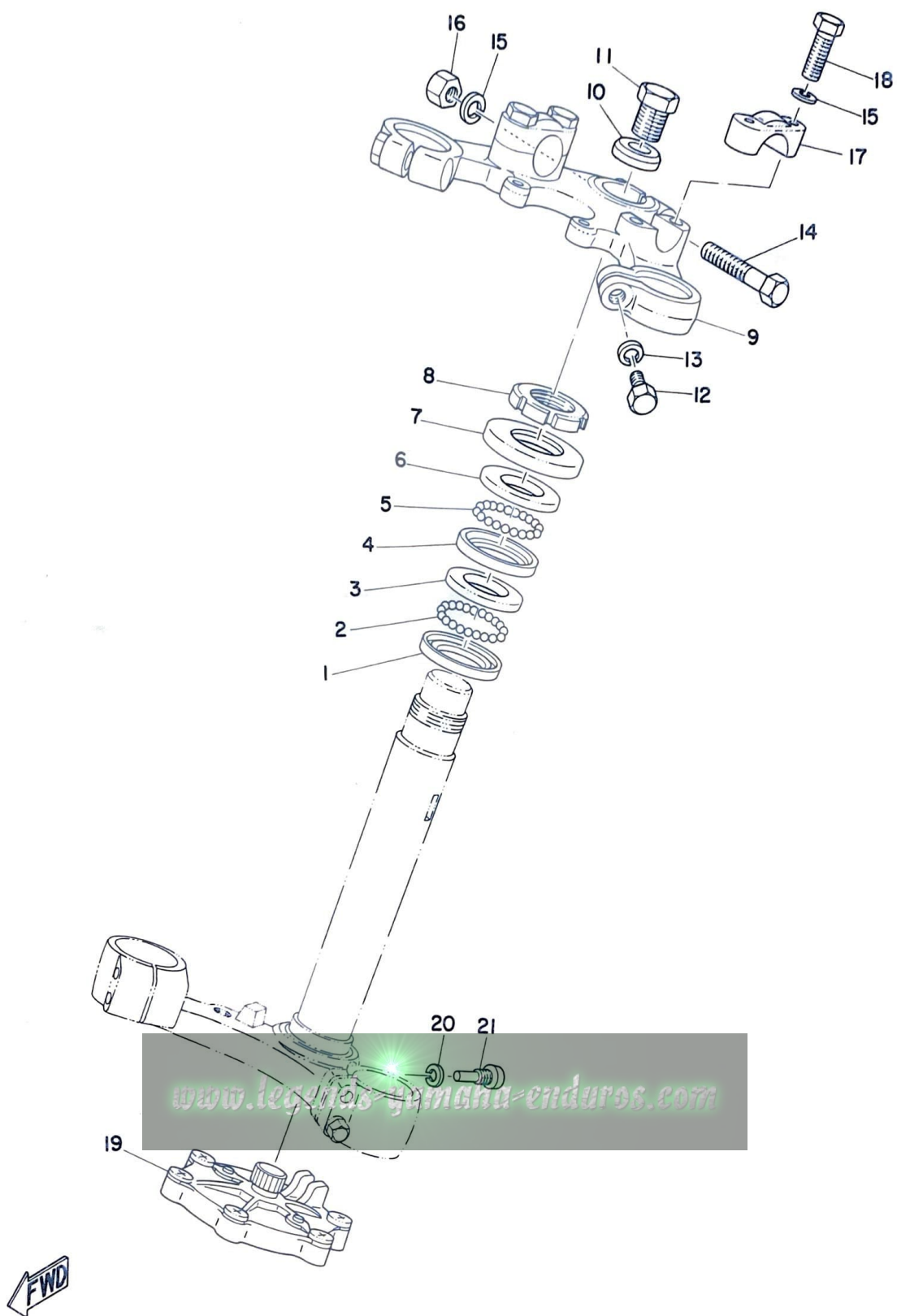


FRONT FORK

Ref. No.	Part No.	Description	Q'ty	Applicable Machine No.	Remarks
19-24	214-23114-00	. PACKING	2		
19-25	291-23111-60	. BOLT, cap	2		
19-26	275-23340-60-33	. UNDER BRACKET COMP.	1		
19-27	275-23346-60	. BOLT, under bracket	4		
19-28	92901-08100	. WASHER, spring	4		
19-29	214-23318-00	. HOLDER, wire	1		
19-30	122-23119-01	. PLUG, drain	2		
19-31	122-23129-00	. GASKET, drain plug	2		
19-32	278-23181-50	. BOLT	2		
19-33	278-23158-50	. PACKING	2		
19-34	291-23167-60	. HOLDER, axle	1		
19-35	278-23128-50	. BOLT, axle holder	2		
19-36	92901-08100	. WASHER, spring	2		
19-37	98801-08100	. NUT	2		

www.legends-yamaha-enduros.com

Fig. 20 STEERING



STEERING

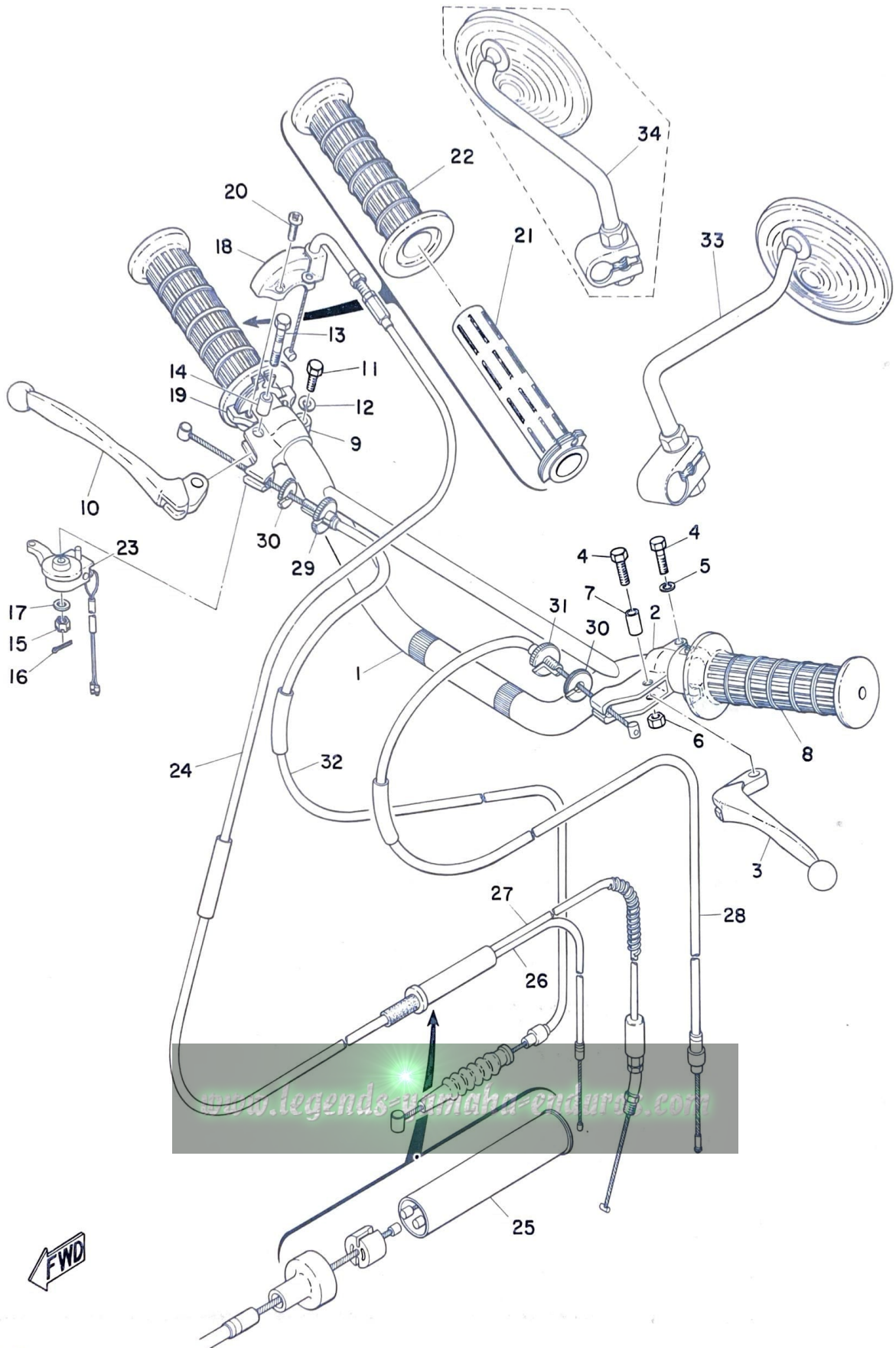
Ref. No.	Part No.	Description	Q'ty	Applicable Machine No.	Remarks
20- 1	156-23411-00	RACE, ball 1	1		
20- 2	93501-04011	BALL (1/4 inch)	19		
20- 3	156-23412-00	RACE, ball 2	1		
20- 4	122-23411-00	RACE, ball 1	1		
20- 5	93503-16003	BALL (3/16 inch)	22		
20- 6	122-23412-00	RACE, ball 2	1		
20- 7	122-23416-00	COVER, ball race	1		
20- 8	137-23454-00	NUT, fitting	1		
20- 9	275-23435-01	CROWN, handle	1		
20-10	214-23443-00	WASHER, crown	1		
20-11	214-23451-10	BOLT, steering fitting	1		
20-12	91204-10030	BOLT	2		
20-13	92901-10100	WASHER, spring	2		
20-14	97103-08045	BOLT	1		
20-15	92901-08100	WASHER, spring	5		
20-16	98803-08700	NUT, crown	1		
20-17	214-23441-00	HOLDER, handle upper	2		
20-18	97203-08030	BOLT	4		
20-19	214-23490-00	OIL DAMPER ASS'Y	1		
20-20	92901-06100	WASHER, spring	1		
20-21	214-23492-00	BOLT	1		

www.legends-yamaha-enduros.com

HANDLE & WIRE

Ref. No.	Part No.	Description	Q'ty	Applicable Machine No.	Remarks
21- 1	214-26111-00	HANDLE	1		
21- 0-1	214-82910-03	LEVER HOLDER ASS'Y ,left	1		
21- 2	214-82911-01	. HOLDER, lever ,left	1		
21- 3	214-83912-01	. LEVER ,left	1		
21- 4	91203-06020	. BOLT	2		
21- 5	92901-06100	. WASHER, spring	1		
21- 6	92802-06300	. NUT	1		
21- 7	214-83913-00	. COLLAR, lever	1		
21- 8	214-26241-00	GRIP ,left	1		
21- 0-2	233-82920-33	LEVER HOLDER ASS'Y ,right ...	1		
21- 9	233-82921-31	. HOLDER, lever , righth	1		
21-10	233-83922-31	. LEVER , right	1		
21-11	91203-06020	. BOLT	1		
21-12	92901-06100	. WASHER, srpring	1		
21-13	233-83915-01	. SCREW, lever fitting	1		
21-14	214-83913-00	. COLLAR, lever	1		
21-15	98802- 05500	. NUT, slotted	1		
21-16	91402-12015	. PIN, cotter	1		
21-17	92901-05200	. WASHER, plain	1		
21-18	214-26281-01	CAP, grip upper	1		
21-19	214-26282-01	CAP, grip under	1		
21-20	98503-05018	SCREW, pan head	2		
21-21	214-26243-00	TUBE, guide	1		
21-22	214-26242-00	GRIP, right	1		

Fig. 21 HANDLE & WIRE



www.legends-yamaha-enduro.com

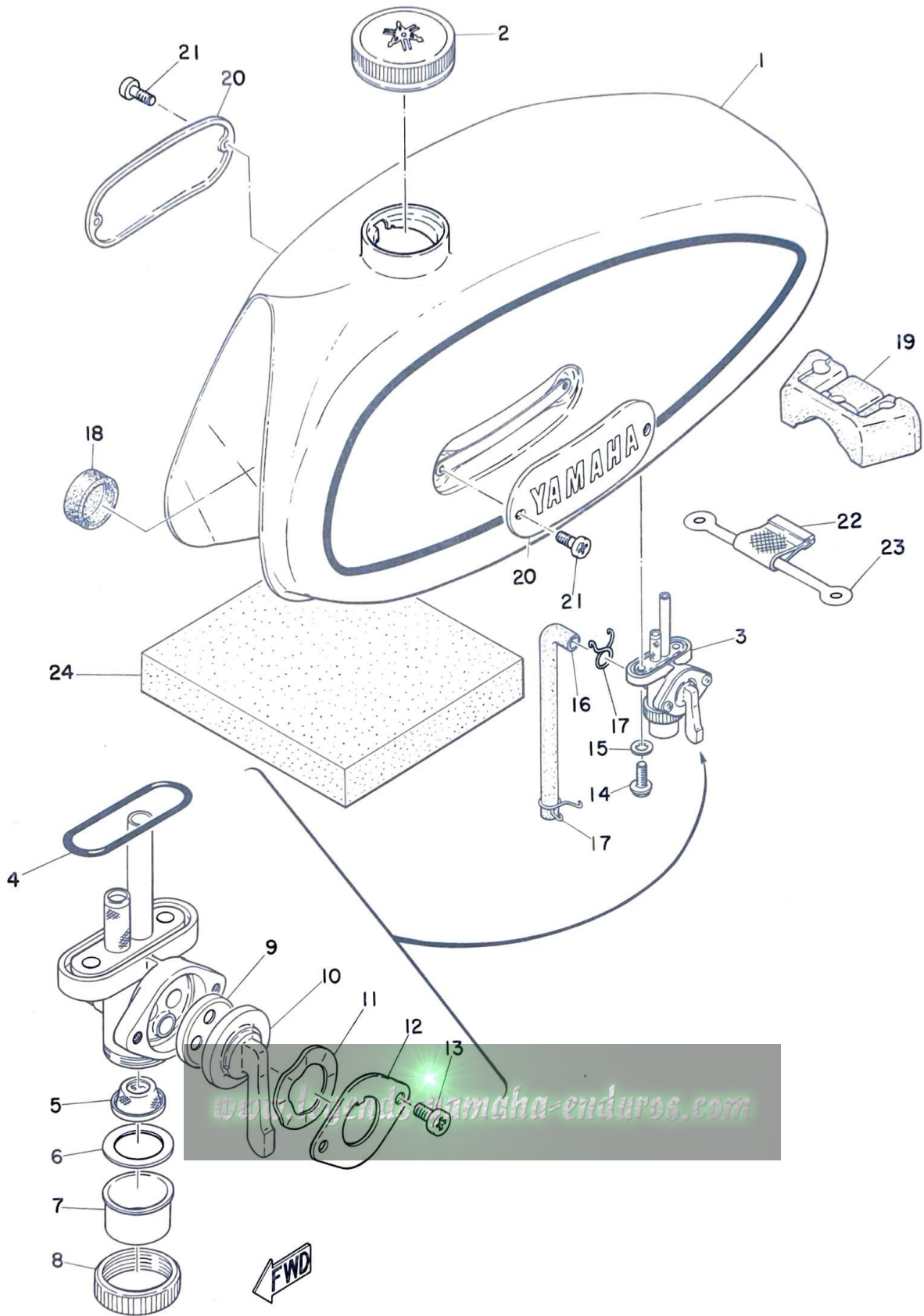


HANDLE & WIRE

Ref. No.	Part No.	Description	Q'ty	Applicable Machine No.	Remarks
21-23	233-83980-30	FRONT STOP SWITCH ASS'Y 1		
21-24	214-26311-02	WIRE, throttle 1 1		
21-25	214-26261-00	CYLINDER 1		
21-26	214-26312-00	WIRE, throttle 2 1		
21-27	214-26321-00	WIRE, pump 1		
21-28	214-26335-00	WIRE, clutch 1		
21-29	214-26346-00	BOLT, adjusting 1		
21-30	168-26344-00	NUT, adjusting 2		
21-31	214-26337-00	BOLT, adjusting 1		
21-32	214-26341-00	WIRE, brake 1		
21-33	253-26290-10	BACK MIRROR ASS'Y ,left 1		
ALTERNATE PART					
21-34	253-26290-00	BACK MIRROR ASS'Y ,right 1		

www.legends-yamaha-enduros.com

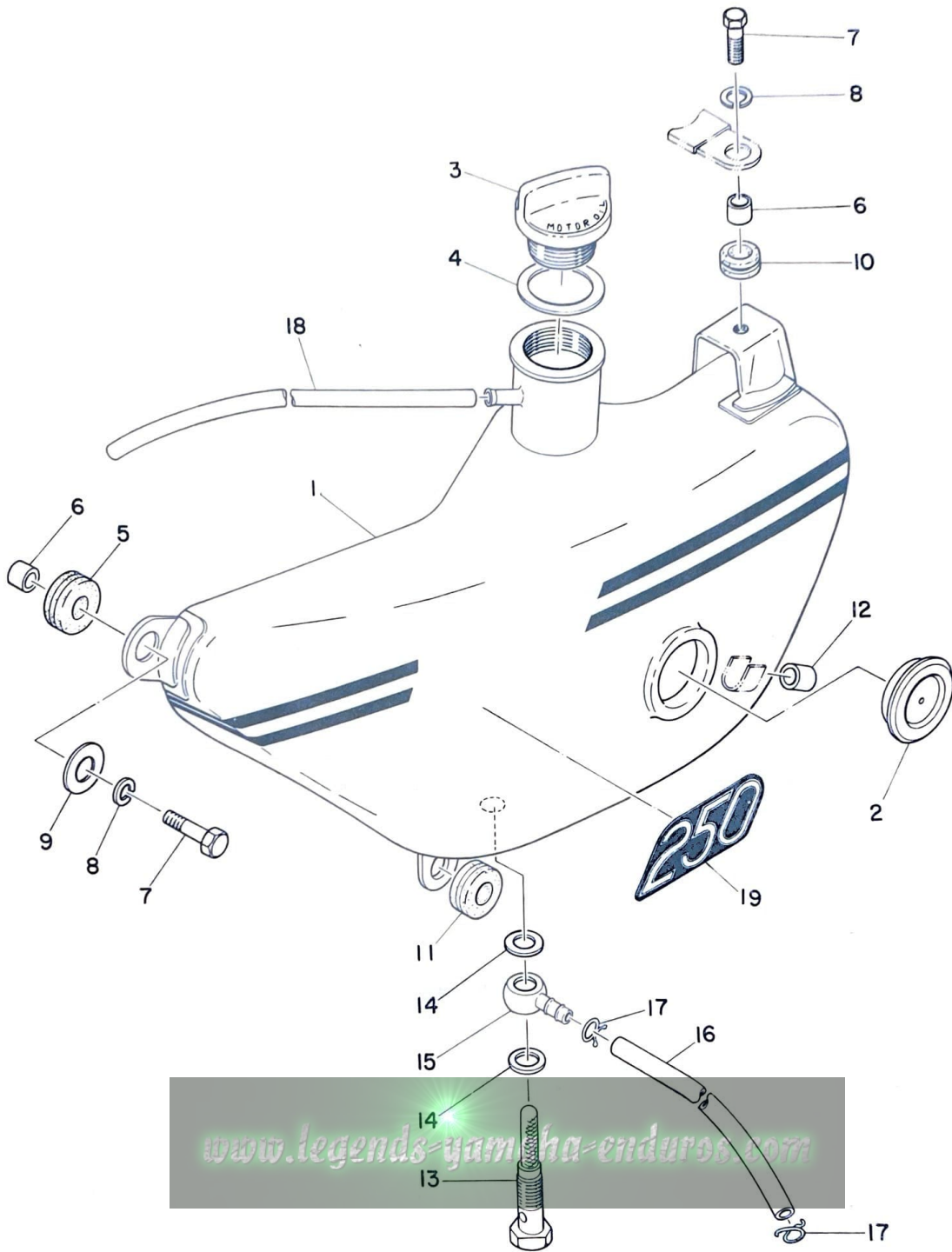
Fig. 22 FUEL TANK



FUEL TANK

Ref. No.	Part No.	Description	Q'ty	Applicable Machine No.	Remarks
22- 1	214-24110-03-07	FUEL TANK COMP.	1		Mandarin Orange
22- 2	122-24610-01	CAP ASS'Y	1		
22- 3	214-24500-00	FUEL COCK ASS'Y	1		
22- 4	214-24512-00	. GASKET, body	1		
22- 5	214-24515-00	. NET, filter	1		
22- 6	214-24522-00	. GASKET, filter	1		
22- 7	214-24521-00	. CUP, filter	1		
22- 8	214-24542-00	. NUT, ring	1		
22- 9	214-24523-00	. VALVE	1		
22-10	214-24524-00	. LEVER, cock	1		
22-11	137-24518-00	. WASHER, wave	1		
22-12	214-24525-00	. PLATE, lever fitting	1		
22-13	214-24535-00	. SCREW, lever fitting	2		
22-14	214-24143-00	BOLT, cock fitting	2		
22-15	178-14766-00	WASHER, protector (6.2-12-1.5) .	2		
22-16	214-24311-00	PIPE, fuel (7-190)	1		
22-17	143-24356-00	CLIP, pipe	2		
22-18	156-24181-00	DAMPER, tank locating	2		
22-19	214-24184-00	DAMPER, locating 4	1		
22-20	211-24161-00	EMBLEM, fuel tank	2		
22-21	98501-04008	SCREW, pan head	4		
22-22	214-24173-00	BAND, tank fitting	1		
22-23	248-24173-00	BAND, tank fitting	1		
22-24	214-21269-00	SEAL, fuel tank	1		

Fig. 23 OIL TANK



www.legends-yamaha-enduro.com

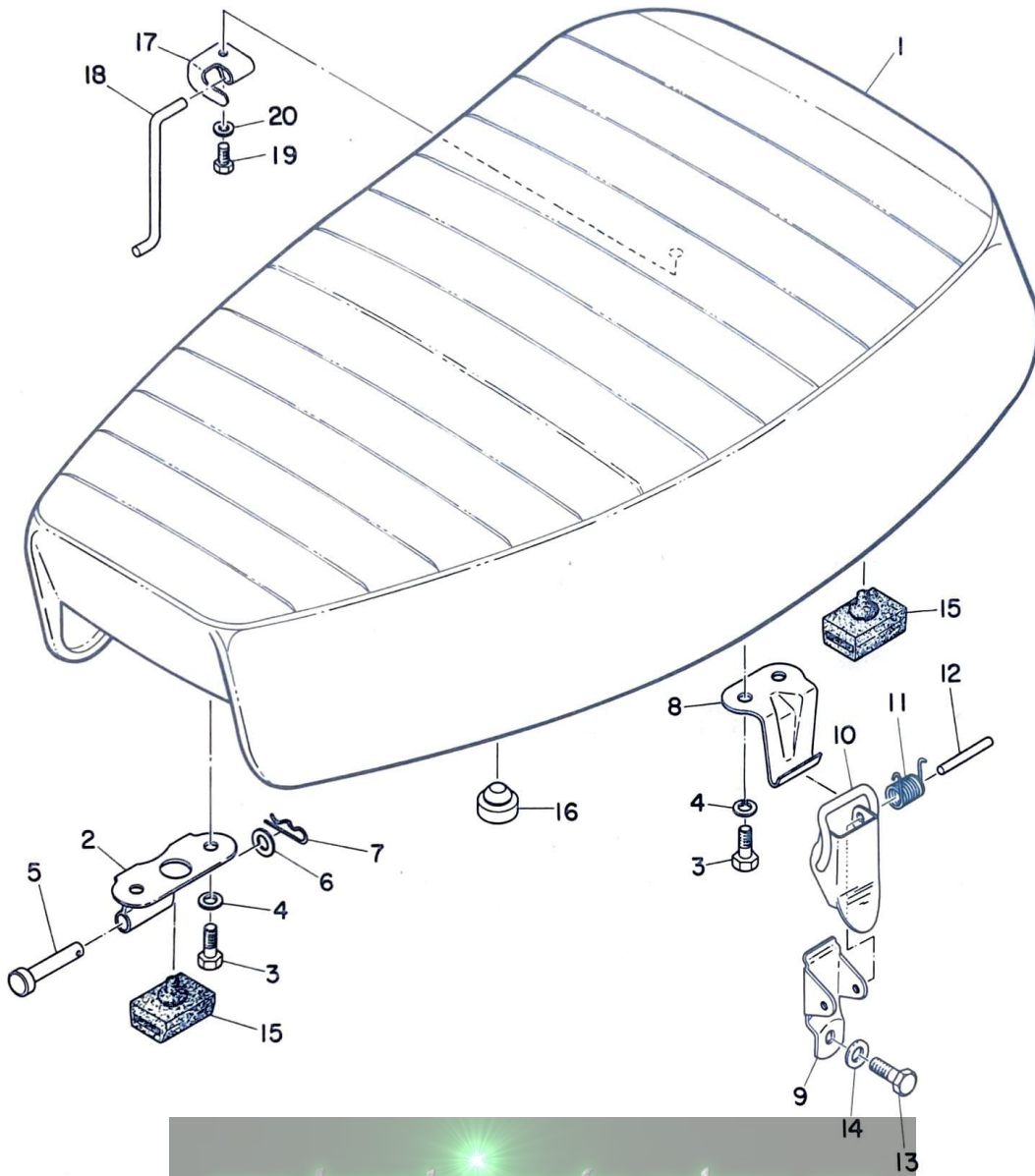


OIL TANK

Ref. No.	Part No.	Description	Q'ty	Applicable Machine No.	Remarks
23- 1	214-21705-00-06	OIL TANK ASS'Y	1		Mandarin Orange
23- 2	214-21761-00	. GAUGE, level	1		
23- 3	214-21771-00	CAP, tank	1		
23- 4	214-21722-00	GASKET, cap (29-37-2)	1		
23- 5	214-21638-00	DAMPER, fender mount 1	1		
23- 6	214-21633-00	COLLAR, fender mount 1	2		
23- 7	91201-06025	BOLT	2		
23- 8	92901-06100	WASHER, spring	2		
23- 9	116-28324-00	WASHER, leg shield 2 (6.5-20-1.6)	1		
23-10	214-21717-00	DAMPER, battery box 1	1		
23-11	214-21746-00	DAMPER, tool box	1		
23-12	214-21779-00	DAMPER, oil tank 2	1		
23-13	214-21768-00	SCREW, union	1		
23-14	137-21767-00	GASKET, union (10.2-15-1.5)	2		
23-15	214-21769-00	COLLAR, union screw	1		
23-16	214-21766-00	PIPE, oil (5-560)	1		
23-17	101-24356-00	CLIP, pipe	2		
23-18	214-21745-00	PIPE, oil tank breather (4-350) ..	1		
23-19	291-21787-00	EMBLEM, oil tank	1		

www.legends-yamaha-enduros.com

Fig. 24 SEAT



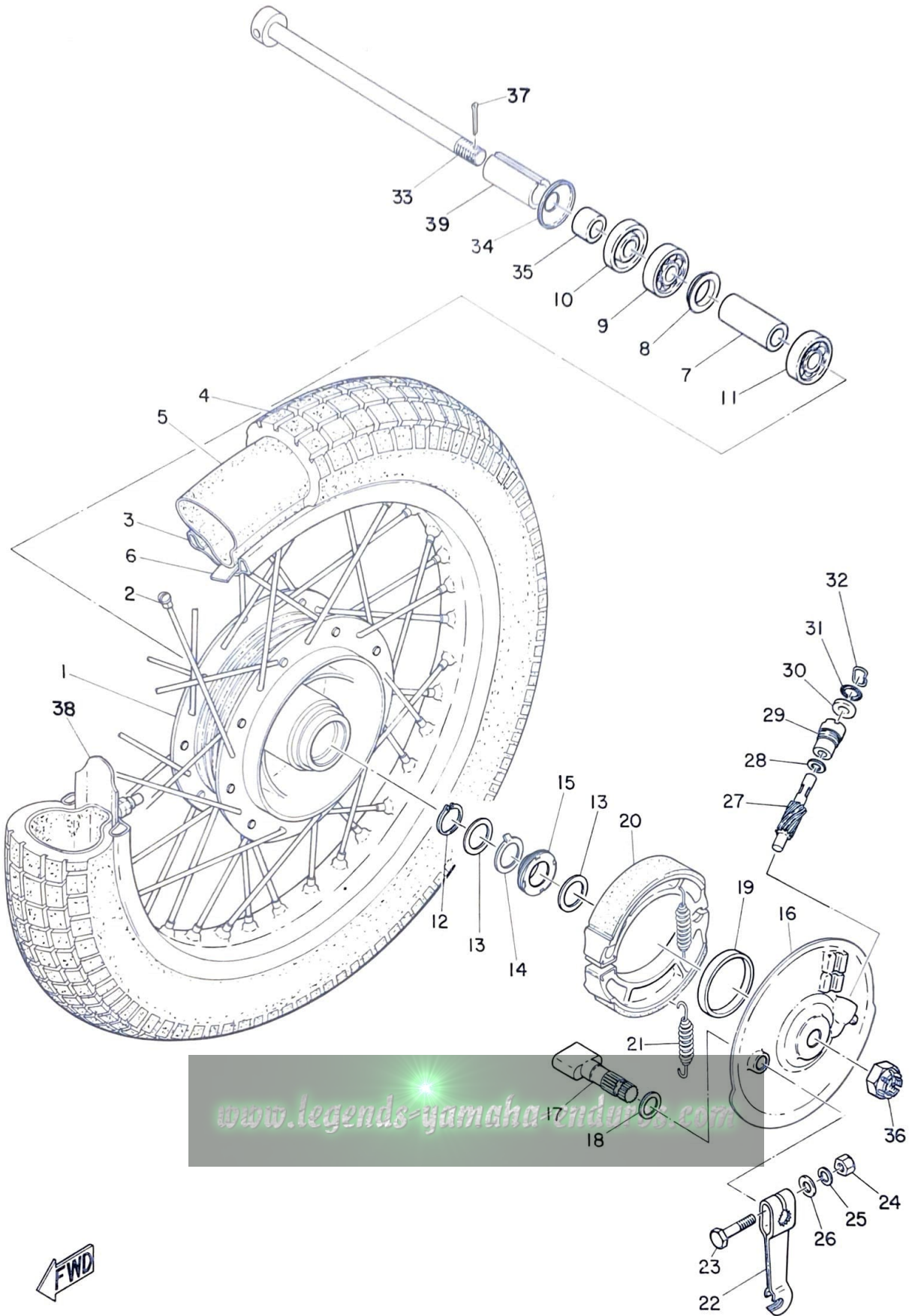
www.legends-yamaha-enduros.com



SEAT

Ref. No.	Part No.	Description	Q'ty	Applicable Machine No.	Remarks
24- 1	275-24710-00	SINGLE SEAT ASS'Y	1		
24- 1-1	214-24711-00	. COVER, single seat	1		
24- 2	214-24726-00	HINGE, seat	2		
24- 3	91202-06012	BOLT	6		
24- 4	92902-06100	WASHER, spring	6		
24- 5	91502-05055	PIN, clevis	2		
24- 6	92902-05200	WASHER, plain	2		
24- 7	156-83525-00	CLIP	2		
24- 8	214-24728-00	BRACKET, seat	1		
24- 9	214-24718-00	BRACKET, seat under	1		
24-10	214-24776-00	LEVER, seat	1		
24-11	214-24758-00	SPRING, seat	1		
24-12	214-24727-00	PIN, seat fitting	1		
24-13	91201-06010	BOLT	1		
24-14	92902-06200	WASHER, plain	1		
24-15	214-24724-00	DAMPER, seat	4		
24-16	214-24745-00	STOPPER, seat	1		
24-17	276-24748-00	BRACKET, seat stopper	1		
24-18	278-24768-00	STOPPER, seat	1		
24-19	91202-06012	BOLT	1		
24-20	92901-06100	WASHER, spring	1		

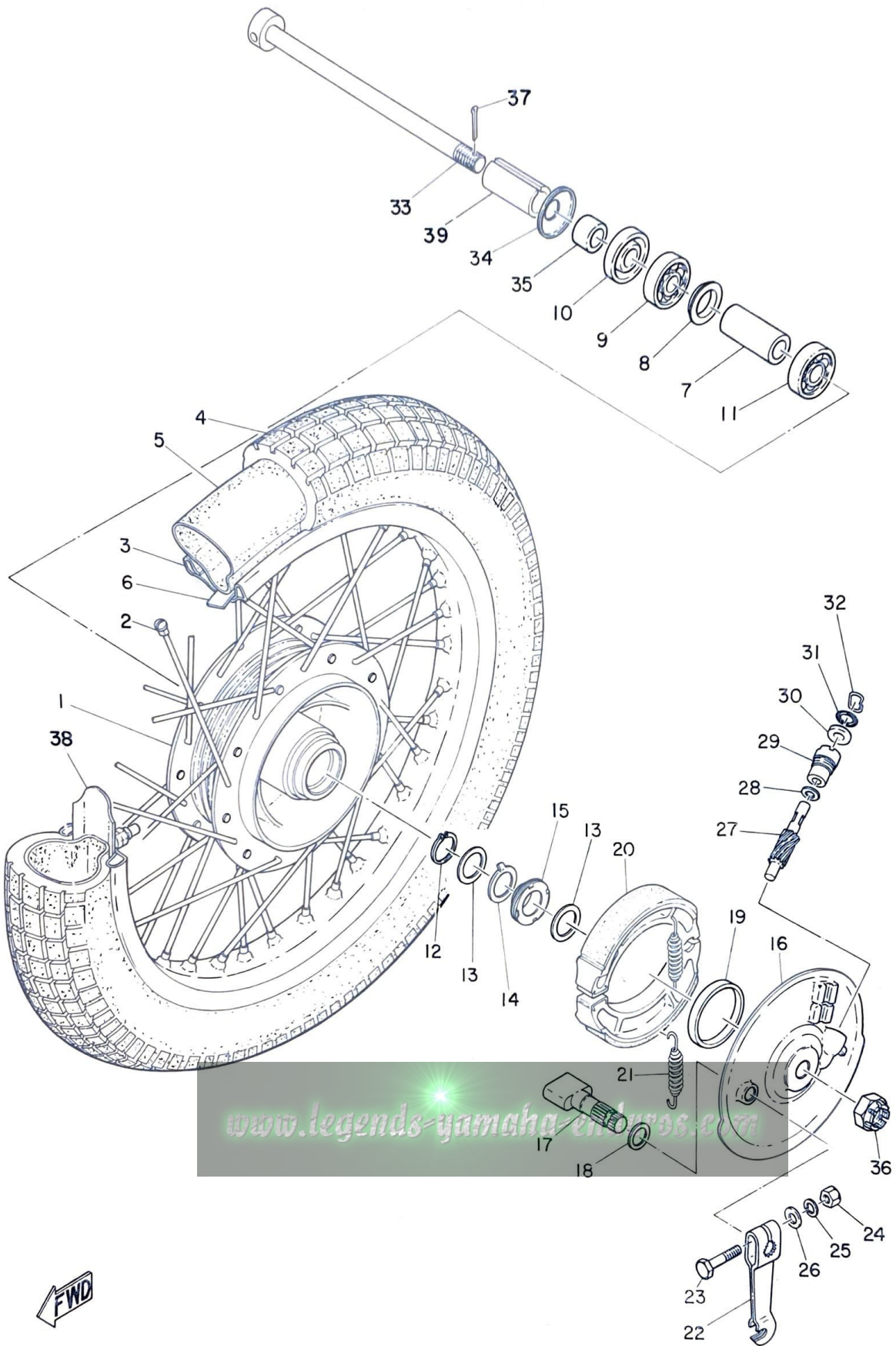
Fig. 25 FRONT WHEEL



FRONT WHEEL

Ref. No.	Part No.	Description	Q'ty	Applicable Machine No.	Remarks
25- 1	214-25111-00	HUB, front	1		
25- 2	214-25104-00	SPOKE SET	1s		
25- 3	94416-19035	RIM, front (1.60A-19)	1		
25- 4	94132-19063	TIRE, front (3.25-19-4PR)	1		
25- 5	94232-19029	TUBE, front (3.25-19)	1		
25- 6	94332-19021	BAND, rim (3.25-19)	1		
25- 7	214-25117-00	SPACER, bearing	1		
25- 8	136-25115-00	FLANGE, spacer	1		
25- 9	93306-20201	BEARING (#6202)	1		
25-10	93102-20009	OIL SEAL (SD-20-35-7)	1		
25-11	93306-20203	BEARING (#6202RS)	1		
25-12	93410-22014	CIRCLIP (S-22)	1		
25-13	214-25147-00	WASHER, thrust 2 (22.5-19-1) ...	2		
25-14	214-25149-00	CLUTCH, meter	1		
25-15	214-25135-00	GEAR, drive	1		
25-16	275-25121-00	PLATE, brake shoe	1		
25-17	214-25151-00	CAMSHAFT	1		
25-18	137-25153-00	SHIM, camshaft (12.2-22-0.5) ...	1		
25-19	93105-50010	OIL SEAL (SDD-50-62-7)	1		
25-20	214-25130-00	BRAKE SHOE COMP.	2		
25-21	246-25333-00	SPRING, brake shoe return	2		
25-22	214-25155-00	LEVER, camshaft	1		
25-23	91201-06030	BOLT	1		
25-24	92801-06100	NUT	1		

Fig. 25 FRONT WHEEL



www.legends-yamaha-enthusiasts.com

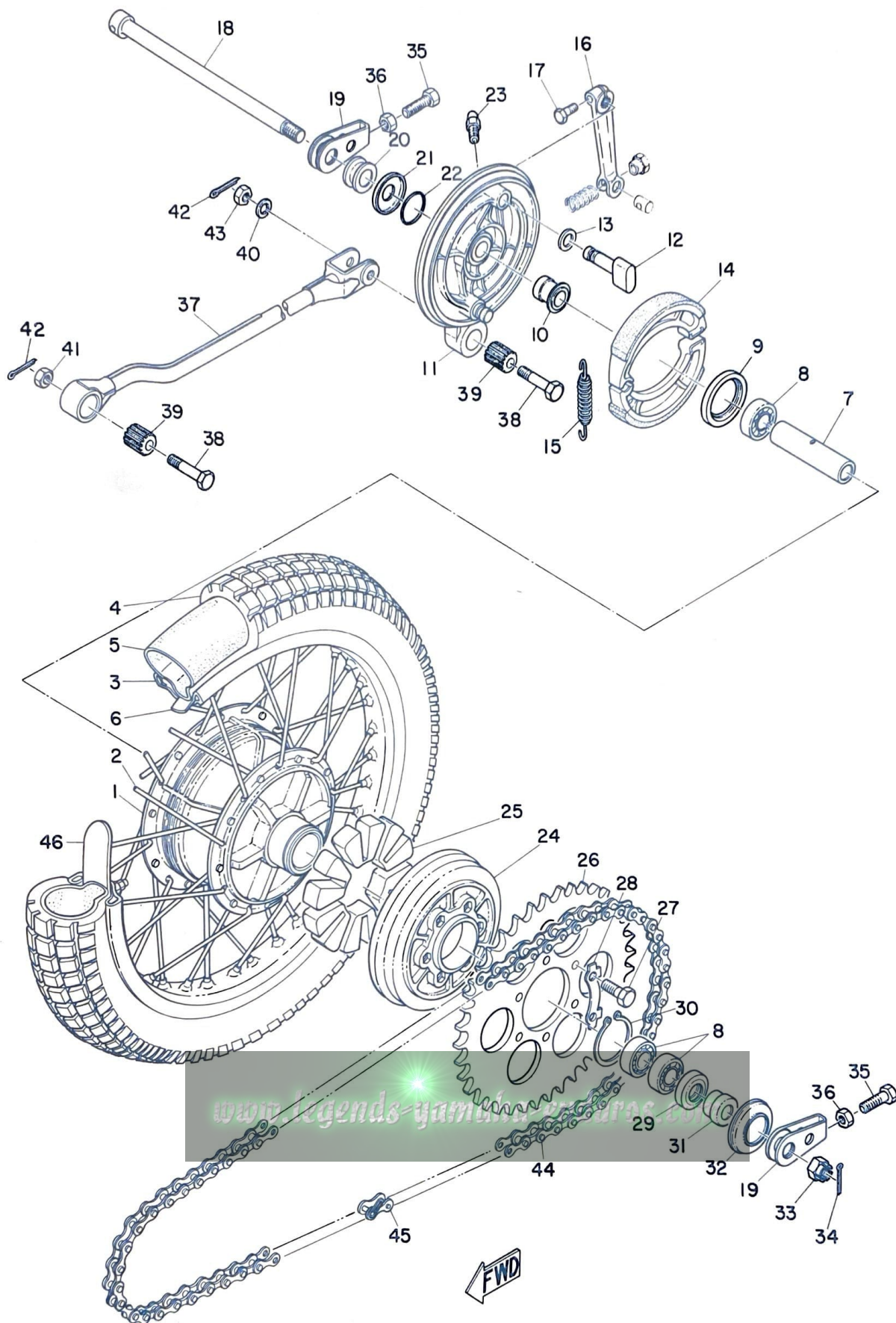


FRONT WHEEL

Ref. No.	Part No.	Description	Q'ty	Applicable Machine No.	Remarks
25-25	92901-06100	WASHER, spring	1		
25-26	92901-06200	WASHER, plain	1		
25-27	214-25138-00	GEAR, meter	1		
25-28	183-25146-00	WASHER, thrust 1 (7-12-0.8) ...	1		
25-29	109-25136-00	BUSHING	1		
25-30	93104-07003	OIL SEAL (SO-7-14-4)	1		
25-31	93210-14104	O-RING (2.4-13.8)	1		
25-32	102-25137-00	RING, stop	1		
25-33	275-25181-00	SHAFT, wheel	1		
25-34	214-25118-00	COVER, hub dust	1		
25-35	136-25183-00	COLLAR, wheel shaft	1		
25-36	214-25182-01	NUT, shaft	1		
25-37	91401-30028	PIN, cotter	1		
25-38	214-25194-00	SPACER, bead	1		
25-39	275-25186-00	COLLAR	1		

www.legends-yamaha-enduros.com

Fig. 26 REAR WHEEL

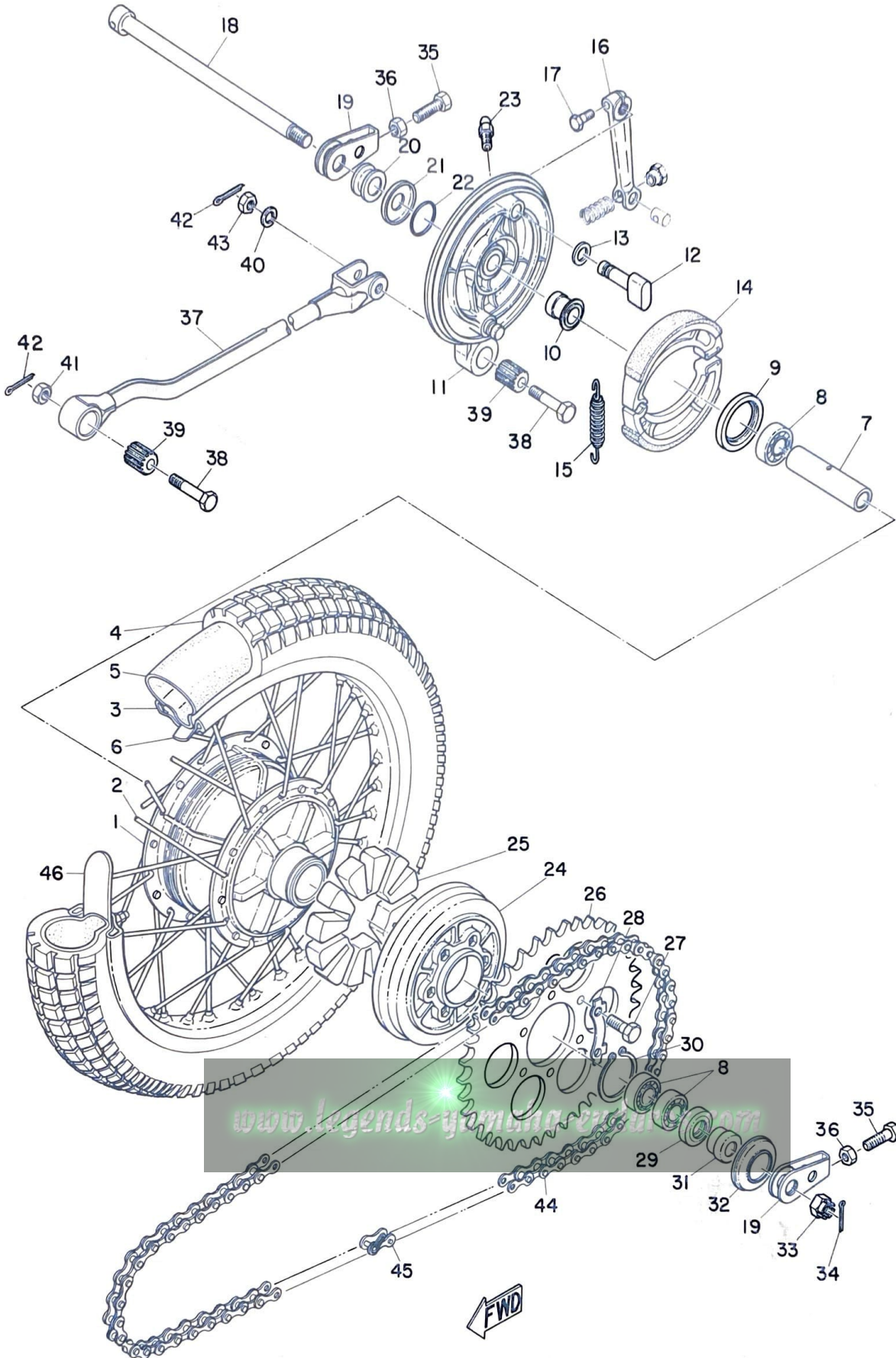


REAR WHEEL

Ref. No.	Part No.	Description	Q'ty	Applicable Machine No.	Remarks
26- 1	275-25311-00	HUB, rear	1		
26- 2	275-25304-00	SPOKE SET	1s		
26- 3	94418-18051	RIM, rear (1.85B-18)	1		
26- 4	94140-18062	TIRE, rear (4.00-18-4PR)	1		
26- 5	94240-18024	TUBE, rear (4.00-18)	1		
26- 6	94340-18022	BAND, rim (4.00-18)	1		
26- 7	275-25317-00	SPACER, bearing	1		
26- 8	93306-20301	BEARING (#6203)	3		
26- 9	93104-46029	OIL SEAL (SD-46-56-4)	1		
26-10	275-25328-00	BUSHING, shaft	1		
26-11	275-25321-00	PLATE, brake shoe	1		
26-12	214-25351-00	CAMSHAFT	1		
26-13	148-25353-00	SHIM, camshaft (14.2-24-0.5) ..	1		
26-14	214-25130-00	BRAKE SHOE COMP.	2		
26-15	246-25333-00	SPRING, return	2		
26-16	168-25355-00	LEVER, camshaft	1		
26-17	91203-06020	BOLT	1		
26-18	150-25381-00	SHAFT, wheel	1		
26-19	168-25389-00	PULLER, chain	2		
26-20	275-25383-00	COLLAR, wheel shaft	1		
26-21	275-25327-00	COVER, plate dust	1		
26-22	93210-31114	O-RING (2.4-31)	1		
26-23	93700-06001	NIPPLE, grease	1		
26-24	275-25366-00	CLUTCH, hub	1		

www.legends-yamaha-enduros.com

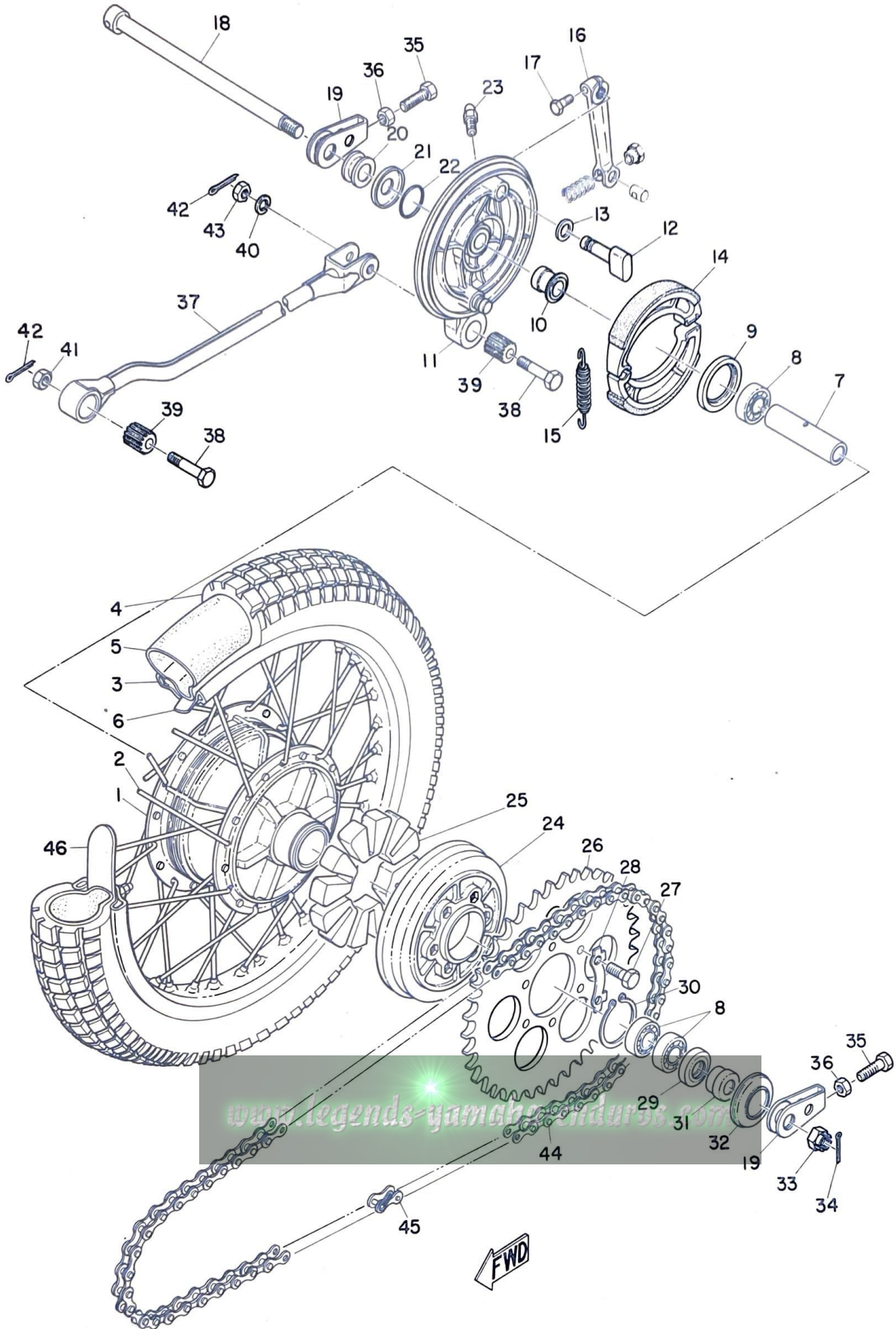
Fig. 26 REAR WHEEL



REAR WHEEL

Ref. No.	Part No.	Description	Q'ty	Applicable Machine No.	Remarks
26-25	275-25364-00	DAMPER, clutch	6		
26-26	214-25439-10	GEAR, sprocket wheel (39T)	1		S.T.D
	214-25440-10	GEAR, sprocket wheel (40T)	1		
	214-25441-10	GEAR, sprocket wheel (41T)	1		
	214-25442-10	GEAR, sprocket wheel (42T)	1		
	214-25443-10	GEAR, sprocket wheel (43T)	1		
	214-25445-10	GEAR, sprocket wheel (45T)	1		
	214-25447-10	GEAR, sprocket wheel (47T)	1		
	214-25449-10	GEAR, sprocket wheel (49T)	1		
	214-25450-10	GEAR, sprocket wheel (50T)	1		
26-27	214-25411-00	BOLT, fitting	6		
26-28	214-25412-00	WASHER, lock	3		
26-29	93106-25003	OIL SEAL (DD-25-40-9)	1		
26-30	93410-52022	CIRCLIP (R-52)	1		
26-31	275-25377-00	COLLAR, shaft	1		
26-32	275-25367-00	COVER, dust	1		
26-33	275-25382-00	NUT, shaft	1		
26-34	91401-30030	PIN, cotter	1		
26-35	168-25379-00	BOLT, chain puller	2		
26-36	98803-08300	NUT	2		
26-37	275-25371-00	BAR, tension	1		
26-38	275-25373-00	BOLT, tension bar	2		
26-39	275-22123-00	BUSHING	2		
26-40	92901-10100	WASHER, spring	2		

Fig. 26 REAR WHEEL

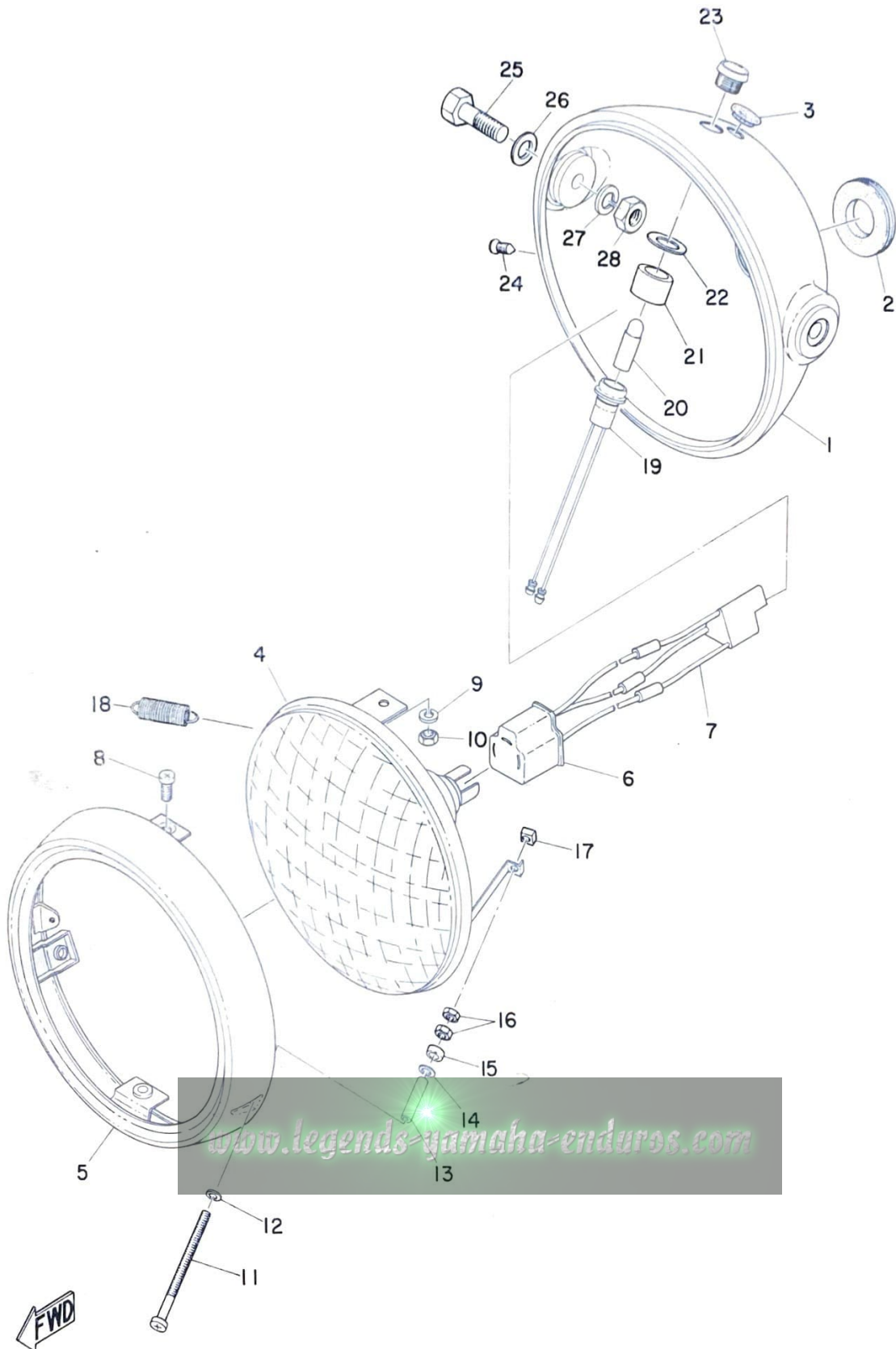


REAR WHEEL

Ref. No.	Part No.	Description	Q'ty	Applicable Machine No.	Remarks
26-41	98801-10500	NUT, slotted	1		
26-42	91401-25018	PIN, cotter	2		
26-43	98801-10300	NUT	1		
26-44	94515-20100	CHAIN (DK520T-100P)	1		
26-45	94615-20001	.JOINT, chain	1		
26-46	214-25394-00	SPACER, bead	2		

www.legends-yamaha-enduros.com

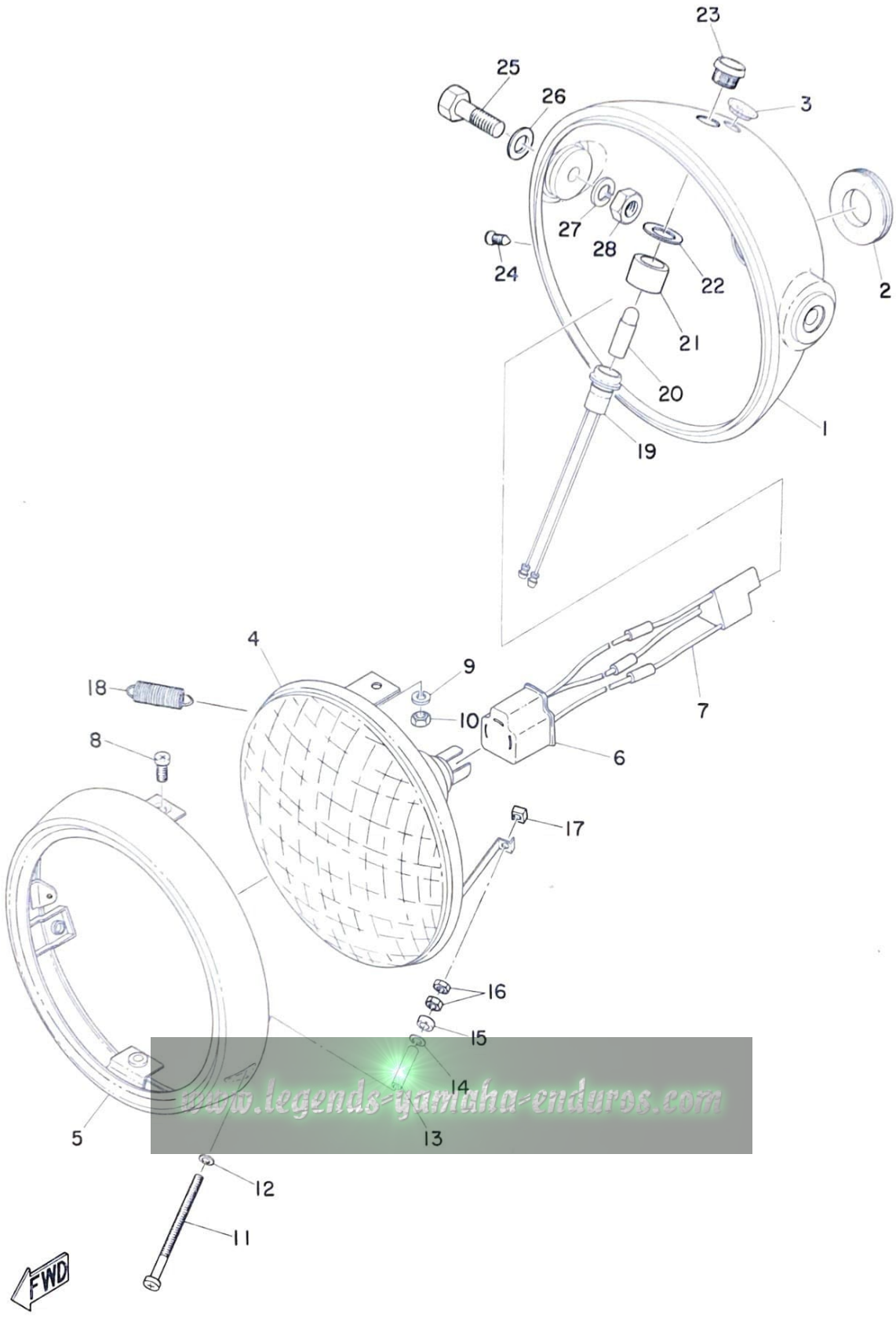
Fig. 27 HEAD LAMP



HEAD LAMP

Ref. No.	Part No.	Description	Q'ty	Applicable Machine No.	Remarks
27- 1	214-84130-61-71	BODY ASS'Y	1		Mandarin Orange
27- 2	214-84153-60	. GROMMET	1		
27- 3	214-84154-60	. GROMMET B	1		
27- 0-1	233-84110-60	HEAD LAMP UNIT ASS'Y	1		
27- 4	233-84120-60	. LENS ASS'Y	1		
27- 5	233-84115-60	. RIM, head lamp	1		
27- 6	261-84312-61	. SOCKET	1		
27- 7	214-84159-61	. CORD, head lamp	1		
27- 8	98501-05012	. SCREW, pan head	2		
27- 9	92901-05100	. WASHER, spring	2		
27-10	98801-05200	. NUT	2		
27-11	214-84131-61	. SCREW, rim adjusting	1		
27-12	233-84127-60	. WASHER, plain	1		
27-13	233-84133-60	. SPACER	1		
27-14	92901-04200	. WASHER, plain	1		
27-15	132-84328-60	. SPACER	1		
27-16	802-84126-00	. NUT	2		
27-17	198-84334-60	. NUT, adjust	1		
27-18	132-84335-60	. SPRING, lens adjust	1		
27- 0-2	214-84101-60	PILOT LAMP ASS'Y	1		
27-19	214-84150-60	SOCKET CORD ASS'Y	1		
27-20	104-83517-10	. BULB (6V1.5W)	1		
27-21	214-84158-60	. NUT, pilot lamp	1		
27-22	92901-12300	. WASHER, tooth	1		

Fig. 27 HEAD LAMP

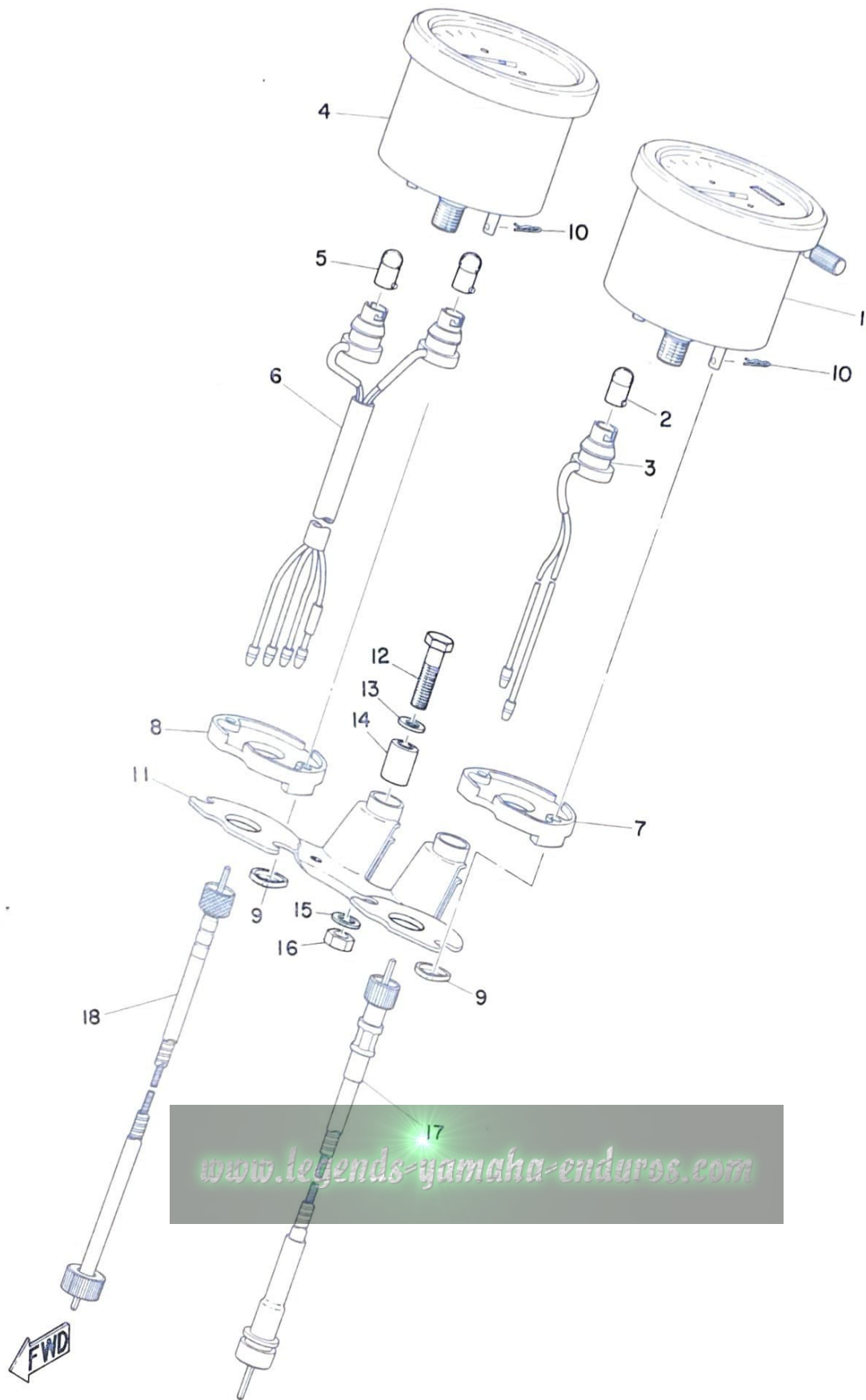


HEAD LAMP

Ref. No.	Part No.	Description	Q'ty	Applicable Machine No.	Remarks
27-23	214-84157-60	. BODY, high beam	1		
27-24	195-84325-00	SCREW, rim fitting	1		
27-25	97203-08025	BOLT	2		
27-26	92903-08200	WASHER, plain	2		
27-27	92901-08100	WASHER, spring	2		
27-28	98801-08200	NUT	2		

www.legends-yamaha-enduros.com

Fig. 28 SPEEDOMETER & TACHOMETER

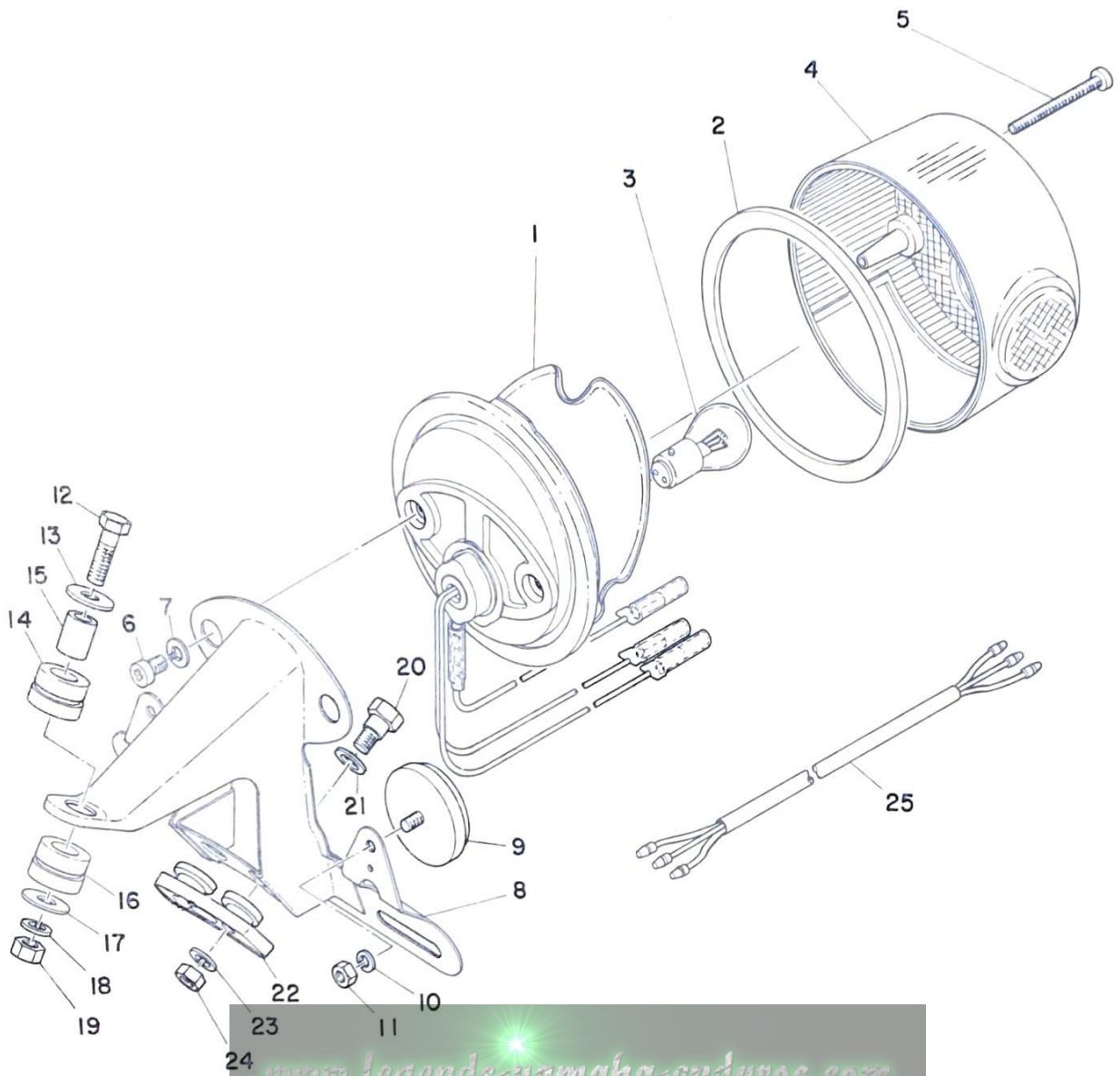


SPEEDOMETER & TACHOMETER

Ref. No.	Part No.	Description	Q'ty	Applicable Machine No.	Remarks
28- 1	233-83570-31	SPEEDOMETER ASS'Y	1		Mile/h
28- 2	122-83516-10	. BULB (6V 3W)	1		
28- 3	235-83536-21	. SOCKET, meter	1		
28- 4	291-83540-00	TACHOMETER ASS'Y	1		
28- 5	122-83516-10	. BULB (6V 3W)	2		
28- 6	275-83520-00	. SOCKET	1		
28- 7	214-83523-00	DAMPER	1		
28- 8	237-83523-00	DAMPER	1		
28- 9	214-83524-00	WASHER, special	4		
28-10	156-83525-00	CLIP	4		
28-11	275-83519-00	BRACKET, meter	1		
28-12	91201-06030	BOLT	2		
28-13	92901-06200	WASHER, plain	2		
28-14	214-83528-00	BUSHING, meter	2		
28-15	92901-06100	WASHER, spring	2		
28-16	92801-06100	NUT	2		
28-17	214-93550-00	SPEEDOMETER CABLE ASS'Y ...	1		
28-18	214-83560-00	TACHOMETER CABLE ASS'Y ...	1		

www.legends-yamaha-enduros.com

Fig. 29 TAIL LAMP



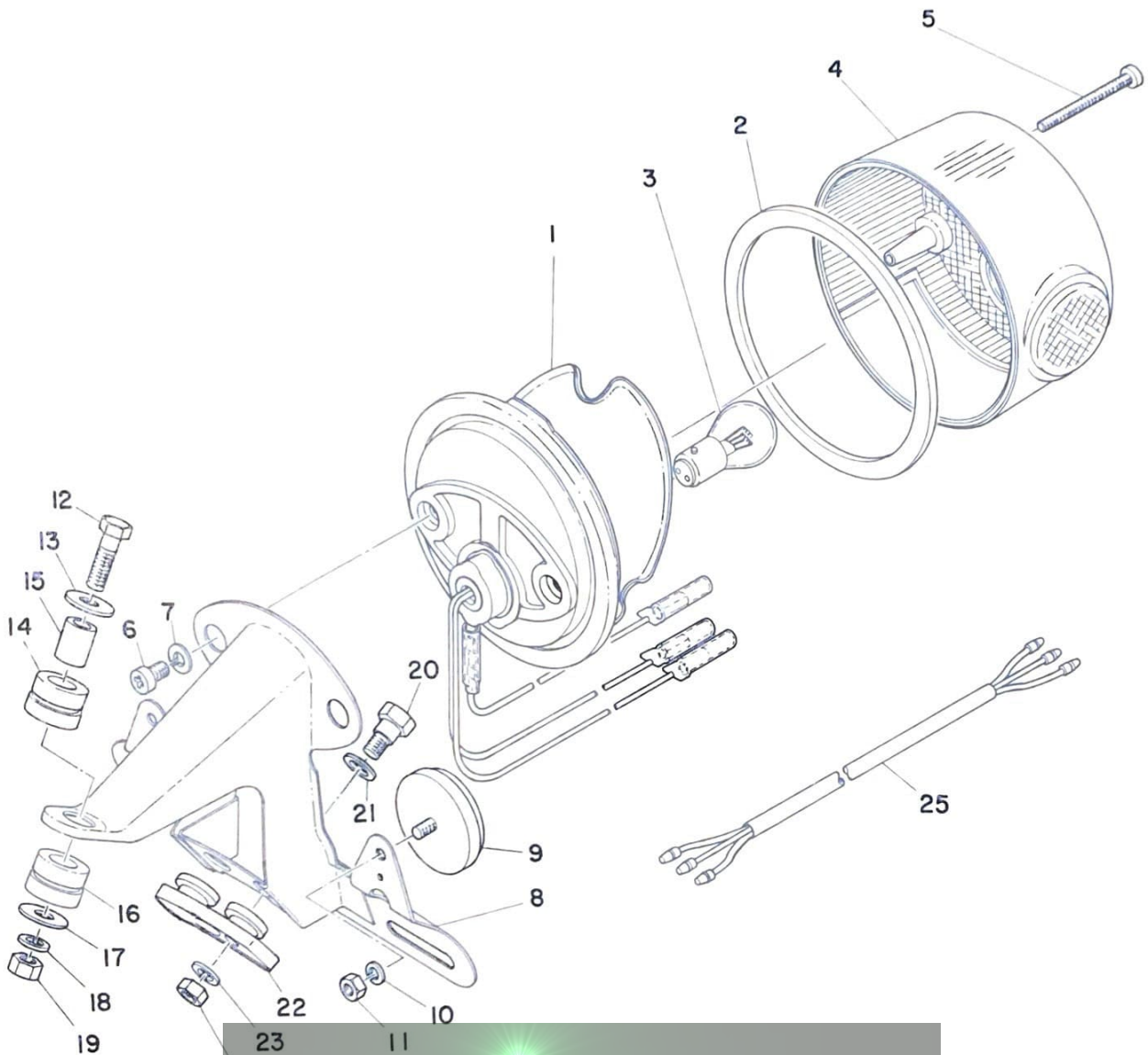
www.legends-yamaha-enduros.com



TAIL LAMP

Ref. No.	Part No.	Description	Q'ty	Applicable Machine No.	Remarks
29- 0-1	275-84510-60	TAIL LAMP UNIT ASS'Y	1		
29- 1	275-84511-60	. BASE, tail lamp	1		
29- 2	275-84523-60	. GASKET, tail lens	1		
29- 3	122-84514-30	. BULB, tail lamp (6V 17/5.3W) ..	1		
29- 4	275-84521-60	. LENS, tail lamp	1		
29- 5	275-84524-60	. SCREW, lens fitting	1		
29- 6	92501-06010	. SCREW, pan head	2		
29- 7	92901-06100	. WASHER, srping	2		
29- 8	275-84551-60-35	BRACKET, license	1		
29- 9	278-85111-00	REFLECTOR	2		
29-10	92901-05100	WASHER, spring	2		
29-11	98801-05100	NUT	2		
29-12	91203-06035	BOLT	1		
29-13	102-28323-00	WASHER, leg shield	1		
29-14	214-21717-00	DAMPER, battery box 1	1		
29-15	275-84557-00	COLLAR	1		
29-16	275-84553-00	DAMPER	1		
29-17	116-28324-00	WASHER, leg shield 2	1		
29-18	92901-06100	WASHER, spring	1		
29-19	92801-06100	NUT	1		
29-20	168-21738-00	BOLT	2		
29-21	92901-08200	WASHER, plain	2		
29-22	214-84553-01	DAMPER, license bracket	1		
29-23	92901-06100	WASHER, spring	2		

Fig. 29 TAIL LAMP



www.legends-yamaha-enduros.com

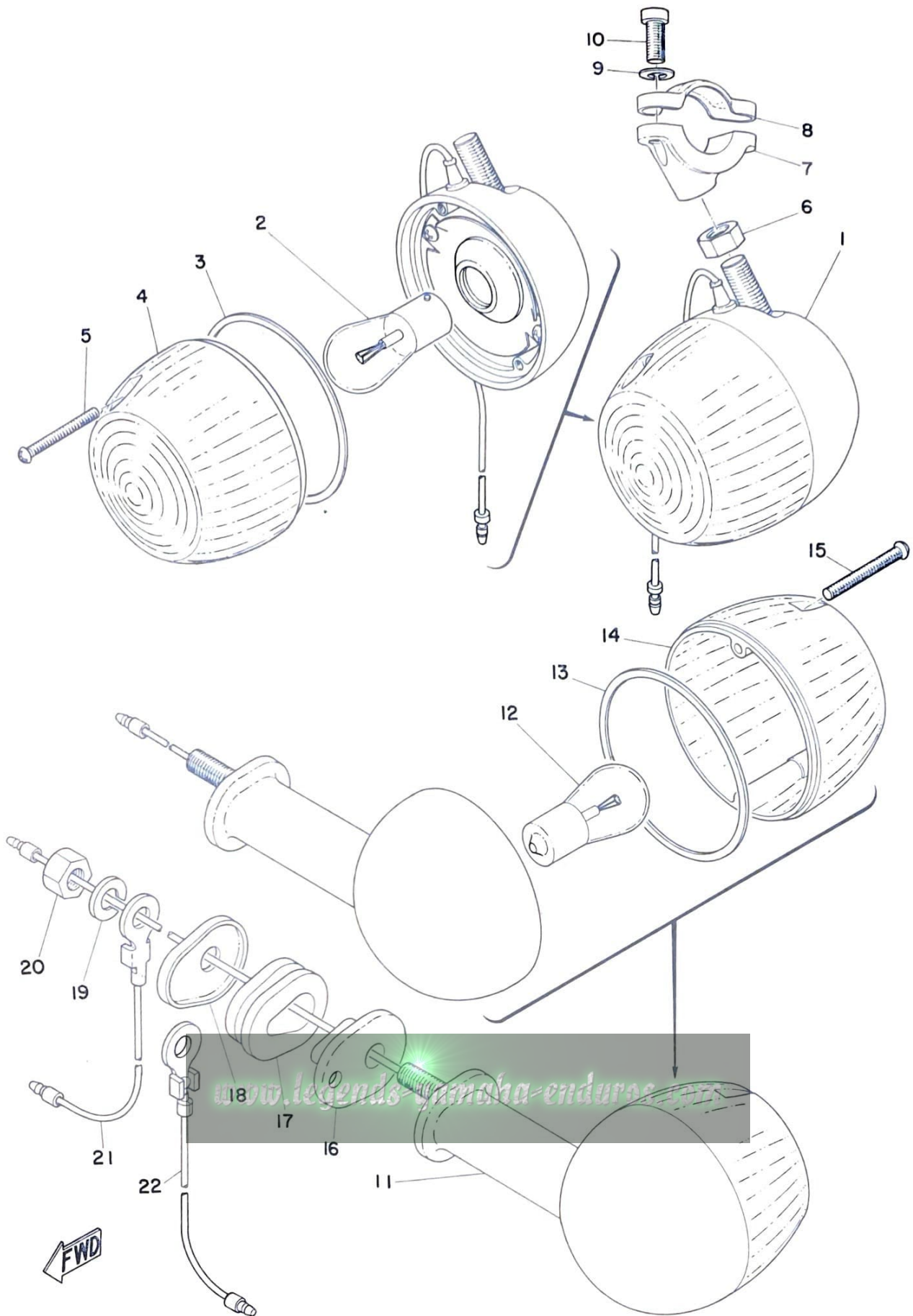


TAIL LAMP

Ref. No.	Part No.	Description	Q'ty	Applicable Machine No.	Remarks
29-24	92801-06100	NUT	2		
29-25	214-84517-00	CORD, tail lamp	1		

www.legends-yamaha-enduros.com

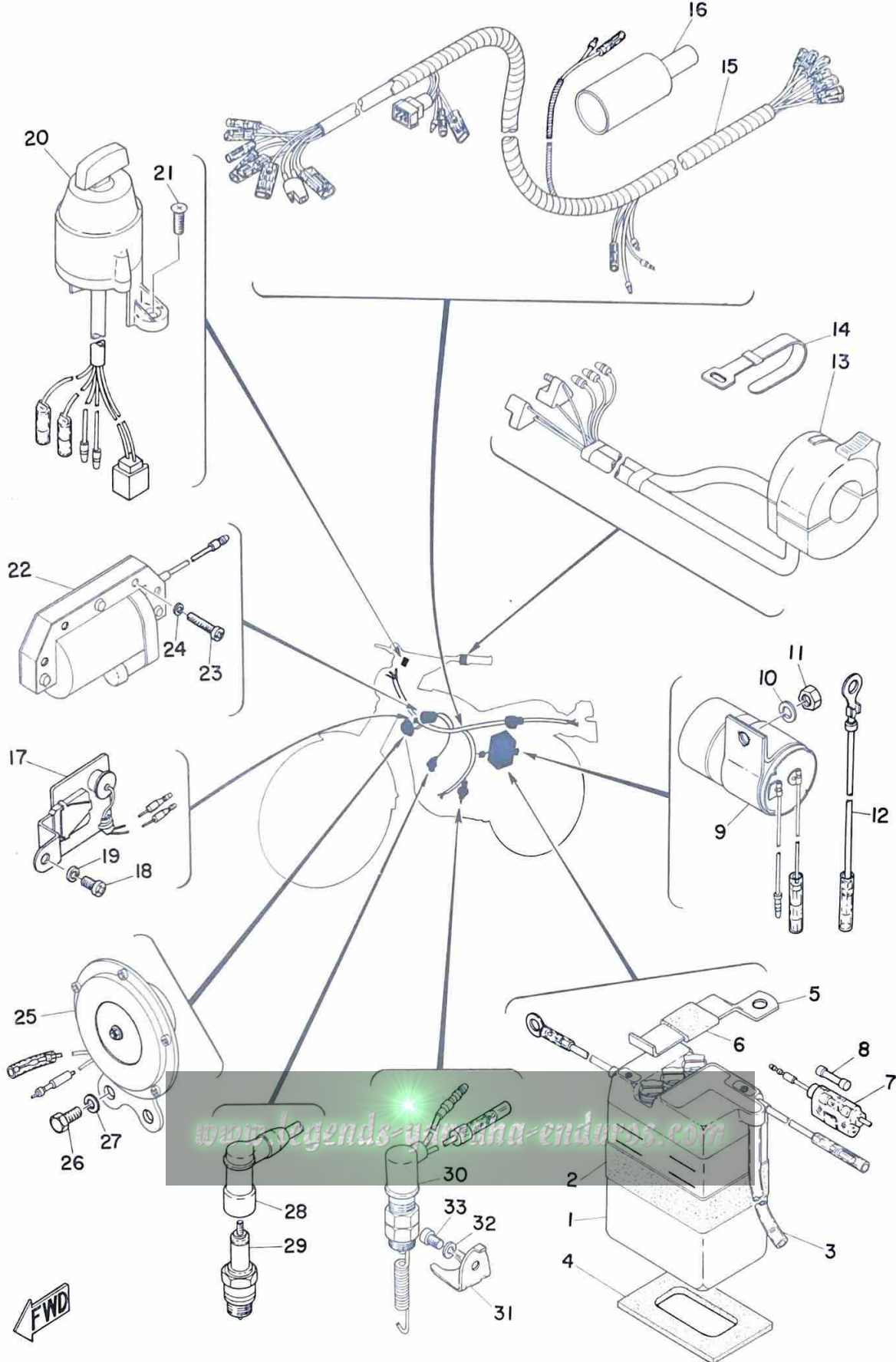
Fig. 30 FLASHER LAMP



FLASHER LAMP

Ref. No.	Part No.	Description	Q'ty	Applicable Machine No.	Remarks
30- 1	275-83310-60-93	FRONT FLASHER LAMP ASS'Y, left	1		Amber
	275-83320-60-93	FRONT FLASHER LAMP ASS'Y, right	1		Amber
30- 2	115-83311-60	. BULB (6V 21CP)	2		
30- 3	183-83313-70	. GASKET, flasher lens	2		
30- 4	183-83312-70	. LENS, flasher	2		Amber
30- 5	183-83333-71	. SCREW, lens fitting	4		
30- 6	98803-08100	NUT	2		
30- 7	275-83318-00	STAY, flasher 1	2		
30- 8	275-83328-00	STAY, flasher 2	2		
30- 9	92901-06100	WASHER, spring	4		
30-10	92503-06015	SCREW, pan head	4		
30-11	275-83330-65-93	REAR FLASHER LAMP ASS'Y, left	1		Red
	275-83340-65-93	REAR FLASHER LAMP ASS'Y, right	1		Red
30-12	115-83311-60	. BULB (6V 21CP)	2		
30-13	183-83313-70	. GASKET, flasher lens	2		
30-14	211-83332-75	. LENS, flasher	2		Red
30-15	183-83333-71	. SCREW, lens fitting	4		
30-16	256-83316-00	COLLAR, flasher	2		
30-17	256-83321-00	DAMPER, flasher	2		
30-18	275-83359-00	WASHER, special	2		
30-19	92901-08100	WASHER, spring	2		
30-20	98801-08100	NUT	2		
30-21	275-83336-00	CORD, left (L-250)	1		
30-22	275-83346-00	CORD, right (L-380)	1		

Fig. 31 ELECTRICAL



FWD

ELECTRICAL

Ref. No.	Part No.	Description	Q'ty	Applicable Machine No.	Remarks
31- 1	214-82110-10	BATTERY ASS'Y	1		
31- 1-1	104-82111-10	. CAP, battery	3		
31- 2	214-82124-00	BAND, battery	1		
31- 3	214-82112-00	PIPE, breather	1		
31- 4	214-82122-00	SEAT, battery	1		
31- 5	214-82131-00	BAND, battery	1		
31- 6	214-82121-00	PAD, battery	1		
31- 7	116-82150-00	FUSE HOLDER ASS'Y	1		
31- 8	116-82151-00	. FUSE	2		
31- 9	275-83350-60	FLASHER RELAY ASS'Y	1		
31-10	92901-06100	WASHER, spring	1		
31-11	92801-06100	NUT	1		
31-12	214-83354-00	WIRE, earth lead	1		
31-13	233-83973-00	SWITCH, handle 3	1		
31-14	168-83936-01	BAND, switch cord	2		
31-15	233-82590-21	WIRE HARNESS ASS'Y	1		
31-16	214-82599-00	COVER, connector	1		
31-17	214-81970-20	RECTIFIER ASS'Y	1		
31-18	98501-05010	SCREW, pan head	1		
31-19	92901-05100	WASHER, spring	1		
31-20	275-82508-70	MAIN SWITCH ASS'Y	1		
31-21	98203-05012	SCREW, flat head	2		
31-22	214-82310-40	IGNITION COIL ASS'Y	1		
31-23	98501-05020	SCREW, pan head	2		

ELECTRICAL

Ref. No.	Part No.	Description	Q'ty	Applicable Machine No.	Remarks
31-24	92901-05100	WASHER, spring	2		
31-25	214-83371-10	HORN	1		
31-26	91201-06012	BOLT	2		
31-27	92901-06100	WASHER, spring	2		
31-28	166-82370-20	PLUG CAP ASS'Y	1		
31-29	94700-00035	PLUG, spark (B-9E)	1		
31-30	214-82530-00	STOP SWITCH ASS'Y	1		
31-31	214-82537-00	ATTACHMENT, stop switch	1		
31-32	92901-05100	WASHER, spring	1		
31-33	98501-05008	SCREW, pan head	1		

www.legends-yamaha-enduros.com

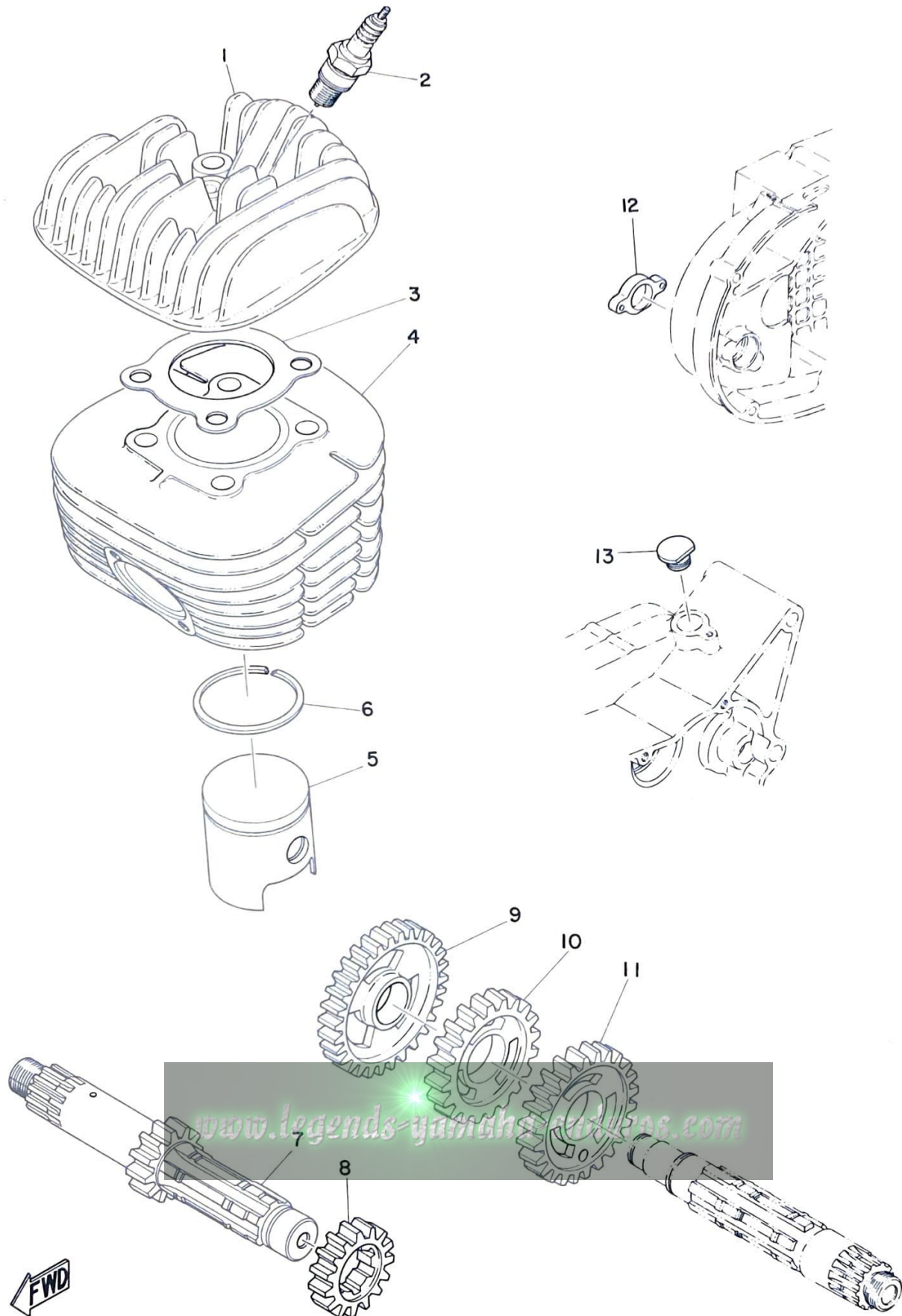
DT1-MX

This Parts List is for exclusive parts for the DT1-MX. Please refer to DT1-E Parts List for the parts not listed in this publication.



www.legends-yamaha-enduros.com

Fig. 32 ENGINE (CYLINDER & TRANSMISSION)

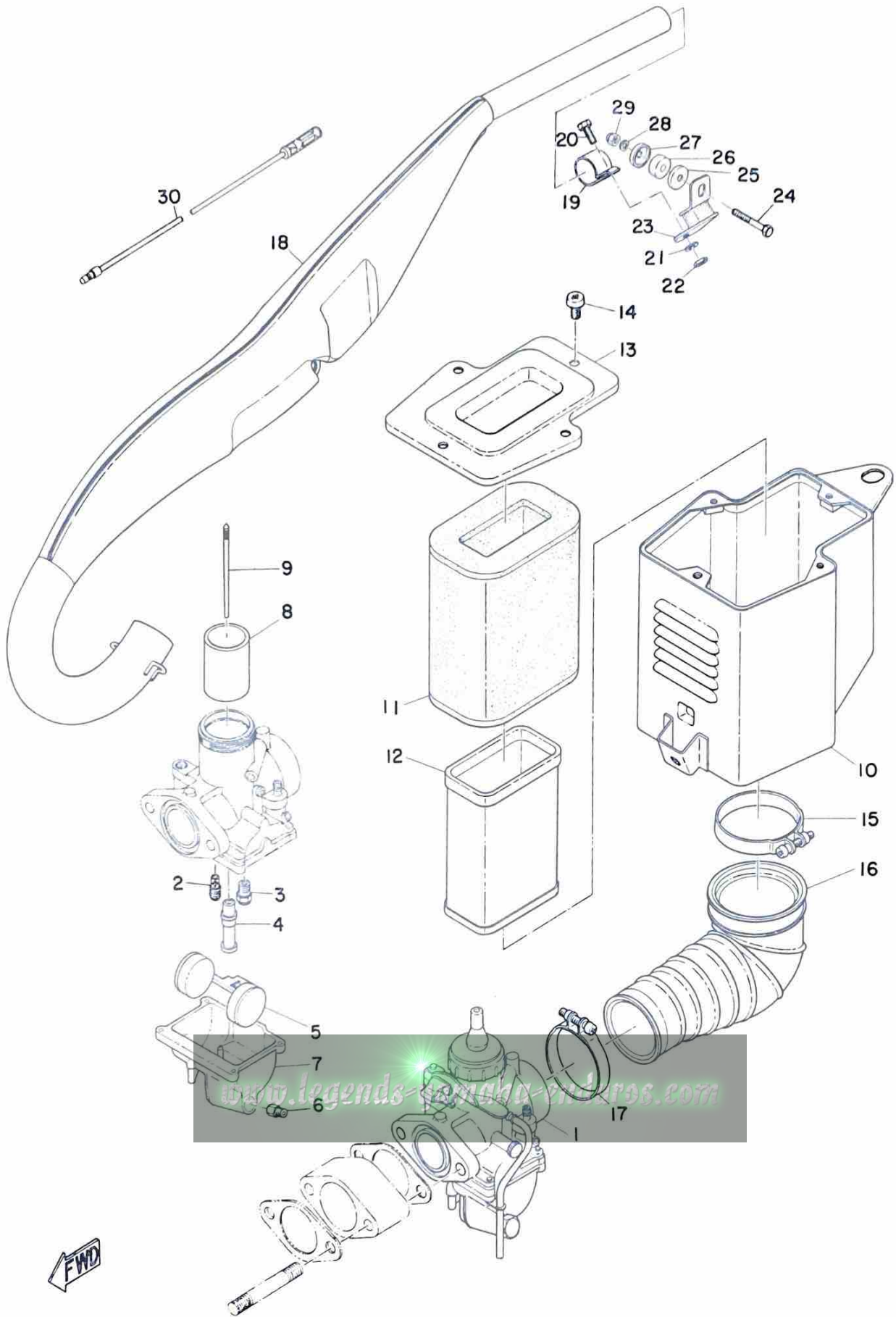


ENGINE (CYLINDER & TRANSMISSION)

Ref. No.	Part No.	Description	Q'ty	Applicable Machine No.	Remarks
32- 1	285-11111-00	HEAD, cylinder	1		
32- 2	94700-00017	PLUG, spark (B-10E)	1		
32- 3	285-11181-00	GASKET, cylinder head	1		
32- 4	285-11311-00	CYLINDER	1		
32- 5	285-11631-00-96	PISTON (S. T.D) 69.96 mm	} U. R 1		
	285-11631-00-97	PISTON (S. T.D) 69.97 mm			
	285-11631-00-98	PISTON (S. T.D) 69.98 mm			
	285-11635-00	PISTON (1st o. s) 70.25 mm	1		
	285-11636-00	PISTON (2nd o. s) 70.50 mm	1		
32- 6	285-11611-00	RING, piston (S. T.D.)	1		
	285-11611-10	RING, piston (1st o. s)	1		
	285-11611-20	RING, piston (2nd o. s)	1		
32- 7	214-17411-60	AXLE, main (16T)	1		
32- 8	214-17121-60	GEAR, 2nd pinion (20T)	1		
32- 9	214-17211-60	GEAR, 1st wheel (36T)	1		
32-10	214-17221-60	GEAR, 2nd wheel (33T)	1		
32-11	214-17231-60	GEAR, 3rd wheel (29T)	2		
32-12	241-17819-00	CAP, housing	1		
ALTERNATE PART(for without oil pump)					
32-13	161-15426-00	COVER, oil pump	1		

www.legends-yamaha-enduros.com

Fig. 33 ENGINE (AIR CLEANER & EXHAUST)



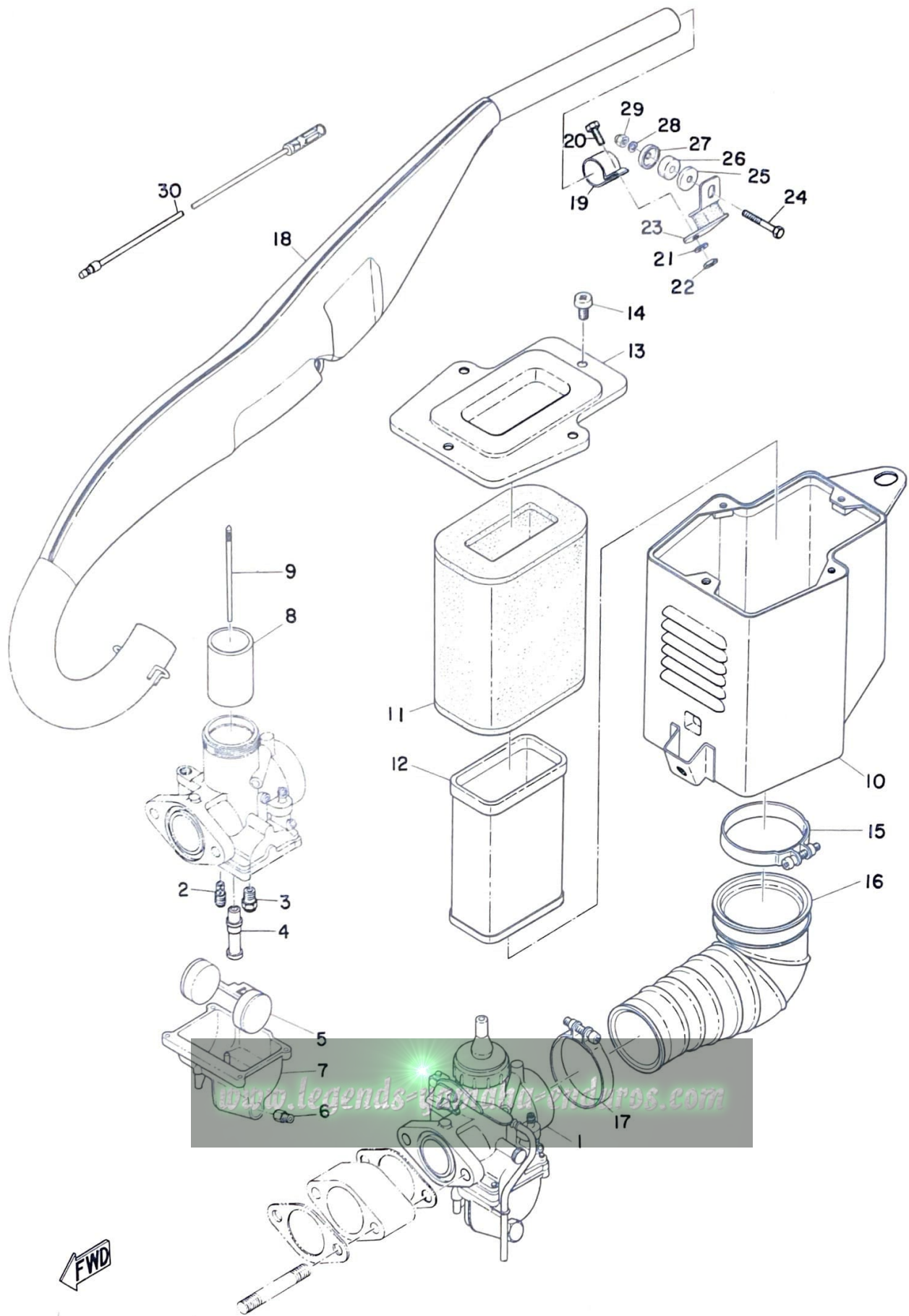
www.legends-motors.com



ENGINE (AIR CLEANER & EXHAUST)

Ref. No.	Part No.	Description	Q'ty	Applicable Machine No.	Remarks
33- 1	285-14101-60	CARBURETOR ASS'Y	1		
33- 2	193-14142-80	. JET, pilot (#80)	1		
33- 3	285-14190-25	. VALVE SEAT ASS'Y (#2.5)	1		
33- 4	145-14141-32	. NOZZLE, main (0-2)	1		
33- 5	285-14185-00	. FLOAT	1		
33- 6	137-14143-38	. JET, main (#190)	} U. R 1		S. T. D
	137-14143-40	. JET, main (#200)			
	137-14143-42	. JET, main (#210)			
33- 7	285-14181-00	. BODY, float chamber	1		
33- 8	211-14112-35	. VALVE, throttle (C. A 3.5)	1		
33- 9	168-14116-07	. NEEDLE (5DP7-3)	1		
33-10	285-14411-00	CASE, air cleaner	1		
33-11	285-14451-00	ELEMENT	1		
33-12	285-14458-00	GUIDE, element	1		
33-13	285-14412-00	CAP, case	1		
33-14	92501-06010	SCREW, pan head	1		
33-15	285-14455-00	BAND	1		
33-16	285-14453-00	JOINT	1		
33-17	170-14455-00	BAND	1		
33-18	285-14610-10	EXHAUST PIPE ASS'Y	1		
33-19	285-14791-10	STAY, muffler	1		
33-20	91201-06020	BOLT	1		
33-21	92901-06100	WASHER, spring	1		
33-22	92801-06100	NUT	1		

Fig. 33 ENGINE (AIR CLEANER & EXHAUST)

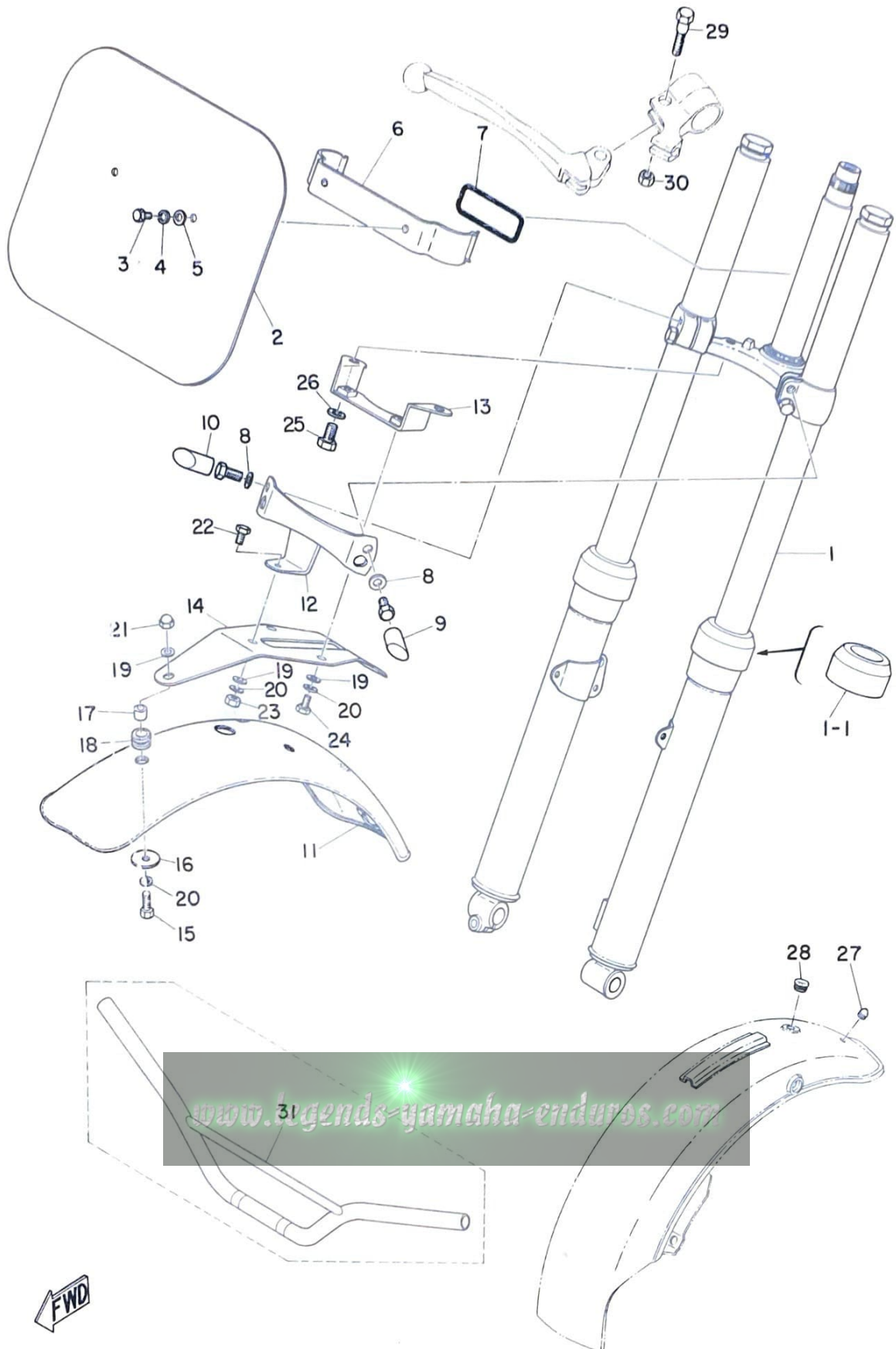


ENGINE (AIR CLEANER & EXHAUST)

Ref. No.	Part No.	Description	Q'ty	Applicable Machine No.	Remarks
33-23	285-14781-11	STAY, muffler 2	1		
33-24	91201-06045	BOLT	1		
33-25	214-14794-00	PLATE, muffler 2	1		
33-26	214-14763-02	SPACER	1		
33-27	214-14793-01	PLATE, muffler 1	1		
33-28	92901-06100	WASHER, spring	1		
33-29	214-21635-00	NUT, crown	1		
33-30	284-82319-00	WIRE, sub lead	1		

www.legends-yamaha-enduros.com

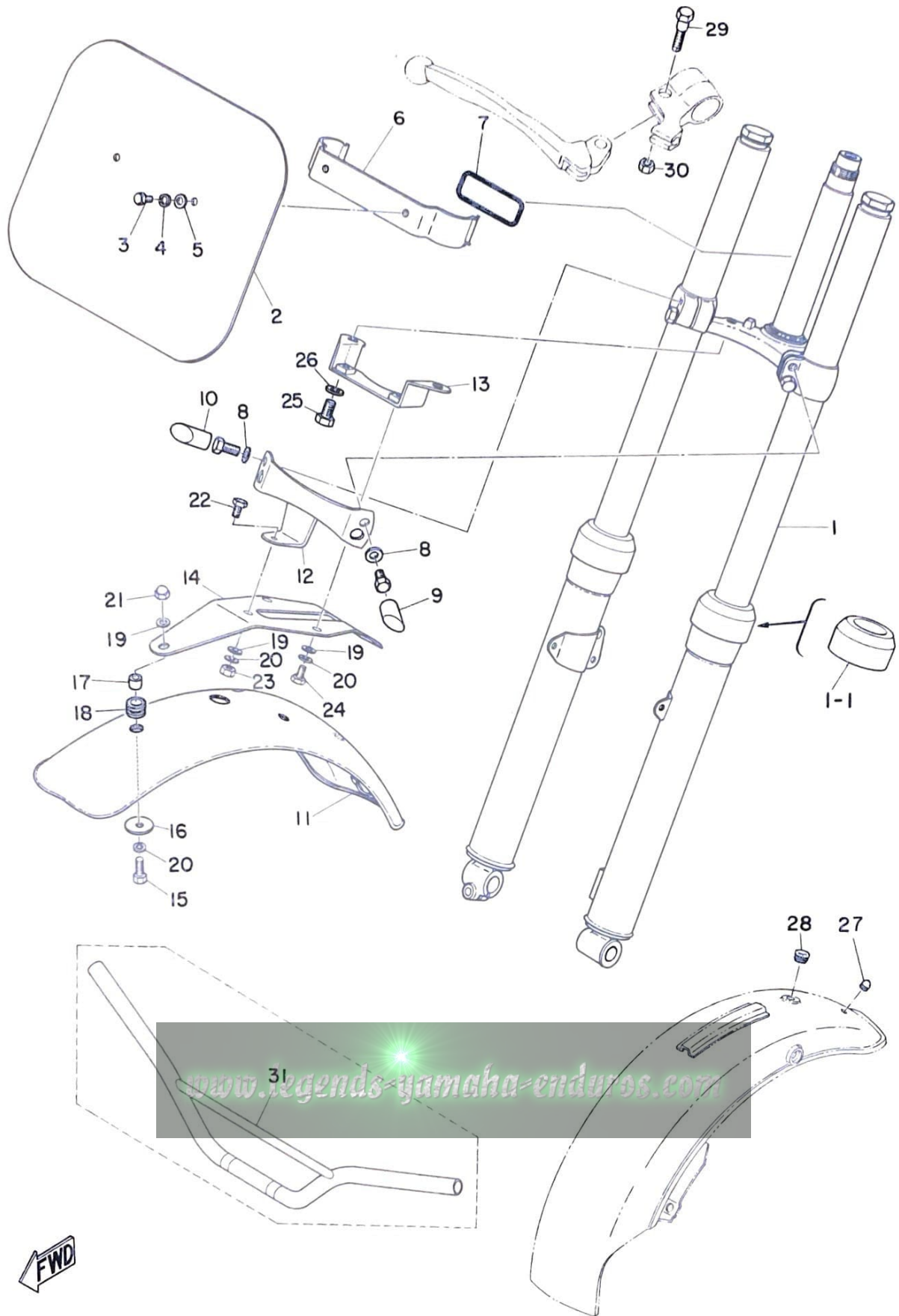
Fig. 34 CHASSIS (FRONT FORK & FRONT FENDER)



CHASSIS (FRONT FORK & FRONT FENDER)

Ref. No.	Part No.	Description	Q'ty	Applicable Machine No.	Remarks
34- 1	292-23100-00	FRONT FORK ASS'Y	1		
34- 1-1	292-23144-00	.SEAL, dust	2		
34- 2	263-23485-00	PLATE, number	1		
34- 3	91201-06015	BOLT	2		
34- 4	92901-06100	WASHER, spring	2		
34- 5	156-24187-00	WASHER, special 2 (6.5-26-1.6) .	2		
34- 6	263-23487-00	STAY, plate	1		
34- 7	92210-67057	O-RING (3-66.5)	1		
34- 8	92901-08200	WASHER, plain	2		
34- 9	263-21581-00	STAY, plate fitting ,left	1		
34-10	263-21591-00	STARY, plate fitting , right	1		
34-11	284-21510-00-35	FRONT FENDER COMP.	1		
34-12	284-21513-00-35	STAY, fender 1	1		
34-13	284-21514-00-35	STAY, fender	1		
34-14	284-21512-00-35	BRACKET, fender	1		
34-15	91201-06018	BOLT	2		
34-16	116-28324-00	WASHER, leg shield 2 (6.5-20-1.6)	2		
34-17	256-21544-00	COLLAR, fender mount	2		
34-18	256-21541-00	DAMPER, fender mount	2		
34-19	92901-06200	WASHER, plain	5		
34-20	92901-06100	WASHER, spring	5		
34-21	92801-06700	NUT, crown	2		
34-22	91201-06012	BOLT	1		
34-23	92801-06100	NUT	1		

Fig. 34 CHASSIS (FRONT FORK & FRONT FENDER)

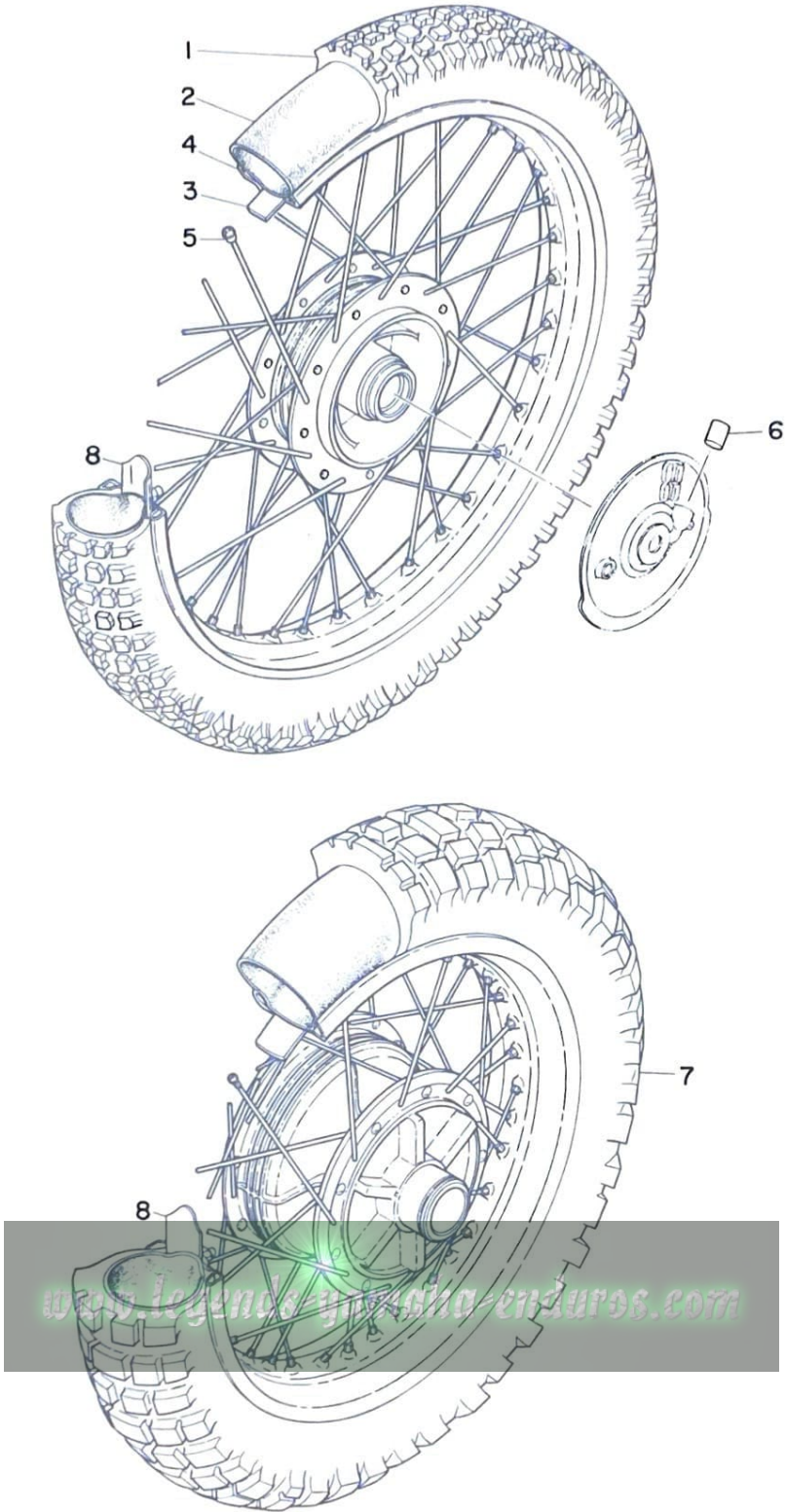


CHASSIS (FRONT FORK & FRONT FENDER)

Ref. No.	Part No.	Description	Q'ty	Applicable Machine No.	Remarks
34-24	91201-06012	BOLT	2		
34-25	97201-08015	BOLT	2		
34-26	92901-08100	WASHER, spring	2		
34-27	285-21639-00	DAMPER	1		
34-28	170-21746-00	DAMPER, cleaner stop	2		
34-29	214-83915-01	SCREW, lever fitting	1		
34-30	92802-06300	NUT	1		
ALTERNATE PART					
34-31	214-26111-70	HANDLE	1		

www.legends-yamaha-enduros.com

Fig. 35 CHASSIS (FRONT & REAR WHEEL)



CHASSIS (FRONT & REAR WHEEL)

Ref. No.	Part No.	Description	Q'ty	Applicable Machine No.	Remarks
35- 1	94127-21071	TIRE, front (2.75-21-4PR) 1		
35- 2	94227-21031	TUBE, front (2.75-21) 1		
35- 3	94327-21024	BAND, rim (2.75-21) 1		
35- 4	94416-21038	RIM, front (1.60A-21) 1		
35- 5	214-25104-10	SPOKE SET, front 1s		
35- 6	152-25139-00	PLUG, blind 1		
35- 7	94140-18070	TIRE, rear (4.00-18-4PR) 1		
35- 8	214-25394-10	SPACER, bead 2		

www.legends-yamaha-enduros.com

NUMERICAL INDEX

YAMAHA

PARTS

www.legends-yamaha-enduros.com

NUMERICAL INDEX

Ref. No.	Parts No.	Ref. No.	Parts No.	Ref. No.	Parts No.
23-17	101-24356-00	11-28	127-14134-00	11- 6	137-14153-00
13- 7	102-18138-00	11-39	132-14146-00	11-13	137-14186-00
25-32	102-25137-00	11-30	132-14171-00	1-14	137-15353-00
29-13	102-28323-00	11-36	132-14173-00	4-10	137-16333-00
14-13	104-81328-20	11-35	132-14174-00	4-11	137-16337-01
31- 1-1	104-82111-10	11-34	132-14179-00	4-22	137-16345-00
27-20	104-83517-10	6-16	132-15353-00	5-11	137-17427-00-10
25-29	109-25136-00	8-22	132-15644-00	6-18	137-18547-00
14-14	110-81345-20	4-23	132-16346-00	6-17	137-18557-00
14- 8	110-81347-20	5- 9	132-17216-00	6-15	137-18557-00
14-11	110-81347-20	8-17	132-17414-00	23-14	137-21767-00
14- 5	110-81348-20	7- 2	132-18113-01	10-19	137-21778-00
30- 2	115-83311-60	7-15	132-18133-00	20- 8	137-23454-00
30-12	115-83311-60	27-15	132-84328-60	22-11	137-24518-00
18- 8	116-23824-00	27-18	132-84335-60	25-18	137-25153-00
10- 8	116-28324-00	6- 4	136-18551-00	16-11	141-82596-00
15-22	116-28324-00	16-14	136-22316-00	22-17	143-24356-00
18-23	116-28324-00	25- 8	136-25115-00	33- 4	145-14141-32
23- 9	116-28324-00	25-35	136-25183-00	16- 5	148-22123-00
29-17	116-28324-00	13-18	137-13128-00	26-13	148-25353-00
34-16	116-28324-00	13-13	137-13137-00	8- 9	150-17219-00
31- 7	116-82150-00	13-14	137-13138-01	7-13	150-18138-00
31- 8	116-82151-00	13-25	137-13165-00	16- 4	150-22124-00
1-12	120-15371-00	13-30	137-13165-00	16- 3	150-22126-00
14-12	120-81331-20	13-24	137-13167-00	16- 7	150-22128-00
19-30	122-23119-01	13-29	137-13167-00	26-18	150-25381-00
19-31	122-23129-00	13-23	137-13169-00	3- 6	152-11685-00
20- 4	122-23411-00	13- 4	137-13176-00	11-29	152-14123-00
20- 6	122-23412-00	13-21	137-13187-00	5- 3	152-17226-00
20- 7	122-23416-00	11-23	137-14133-00	5-37	152-17463-00
22- 2	122-24610-01	11- 8	137-14143-28	35- 6	152-25139-00
28- 2	122-83516-10	11- 8	137-14143-30	11-31	156-14135-00
28- 5	122-83516-10	11- 8	137-14143-32	3-21	156-16174-00
29- 3	122-84514-30	11- 8	137-14143-34	4-14	156-16174-00
7-14	124-18129-00	11- 8	137-14143-36	5-15	156-17417-00-01
13- 1	126-13116-00	33- 6	137-14143-38	5-15	156-17417-00-02
5-15	126-17417-00-03	33- 6	137-14143-40	5-30	156-17429-00
11-26	127-14124-20	33- 6	137-14143-42	5-36	156-17464-01

NUMERICAL INDEX

Ref. No.	Parts No.	Ref. No.	Parts No.	Ref. No.	Parts No.
15-11	156-21483-00	11-32	170-14178-00	3-23	214-11545-01
16- 6	156-22127-00	10-13	170-14455-00	3-17	214-11555-01
20- 1	156-23411-00	33-17	170-14455-00	3-15	214-11557-01
20- 3	156-23412-00	4-19	170-16145-02	3-11	214-11601-03
22-18	156-24181-00	4-18	170-16164-00	3-11	214-11601-13
34- 5	156-24187-00	34-28	170-21746-00	3-11	214-11601-23
17-25	156-27237-00	4-12	174-16356-00	3- 7	214-11631-01-96
15-16	156-83524-00	12- 9	178-14766-00	3- 7	214-11631-01-97
15-17	156-83525-00	22-15	178-14766-00	3- 7	214-11631-01-98
24- 7	156-83525-00	17-24	180-27236-00	3- 7	214-11631-01-99
28-10	156-83525-00	11-37	183-14197-01	3- 9	214-11633-00
32-13	161-15426-00	15-12	183-22143-00	3- 7	214-11635-01
11-18	164-14137-00	25-28	183-25146-00	3- 7	214-11636-01
5-40	164-17417-00	30- 4	183-83312-70	3- 3	214-11651-00
31-28	166-82370-20	30- 3	183-83313-70	3- 4	214-11681-00
11-17	168-14116-01	30-13	183-83313-70	13- 0-1	214-13101-02
33- 9	168-14116-07	30- 5	183-83333-71	13-12	214-13110-01
11-21	168-14131-00	30-15	183-83333-71	13-26	214-13161-01
11-14	168-14184-00	11- 1	193-14142-35	13-27	214-13162-00
11- 2	168-14190-20	33- 2	193-14142-80	13-28	214-13164-00
8-16	168-15653-00	27-24	195-84325-00	13-31	214-13174-01
8-19	168-15675-00	27-17	198-84334-60	13- 2	214-13175-01
8-20	168-15676-00	17-26	206-27238-00	13- 8	214-13178-01
4- 7	168-16321-00	11-16	211-14112-25	10-14	214-13555-01
4- 8	168-16325-00	33- 8	211-14112-35	10-15	214-13556-00
4- 6	168-16367-00	22-20	211-24161-00	10-16	214-13558-00
5-26	168-17116-00	30-14	211-83332-75	11- 0-1	214-14101-61
5-31	168-17428-01-03	1-23	214-11161-00	11-20	214-14118-00
5-31	168-17428-01-05	1-21	214-11171-00	11-19	214-14136-00
6-13	168-18552-00	1-22	214-11175-00	11- 4	214-14142-32
18-19	168-21615-00	1-19	214-11181-01	11- 5	214-14145-00
18-18	168-21639-00	1-24	214-11197-00	11- 7	214-14147-00
29-20	168-21738-00	1-25	214-11198-01	11-22	214-14158-01
26-16	168-25355-00	1-17	214-11351-00	11- 9	214-14166-00
26-35	168-25379-00	1-16	214-11361-00	11-33	214-14175-00
26-19	168-25389-00	3- 0-1	214-11400-01	11-15	214-14181-00
21-30	168-26344-00	3- 1	214-11412-01	11-11	214-14185-00
31-14	168-83936-01	3- 2	214-11422-00	11-12	214-14187-00

NUMERICAL INDEX

Ref. No.	Parts No.	Ref. No.	Parts No.	Ref. No.	Parts No.
11- 3	214-14195-00	8-14	214-15661-00	5-24	214-17241-10
11-38	214-14197-00	8-13	214-15664-00	5- 1	214-17411-10
11-10	214-14198-00	8-12	214-15665-00	32- 7	214-17411-60
10- 2	214-14451-02	8-23	214-15668-00	5-19	214-17421-00
10-12	214-14453-01	8-18	214-15671-01	5-43	214-17428-00-05
10-11	214-14455-01	8-24	214-15674-00	5-43	214-17428-00-07
10- 3	214-14458-00	8-11	214-15676-00	5-43	214-17428-00-09
12-11	214-14612-00	8-26	214-15684-00	5-35	214-17461-30
12-10	214-14513-00	8-25	214-15686-00	5-35	214-17461-40
12-12	214-14623-00	3-19	214-16111-00	5-35	214-17461-50
12-15	214-14683-01	4-15	214-16119-00	5-35	214-17461-60
12- 6	214-14718-00	4- 1	214-16150-00	5-34	214-17462-00
12-16	214-14763-02	4-16	214-16181-00	5-16	214-17474-00
33- 6	214-14763-02	4- 0-1	214-16301-01	5-20	214-17481-00
12- 8	214-14766-00	4- 4	214-16324-00	9- 5	214-17811-01
12-25	214-14771-00	4- 5	214-16332-00	9-11	214-17812-00
12-17	214-14793-01	4-21	214-16340-00	9-10	214-17815-00
33-27	214-14793-01	4-27	214-16343-00	9- 4	214-17830-00
12-18	214-14794-00	4-28	214-16344-00	9- 3	214-17837-00
33-25	214-14794-00	4- 9	214-16351-00	9- 6	214-17841-01
1- 1	214-15111-02	4-20	214-16357-00	9-14	214-17843-00
1- 2	214-15121-06	4- 3	214-16371-01	9- 9	214-17847-00
1-15	214-15351-00	4-25	214-16379-00	9- 1	214-17861-09
2-12	214-15363-00	4-24	214-16389-00	7- 1	214-18111-01
1- 8	214-15385-00	5- 8	214-17121-10	7- 8	214-18121-01
2- 7	214-15451-01	32- 8	214-17121-60	6-22	214-18123-00
2- 8	214-15461-00	5- 5	214-17131-11	7- 7	214-18124-00
1- 9	214-15492-00	5-22	214-17131-11	7- 6	214-18125-00
8- 0-1	214-15610-01-93	5- 2	214-17141-10	6-19	214-18128-00
8- 1	214-15611-01	5-25	214-17211-00	7- 4	214-18131-00
8- 2	214-15612-01	32- 9	214-17211-60	7-17	214-18139-02
8- 4	214-15616-00	5- 6	214-17216-00	6-24	214-18151-00
8- 5	214-15617-00	5-29	214-17216-00	6-23	214-18152-00
8- 6	214-15618-00	5-21	214-17221-10	6-26	214-18178-00
8- 3	214-15625-01	32-10	214-17221-60	6-27	214-18179-00
5-42	214-15631-00	5-23	214-17231-00	7- 9	214-18186-00
8-15	214-15641-01	5- 7	214-17231-10	6-20	214-18188-00
5-41	214-15651-03	32-11	214-17231-60	6-12	214-18511-00

NUMERICAL INDEX

Ref. No.	Parts No.	Ref. No.	Parts No.	Ref. No.	Parts No.
6- 2	214-18512-00	23-18	214-21745-00	22-13	214-24535-00
6- 3	214-18513-00	15-24	214-21746-00	22- 8	214-24542-00
6- 1	214-18531-00	23-11	214-21746-00	24- 1-1	214-24711-00
6-14	214-18533-00	15-15	214-21747-00	24- 9	214-24718-00
6- 8	214-18541-01	23- 2	214-21761-00	24-15	214-24724-00
6- 5	214-18552-00	23-16	214-21766-00	24- 2	214-24726-00
6-10	214-18561-00	23-13	214-21768-00	24-12	214-24727-00
15-23	214-21170-00-33	23-15	214-21769-00	24- 8	214-24728-00
15-14	214-21240-10	23- 3	214-21771-00	24-16	214-24745-00
15-26	214-21268-00	23-12	214-21779-00	24-11	214-24758-00
22-24	214-21269-00	16-16	214-22241-00	24-10	214-24776-00
15- 3	214-21433-00	16-10	214-22311-00-35	25- 2	214-25104-00
15- 2	214-21471-00	16-12	214-22317-00	35- 5	214-25104-10
15- 9	214-21481-00	16-17	214-22318-01	25- 1	214-25111-00
15-10	214-21482-00	19-24	214-23114-00	25- 7	214-25117-00
15- 6	214-21483-00	19- 9	214-23141-00	25-34	214-25118-00
15- 7	214-21494-00	19- 4	214-23146-00	25-20	214-25130-00
18- 1	214-21510-00-35	19- 5	214-23156-00	26-14	214-25130-00
18- 2	214-21512-00-93	19-19	214-23163-00	25-15	214-25135-00
18- 3	214-21513-00	19-29	214-23318-00	25-27	214-25138-00
18- 4	214-21514-00	20-17	214-23441-00	25-13	214-25147-00
10- 9	214-21633-00	20-10	214-23443-00	25-14	214-25149-00
15-19	214-21633-00	20-11	214-23451-10	25-17	214-25151-00
18- 6	214-21633-00	20-19	214-23492-00	25-22	214-25155-00
18-24	214-21633-00	20-21	214-23492-00	25-36	214-25182-01
23- 6	214-21633-00	22- 1	214-24110-03-07	25-38	214-25194-00
12-20	214-21635-00	22-14	214-24143-00	26-12	214-25351-00
33-29	214-21635-00	22-22	214-24173-00	26-46	214-25394-00
18-25	214-21638-00	22-19	214-24184-00	35- 8	214-25394-10
23- 5	214-21638-00	22-16	214-24311-00	26-27	214-25411-00
23- 1	214-21705-00-06	22- 3	214-24500-00	26-28	214-25412-00
10-10	214-21717-00	22-14	214-24512-00	26-26	214-25439-10
15-18	214-21717-00	22- 5	214-24515-00	26-26	214-25440-10
18- 7	214-21717-00	22- 7	214-24521-00	26-26	214-25441-10
23-10	214-21717-00	22- 6	214-24522-00	26-26	214-25442-10
29-14	214-21717-00	22- 9	214-24523-00	26-26	214-25443-10
23- 4	214-21722-00	22-10	214-24524-00	26-26	214-25445-10
15-27	214-21729-00	22-12	214-24525-00	26-26	214-25447-10

NUMERICAL INDEX

Ref. No.	Parts No.	Ref. No.	Parts No.	Ref. No.	Parts No.
26-26	214-25449-10	31- 6	214-82121-00	2- 9	233-15431-00
26-26	214-25450-10	31- 4	214-82122-00	14- 0-1	233-81300-20
21- 1	214-26111-00	31- 2	214-82131-00	14- 3	233-81313-20
34-32	214-26111-70	31- 5	214-82131-00	14- 4	233-81314-20
21- 8	214-26241-00	31-22	214-82310-40	31-15	233-82590-21
21-22	214-26242-00	31-30	214-82530-00	21- 0-2	233-82920-33
21-21	214-26243-00	31-31	214-82537-00	21- 9	233-82921-31
21-25	214-26261-00	31-16	214-82599-00	28- 1	233-83570-31
21-18	214-26281-01	21- 0-1	214-82910-03	21-13	233-83915-01
21-19	214-26282-01	21- 2	214-82911-01	21-10	233-83922-31
21-24	214-26311-02	31-12	214-83354-00	31-13	233-83973-00
21-26	214-26312-00	31-25	214-83371-10	21-23	233-83980-30
21-27	214-26321-00	28- 7	214-83523-00	27- 0-1	233-84110-60
21-28	214-26335-00	28- 9	214-83524-00	27- 5	233-84115-60
21-31	214-26337-00	28-14	214-83528-00	27- 4	233-84120-60
21-32	214-26341-00	28-18	214-83560-00	27-12	233-84127-60
21-29	214-26346-00	21- 3	214-83912-01	27-13	233-84133-60
17-14	214-27211-00-33	21- 7	214-83913-00	28- 3	235-83536-21
17-16	214-27212-00	21-14	214-83913-00	28- 8	237-83523-00
17-17	214-27213-00	34-29	214-83915-01	32-12	241-17819-00
17-18	214-27216-00	27- 0-2	214-84101-60	25-21	246-25333-00
17- 9	214-27311-01	27- 1	214-84130-61-71	26-15	246-25333-00
17-13	214-27316-00	27-11	214-84131-61	1-13	248-15373-00
17- 1	214-27411-00	27-19	214-84150-60	22-23	248-24173-00
17- 3	214-27413-00	27- 2	214-84153-60	17-20	248-27228-00
17- 6	214-27417-00	27- 3	214-84154-60	21-34	253-26290-00
17- 5	214-27418-00	27-23	214-84157-60	21-33	253-26290-10
17- 2	214-27421-00	27-21	214-84158-60	34-18	256-21541-00
17- 4	214-27426-00	27- 7	214-84159-61	34-17	256-21544-00
15-25	214-28100-01	29-25	214-84517-00	19-15	256-23122-61
14- 2	214-81312-21	29-22	214-84553-01	30-16	256-83316-00
14- 7	214-81321-20	28-17	214-93550-00	30-17	256-83321-00
14-10	214-81326-20	1-20	233-11111-01	19-16	256-85111-00
14-15	214-81332-21	1-18	233-11311-01	27- 6	261-84312-61
14- 1	214-81350-22	2- 1	233-15411-00	34- 9	263-21581-00
31-17	214-81970-20	2-10	233-15416-00	34-10	263-21591-00
31- 1	214-82110-10	2- 3	233-15417-00	34- 2	263-23485-00
31- 3	214-82112-00	2- 2	233-15421-00	34- 6	263-23487-00

NUMERICAL INDEX

Ref No.	Parts No.	Ref. No.	Parts No.	Ref. No.	Parts No.
11-24	275-14122-00	30-11	275-83340-65-93	32- 6	285-11611-20
10- 1	275-14411-00	30-22	275-83346-00	32- 5	285-11631-00-96
10- 4	275-14412-00	31- 9	275-83350-60	32- 5	285-11631-00-97
15- 1	275-21110-01-33	30-18	275-83359-00	32- 5	285-11631-00-98
18-14	275-21610-60-35	28-11	275-83519-00	32- 5	285-11635-00
18-20	275-21635-00	28- 6	275-83520-00	32- 5	285-11636-00
16- 1	275-22110-00-33	29- 0-1	275-84510-60	33- 1	285-14101-60
26-39	275-22123-00	29- 1	275-84511-60	33- 7	285-14181-00
16- 2	275-22141-00	29- 4	275-84521-60	33- 5	285-14185-00
19-27	275-23346-60	29- 2	275-84523-60	33- 3	285-14190-25
19-26	275-23340-60-33	29- 5	275-84524-60	33-10	285-14411-00
20- 9	275-23435-01	29- 8	275-84551-60-35	33-13	285-14412-00
24- 1	275-24710-00	29-16	275-84553-00	33-11	285-14451-00
25-16	275-25121-00	29-15	275-84557-00	33-16	285-14453-00
25-33	275-25181-00	24-17	276-24748-00	33-15	285-14455-00
25-39	275-25186-00	19-23	278-23115-50	33-12	285-14458-00
26- 2	275-25304-00	19-20	278-23116-50	33-18	285-14610-10
26- 1	275-25311-00	19-35	278-23128-50	33-23	285-14781-11
26- 7	275-25317-00	19-11	278-23142-50	33-19	285-14791-10
26-11	275-25321-00	19-13	278-23144-50	34-27	285-21639-00
26-21	275-25327-00	19- 3	278-23145-50	12- 1	291-14610-30
26-10	275-25328-00	19-14	278-23148-50	12- 2	291-14751-30
26-25	275-25364-00	19-23	278-23158-50	23-19	291-21787-00
26-24	275-25366-00	19- 7	278-23171-50	16-15	291-22210-70
26-32	275-25367-00	19-32	278-23181-50	19- 0-1	291-23100-60-71
26-37	275-25371-00	24-18	278-24768-00	19-25	291-23111-60
26-38	275-25373-00	17-10	278-27317-00	19-12	291-23118-60
26-31	275-25377-00	29- 9	278-85111-00	19-21	291-23121-60-71
26-33	275-25382-00	34-11	284-21510-00-35	19-10	291-23124-60
26-20	275-25383-00	34-14	284-21512-00-35	19- 1	291-23126-60
17-19	275-27231-00	34-12	284-21513-00-35	19-22	291-23131-60-71
31-20	275-82508-70	34-13	284-21514-00-35	19- 2	291-23136-60
30- 1	275-83310-60-93	33-30	284-82319-00	19-34	291-23167-60
30- 7	275-83318-00	32- 1	285-11111-00	19- 8	291-23170-60
30- 1	275-83320-60-93	32- 3	285-11181-00	28- 4	291-83540-00
30- 8	275-83328-00	32- 4	285-11311-00	34- 1	292-23100-00
30-11	275-83330-65-93	32- 6	285-11611-00	3- 1-1	292-23144-00
30-21	275-83336-00	32- 6	285-11611-10	3-10	604-11634-00

NUMERICAL INDEX

Ref. No.	Parts No.	Ref. No.	Parts No.	Ref. No.	Parts No.
11-25	802-14161-00	6- 6	91401-25018	34-33	92801-06100
11-27	802-14169-00	26-42	91401-25018	18-13	92801-06700
27-16	802-84126-00	25-37	91401-30028	34-21	92801-06700
7- 3	91101-06020	36-34	91401-30030	21- 6	92802-06300
12-13	91102-06020	21-16	91402-12015	34-30	92802-06300
9-12	91201-06010	17-12	91403-20025	11-41	92901-04100
24-13	91201-06010	24- 5	91502-05055	14- 6	92901-04100
15- 4	91201-06012	1- 3	91800-08016	14- 9	92901-04200
18-11	91201-06012	12- 7	91903-06012	27-14	92901-04200
31-26	91201-06012	34- 7	92210-67057	1-11	92901-05100
34-22	91201-06012	13-20	92501-04005	6-29	92901-05100
34-24	91201-06012	10- 5	92501-06010	13-15	92901-05100
12-22	91201-06015	12- 3	92501-06010	19-17	92901-05100
34- 3	91201-06015	29- 6	92501-06010	27- 9	92901-05100
34-15	91201-06018	33-14	92501-06010	29-10	92901-05100
10- 7	91201-06020	14-16	92501-06015	31-19	92901-05100
16-26	91201-06020	15-20	92501-06025	31-24	92901-05100
18- 5	91201-06020	2-11	92501-06030	31-32	92901-05100
18-15	91201-06020	2-14	92501-06030	21-17	92901-05200
33-20	91201-06020	2-15	92501-06040	7-11	92901-05100
17-15	91201-06025	1- 5	92501-06045	9-13	92901-06100
18-10	91201-06025	2- 5	92501-06050	10- 6	92901-06100
18-21	91201-06025	2- 6	92501-06050	12- 4	92901-06100
23- 7	91201-06025	1- 6	92501-06060	12-14	92901006100
25-23	91201-06030	1- 4	92501-06065	12-21	92901-06100
28-12	91201-06030	1-7	92501-06065	12-23	92901-06100
12-19	91201-06035	2-13	92501-06065	14-17	92901-06100
33-24	91201-06045	30-10	92503-06015	15-21	92901-06100
24- 3	91202-06012	2-16	92800-08016	16-24	92901-06100
24-19	91202-06012	7-10	92801-06100	18-12	92901-06100
21- 4	91203-06020	16-23	92801-06100	18-16	92901-06100
21-11	91203-06020	18- 9	92801-06100	18-22	92901-06100
26-17	91203-06020	25-24	92801-06100	20-20	92901-06100
29-12	91203-06035	28-16	92801-06100	21- 5	92901-06100
20-12	91204-10030	29-19	92801-06100	21-12	92901-06100
4-26	91401-10010	29-24	92801-06100	23- 8	92901-06100
13-19	91401-12018	31-11	92801-06100	24-20	92901-06100
17-22	91401-25012	33-22	92801-06100	25-25	92901-06100

NUMERICAL INDEX

Ref. No.	Parts No.	Ref. No.	Parts No.	Ref. No.	Parts No.
28-15	92901-06100	3-16	92901-12100	8-21	93410-15005
29- 7	92901-06100	27-22	92901-12300	5-10	93410-19015
29-18	92901-06100	16- 8	92901-14100	5-27	93410-19015
29-23	92901-06100	3-22	92901-18100	8-10	93410-20009
30- 9	92901-06100	24- 6	92902-05200	25-12	93410-22014
31-10	92901-06100	24- 4	92902-06100	26-30	93410-52022
31-27	92901-06100	24-14	92902-06200	5-13	93420-26024
33-21	92901-06100	27-26	92903-08200	19- 6	93420-28025
33-28	92901-06100	13-17	93101-10001	3-13	93420-72023
34- 4	92901-06100	13- 5	93101-10002	6-25	93430-07012
34-20	92901-06100	7- 5	93101-12004	13- 6	93430-08006
12- 5	92901-06200	8- 8	93101-20008	6-21	93430-09019
12-24	92901-06200	25-10	93102-20009	9- 2	93430-09019
15- 5	92901-06200	5-33	93102-35054	6- 7	93430-10016
16-25	92901-06200	3-14	93103-30044	7-12	93430-10016
17-21	92901-06200	3-18	93103-42045	5- 4	93440-25019
17-23	92901-06200	25-30	93104-07003	5-28	93440-25019
18-17	92901-06200	26- 9	93104-46029	5-39	93450-40001
25-26	92901-06200	25-19	93105-50010	5-18	93450-52005
28-13	92901-06200	26-29	93106-25003	20- 2	93501-04011
34-19	92901-06200	5-14	93109-07009	20- 5	93503-16003
10-17	92901-08100	9- 8	93210-07100	4-13	93505-16006
15-13	92901-08100	9- 7	93210-13016	13-22	93505-32002
16-19	92901-08100	25-31	93210-14104	13- 3	93603-22028
17- 8	92901-08100	3-20	93210-25070	6- 9	93604-14012
19-28	92901-08100	26-22	93210-31114	26-23	93700-06001
19-36	92901-08100	4- 2	93211-20102	35- 1	94127-21071
20-15	92901-08100	25- 9	93306-20201	25- 4	94132-19063
27-27	92901-08100	25-11	93306-20203	26- 4	94140-18062
30-19	92901-08100	5-38	93306-20301	35- 7	94140-18070
34-26	92901008100	26- 8	93306-20301	35- 2	94227-21031
16-22	92901-08200	5-17	93306-20508	25-5	94232-19029
29-21	92901-08200	5-32	93306-30506	26- 5	94240-18024
34- 8	92901-08200	3-12	93306-30602	35- 3	94327-21024
13- 9	92901-08400	3- 8	93310-21824	25- 6	94332-19021
15- 8	92901-10100	3- 5	93310-52440	26- 6	94349-18022
20-13	92901-10100	5-12	93315-22004	25- 3	94416-19035
26-40	92901-10100	4-17	93341-23307	35- 4	94416-21038

NUMERICAL INDEX

Ref. No.	Parts No.	Ref. No.	Parts No.	Ref. No.	Parts No.
26- 3	9418-18051	26-43	98801-10300		
26-44	94515-20100	26-41	98801-10500		
26-45	94615-20001	16- 9	98801-14100		
31-29	94700-00035	21-15	98802-05500		
32- 2	94700-00017	30- 6	98803-08100		
17- 7	97101-08020	26-36	98803-08300		
20-14	97103-08045	20-16	98803-08700		
16-18	97201-08015	17-11	98803-10500		
34-25	97201-08015				
16-20	97201-08025				
8- 7	97201-08030				
27-25	97203-08025				
20-18	97203-08030				
31-21	98203-05012				
22-21	98501-04008				
11-40	98501-04015				
31-33	98501-05008				
1-10	98501-05010				
6-28	98501-05010				
16-13	98501-05010				
31-18	98501-05010				
27- 8	98501-05012				
2- 4	98501-05015				
13-11	98501-05015				
31-23	98501-05020				
21-20	98503-05018				
6-11	98701-05015				
19-18	98801-05100				
29-11	98801-05100				
13-16	98801-05200				
27-10	98801-05200				
10-18	98801-08100				
16-21	98801-08100				
19-37	98801-08100				
30-20	98801-08100				
27-28	98801-08200				
7-16	98801-08300				
13-10	98801-08300				

www.legends-yamaha-enduros.com

www.legends-yamaha-enduros.com



YAMAHA MOTOR CO., LTD.

PRINTED IN JAPAN

First edition Aug. 1970