



YAMAHA

PARTS LIST

MODEL **DT100E**

www.legends-yamaha-enduros.com

NOTICE


ALL PART NUMBERS CONTAINED IN THIS CATALOGUE ARE COMPRISED OF TEN DIGITS. WHEN ORDERING, PLEASE ADD TWO ZEROS TO THE END OF EACH PART NUMBER REQUIRED TO CONVERT THE TEN DIGITS INTO THE NEW TWELVE DIGIT NUMBERS.

YAMAHA MOTOR CO., LTD.

COPY RIGHT: ALL RIGHTS RESERVED
NO PART OF THIS PUBLICATION MAY BE REPRODUCED WITHOUT PERMISSION.

YAMAHA
PARTS LIST
MODEL DT100E

www.legends-yamaha-enduros.com



www.legends-yamaha.com

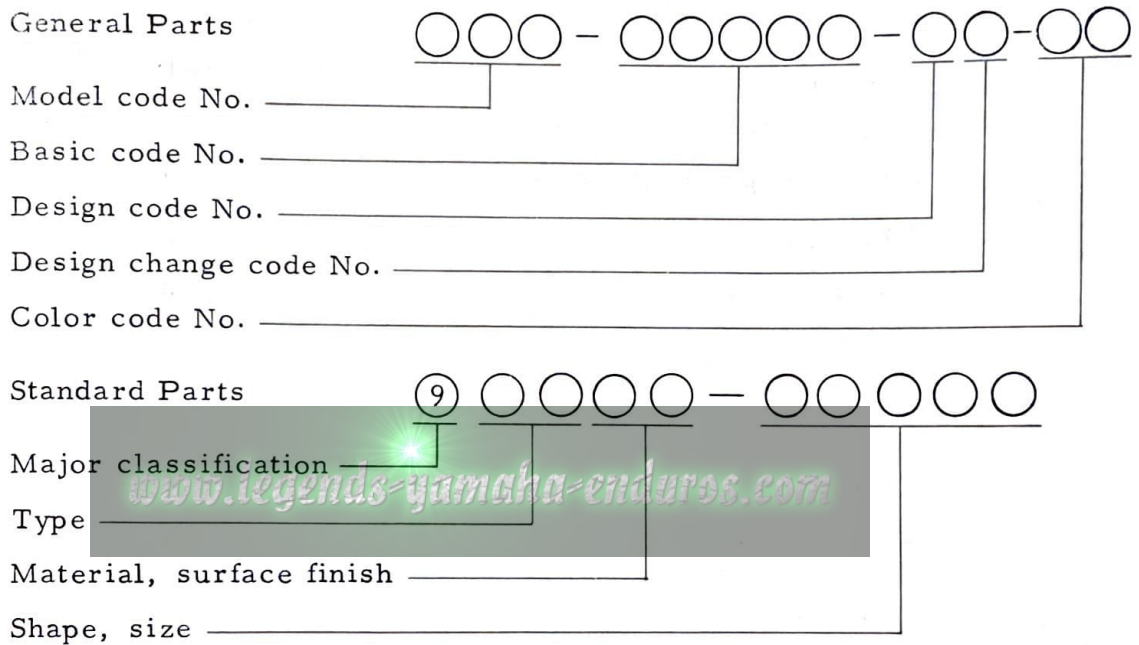


FOREWORD

This Parts List relates to the parts in use for the Yamaha DT100E. When you are ordering replacement parts for the DT100E, refer to this Parts List and quote both part numbers and part names correctly.

1. Structure of Part No.

Yamaha parts are divided largely into two categories; general parts and standard parts, and each part No. has the following structure:



Note: Every standard No. begins with 9.

2. How to Use this Parts List

(1) Except for steel balls (whose size is indicated in inches), the size of all parts is indicated in millimeters in the following manner.

Hose (rubber or vinyl) Inside diameter - length

O-ring Section area - inside diameter

Washer, shim, collar Inside diameter - outside diameter - thickness (length)

(2) Parts, which are to be supplied in the form of assemblies, are listed with an indentation of one letter's space, and a dot (.) is put

against the name of each part. If any two different assemblies (e.g., right and left side components) consist of almost the same type components, these two assemblies are listed in two lines, and then the names of component parts are listed in the subsequent lines with an indention as mentioned earlier. The quantity of parts is given in the following manner; that is, in the case of parts being the same in type between the right and left, a total quantity of parts is given. On the other hand, if the right and left side parts are different in type, the quantity of part(s) on each side is given.

Example

Description	Q'ty
CARBURETOR ASS'Y, left	1
CARBURETOR ASS'Y, right	1
. JET, pilot	2
. NOZZLE, main	2
⋮	
. LEVER, starter, left	1
. LEVER, starter, right	1

(3) Key to Symbols

U. R.	Use size (thickness) and/or number as required
U. N.	Use as many as you need
T	Number of teeth in a gear
V	Voltage for light bulbs
S	"S" type oil seal or "S" type circlip
SD	"SD" type oil seal
SO	"SO" type oil seal
SW	"SW" type oil seal
E	"E" type circlip
R	"R" type circlip
F/No.	Frame No. (Applicable machine No.)

- (4) The right and left in relation to parts are determined on the basis of the rider facing toward the front.
- (5) This Parts List is based on the model in the production line on Jun., 10, 1977. Accordingly, if any modifications which have been made to parts will be announced in the Yamaha Parts News. It is advisable that according to the Yamaha Parts News, You will make necessary corrections to the Parts List on hand to keep it up-to dated.

www.legends-yamaha-enduros.com

CONTENTS

ENGINE

Fig. 1	Crankcase · Cylinder	1
Fig. 2	Crankcase Cover	3
Fig. 3	Crank · Piston	5
Fig. 4	Clutch	9
Fig. 5	Transmission	13
Fig. 6	Shifter 1	17
Fig. 7	Shifter 2	19
Fig. 8	Kick Starter	21
Fig. 9	Intake	23
Fig. 10	Carburetor	25
Fig. 11	Exhaust	29
Fig. 12	Oil Pump	31
Fig. 13	Flywheel Magneto	33

CHASSIS

Fig. 14	Frame · Side Cover	37
Fig. 15	Rear Arm · Rear Cushion · Chain Case	39
Fig. 16	Stand · Footrest · Brake Pedal	41
Fig. 17	Front Fender · Rear Fender	43
Fig. 18	Front Fork	45
Fig. 19	Steering	49
Fig. 20	Handle · Wire	51
Fig. 21	Fuel Tank	55
Fig. 22	Oil Tank	57
Fig. 23	Seat	59
Fig. 24	Front Wheel	61
Fig. 25	Rear Wheel	65
Fig. 26	Head Lamp	69
Fig. 27	Speedometer	71

Fig. 28	Tail Lamp	73
Fig. 29	Flasher Lamp	75
Fig. 30	Electrical	77

REPAIR KIT

Fig. 31	Repair Kit	81
---------	------------	-------	----

NUMERICAL INDEX

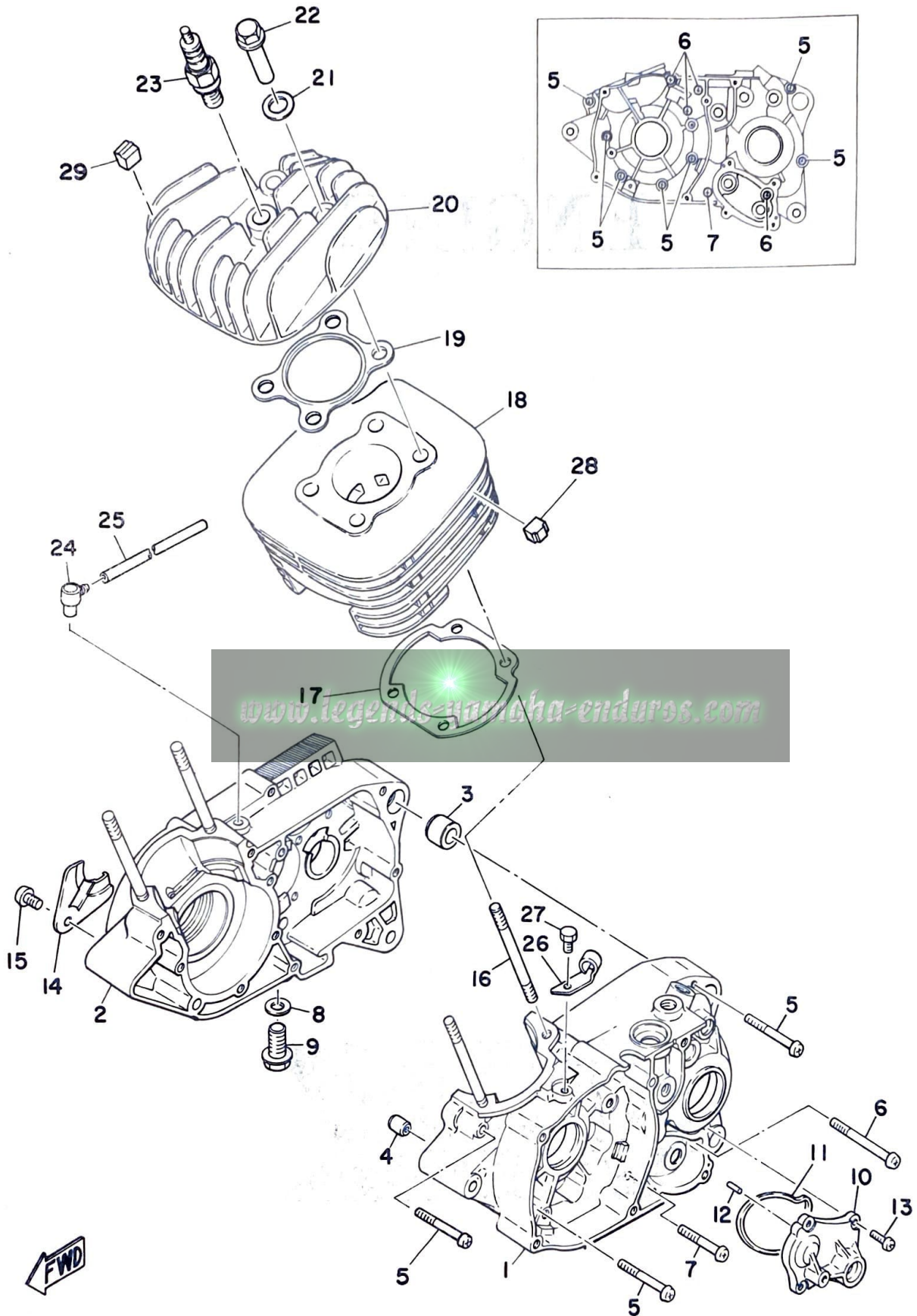


ENGINE

www.legends-yamaha-enduros.com

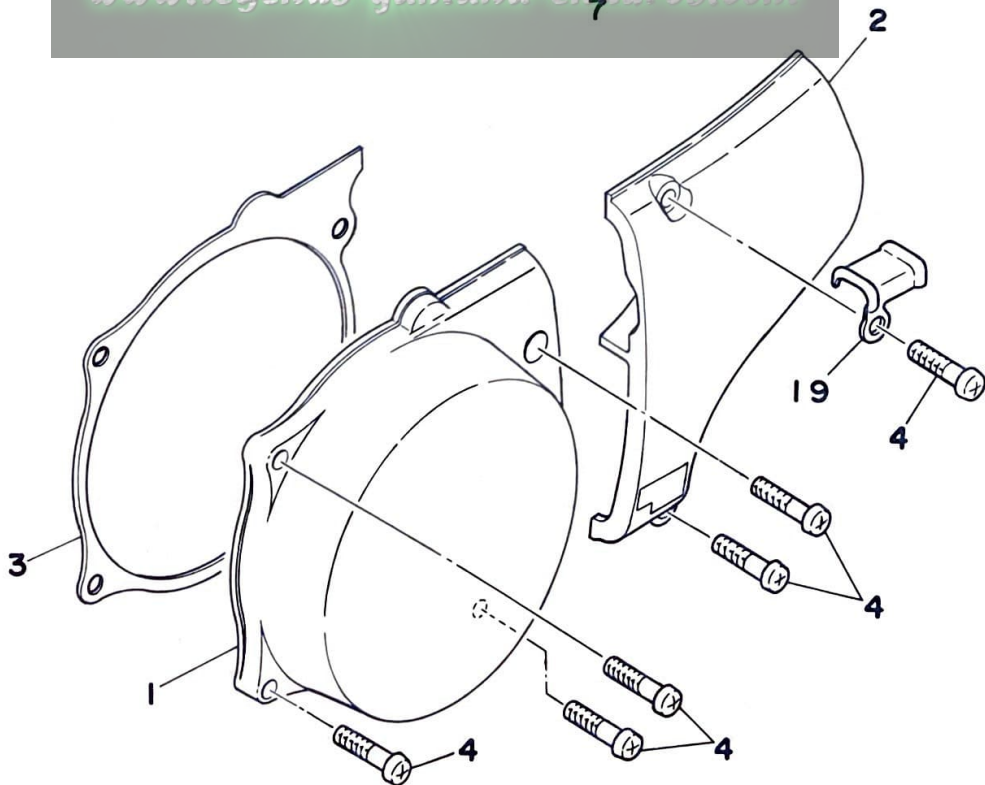
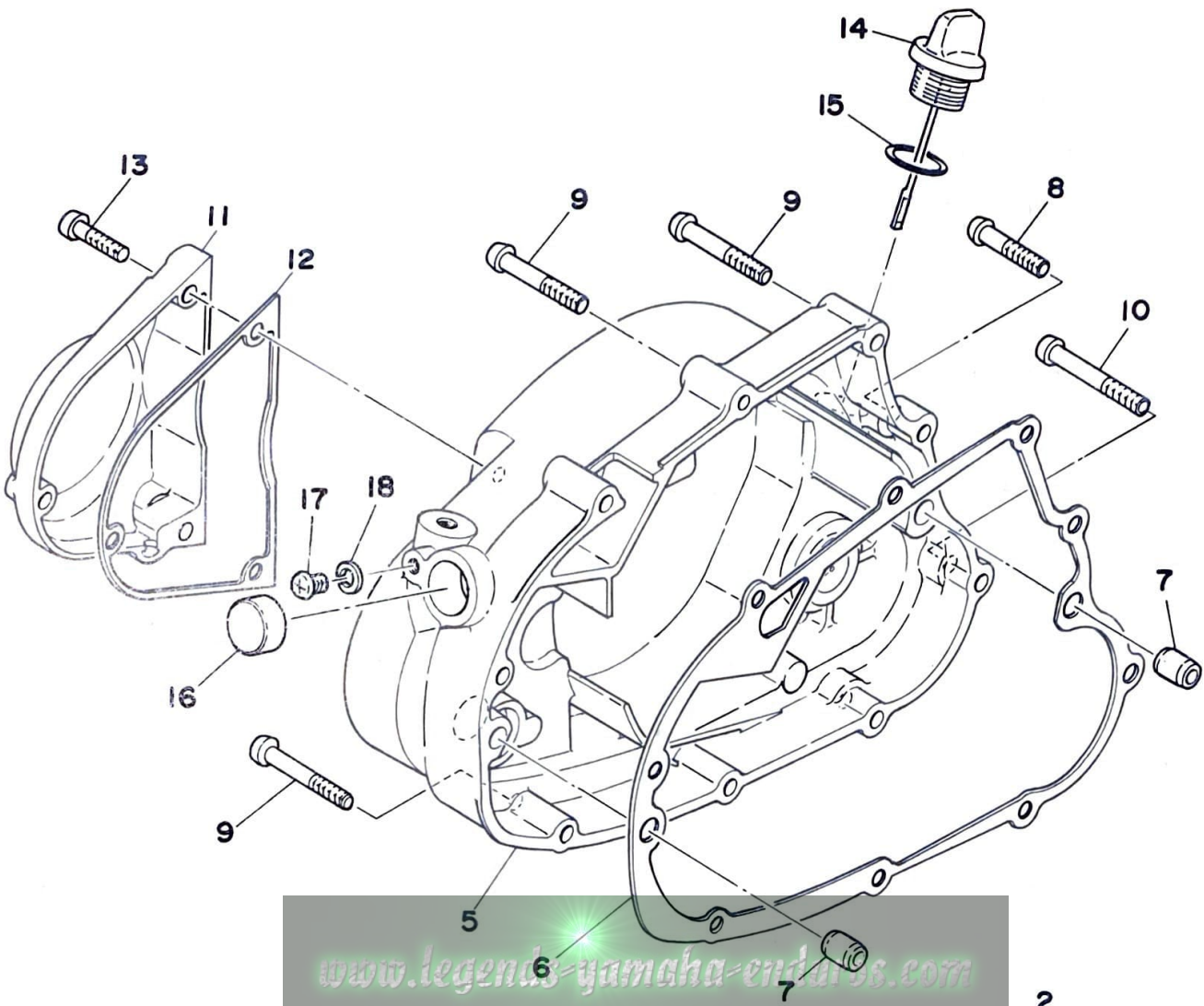


Fig. 1 CRANKCASE · CYLINDER



Ref. No.	Part No.	Description	Q'ty	Applicable Machine No.	Remarks
1- 1	1T9-15111-00	CASE, crank left	1		
2	1T9-15121-00	CASE, crank right	1		
3	91810-16016	PIN, dowel (14-16)	1		
4	91830-21014	PIN, dowel (6.4-14)	1		
5	92501-06050	SCREW, panhead	7		
6	92501-06060	SCREW, panhead	4		
7	92501-06040	SCREW, panhead	1		
8	90430-12038	GASKET (132-15353-00)	1		
9	90340-12005	PLUG, drain (132-15351-00)	1		
10	437-15419-01	COVER, shifter	1		
11	401-15449-00	RING, rubber	1		
12	93603-12007	PIN, dowel (3-11.8)	2		
13	92501-06015	SCREW, panhead	4		
14	304-15128-00	HOLDER, right	1		
15	92501-08010	SCREW, panhead	1		
16	90116-08065	BOLT, stud (276-11361-00)	4		
17	276-11351-00	GASKET, cylinder	1		
18	1T9-11311-00	CYLINDER	1		
19	304-11181-70	GASKET, cylinder head	1		
	276-11181-01	GASKET, cylinder head	1		for Canada
20	1T9-11111-00	HEAD, cylinder	1		
21	90201-12362	WASHER, plate (278-11175-00)	4		12.5-22-2
22	90179-08025	NUT (248-11171-01)	4		
23	94701-00044	PLUG, spark (B-7ES)	1		
	94701-00045	PLUG, spark (B-8ES)	1		for Canada
24	498-15371-00	BREATHER	1		
25	90445-07176	HOSE (395-24317-00 4.2-200)	1		
26	401-15441-02	HOLDER, clutch wire	1		
27	97301-06012	BOLT, hexagon	1		
28	434-11161-00	ABSORBER	14		
29	427-11161-00	ABSORBER	8		

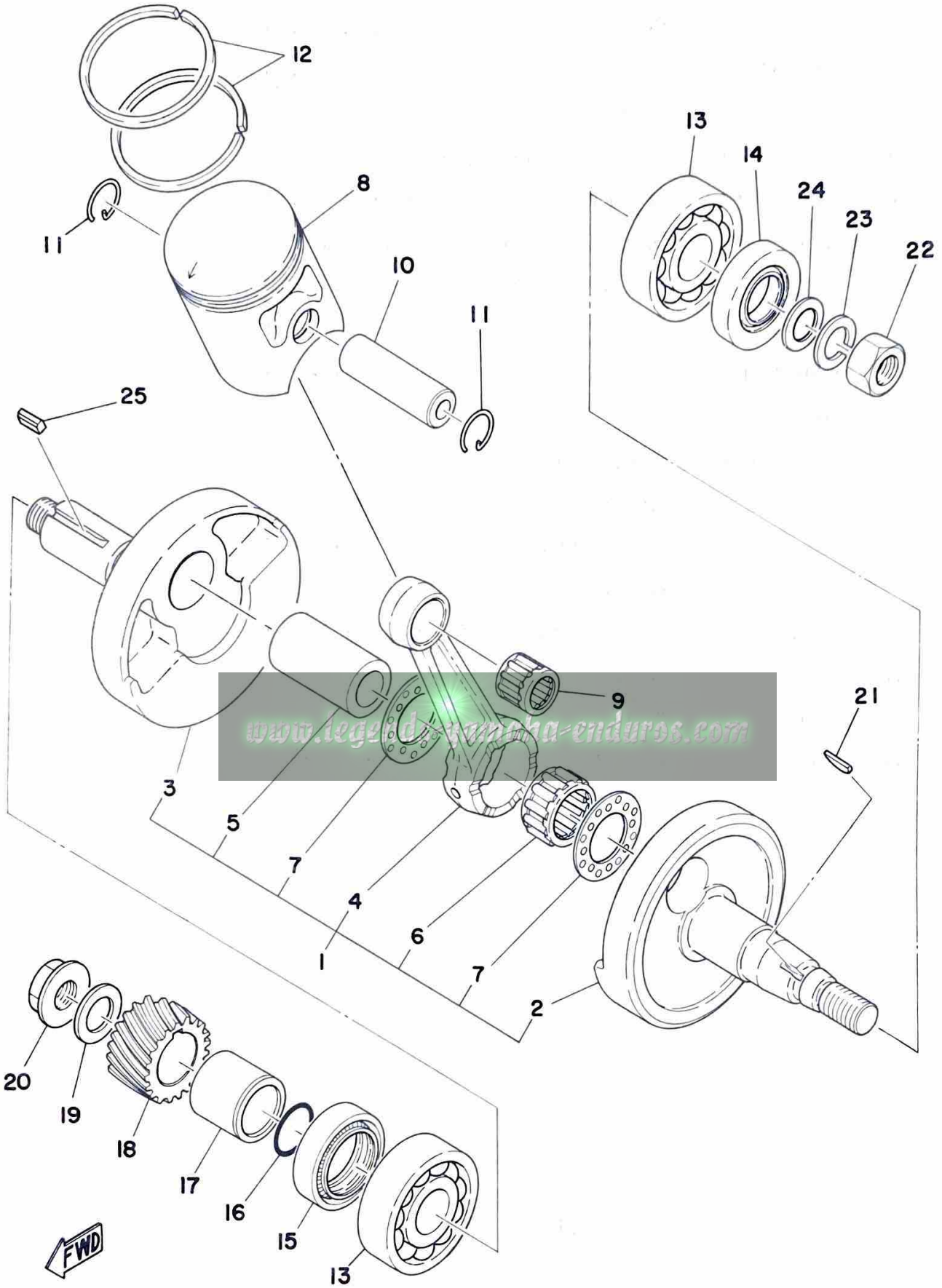
Fig. 2 CRANKCASE COVER



Ref. No.	Part No.	Description	Q'ty	Applicable Machine No.	Remarks
2- 1	1X0-15411-00	COVER, crankcase left 1	1		
2	401-15421-00	COVER, crankcase left 2	1		
3	1X0-15455-00	GASKET, crankcase cover left 1	1		
4	92501-06020	SCREW, panhead	6		
5	401-15431-00	COVER, crankcase right	1		
6	401-15451-00	GASKET, crankcase cover right	1		
7	91830-21014	PIN, dowel (6.4-14)	2		
8	92501-06030	SCREW, panhead	3		
9	92501-06040	SCREW, panhead	5		
10	92501-06045	SCREW, panhead	1		
11	1X0-15416-00	COVER, oil pump	1		
12	402-15456-00	GASKET, oil pump cover	1		
13	92501-06025	SCREW, panhead	3		
14	401-15362-00	PLUG, oil level	1		
15	93210-19123	O-RING (2.4-19)	1		
16	90338-20023	PLUG, blind (363-17481-00)	1		
17	92501-06010	SCREW, panhead	1		
18	92901-06100	WASHER, spring	1		
19	90461-10016	CLAMP	1		

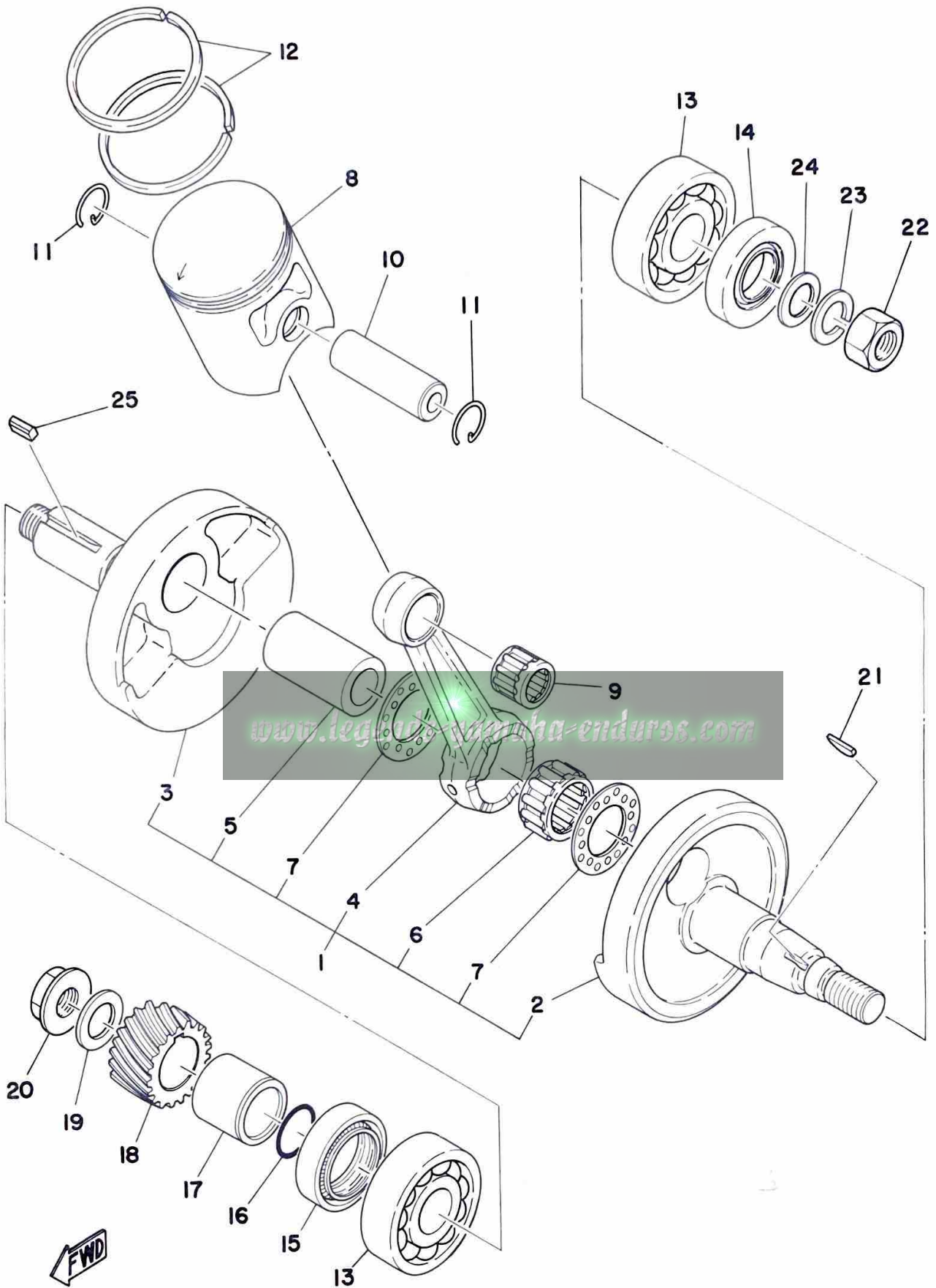
www.legends-yamaha-enduros.com

Fig. 3 CRANK · PISTON



Ref. No.	Part No.	Description	Q'ty	Applicable Machine No.	Remarks
3- 1	558-11400-01	CRANK ASS'Y	1		
2	558-11412-00	. CRANK, left	1		
3	558-11422-00	. CRANK, right	1		
4	558-11651-00	. ROD, connecting	1		
5	164-11681-01	. PIN, crank	1		
6	93310-422E7	. BEARING, con-rod big end	1		
7	90209-22071	. WASHER (164-11685-00)	2		
8	558-11631-01-96	PISTON (51.96mm STD)	1	U. R	
	558-11631-01-98	PISTON (51.98mm STD)			
	558-11635-01	PISTON (52.25mm 1st O.S)	1		Alternate Parts
	558-11636-01	PISTON (52.50mm 2nd O.S)	1		Alternate Parts
	558-11637-01	PISTON (52.75mm 3rd O.S)	1		Alternate Parts
	558-11638-01	PISTON (53.00mm 4th O.S)	1		Alternate Parts
9	93310-21403	BEARING, con-rod small end	1		
10	131-11633-00	PIN, piston	1		
11	93450-15023	CIRCLIP (131-11634-00)	2		
12	558-11610-00	PISTON RING SET (STD)	1s		
	558-11610-10	PISTON RING SET (1st O.S)	1s		Alternate Parts
	558-11610-20	PISTON RING SET (2nd O.S)	1s		Alternate Parts
	558-11610-30	PISTON RING SET (3rd O.S)	1s		Alternate Parts
	558-11610-40	PISTON RING SET (4th O.S)	1s		Alternate Parts
13	93306-30405	BEARING (B6304C3)	2		
14	93102-20010	OIL SEAL (SD-20-40-8)	1		
15	93103-28011	OIL SEAL (SW-28-40-8)	1		
16	93210-18023	O-RING (1.2-17.6)	1		
17	90387-20175	COLLAR, distance (276-16136-00)	1		
18	336-16111-00	GEAR, primary drive (19T)	1		
19	90208-12015	WASHER (164-16119-00)	1		
20	90179-12144	NUT, lock (353-16144-00)	1		
21	90280-03017	KEY, woodruff (146-11545-00)	1		
22	90170-12175	NUT, hexagon (98801-12200)	1		
23	92901-12100	WASHER, spring	1		

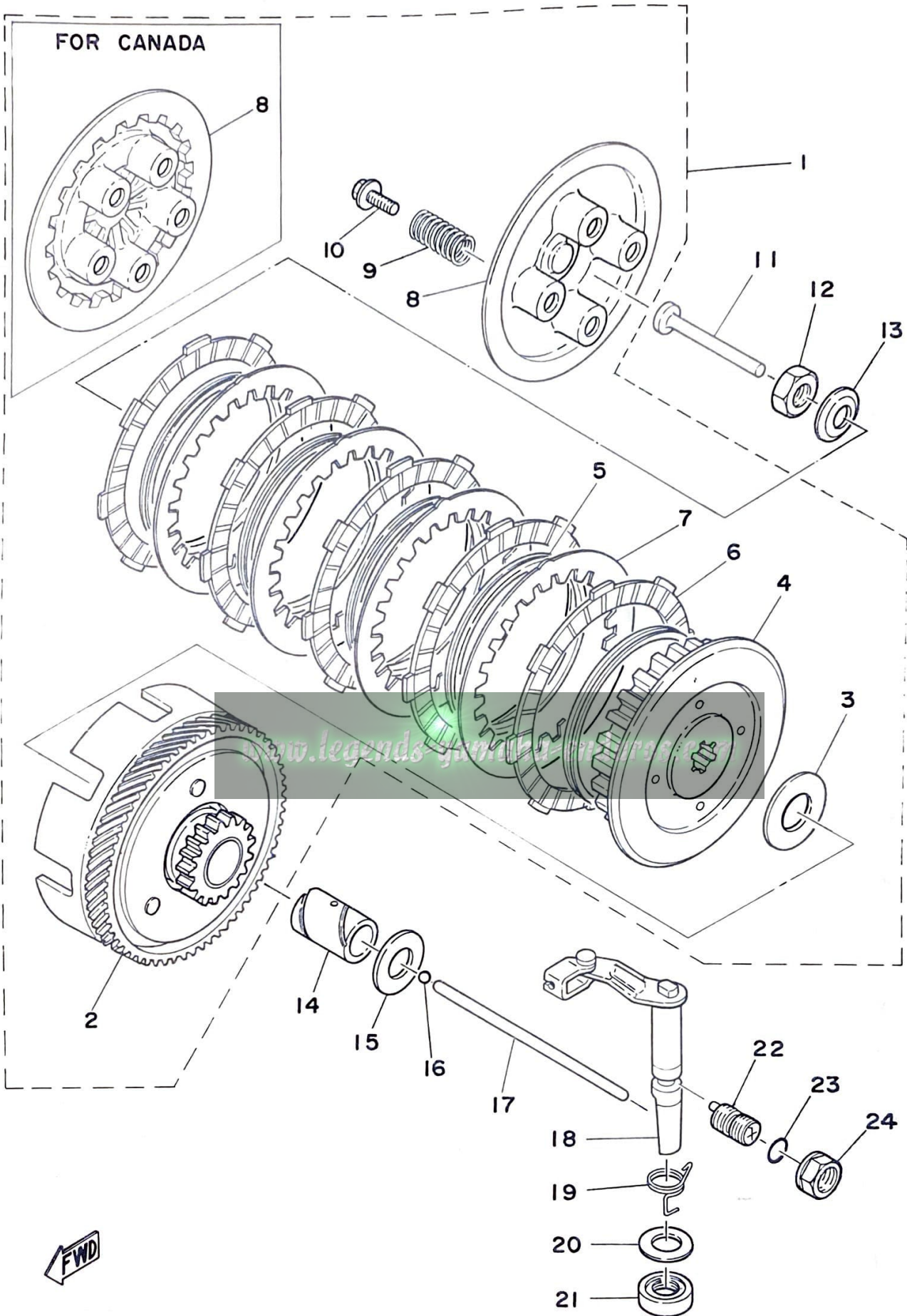
Fig. 3 CRANK · PISTON



Ref. No.	Part No.	Description	Q'ty	Applicable Machine No.	Remarks
3-24	90201-12535	WASHER, plate (12.5-22-3.2) 1		
25	90282-05005	KEY, straight (353-11546-00) 1		

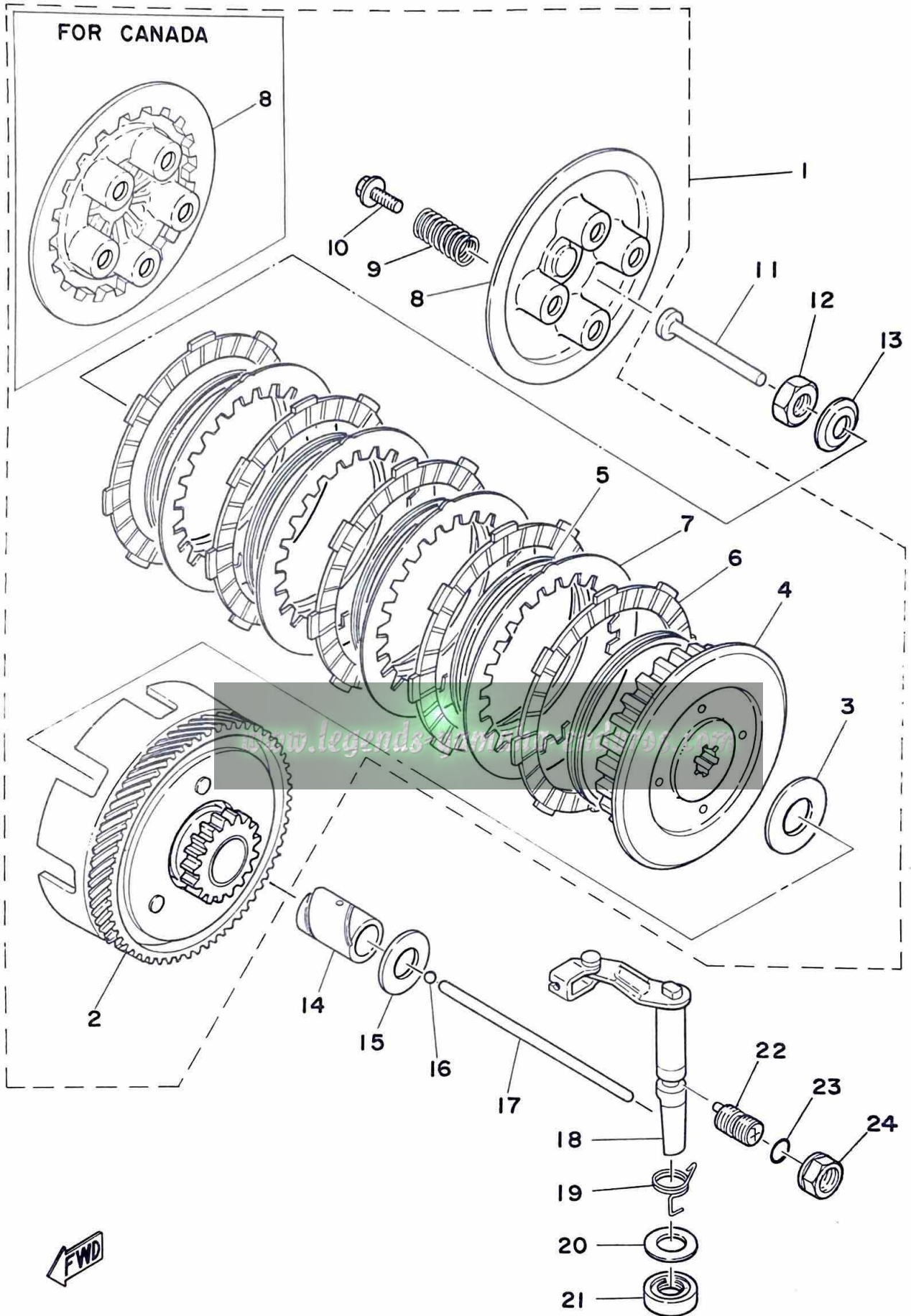
www.legends-yamaha-enduros.com

Fig. 4 CLUTCH



Ref. No.	Part No.	Description	Q'ty	Applicable Machine No.	Remarks
4- 1	1V1-16301- 01 ¹⁰	CLUTCH ASS'Y	1		
	558-16301-01	CLUTCH ASS'Y	1		for Canada
2	1V1-16150- 02 ¹⁰	. PRIMARY DRIVEN GEAR COMP. (74T)	1		
	525-16150-00	. PRIMARY DRIVEN GEAR COMP. (74T)	1		for Canada
3	131-16154-00	. PLATE, thrust (17.2-37-2)	1		
	122-16164-00	. PLATE, thrust (17.2-37-2)	1		for Canada
4	1V1-16371-00	. BOSS, clutch	1		
	525-16371-02	. BOSS, clutch	1		for Canada
5	1V1-16367-00	. RING, cushion	5		
	307-16367-00	. RING, cushion	5		for Canada
6	1V1-16321-00	. PLATE, friction	5		
	559-16321-01	. PLATE, friction	5		for Canada
7	1V1-16324-00	. PLATE, clutch 1	4		
	137-16325-70	. PLATE, clutch	4		for Canada
8	598-16351-00	. PLATE, pressure	1		
	525-16351-00	. PLATE, pressure	1		for Canada
9	90501-20125	. SPRING, compression (132-16333-00)	4		
	90501-20125	. SPRING, compression (132-16333-00)	5		for Canada
10	90119-05001	. BOLT, hexagon head with washer ...	4		
	90159-05011	. SCREW, panhead with washer	5		for Canada
11	137-16356-00	ROD, push 1	1		
12	90170-12060	NUT, hexagon (137-16377-00)	1		
13	90208-12015	WASHER (164-16119-00)	1		
14	90560-17147	SPACER	1		
15	90201-17558	WASHER, plate (17.2-31-4)	1		
16	93503-16010	BALL (3/16 inch)	1		
17	1X0-16357-00	ROD, push 2	1		
	1W1-16357-00	ROD, push 2	1		for Canada
18	525-16380-00	PUSH LEVER AXLE ASS'Y	1		
19	90508-14132	SPRING, torsion (401-16345-00)	1		
20	90201-14217	WASHER, plate (150-25153-00)	1		
21	93104-14004	OIL SEAL (SO-14-25-5)	1		14-26-0.5

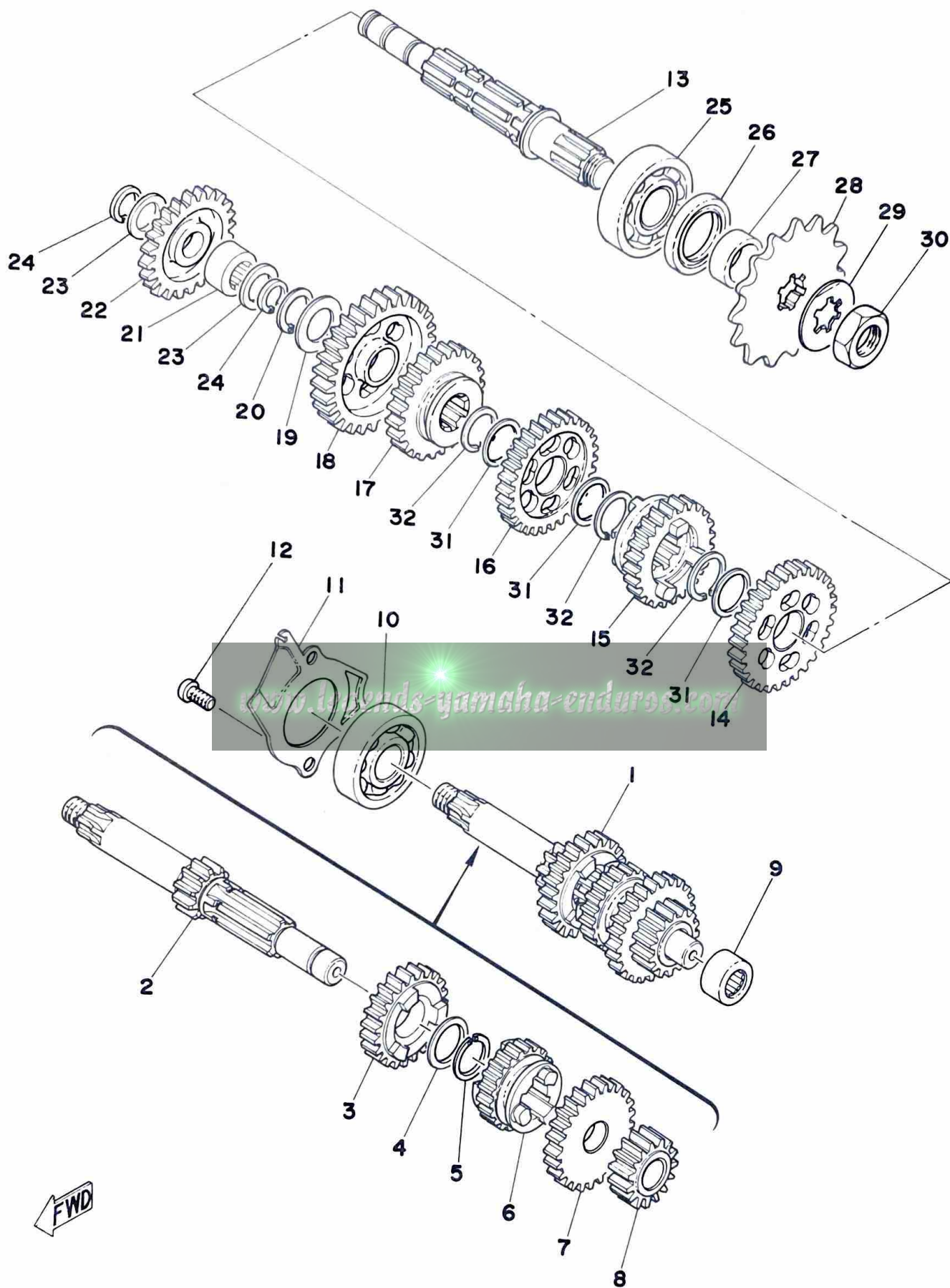
Fig. 4 CLUTCH



Ref. No.	Part No.	Description	Q'ty	Applicable Machine No.	Remarks
4- 22	90149-12097	SCREW	1		
23	93210-10096	O-RING (2.4-9.8)	1		
24	90179-12197	NUT	1		

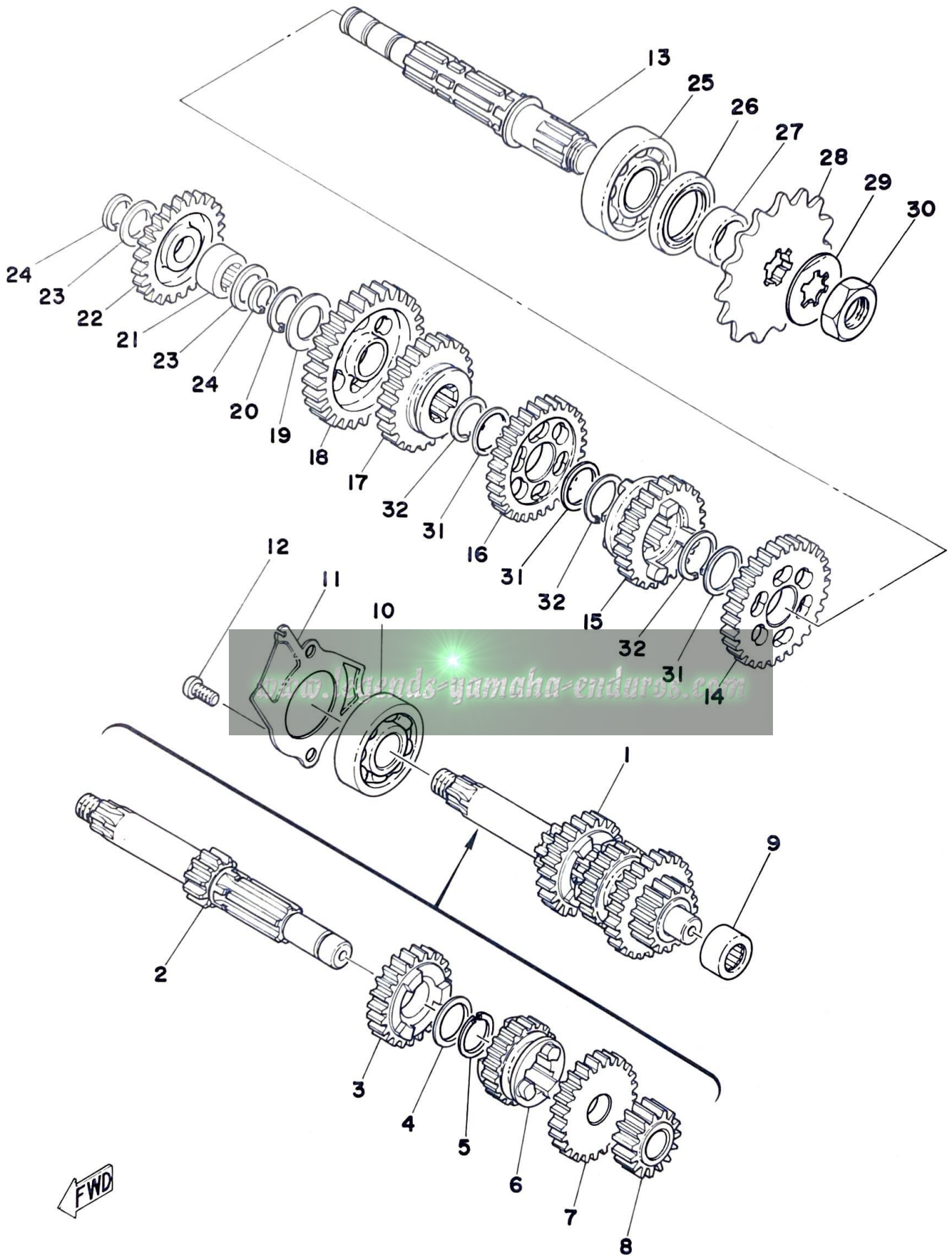
www.legends-yamaha-enduros.com

Fig. 5 TRANSMISSION



Ref. No.	Part No.	Description	Q'ty	Applicable Machine No.	Remarks
5- 1	558-17410-00	MAIN AXLE COMP.	1		
2	558-17411-00	. AXLE, main (11T)	1		
3	437-17141-00	. GEAR, 4th pinion (23T)	1		
4	90201-20266	. WASHER, plate (132-17216-00)	1		20-25-1
5	93440-20043	. CIRCLIP (132-17414-00)	1		
6	427-17131-00	. GEAR, 3rd pinion (19T)	1		
7	437-17151-00	. GEAR, 5th pinion (25T)	1		
8	437-17121-00	. GEAR, 2nd pinion (15T)	1		
9	93317-31513	BEARING	1		
10	93306-30304	BEARING (B6303Z)	1		
11	403-17471-00	PLATE, bearing cover	1		
12	92501-06012	SCREW, panhead	2		
13	558-17421-00	AXLE, drive	1		
14	427-17221-00	GEAR, 2nd wheel (30T)	1		
15	437-17251-00	GEAR, 5th wheel (20T)	1		
16	427-17231-00	GEAR, 3rd wheel (26T)	1		
17	248-17241-00	GEAR, 4th wheel (23T)	1		
18	248-17211-00	GEAR, 1st wheel (35T)	1		
19	164-17427-00-04	SHIM, drive axle (15.2-30-0.4)	} U.R 1		
	164-17427-00-06	SHIM, drive axle (15.2-30-0.6)			
	164-17427-00-08	SHIM, drive axle (15.2-30-0.8)			
20	93440-15012	CIRCLIP (15 ϕ Special)	1		
21	93311-31515	BEARING (15-25-12)	1		
22	525-15651-00	GEAR, kick idle	1		
23	137-17417-00-05	SHIM, main axle (15.5-22-0.5)	} U.R 2		
	137-17417-00-06	SHIM, main axle (15.5-22-0.6)			
	137-17417-00-07	SHIM, main axle (15.5-22-0.7)			
24	93440-15012	CIRCLIP (15 ϕ Special)	2		
25	93306-30401	BEARING (B6304)	1		
26	93102-26042	OIL SEAL (SD-26-38-7)	1		
27	90387-20491	COLLAR (20-26-10.3)	1		

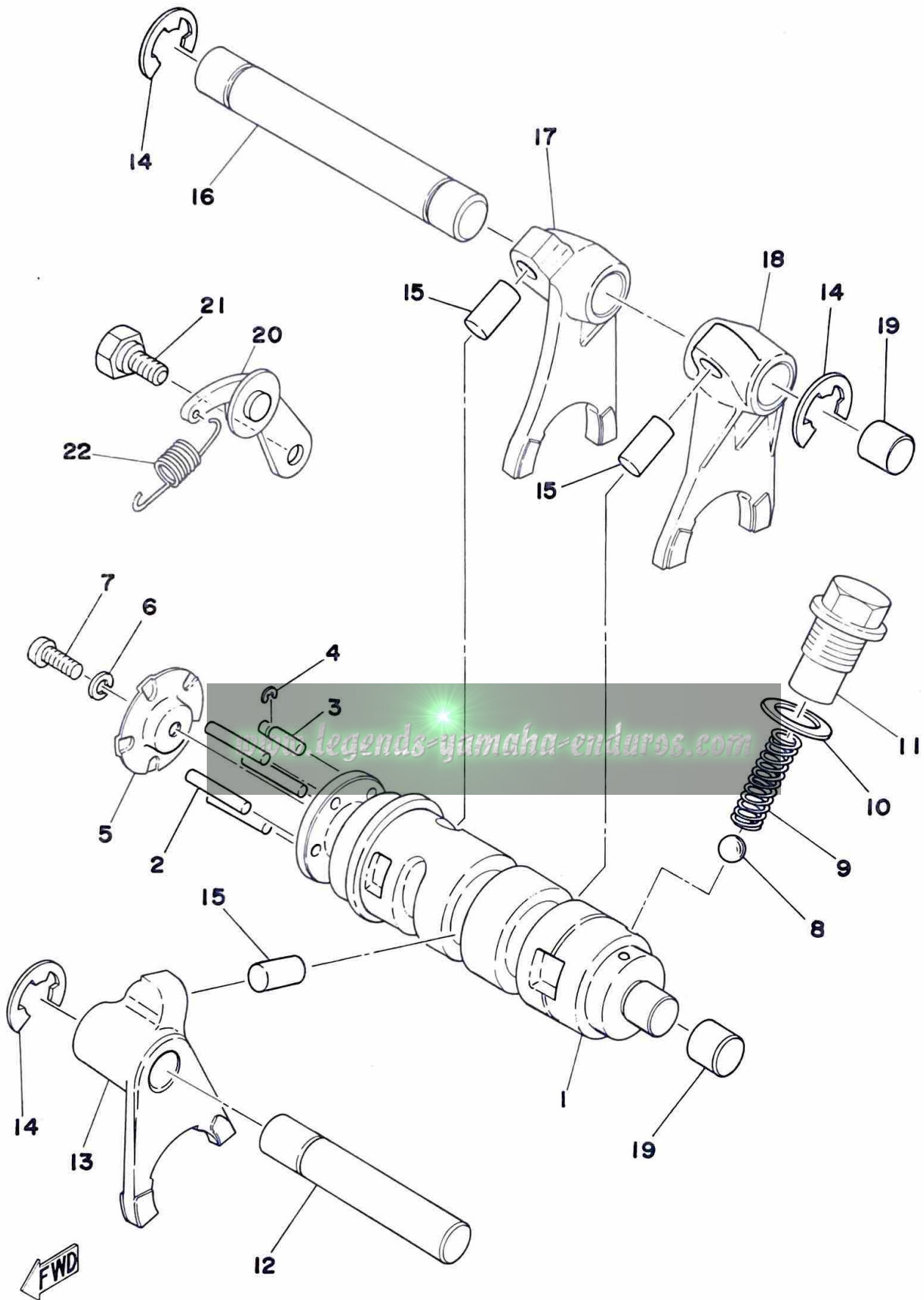
Fig. 5 TRANSMISSION



Ref. No.	Part No.	Description	Q'ty	Applicable Machine No.	Remarks	
5-28	517-17461-31	SPROCKET, drive (13T)	} U. R 1		Yamaha Black	
	517-17461-41	SPROCKET, drive (14T)			Yamaha Black	STD
	517-17461-51	SPROCKET, drive (15T)			Yamaha Black	
29	90215-16020	WASHER, lock (102-17464-00)	1			
30	90179-16018	NUT (102-17463-00)	1			
31	90201-20266	WASHER, plate (132-17216-00)	3		20-25-1	
32	93440-20043	CIRCLIP (132-17414-00)	3			

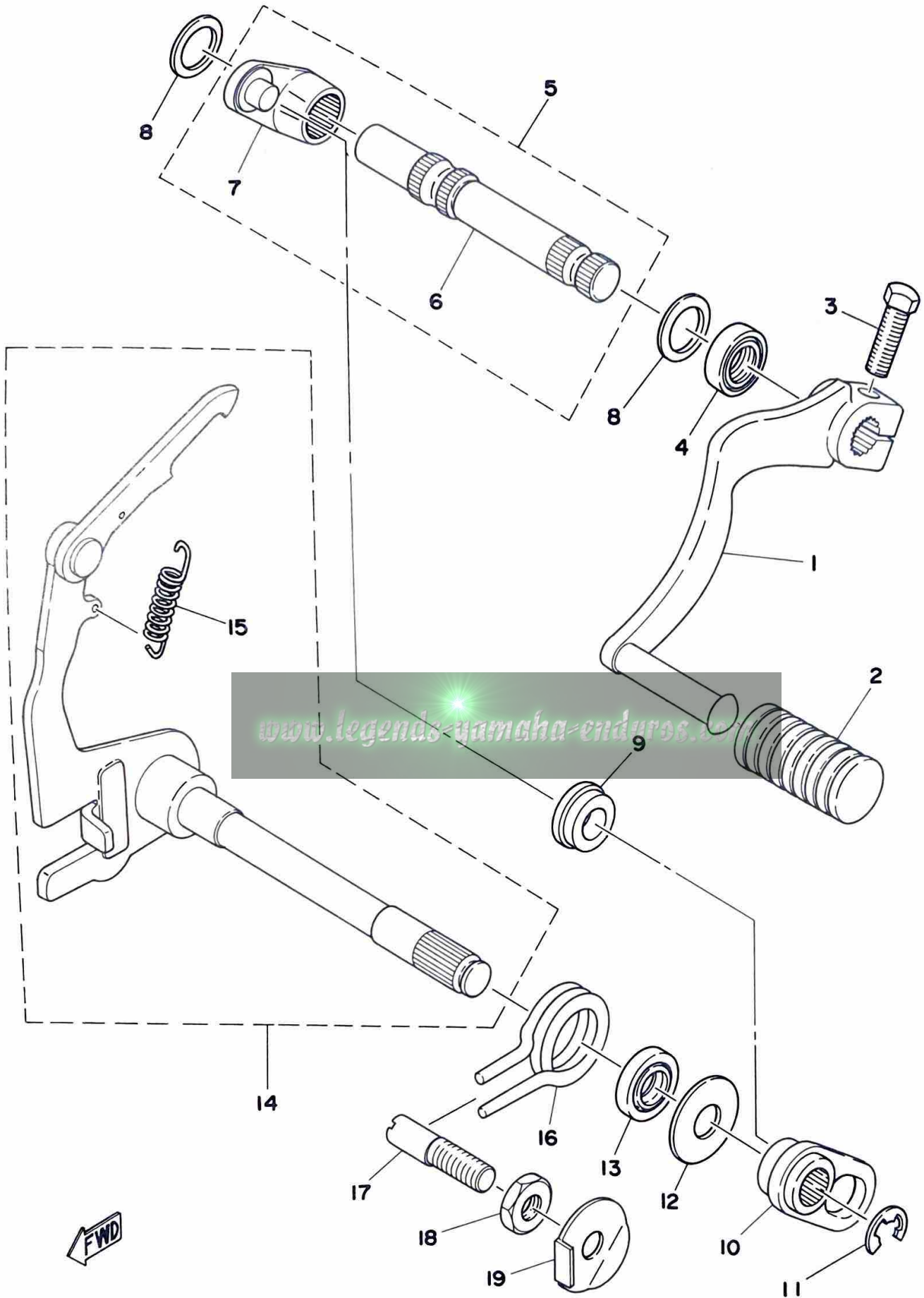


Fig. 6 SHIFTER 1



Ref. No.	Part No.	Description	Q'ty	Applicable Machine No.	Remarks
6- 1	401-18541-00	CAM, shift	1		
2	93604-22050	PIN, dowel (4-21.8)	4		
3	90249-04039	PIN (174-18544-00)	1		
4	93430-03014	CIRCLIP (E-3)	1		
5	164-18561-00	PLATE, side	1		
6	92901-05100	WASHER, spring	1		
7	98501-05012	SCREW, panhead	1		
8	93505-16006	BALL (5/16 inch)	1		
9	90501-12083	SPRING, compression (174-18558-00)	1		
10	137-15353-00	GASKET (14.5-21-1.5)	1		
11	90109-14385	BOLT	1		
12	248-18531-00	BAR, shift fork guide	1		
13	248-18512-01	FORK, shift 2	1		
14	93430-10017	CIRCLIP (E-10)	3		
15	90250-08017	PIN (278-18552-00)	3		
16	214-18531-00	BAR, shift fork guide	1		
17	248-18513-01	FORK, shift 3	1		
18	248-18511-02	FORK, shift 1	1		
19	214-15385-00	PLUG, blind	2		
20	132-18140-01	STOPPER LEVER ASS'Y	1		
21	90109-06001	BOLT (132-18177-00)	1		
22	90506-09112	SPRING, tension	1		

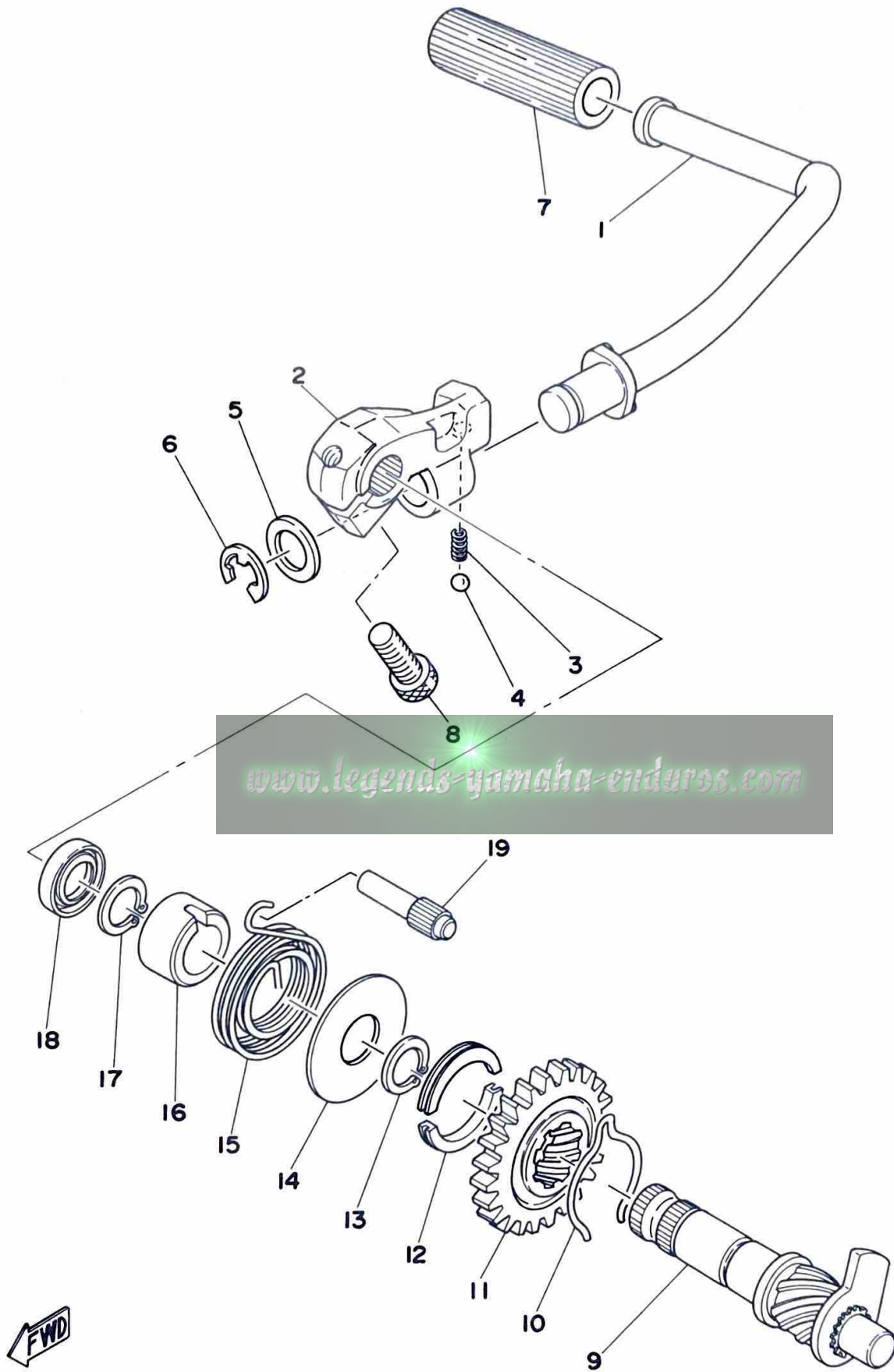
Fig. 7 SHIFTER 2



Ref. No.	Part No.	Description	Q'ty	Applicable Machine No.	Remarks
7- 1	1T9-18111-00	PEDAL, change	1		
2	132-18113-01	COVER, change pedal	1		
3	97321-06020	BOLT, hexagon	1		
4	93109-12012	OIL SEAL (SDO-12-19-5)	1		
5	401-18102-00	CHANGE SHAFT 2 ASS'Y	1		
6	401-18155-01	. SHAFT, change 2	1		
7	401-18151-00	. LEVER, change 3	1		
8	401-18334-00	SHIM	2		
9	401-18178-00	ROLLER, change lever	1		
10	401-18152-01	LEVER, change 4	1		
11	93430-08006	CIRCLIP (E-8)	1		
12	90201-12575	WASHER, plate (12.1-25.8-1.6)	1		
13	93101-12060	OIL SEAL (S-12-21-4)	1		
14	401-18101-01	CHANGE SHAFT ASS'Y	1		
	558-18101-00	CHANGE SHAFT ASS'Y	1		for Canada
15	90506-09009	. SPRING, torsion (132-18123-00)	1		
16	90508-32207	SPRING, torsion (132-18124-00)	1		
17	90149-08094	SCREW, adjusting	1		
18	90170-08029	NUT, screw (248-18134-00)	1		
19	90215-08014	WASHER, lock (248-18139-00)	1		

www.legend-yamaha-enduros.com

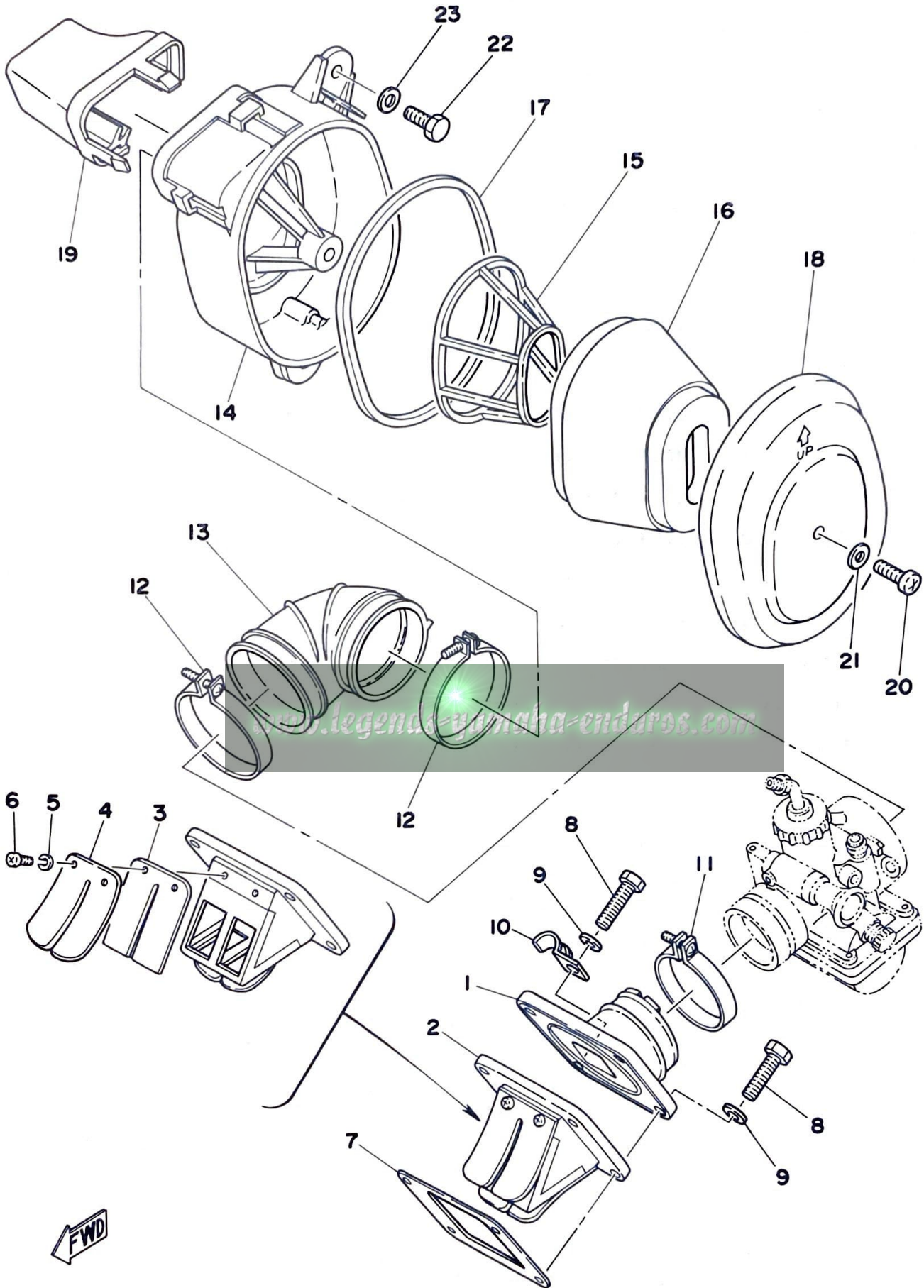
Fig. 8 KICK STARTER



Ref. No.	Part No.	Description	Q'ty	Applicable Machine No.	Remarks
8- 1	1T9-15611-01-33	CRANK, kick	1		Yamaha Black
2	1T9-15621-00-33	BOSS, kick crank	1		Yamaha Black
3	90501-12081	SPRING (278-15622-00)	1		
4	93507-32009	BALL (7/32 inch)	1		
5	90201-15234	WASHER (278-15613-00)	1		15.5-24-1.5
6	93430-10016	CIRCLIP (E-10)	1		
7	156-15618-01	COVER, kick lever	1		
8	91316-08025	BOLT	1		
9	403-15660-01	KICK AXLE ASS'Y	1		
10	90468-26048	CLIP (315-15687-00)	1		
11	315-15641-00	GEAR, kick (27T)	1		
12	248-15654-00	HOLDER, kick gear	2		
13	93410-30012	CIRCLIP (S-30)	1		
14	401-15676-00	COVER, spring	1		
15	90508-26041	SPRING, torsion (401-15665-00)	1		
16	401-15666-00	SPACER	1		
17	93410-17008	CIRCLIP (S-17)	1		
18	93101-17062	OIL SEAL (S-17-25-4)	1		
19	257-15668-00	STOPPER, kick spring	1		

www.legends-yamaha-enduros.com

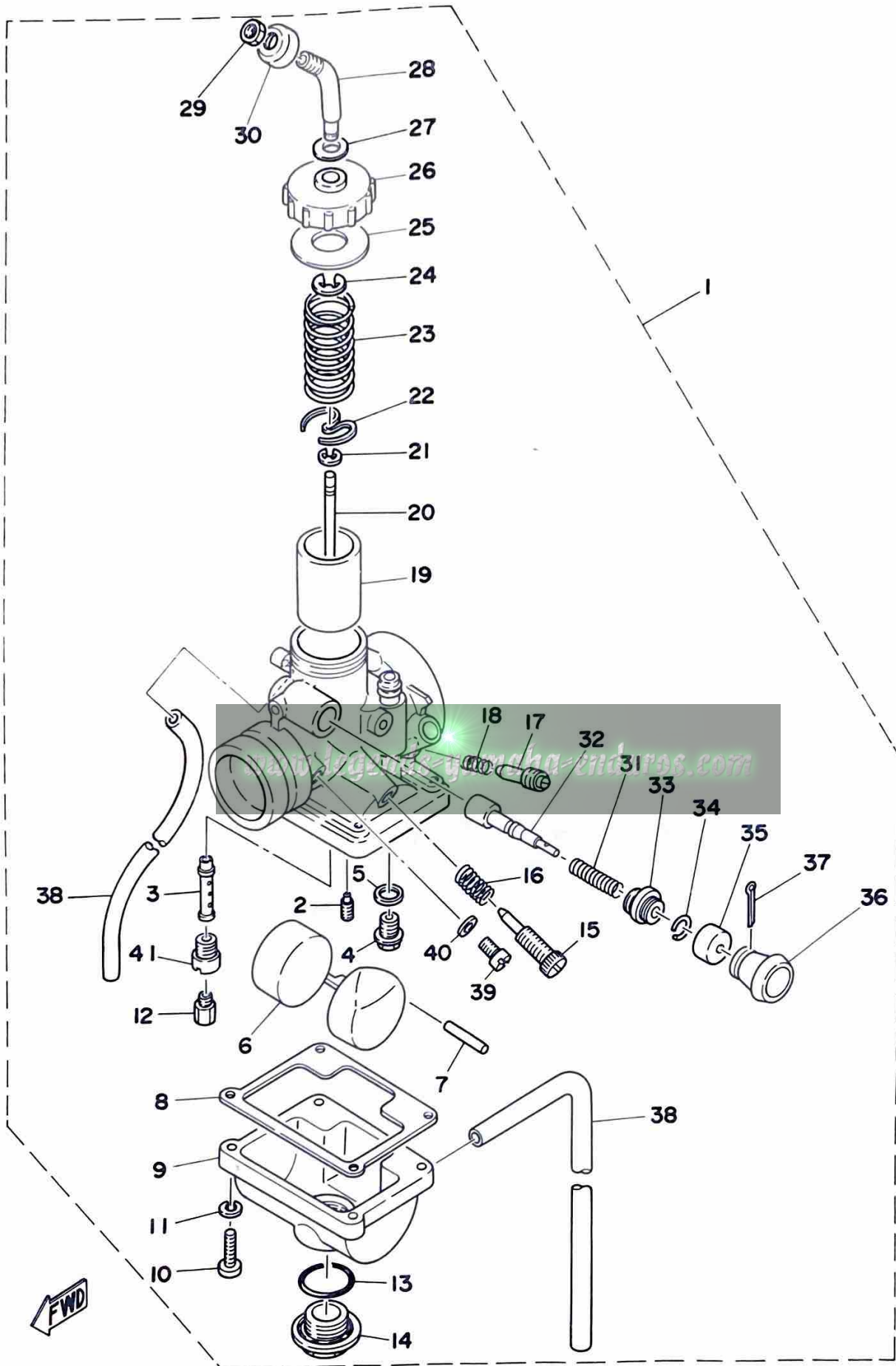
Fig. 9 INTAKE



Ref. No.	Part No.	Description	Q'ty	Applicable Machine No.	Remarks
9- 1	560-13565-00	JOINT, carburetor	1		
2	558-13610-00	REED VALVE ASS'Y	1		
3	345-13613-70	. VALVE, reed	2		
4	558-13616-00	. STOPPER, reed valve	2		
5	92901-03100	. WASHER, spring	4		
6	98512-03008	. SCREW, panhead	4		
7	314-13621-02	PACKING, valve seat	1		
8	97301-06025	BOLT, hexagon	4		
9	92901-06600	WASHER, plate	4		
10	90462-20029	CLAMP	1		
11	90460-43053	CLAMP, hose (304-14455-70)	1		
12	90460-51059	CLAMP, hose (304-14455-00)	2		
13	1T9-14453-00	JOINT, air cleaner	1		
14	1T9-14411-00	CASE, air cleaner	1		
15	1T9-14458-00	GUIDE, filter	1		
16	1T9-14451-00	ELEMENT, air cleaner	1		
17	1T9-14416-00	GASKET, air filter	1		
18	1T9-14412-00	CAP, case	1		
19	1T9-14437-00	DUCT	1		
20	92501-06018	SCREW, panhead	1		
21	92901-06600	WASHER, plate	1		
22	97301-06016	BOLT	1		
23	90201-06067	WASHER, plate (6.5-20-1.6)	1		

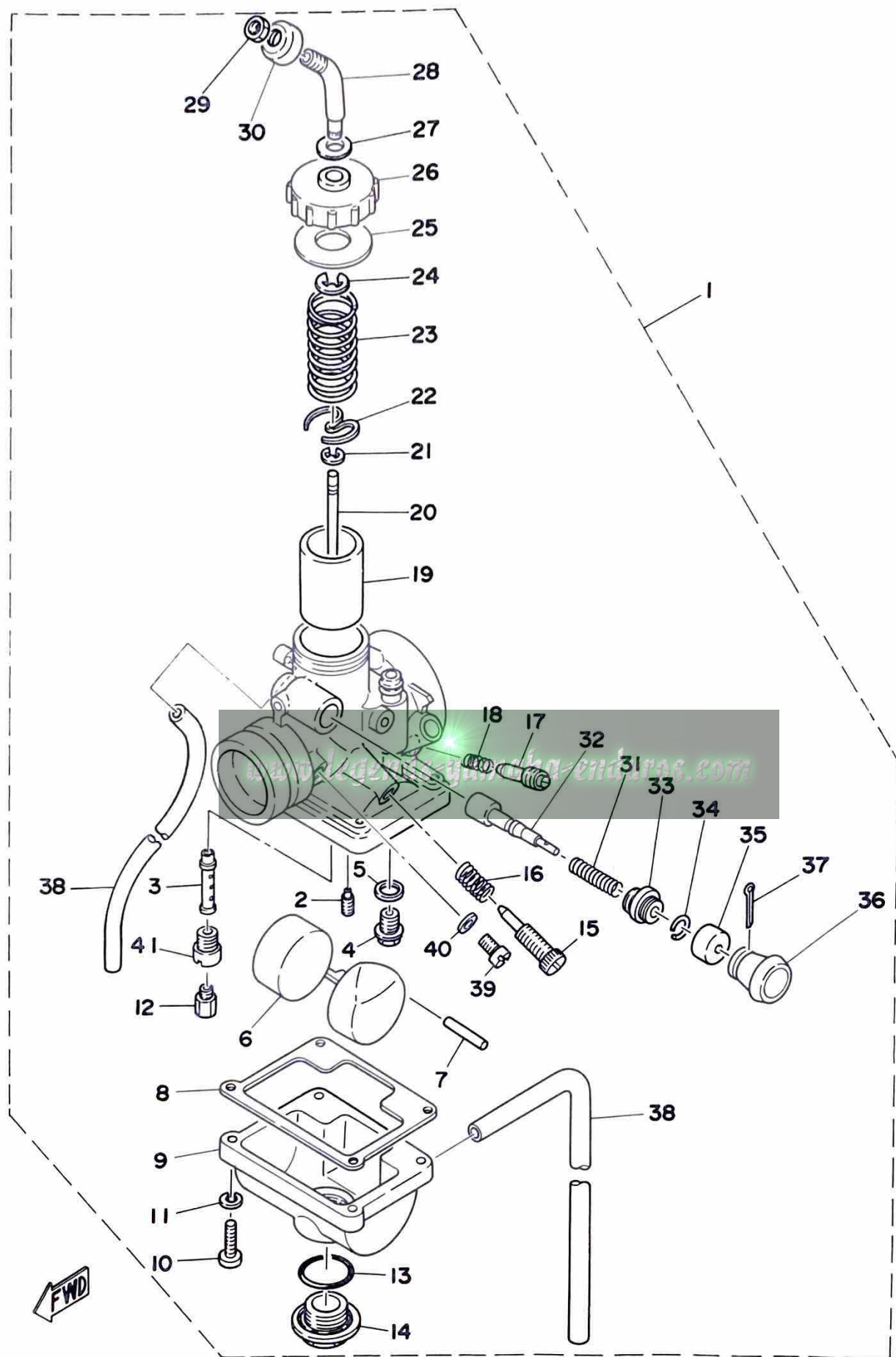
www.legends-yamaha-enduros.com

Fig. 10 CARBURETOR



Ref. No.	Part No.	Description	Q'ty	Applicable Machine No.	Remarks
10- 1	2F5-14101-60	CARBURETOR ASS'Y	1		
	1T9-14101-60	CARBURETOR ASS'Y	1		for Canada
2	260-14142-17	. JET, pilot (#17.5)	1		
3	2F5-14141-36	. NOZZLE, main (0-6)	1		
	558-14141-34	. NOZZLE, main (0-4)	1		for Canada
4	353-14190-15	. VALVE SEAT ASS'Y (#1.5)	1		
5	127-14195-00	. WASHER, valve seat	1		
6	304-14185-00	. FLOAT	1		
7	127-14186-00	. PIN, float	1		
8	304-14184-00	. GASKET, float chamber	1		
9	539-14181-06	. BODY, float chamber	1		
10	98501-04016	. SCREW, panhead	4		
11	92901-04100	. WASHER, spring	4		
12	137-14143-25	. JET, main (#125)	} U. R 1		STD
	137-14143-26	. JET, main (#130)			
	137-14143-27	. JET, main (#135)			
13	558-14147-00	. O-RING	1		
14	500-14115-00	. PLUG, screw	1		
15	493-14122-00	. SCREW, throttle	1		
16	493-14133-00	. SPRING, throttle valve	1		
17	174-14123-00	. SCREW, air adjusting	1		
18	174-14134-00	. SPRING, air adjusting	1		
19	304-14112-20	. VALVE, throttle (#2.0)	1		
20	164-14116-06	. NEEDLE (4L6-3)	1		
	166-14116-13	. NEEDLE (4J13-3)	1		for Canada
21	164-14137-00	. CLIP	1		
22	137-14136-00	. SEAT, spring	1		
23	276-14131-00	. SPRING, throttle valve	1		
24	363-14137-00	. CLIP	1		
25	193-14126-00	. PACKING	1		
26	1T9-14158-00	. TOP, mixing chamber	1		
27	509-14198-00	. PACKING	1		

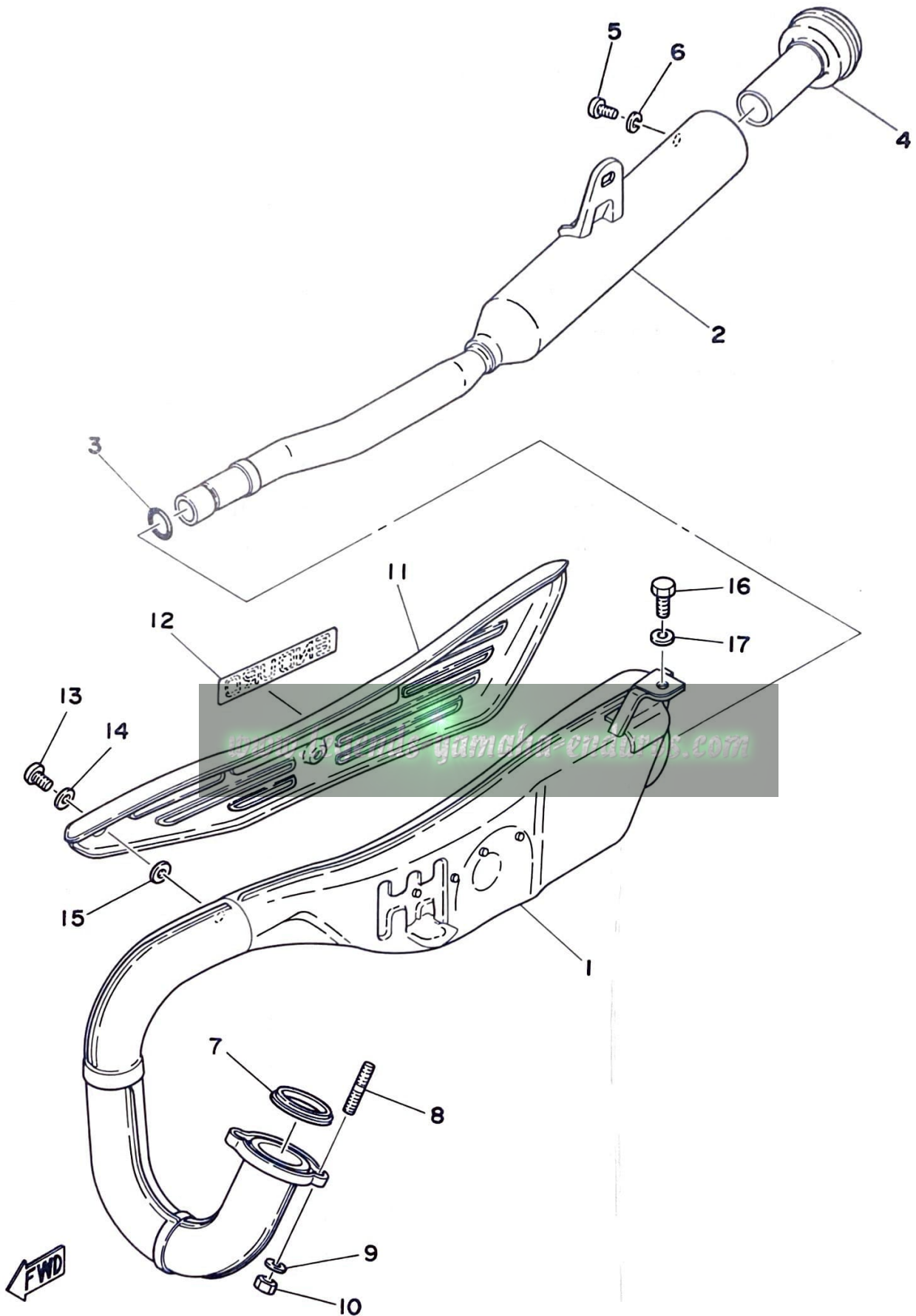
Fig. 10 CARBURETOR



Ref. No.	Part No.	Description	Q'ty	Applicable Machine No.	Remarks
10-28	1T9-14155-00	. TUBE, guide wire	1		
29	127-14161-00	. NUT, wire adjusting	1		
30	1M1-14169-00	. CAP	1		
31	156-14135-00	. SPRING, plunger	1		
32	304-14171-00	. PLUNGER, starter	1		
33	152-14174-00	. CAP, plunger	1		
34	152-14138-00	. CLIP, plunger	1		
35	132-14173-00	. COVER, plunger cap	1		
36	304-14261-00	. HOLDER	1		
37	91401-16015	. PIN, cotter	1		
38	183-14196-00	. PIPE (5-160)	2		
39	2F5-14115-00	. SCREW, plug	1		U.S.A
40	584-14956-00	. WASHER	1		U.S.A
	2F5-14145-00	. HOLDER	1		U.S.A



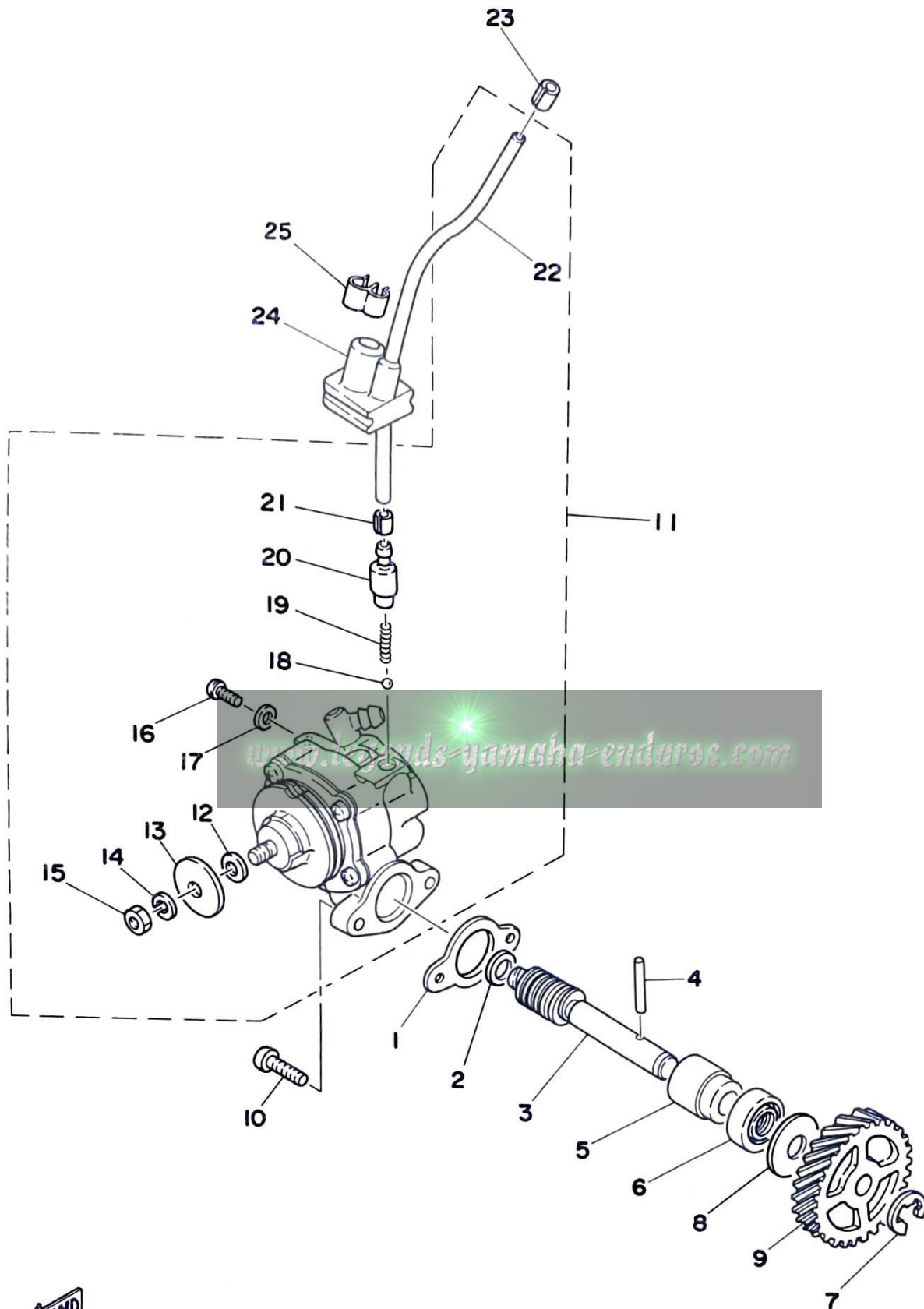
Fig. 11 EXHAUST



Ref. No.	Part No.	Description	Q'ty	Applicable Machine No.	Remarks
11- 1	1T9-14610-00	EXHAUST PIPE ASS'Y	1		
2	1T9-14753-00	SILENCER	1		
3	93210-16290	O-RING (3.1-16)	1		
4	438-14752-00	PIPE, outlet	1		
5	92501-06010	SCREW, panhead	1		
6	92901-06100	WASHER, spring	1		
7	152-14613-00	GASKET, exhaust pipe	1		
8	90116-06016	BOLT, stud (306-11179-00)	2		
9	92901-06100	WASHER, spring	2		
10	95301-06600	NUT, hexagon	2		
11	1T9-14718-00-66	PROTECTOR, muffler	1		Sunshine Red
12	2F5-14729-00	EMBLEM, protector	1		
13	91903-06010	SCREW, bind	3		
14	90202-05005	WASHER, plate (214-14766-00)	3		
15	90202-06010	WASHER, plate (178-14766-00)	3		
16	97301-08016	BOLT, hexagon	1		
17	92901-08200	WASHER, plain	1		

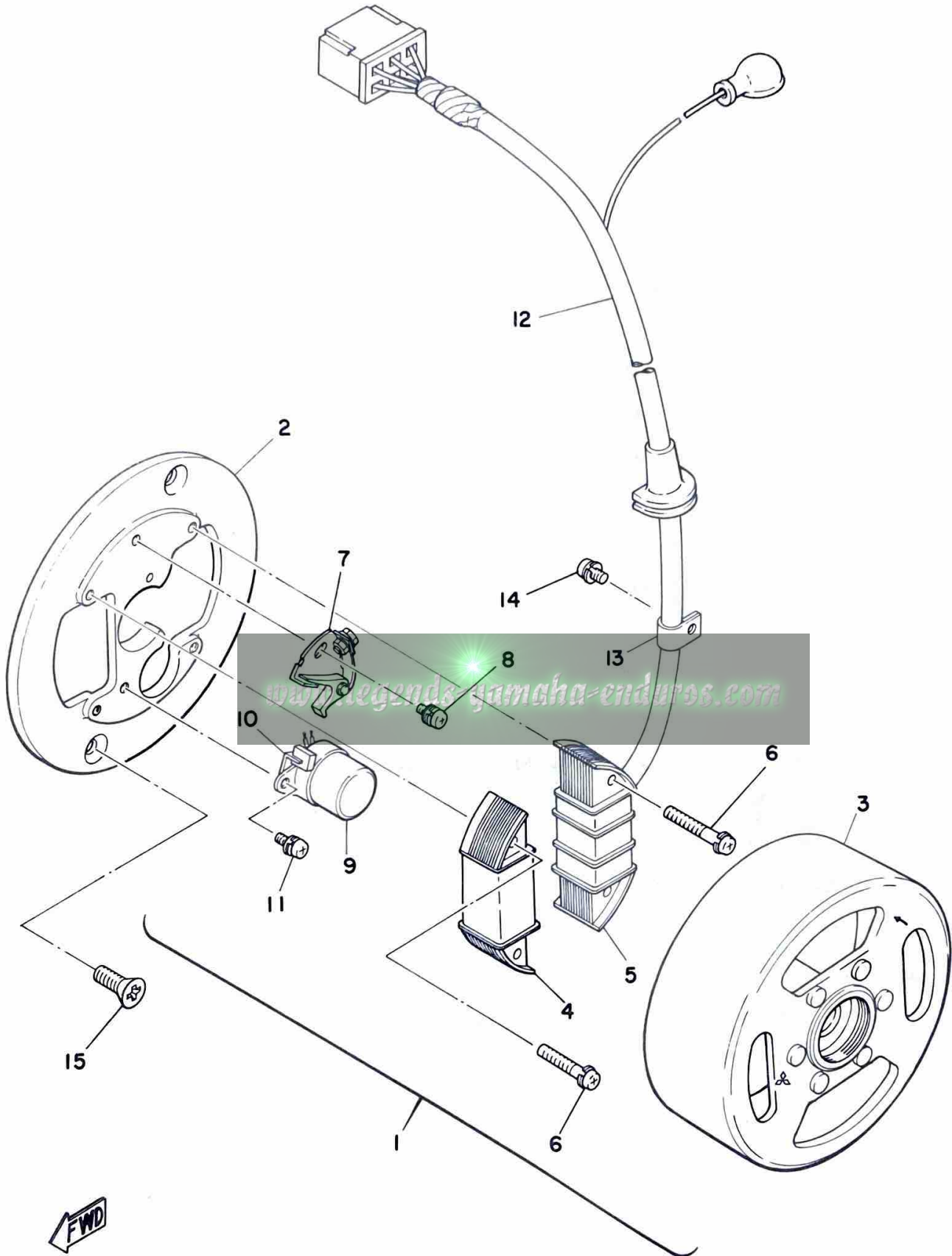
www.legends-yamaha-enduros.com

Fig. 12 OIL PUMP



Ref. No.	Part No.	Description	Q'ty	Applicable Machine No.	Remarks
12- 1	126-13116-00	GASKET, pump case	1		
2	90201-08624	WASHER (8.2-11-1.0)	1		
3	558-13175-00	SHAFT, worm	1		
4	93603-22028	PIN, dowel (3-21.8)	1		
5	1E7-13176-00	METAL, worm shaft outer	1		
6	93101-10002	OIL SEAL (S-10-22-7)	1		
7	93430-08006	CIRCLIP (E-8)	1		
8	90201-10135	WASHER, plate (102-18138-00)	1		10.2-24-1.0
9	248-13178-00	GEAR, drive (28T)	1		
10	98501-05016	SCREW, panhead	2		
11	558-13101-01	OIL PUMP ASS'Y	1		
12	137-13137-00-03	. SHIM, plunger (5.8-10-0.3)	} U.R	
	137-13137-00-05	. SHIM, plunger (5.8-10-0.5)		
	137-13137-00-10	. SHIM, plunger (5.8-10-1.0)		
13	137-13138-01	. PLATE, adjusting	1		
14	92901-05100	. WASHER, spring	1		
15	95301-05600	. NUT, hexagon	1		
16	98901-04008	. SCREW, bind	1		
17	90430-04004	. GASKET (137-13187-00)	1		
18	93505-32002	. BALL (5/32 inch)	1		
19	278-13169-00	. SPRING	1		
20	402-13552-00	. NOZZLE	1		
21	90468-02033	. CLIP (214-13164-00)	1		
22	90445-05278	. HOSE (3-200)	1		
23	90468-02033	CLIP (214-13164-00)	1		
24	525-13174-00	HOLDER, oil pipe	1		
25	90468-15020	CLIP	1		

Fig. 13 FLYWHEEL MAGNETO



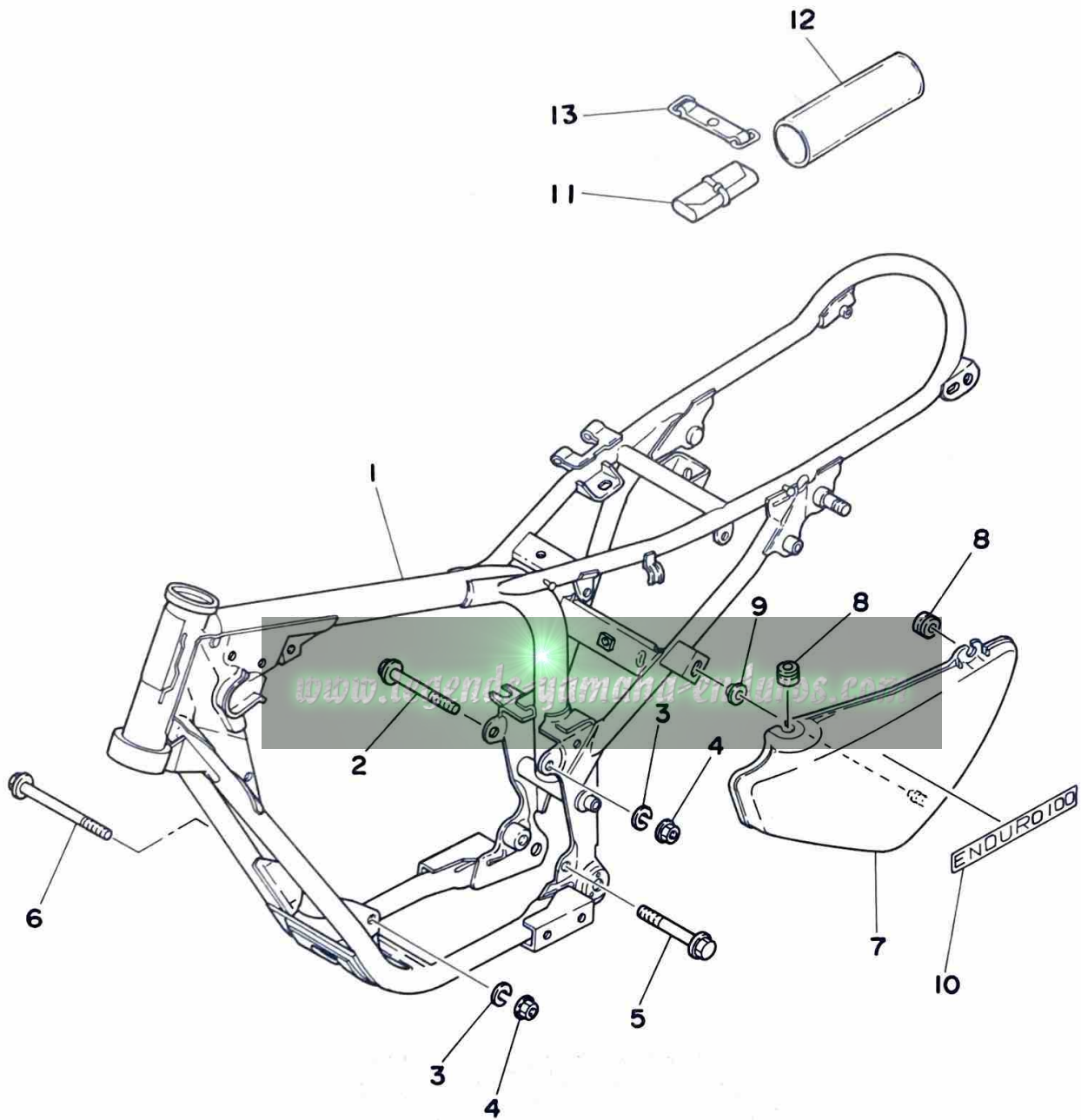
Ref. No.	Part No.	Description	Q'ty	Applicable Machine No.	Remarks
13- 1	2F5-81300-21	FLYWHEEL MAGNETO ASS'Y	1		
	1T9-81300-20	FLYWHEEL MAGNETO ASS'Y	1		for Canada
2	437-81309-20	. BASE, magneto	1		
3	2F5-81350-20	. ROTOR ASS'Y	1		
	437-81350-20	. ROTOR ASS'Y	1		for Canada
4	437-81312-70	. COIL, source	1		
5	1T9-81313-20	. LIGHTING COIL ASS'Y	1		
6	110-81348-21	. SCREW, panhead (4-25)	4		
7	2F5-81321-20	. CONTACT BREAKER ASS'Y	1		
	1K8-81321-20	. CONTACT BREAKER ASS'Y	1		for Canada
8	110-81346-21	. SCREW, panhead (4-10)	1		
9	2F5-81325-20	. CONDENSER	1		
	1K8-81325-20	. CONDENSER	1		for Canada
10	116-81331-20	. LUBRICATOR	1		
11	110-81347-21	. SCREW, panhead (4-10)	1		
12	2F5-81315-20	. LEAD WIRE ASS'Y	1		
	437-81315-70	. LEAD WIRE ASS'Y	1		for Canada
13	104-81328-20	. CLAMP, lead	1		
14	110-81345-21	. SCREW, panhead (4-6)	1		
15	92701-06012	SCREW, flathead	2		

CHASSIS

www.legends-yamaha-enduros.com



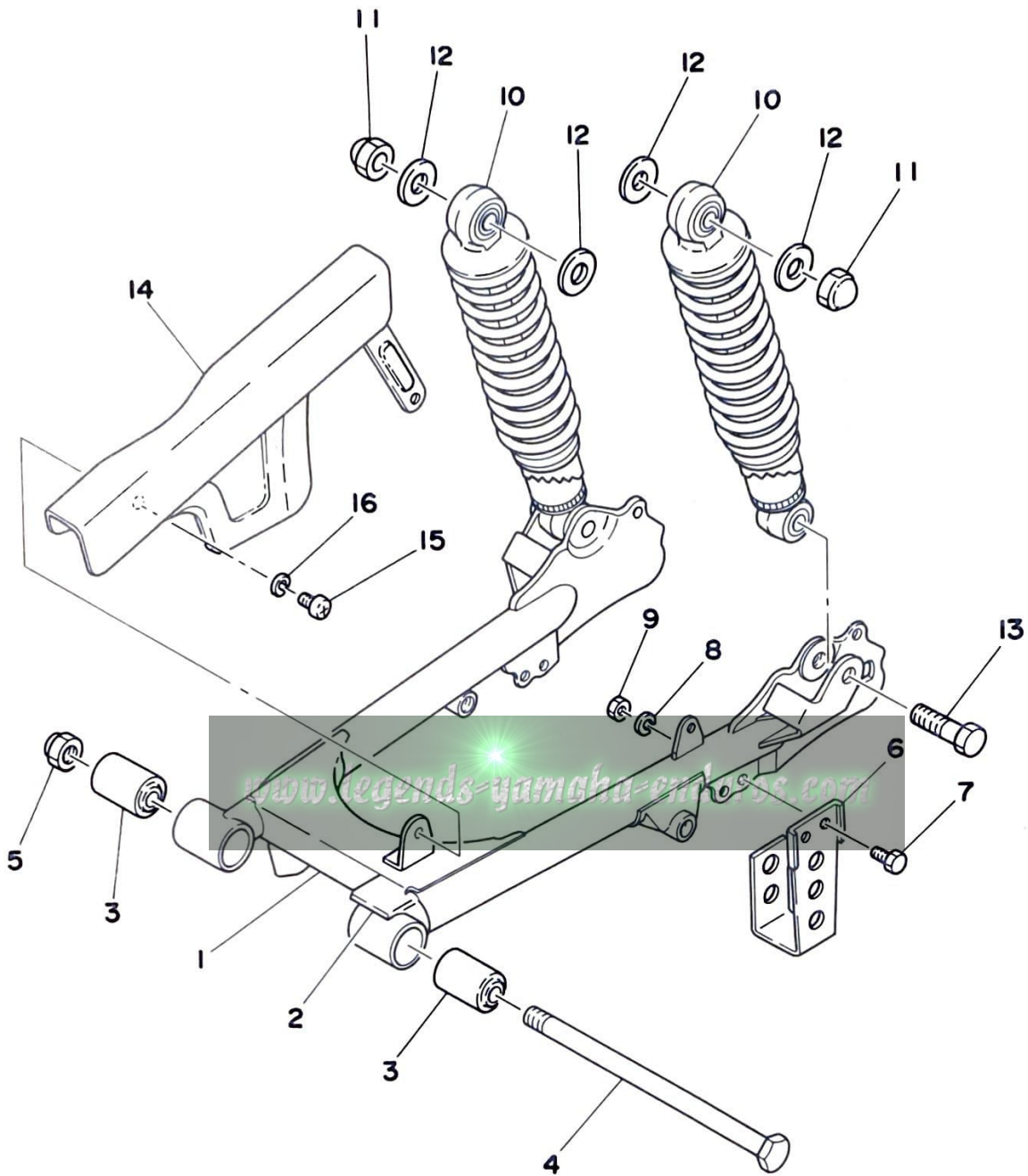
Fig. 14 FRAME · SIDE COVER



Ref. No.	Part No.	Description	Q'ty	Applicable Machine No.	Remarks
14- 1	1T9-21110-00-33	FRAME COMP.	1		Yamaha Black
2	90105-08095	BOLT	1		
3	92901-08100	WASHER, spring	2		
4	90179-08065	NUT	2		
5	95811-10075	BOLT	1		
6	90105-08094	BOLT	1		
7	2F5-21711-00	COVER, side left	1		Sunshine Red
8	90480-12053	GROMMET	2		
9	90480-01141	GROMMET (371-21747-00)	1		
10	2F5-21737-00	EMBLEM, side cover	1		
11	1V1-28100-10	TOOL ASS'Y	1		
12	1T9-28171-00	COVER, tool	1		
13	288-21376-00	BAND, tool	1		



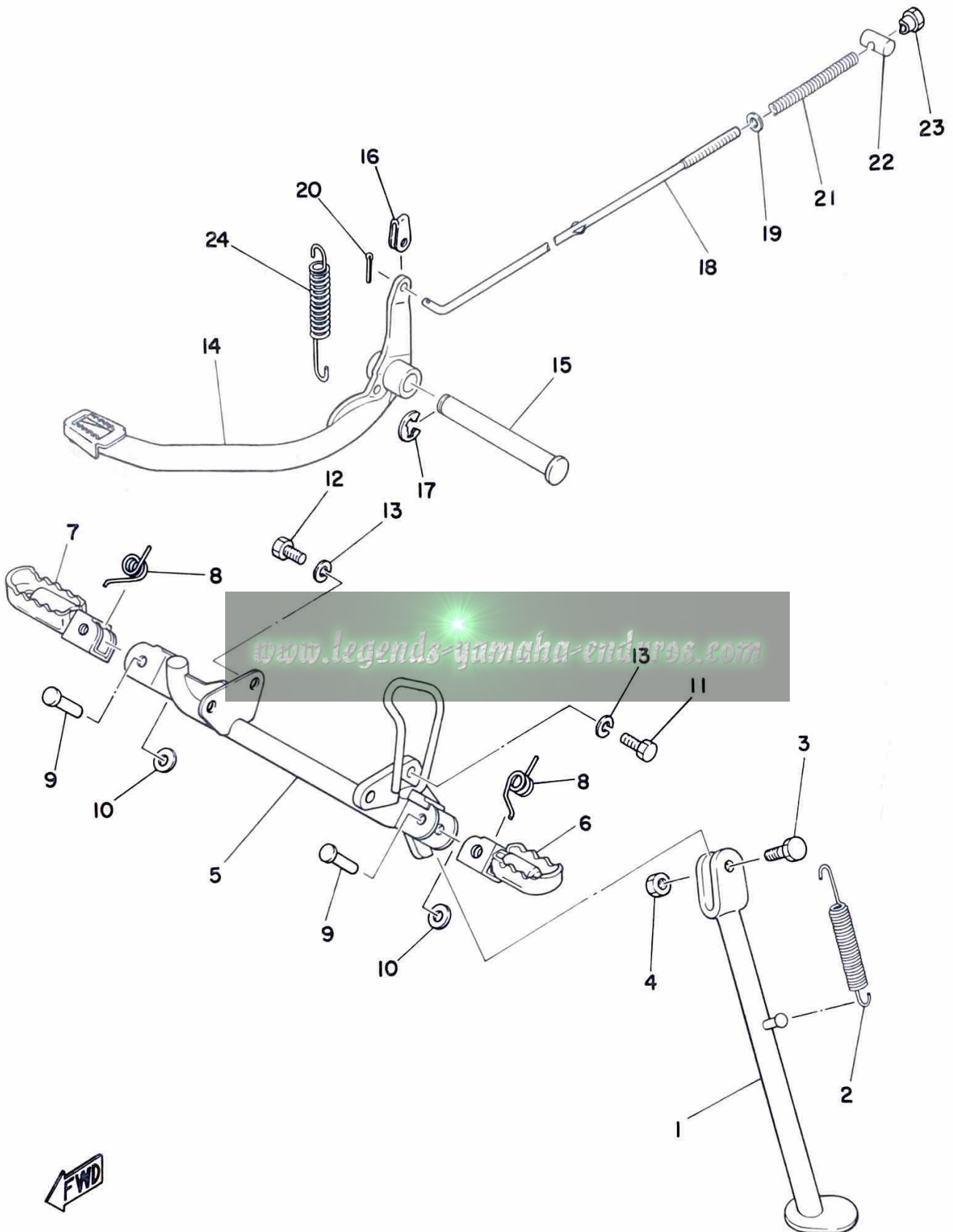
Fig. 15 REAR ARM · REAR CUSHION · CHAIN CASE



Ref. No.	Part No.	Description	Q'ty	Applicable Machine No.	Remarks
15- 1	1T9-22110-01-33	REAR ARM COMP.	1		Yamaha Black
2	183-22151-00	SEAL, guard	1		
3	276-22123-00	BUSHING	2		
4	401-22141-00	SHAFT, pivot	1		
5	90185-12067	NUT U	1		
6	492-22153-00-33	GUARD, chain	1		Yamaha Black
7	97301-06014	BOLT, hexagon	2		
8	92901-06100	WASHER, spring	2		
9	95301-06600	NUT, hexagon	2		
10	1T9-22210-00-33	REAR CUSHION ASS'Y	2		Yamaha Black
11	95301-12800	NUT, crown	2		
12	90201-12190	WASHER, plate (122-22243-00)	4		12-27-2.0
13	90101-10255	BOLT, hexagon	2		
14	1T9-22311-00-33	CASE, chain	1		Yamaha Black
15	98501-05010	SCREW, panhead	2		
16	92901-05100	WASHER, spring	2		

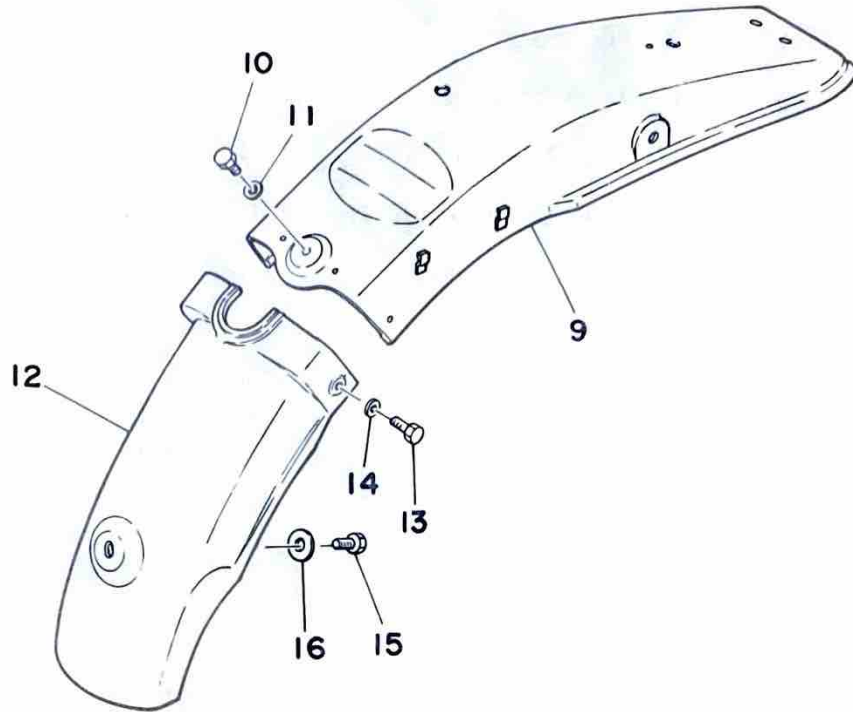


Fig. 16 STAND · FOOTREST · BRAKE PEDAL

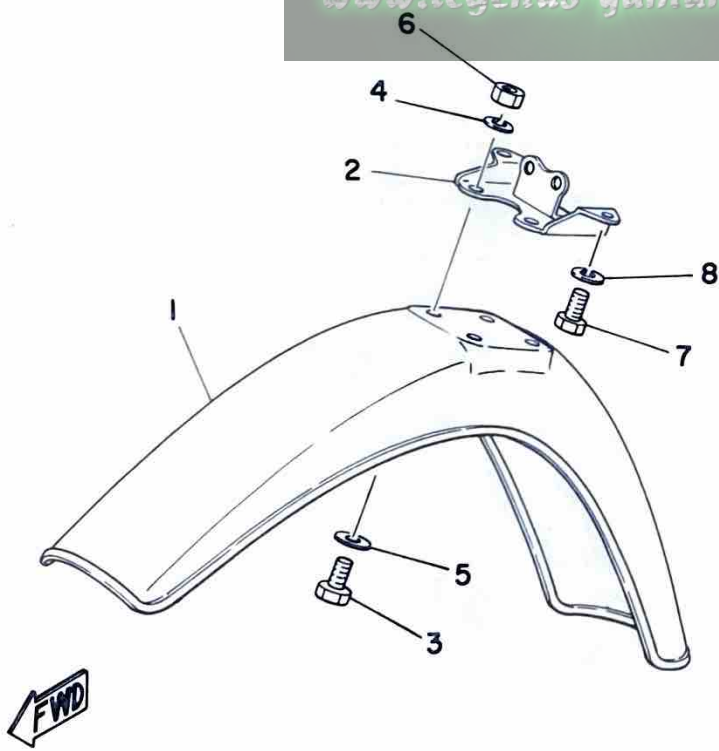


Ref. No.	Part No.	Description	Q'ty	Applicable Machine No.	Remarks
16- 1	367-27311-02-33	STAND, side	1		Yamaha Black
2	90506-25047	SPRING, tension (150-27316-00)	1		
3	90109-08031	BOLT (137-27317-00)	1		
4	95301-08700	NUT	1		
5	1T9-27451-01	FOOTREST 3	1		
6	1M1-27411-02-33	FOOTREST, left	1		Yamaha Black
7	1M1-27421-02-33	FOOTREST, right	1		Yamaha Black
8	90508-20023	SPRING, torsion (214-27426-00)	2		
9	90243-08006	PIN (214-27418-00)	2		
10	90201-06042	WASHER, plate (214-27417-00)	2		6.5-12-2.0
11	97321-08020	BOLT, hexagon	2		
12	97321-08016	BOLT, hexagon	2		
13	92901-08100	WASHER, spring	4		
14	538-27211-00-R4	PEDAL, brake	1		
15	2A3-27212-00	SHAFT, brake	1		
16	1T9-27254-00	HOOK	1		
17	93430-12008	CIRCLIP (E-12)	1		
18	1T9-27231-00	ROD, brake	1		
19	92901-06200	WASHER, plain	1		
20	91401-20012	PIN, cotter	1		
21	90501-10245	SPRING (180-27236-00)	1		
22	90249-12008	PIN (156-27237-00)	1		
23	90179-06176	NUT	1		
24	90506-20157	SPRING, tension	1		

Fig. 17 FRONT FENDER · REAR FENDER



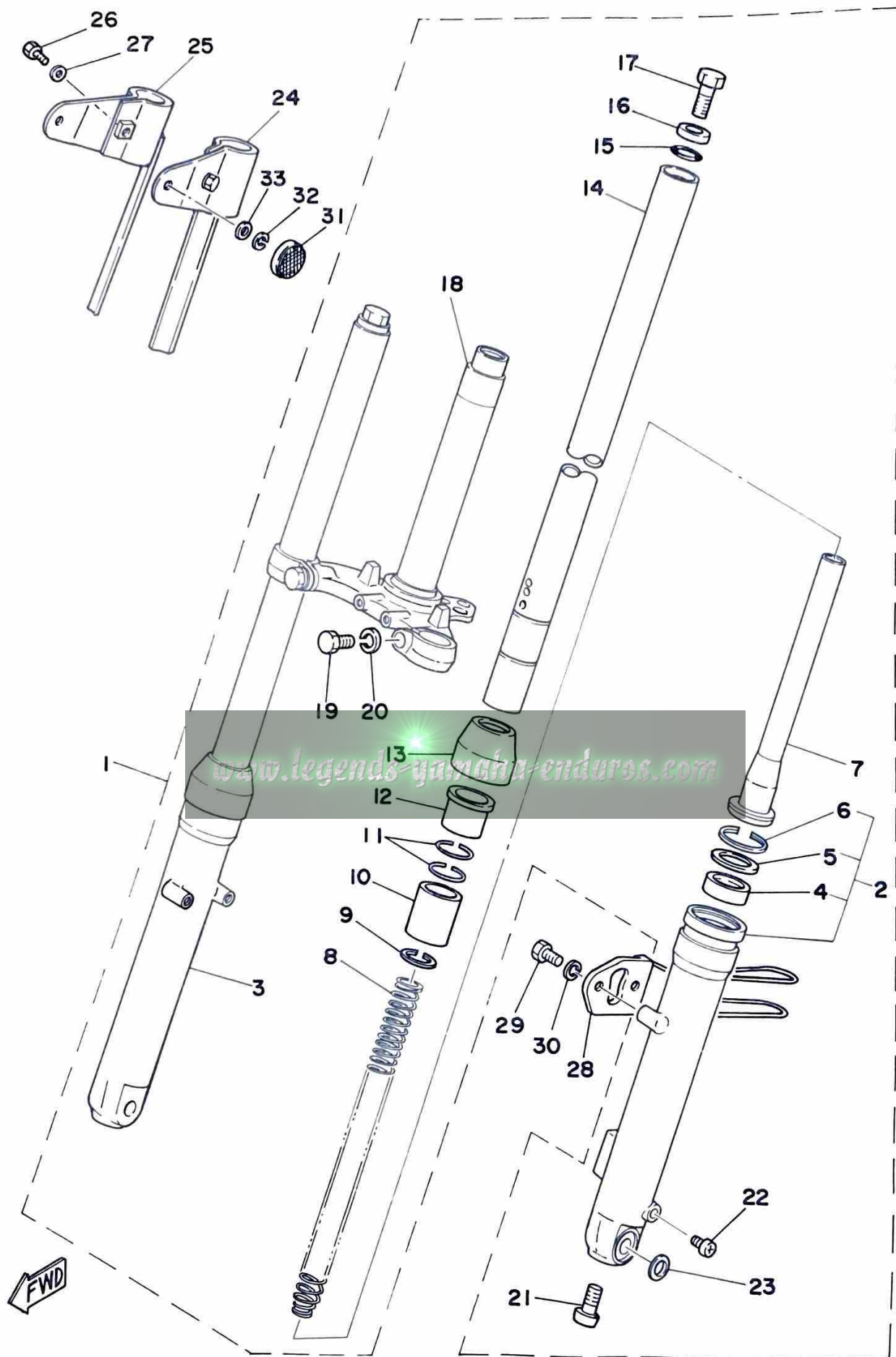
www.legends-yamaha-enduros.com



Ref. No.	Part No.	Description	Q'ty	Applicable Machine No.	Remarks
17- 1	2F5-21511-00	FENDER, front	1		Sunshine Red
2	1T9-21513-00	STAY, fender 1	1		
3	97301-06014	BOLT, hexagon	4		
4	92901-06100	WASHER, spring	4		
5	90201-06067	WASHER, plate (6.5-20-1.6)	4		
6	95301-06600	NUT, hexagon	4		
7	97301-06010	BOLT, hexagon	2		
8	92901-06100	WASHER, spring	2		
9	1T9-21611-00-66	FENDER, rear	1		Sunshine Red
10	97301-06014	BOLT, hexagon	1		
11	90201-06067	WASHER, plate	1		
12	1T9-21621-00	FLAP, rear fender	1		
13	97301-06012	BOLT, hexagon	2		
14	92901-06600	WASHER, plate	2		
15	97301-06012	BOLT, hexagon	1		
16	90201-06067	WASHER, plate (6.5-20-1.6)	1		

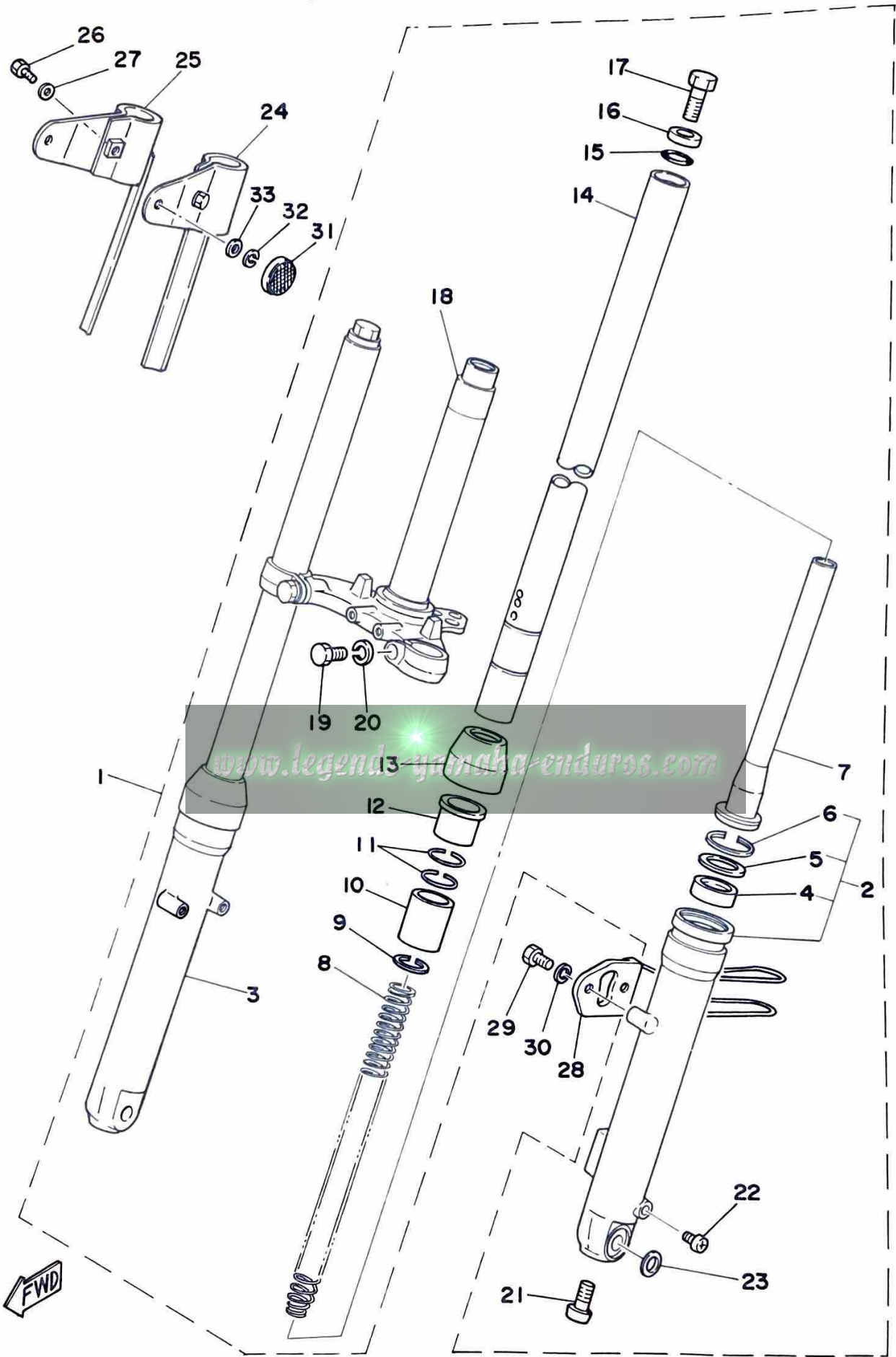
www.legends-yamaha-enduros.com

Fig. 18 FRONT FORK



Ref. No.	Part No.	Description	Q'ty	Applicable Machine No.	Remarks
18- 1	1T9-23101-00	FRONT FORK ASS'Y	1		
2	1T9-23126-00	. TUBE, outer left	1		
3	462-23136-02	. TUBE, outer right	1		
4	462-23145-02	. . OIL SEAL	2		
5	462-23146-02	. . WASHER, oil seal	2		
6	462-23156-02	. . CLIP, oil seal	2		
7	462-23170-02	. CYLINDER, front fork	2		
8	1T9-23141-00	. SPRING, fork	2		
9	462-23183-02	. CIRCLIP	2		
10	462-23171-02	. PISTON, front fork	2		
11	462-23157-02	. RING	4		
12	462-23125-02	. METAL, slide	2		
13	462-23144-02	. SEAL, dust	2		
14	1T9-23124-00	. TUBE, inner	2		
15	462-23114-02	. PACKING (O-RING)	2		
16	276-23112-50	. WASHER, cap	2		
17	205-23111-40	. BOLT, cap	2		
18	1T9-23340-00-33	. UNDER BRACKET COMP.	1		Yamaha Black
19	97321-10030	. BOLT, under bracket	2		
20	92901-10100	. WASHER, spring	2		
21	451-23181-01	. SCREW, panhead	2		
22	451-23119-01	. SCREW, drain plug	2		
23	462-23392-02	. WASHER, special	2		
24	1T9-84118-00	STAY, head lamp 1	1		
25	1T9-84119-00	STAY, head lamp 2	1		
26	97301-06012	BOLT, hexagon	2		
27	92901-06600	WASHER, plate	2		
28	1T9-23318-00	HOLDER, wire	1		
29	97301-06012	BOLT, hexagon	2		
30	92901-06100	WASHER, spring	2		

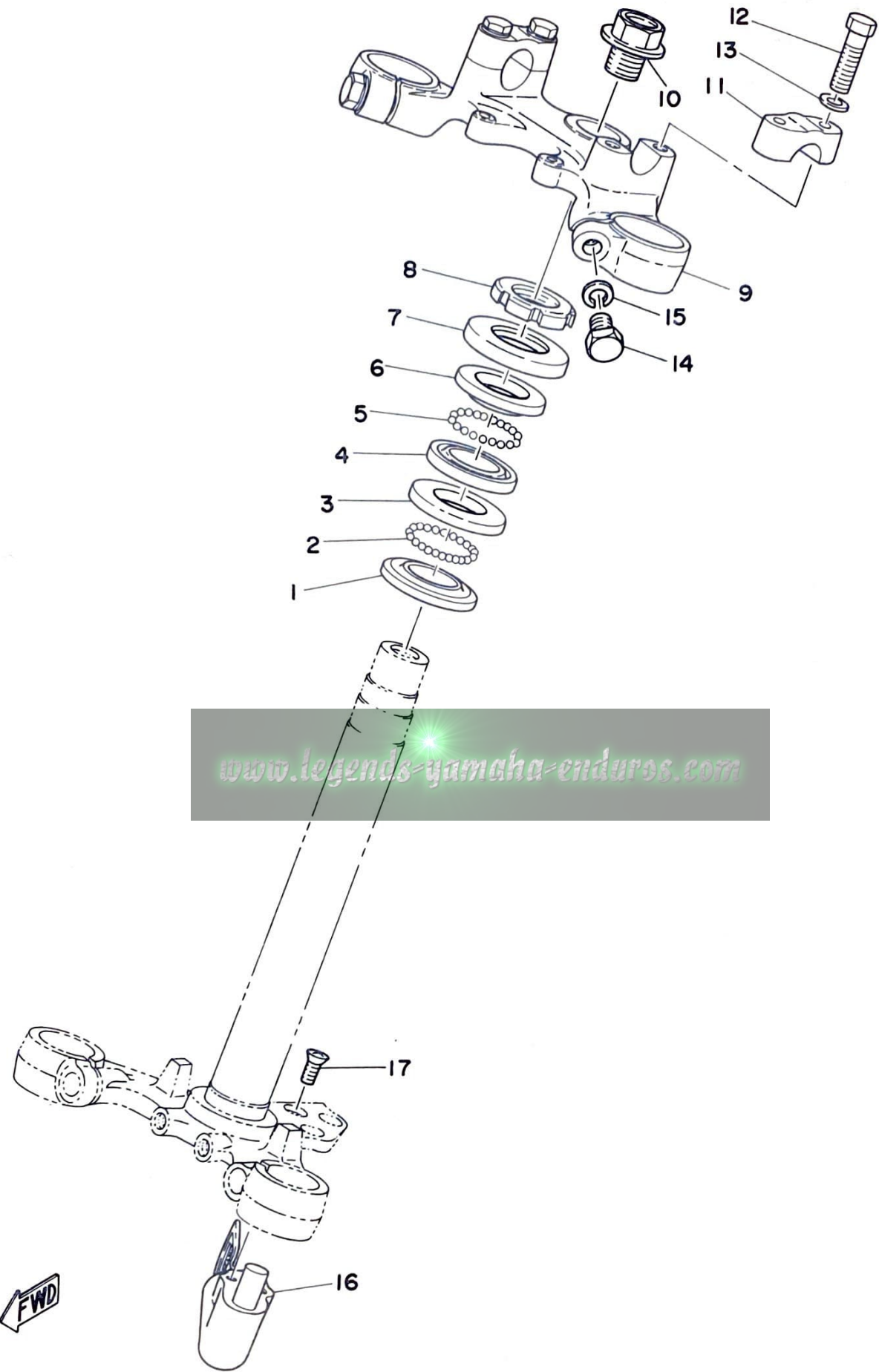
Fig. 18 FRONT FORK



Ref. No.	Part No.	Description	Q'ty	Applicable Machine No.	Remarks
18-31	355-85111-00	REFLECTOR	2		
32	92901-05100	WASHER, spring	2		
33	92901-05200	WASHER, plain	2		

www.legends-yamaha-enduros.com

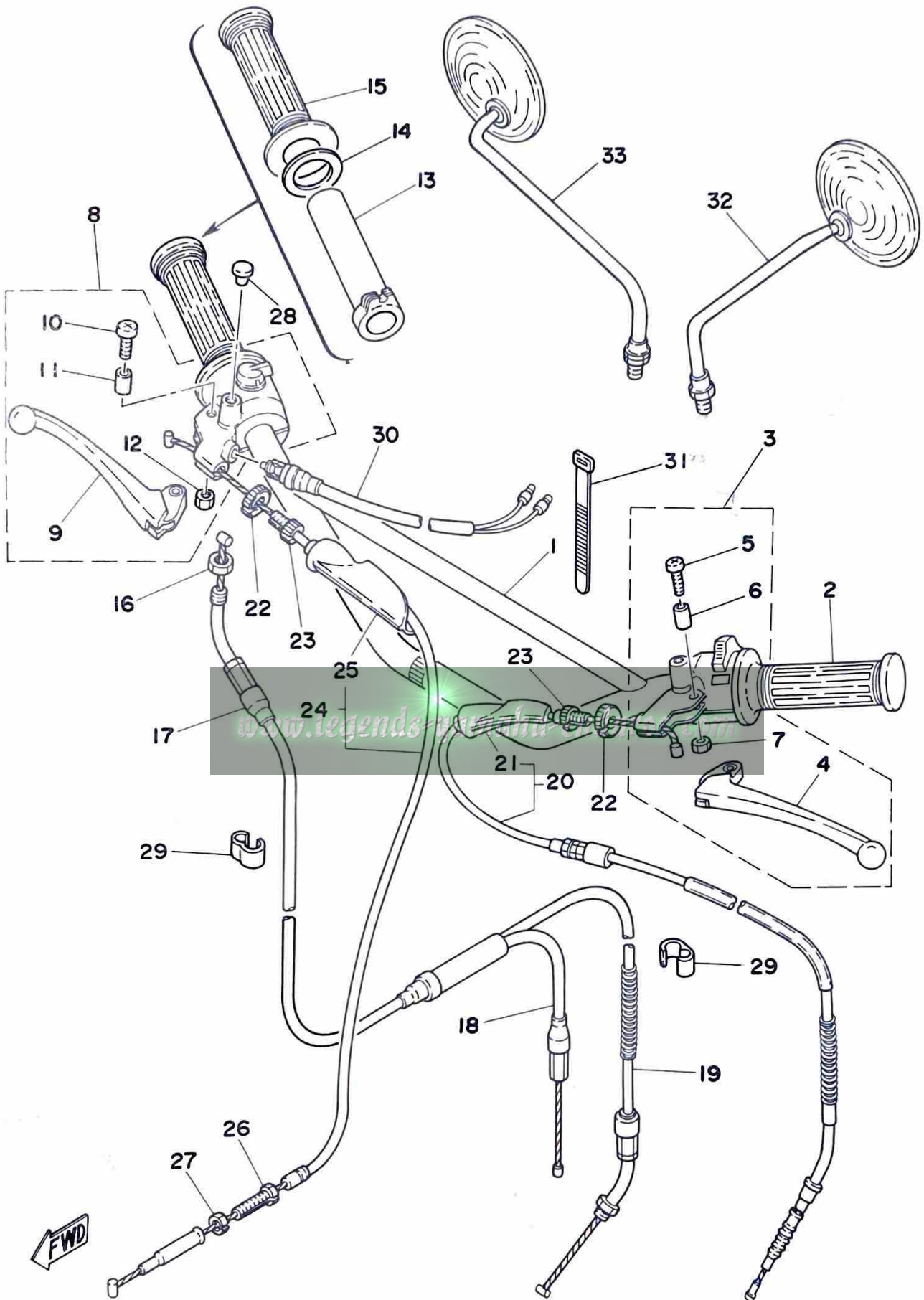
Fig. 19 STEERING



Ref. No.	Part No.	Description	Q'ty	Applicable Machine No.	Remarks
19- 1	156-23411-00	RACE, ball 1	1		
2	93501-04011	BALL (1/4 inch)	19		
3	156-23412-00	RACE, ball 2	1		
4	122-23412-00	RACE, ball 2	1		
5	93503-16010	BALL (3/16 inch)	22		
6	122-23411-00	RACE, ball 1	1		
7	122-23416-00	COVER, ball race	1		
8	90179-25033	NUT (137-23454-00)	1		
9	354-23435-00-33	CROWN, handle	1		Yamaha Black
10	90105-14060	BOLT	1		
11	5 1E6-23441-00- 3	HOLDER, handle upper	2		Yamaha Black
	1E6-23441-00- 3	HOLDER, handle upper	2		Yamaha Black for Canada
12	97321-08035	BOLT, hexagon	4		
	97321-08035	BOLT, hexagon	4		for Canada
13	90201-08083	WASHER, plate (156-27226-00)	4		8.2-13-0.6
14	97321-08030	BOLT, hexagon	2		
15	92901-08100	WASHER, spring	2		
16	1G7-23408-00	STEERING LOCK ASS'Y	1		
17	98601-05012	SCREW, ovalhead	2		

www.legends-yamaha-enduros.com

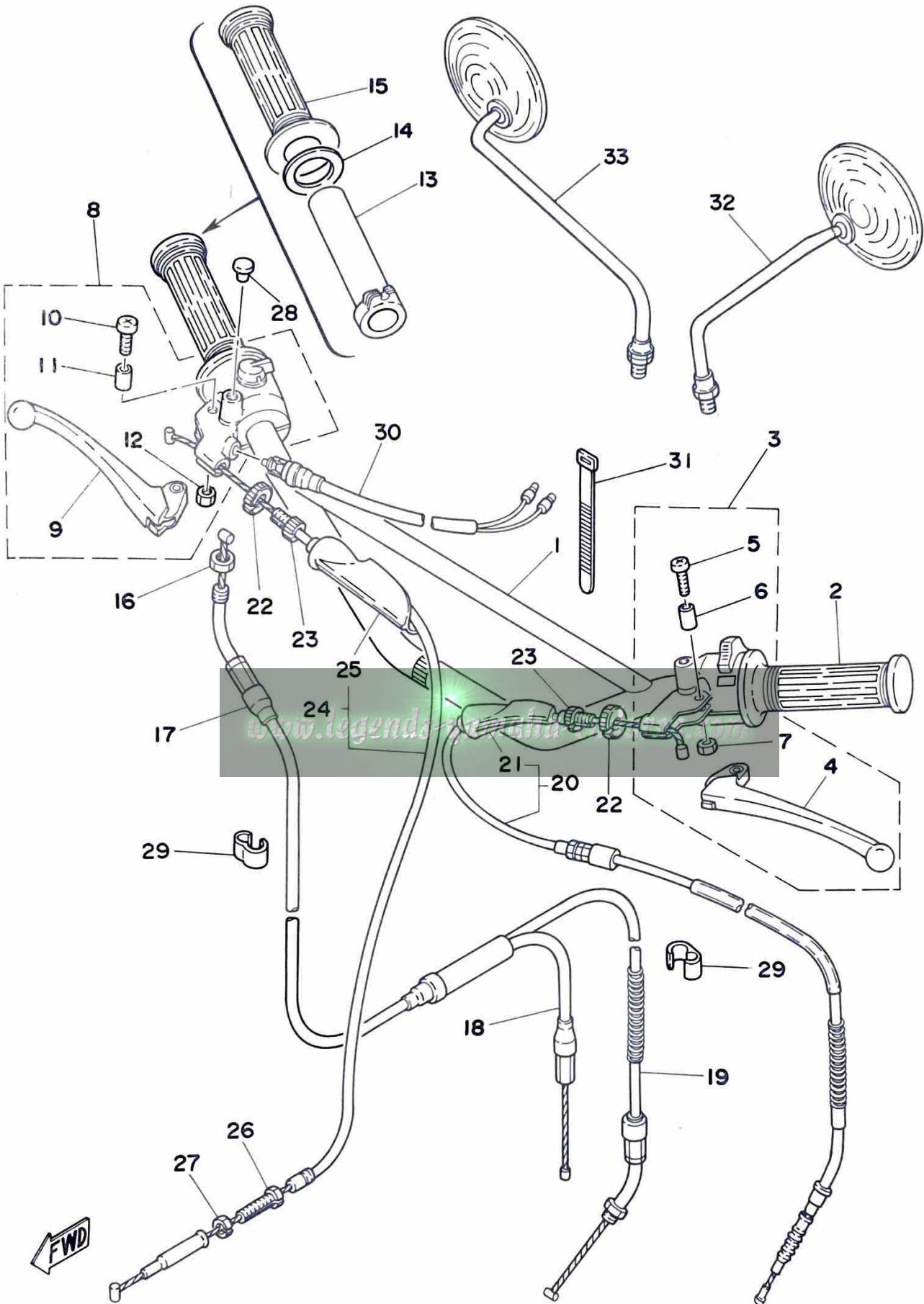
Fig. 20 HANDLE · WIRE



Ref. No.	Part No.	Description	Q'ty	Applicable Machine No.	Remarks
20-	1	1T9-26111-00	HANDLE	1	
	2	1E6-26241-00	GRIP, left	1	
	3	1T9-82910-0	LEVER HOLDER ASS'Y, left	1	
	4	137-83912-02-38 90149-05120	. LEVER, left	1	
	5	98501-05025	. SCREW, panhead	1	
	6	137-83913-01	. COLLAR, lever	1	Disused
	7	95601-05100	. NUT U	1	
	8	1T9-82920-50	LEVER HOLDER ASS'Y, right	1	
	9	232-83922-31-38	. LEVER, right	1	
	10	98501-05025	. SCREW, panhead	1	
	11	137-83913-01	. COLLAR, lever	1	
	12	95601-05100	. NUT U	1	
	13	1V1-26243-00	TUBE, guide	1	
	14	1V1-26249-00	RING, leaf	1	
	15	1A0-26242-01	GRIP, right	1	
	16	90170-10044	NUT, hexagon (150-18134-00)	1	
	17	2F5-26311-00	WIRE, throttle 1 (620mm)	1	
		1T9-26311-00	WIRE, throttle 1 (620mm)	1	
	18	1T9 2F5 2F5-26312-00	WIRE, throttle 2 (120mm)	1	
	19	1T9-26321-00	WIRE, pump (415mm)	1	
	20	1T9-26335-00	WIRE, clutch (860mm)	1	
	21	382-26372-01	. COVER, lever	1	
	22	90179-08237	NUT, wire adjusting	2	
	23	90123-08046	BOLT, wire adjusting	2	
	24	1T9-26341-00	WIRE, brake (930mm)	1	
	25	498-26372-00	. COVER, lever	1	
	26	90123-06010	BOLT (326-26345-00)	1	
	27	90179-06143	NUT (109-26344-00)	1	
	28	90338-07011	PLUG (116-83931-00)	1	
	29	90468-15064	CLIP	2	
	30	361-83980-30	FRONT STOP SWITCH ASS'Y	1	

for Canada

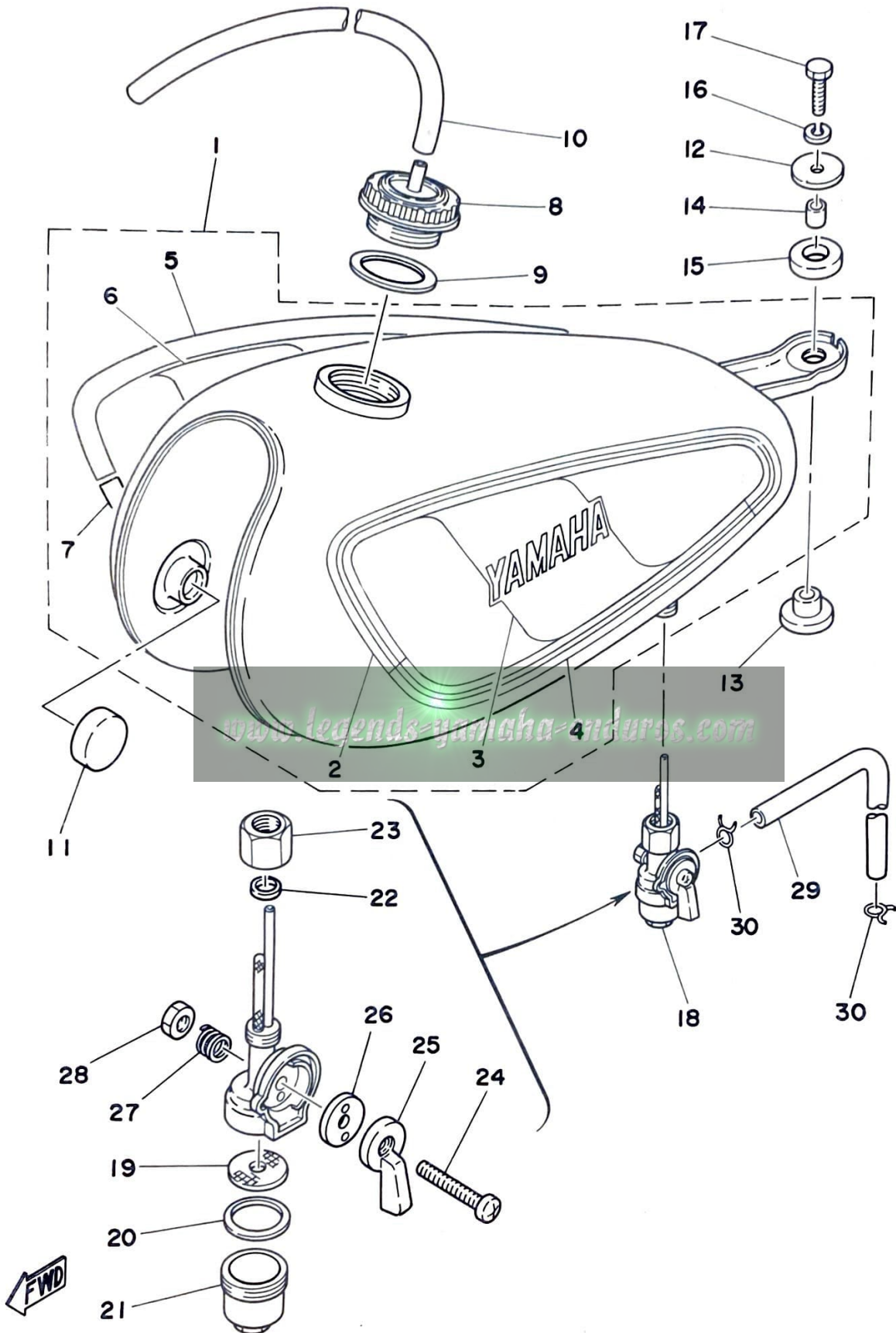
Fig. 20 HANDLE · WIRE



Ref. No.	Part No.	Description	Q'ty	Applicable Machine No.	Remarks
20-31	168-83936-01	BAND, switch cord	2		
32	266-26290-10	BACK MIRROR ASS'Y, left	1		
33	395-26290-00	BACK MIRROR ASS'Y, right	1		Optional Parts

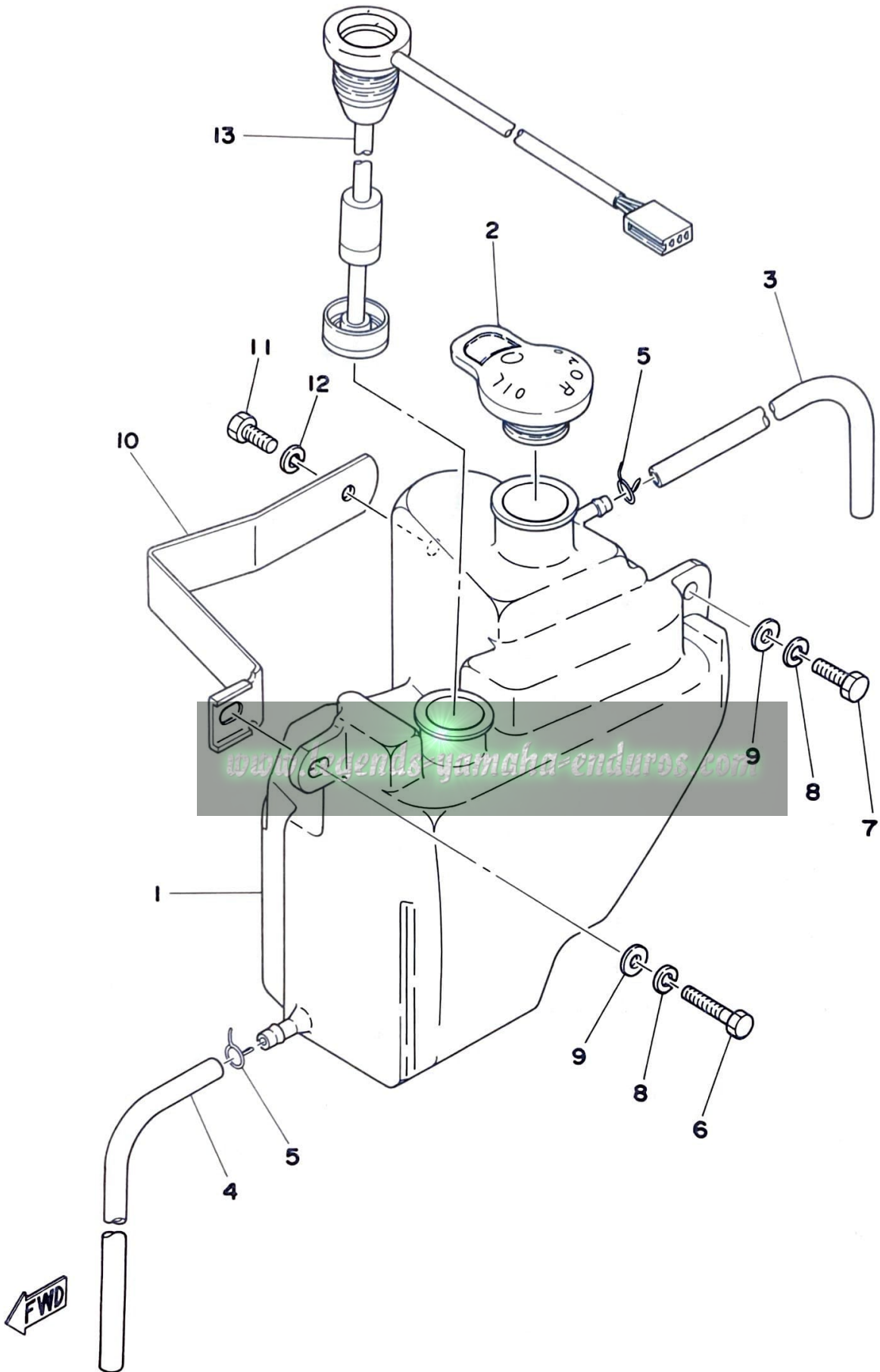
www.legends-yamaha-enduros.com

Fig. 21 FUEL TANK



Ref. No.	Part No.	Description	Q'ty	Applicable Machine No.	Remarks
21- 1	538-24110-00-X6	FUEL TANK COMP.	1		Sunshine Red
2	2F5-24244-01	. GRAPHIC, fuel tank 1 left	1		
3	2F5-24245-01	. GRAPHIC, fuel tank 2 left	1		
4	2F5-24246-01	. GRAPHIC, fuel tank 3 left	1		
5	2F5-24247-01	. GRAPHIC, fuel tank 1 right	1		
6	2F5-24248-01	. GRAPHIC, fuel tank 2 right	1		
7	2F5-24249-01	. GRAPHIC, fuel tank 3 right	1		
8	322-24611-02	BODY, cap	1		
9	90430-35122	GASKET	1		
10	90445-09113	HOSE (296-24311-00)	1		
11	122-24181-00	DAMPER, locating	2		
12	90201-06074	WASHER, plate (248-21757-00)	1		6.5-28-1.6
13	90480-14088	GROMMET	1		
14	90387-07390	COLLAR	1		
15	90202-14077	WASHER, plate	1		
16	92901-06100	WASHER, spring	1		
17	97301-06025	BOLT, hexagon	1		
18	367-24500-04	FUEL COCK ASS'Y	1		
19	355-24515-00	. NET, filter	1		
20	102-24522-01	. GASKET, filter	1		
21	122-24521-00	. CUP, filter	1		
22	122-24532-00	. GASKET, nut	1		
23	603-24531-01	. NUT	1		
24	98501-05030	. SCREW, lever fitting	1		
25	355-24524-01	. LEVER, cock	1		
26	355-24523-00	. GASKET, lever	1		
27	355-24518-01	. SPRING, lever	1		
28	95301-05600	. NUT, hexagon	1		
29	90445-09066	HOSE	1		
30	90467-08003	CLIP (101-23560-00)	2		

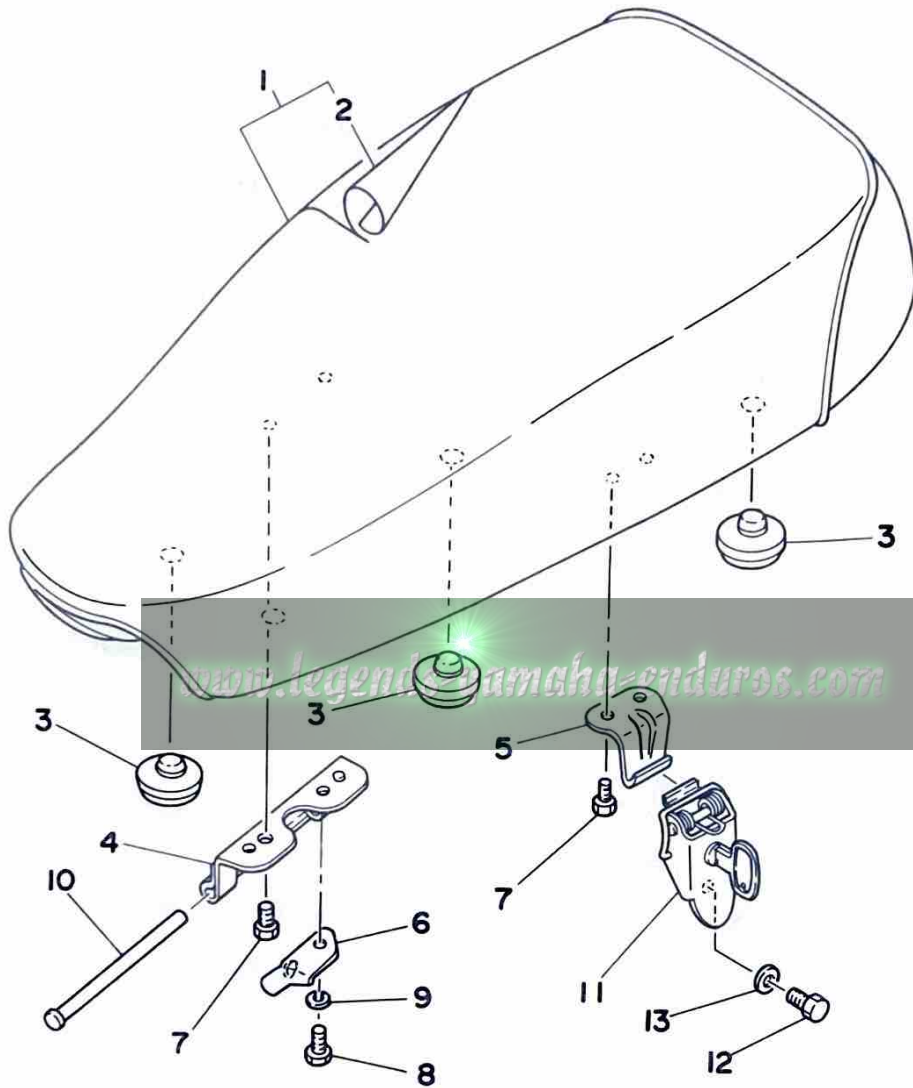
Fig. 22 OIL TANK



Ref. No.	Part No.	Description	Q'ty	Applicable Machine No.	Remarks
22- 1	1T9-21751-00	TANK, oil	1		
2	1T9-21771-00	BODY, cap	1		
3	90445-09110	HOSE (367-21766-00)	1		
4	90445-09251	HOSE	1		
5	90467-08003	CLIP (101-24356-00)	2		
6	97301-06025	BOLT, hexagon	1		
7	97301-06016	BOLT, hexagon	1		
8	92901-06100	WASHER, spring	2		
9	90201-06067	WASHER, plate (6.5-20-1.6)	2		
10	1T9-82136-00	PLATE, battery fitting	1		
11	97301-06012	BOLT, hexagon	1		
12	92901-06100	WASHER, spring	1		
13	1T9-85720-00	OIL LEVEL GAUGE ASS'Y	1		



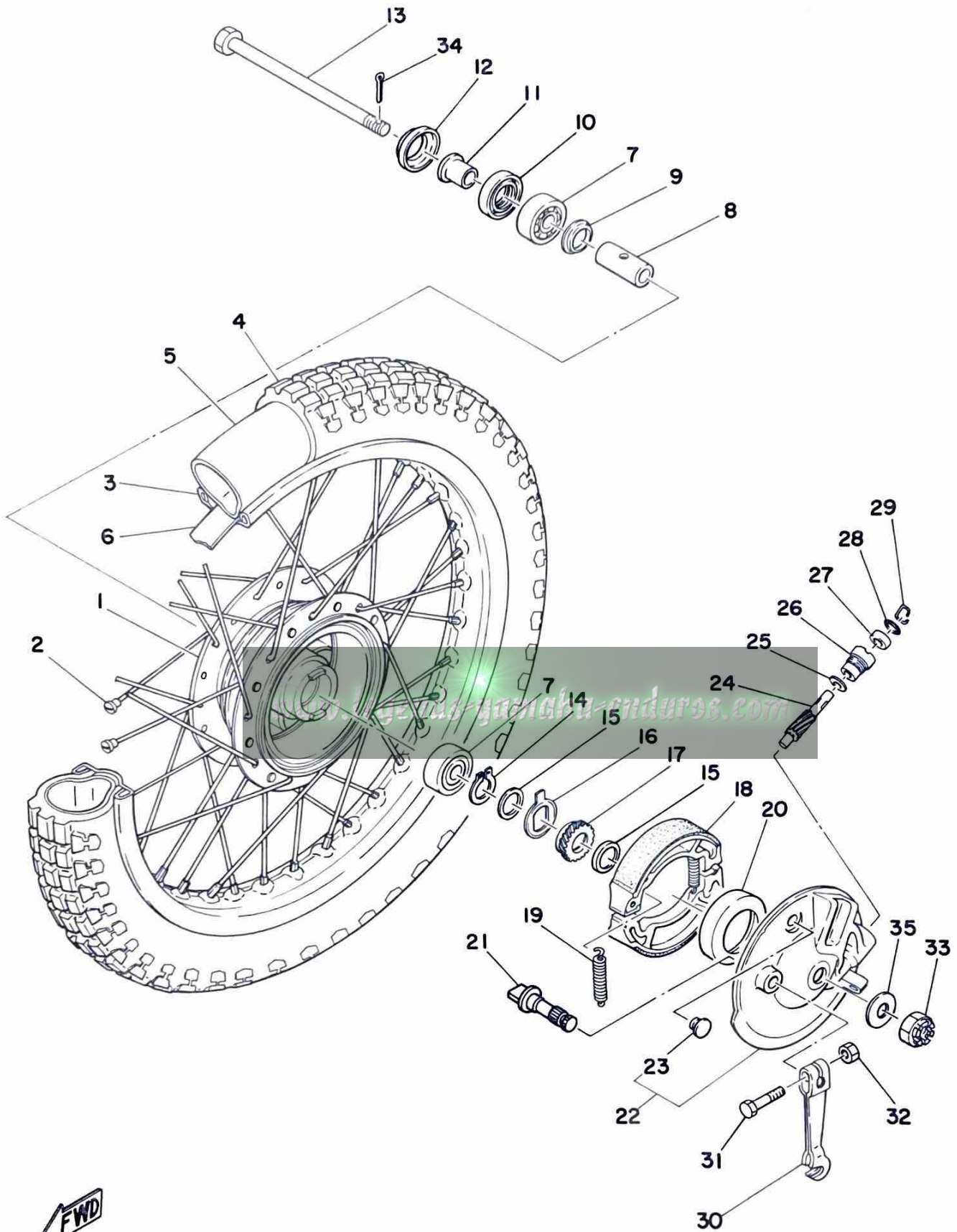
Fig. 23 SEAT



Ref. No.	Part No.	Description	Q'ty	Applicable Machine No.	Remarks
23- 1	1T9-24710-01	SINGLE SEAT ASS'Y	1		
2	1T9-24711-00	. COVER, single seat	1		
3	174-24741-00	PAD, seat	5		
4	538-24726-00	HINGE, seat	1		
5	278-24728-00	BRACKET, seat	1		
6	1T9-24768-00	STOPPER	1		
7	90101-06304	BOLT, hexagon	3		
8	97301-06012	BOLT, hexagon	1		
9	92901-06100	WASHER, spring	1		
10	1K8-24774-00	PIN	1		
11	1G7-24705-00	SEAT LOCK ASS'Y	1		
12	97301-06012	BOLT, hexagon	1		
13	92901-06600	WASHER, plate	1		



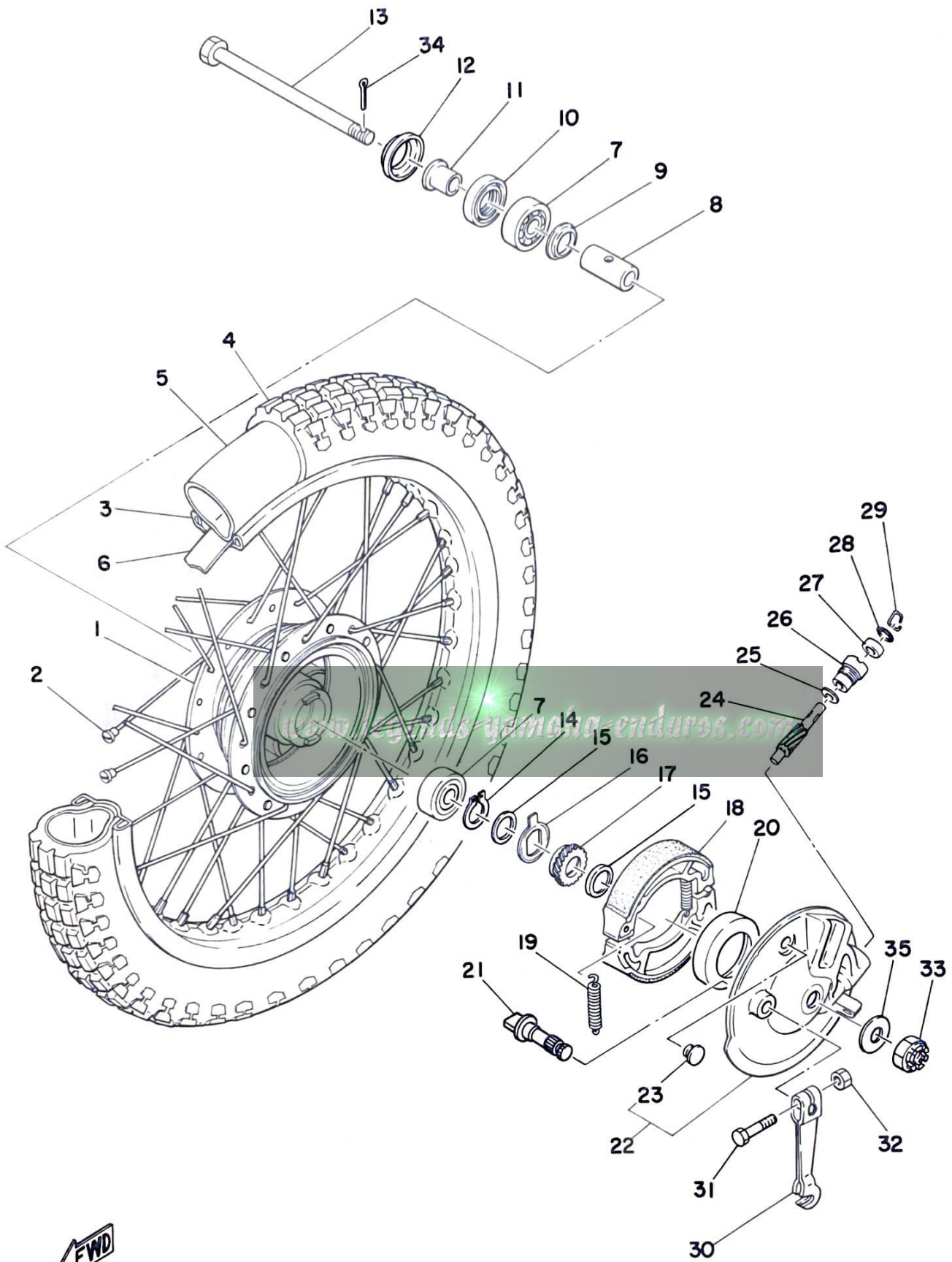
Fig. 24 FRONT WHEEL



Ref. No.	Part No.	Description	Q'ty	Applicable Machine No.	Remarks
24- 1	248-25111-00-98	HUB, front	1		Low Gloss Black
2	276-25104-00	SPOKE SET	1s		
3	94414-18007	RIM (1.40-18)	1		
4	94125-18369	TIRE (2.50-18-4PR)	1		
5	94225-18076	TUBE (2.50-18)	1		
6	94325-18059	BAND, rim (2.50-18)	1		
7	93306-30103	BEARING (B6303Z)	2		
8	90560-12138	SPACER (183-35117-00)	1		
9	109-25315-00	FLANGE, spacer	1		
10	93102-18008	OIL SEAL (SD-18-37-8)	1		
11	90387-12616	COLLAR, wheel shaft	1		
12	481-25118-01	COVER, hub dust	1		
13	90102-12015	SHAFT, wheel	1		
14	93410-20009	CIRCLIP (S-20)	1		
15	90201-20269	WASHER, plate (183-25147-00)	2		20.5-26-1
16	183-25149-00	CLUTCH, meter	1		
17	1T9-25135-00	GEAR, drive	1		
18	393-25130-00	BRAKE SHOE COMP.	2		
19	90506-16034	SPRING, tension (102-25333-00)	2		
20	93105-47007	OIL SEAL (SDD-47-58-7)	1		
21	538-25351-01	CAMSHAFT	1		
22	1T9-25120-00-98	BRAKE SHOE PLATE ASS'Y	1		Low Gloss Black
23	90480-10068	. GROMMET	1		
24	1T9-25138-00	GEAR, meter	1		
25	90201-07076	WASHER, plate (183-25146-00)	1		7-12-0.8
26	109-25136-00	BUSHING	1		
27	93104-07003	OIL SEAL (SO-7-14-4)	1		
28	93210-14104	O-RING (2.4-13.8)	1		
29	102-25137-00	RING, stop	1		
30	558-25155-00	LEVER, camshaft	1		
31	90101-06278	BOLT, hexagon	1		
32	95301-06600	NUT, hexagon	1		

www.legends-yamaha-enduros.com

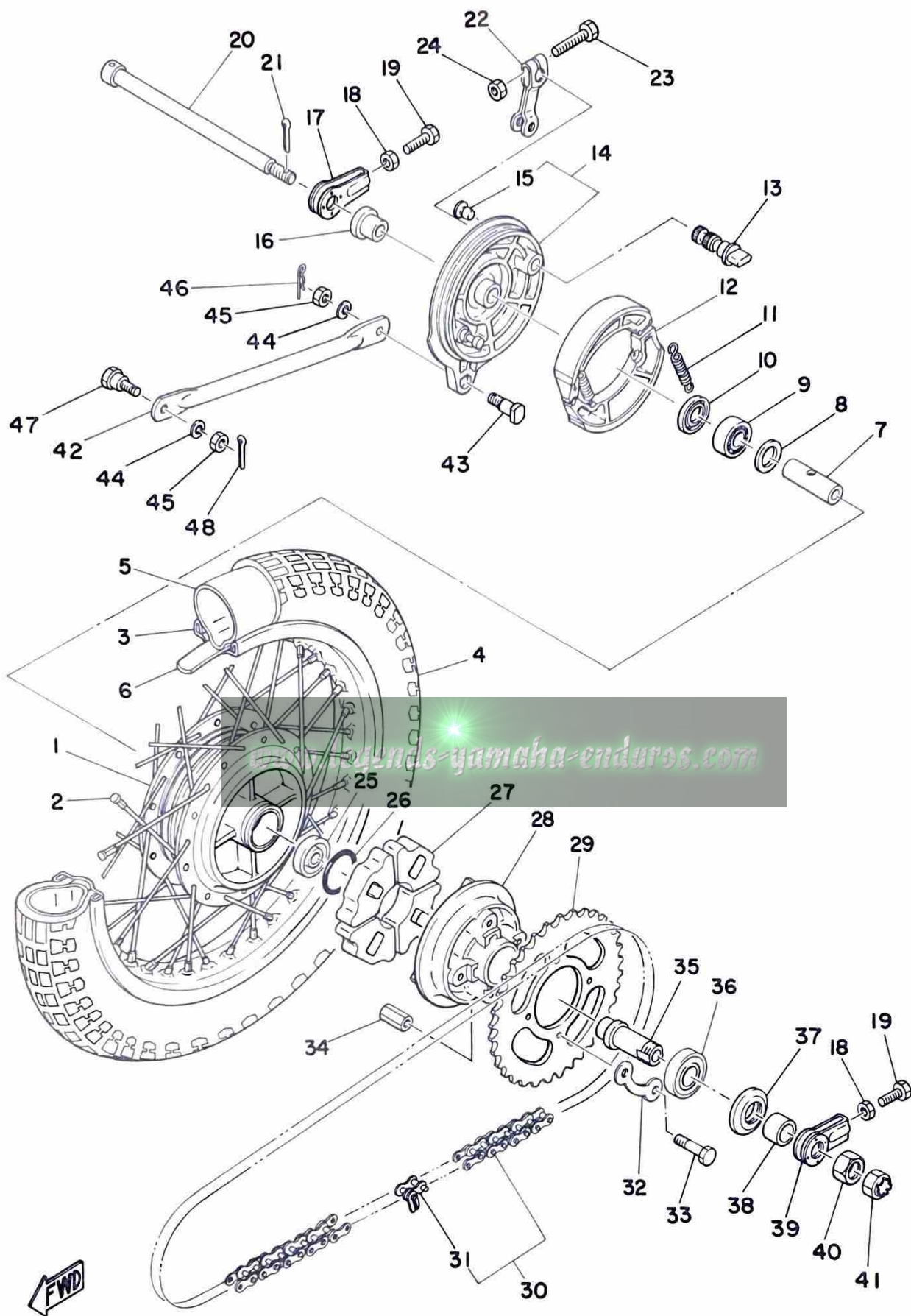
Fig. 24 FRONT WHEEL



Ref. No.	Part No.	Description	Q'ty	Applicable Machine No.	Remarks
24-33	95301-12900	NUT, castle	1		
34	91401-30025	PIN, cotter	1		
35	90201-12174	WASHER, plate (183-22142-10)	1		12.5-22-1.6

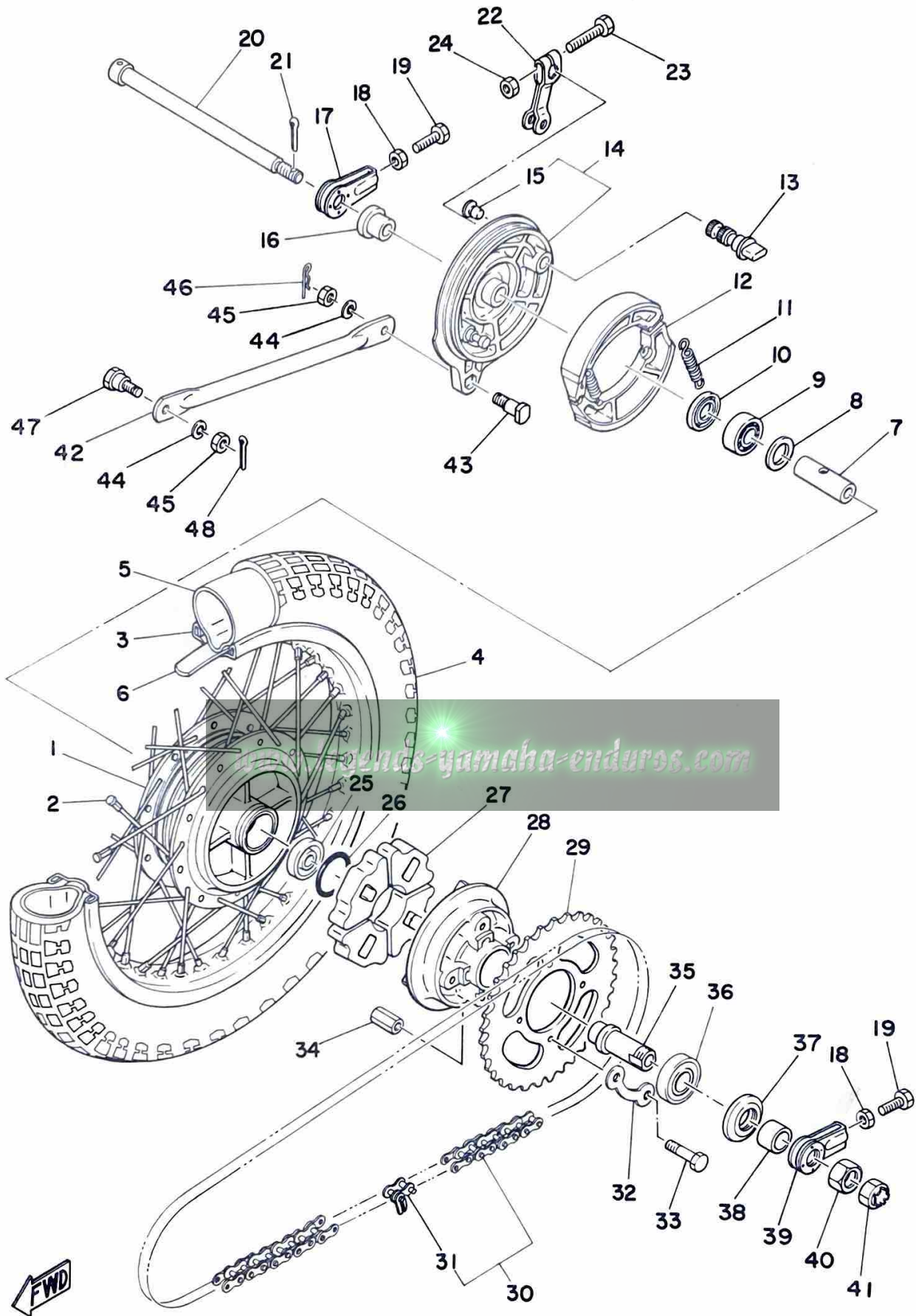
www.legends-yamaha-enduros.com

Fig. 25 REAR WHEEL



Ref. No.	Part No.	Description	Q'ty	Applicable Machine No.	Remarks
25- 1	296-25311-01-98	HUB, rear	1		Low Gloss Black
2	538-25304-00	SPOKE SET	1s		
3	94416-16008	RIM (1.60-16)	1		
4	94130-16368	TIRE (3.00-16-4PR)	1		
5	94230-16075	TUBE (3.00-16)	1		
6	94330-16058	BAND, rim (3.00-16)	1		
7	90560-12145	SPACER	1		
8	102-25315-00	FLANGE, spacer	1		
9	93306-30103	BEARING (B6301Z)	1		
10	93104-21016	OIL SEAL (SO-21-37-7)	1		
11	90506-16034	SPRING, tension (102-25333-00)	2		
12	393-25130-00	BRAKE SHOE COMP.	2		
13	538-25351-01	CAMSHAFT	1		
14	355-25320-00-98	BRAKE SHOE PLATE ASS'Y	1		Low Gloss Black
15	90480-10068	. GROMMET	1		
16	90387-12102	COLLAR (195-25383-00)	1		
17	241-25389-00	PULLER, chain 2	1		
18	95301-06600	NUT, hexagon	2		
19	90101-06016	BOLT, hexagon (167-25379-00)	2		
20	390-25381-01	SHAFT, wheel	1		
21	91401-20020	PIN, cotter	1		
22	1T9-25355-00	LEVER, camshaft	1		
23	90101-06278	BOLT, hexagon	1		
24	95301-06600	NUT, hexagon	1		
25	93306-30101	BEARING (B6301)	1		
26	93210-41041	O-RING (4.0-48.5)	1		
27	304-25364-00	DAMPER, clutch	4		
28	296-25366-01	CLUTCH, hub	1		
29	283-25444-10-33	GEAR, sprocket wheel (44T)	} U.R 1		Yamaha Black
	283-25445-10-33	GEAR, sprocket wheel (45T)			Yamaha Black STD
	283-25446-10-33	GEAR, sprocket wheel (46T)			Yamaha Black
30	94500-03102	CHAIN (RS420-102L)	1		

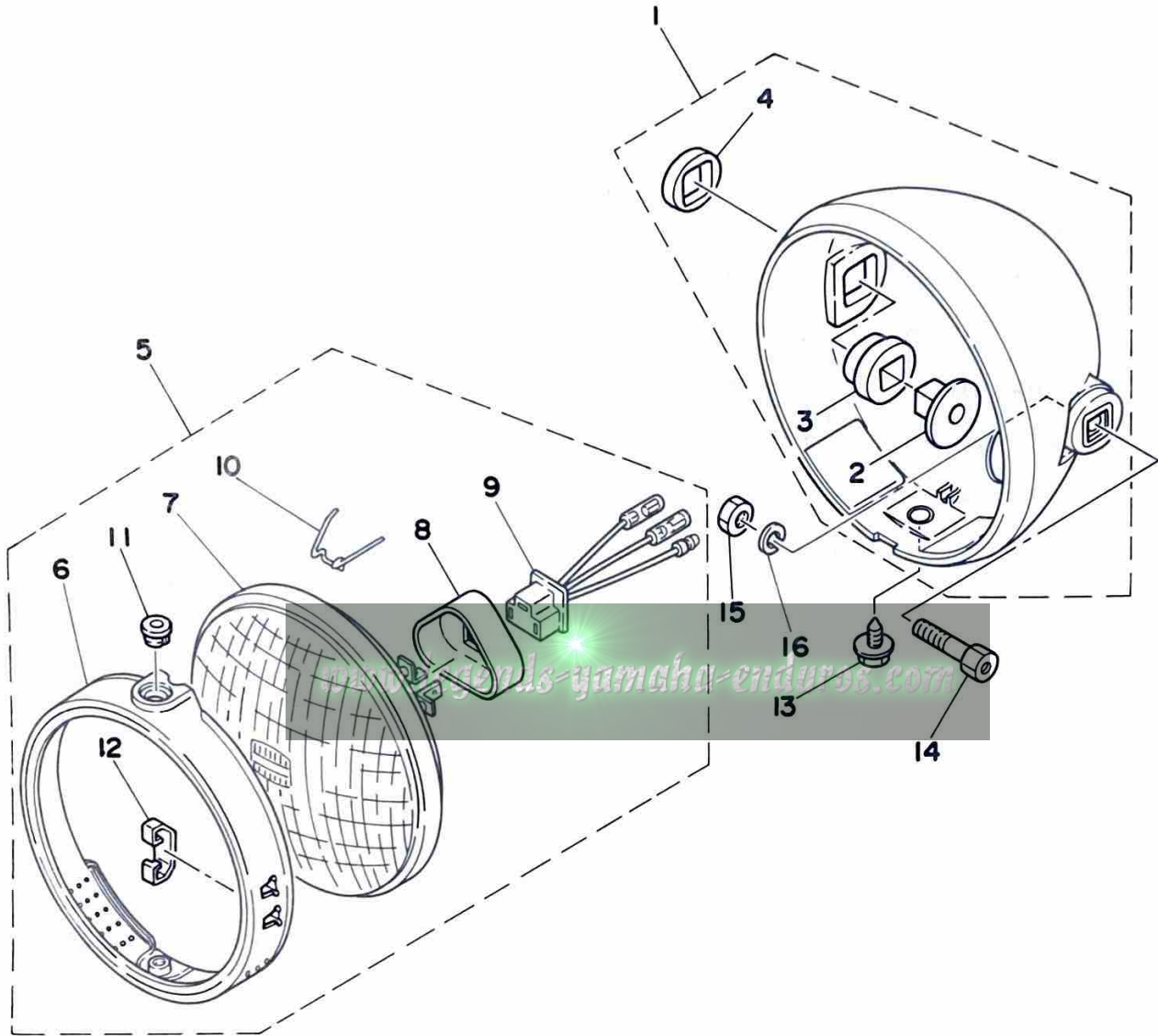
Fig. 25 REAR WHEEL



Ref. No.	Part No.	Description	Q'ty	Applicable Machine No.	Remarks
25-31	94600-03001	. JOINT, chain	1		
32	482-25412-00	WASHER, lock	2		
33	90109-08361	BOLT, hexagon	4		
34	90179-08168	NUT, hexagon	4		
35	167-25387-00	SHAFT, sprocket	1		
36	93306-00406	BEARING (B6004Z)	1		
37	93106-30004	OIL SEAL (SD-30-42-8)	1		
38	90387-18144	COLLAR (167-35386-00)	1		
39	241-25388-00	PULLER, chain 1	1		
40	90170-18165	NUT, hexagon	1		
41	90171-10004	NUT, castle (353-25182-00)	1		
42	1T9-25371-00	BAR, tension	1		
43	90109-08183	BOLT (102-25373-00)	1		
44	92901-08100	WASHER, spring	2		
45	95301-08700	NUT, hexagon	2		
46	90468-12007	CLIP (102-25375-00)	1		
47	90109-08368	BOLT (183-25378-00)	1		
48	91401-20012	PIN, cotter	1		

www.legend-yamaha-enduros.com

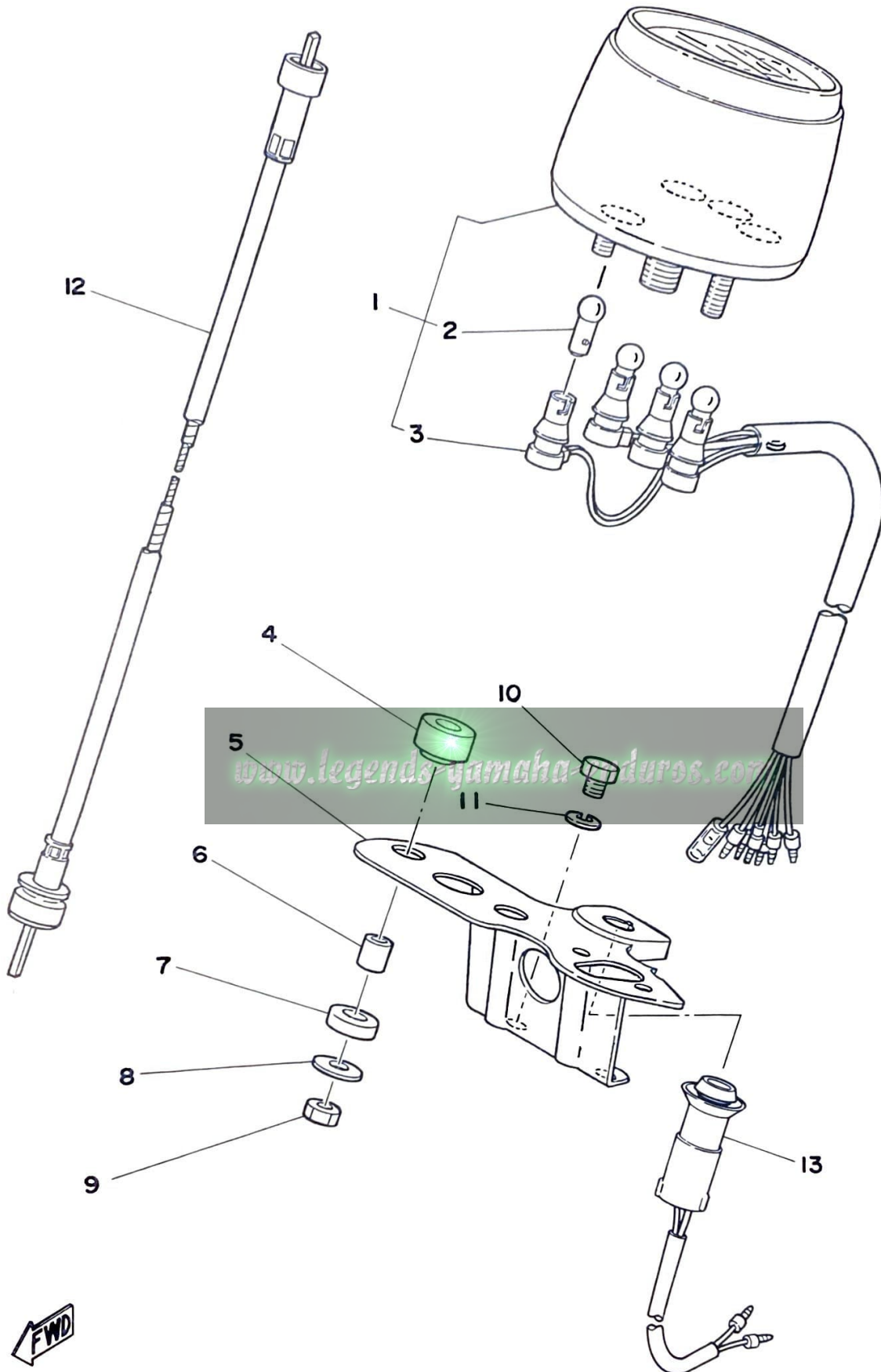
Fig. 26 HEAD LAMP



Ref. No.	Part No.	Description	Q'ty	Applicable Machine No.	Remarks
26- 1	1M1-84130-60-98	BODY ASS'Y	1		Low Gloss Black
2	498-84145-60	. COLLAR	2		
3	498-84163-60	. BUSHING	2		
4	1M1-84164-60	. BUSHING	2		
5	1M1-84110-61	HEAD LAMP UNIT ASS'Y	1		
6	1M1-84195-61	. RING, retaining	1		
7	498-84120-61	. LENS ASS'Y	1		
8	341-84397-61	. COVER	1		
9	371-84312-60	. SOCKET CORD ASS'Y	1		
10	1M1-84124-60	. SPRING, reflector set	3		
11	1M1-84133-60	. COLLAR	1		
12	498-84128-60	. SPACER	1		
13	1M1-84137-60	BOLT	1		
14	90109-08448	BOLT	2		
15	95301-08600	NUT, hexagon	2		
16	92901-08100	WASHER, spring	2		

www.legends-yamaha-enduros.com

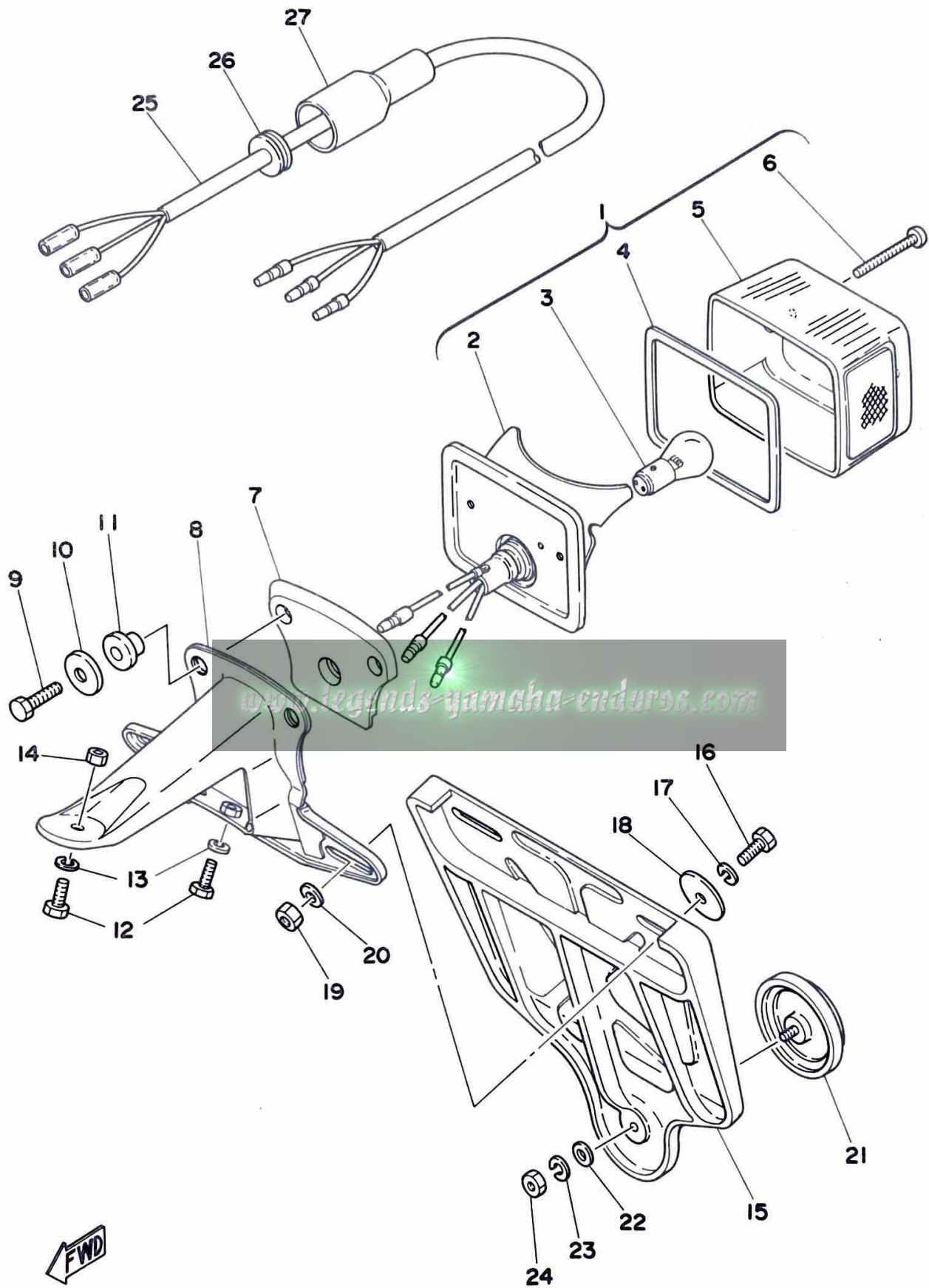
Fig. 27 SPEEDOMETER



Ref. No.	Part No.	Description	Q'ty	Applicable Machine No.	Remarks
27- 1	1T9-83510-60	SPEEDOMETER ASS'Y	1		Mile/h
	1T9-83510-10	SPEEDOMETER ASS'Y	1		Km/h for Canada
2	122-83516-10	. BULB (6V-3W)	4		
3	1K8-83520-00	. SOCKET ASS'Y	1		
4	1M3-83513-00	DAMPER, meter	2		
5	1T9-83519-00-98	BRACKET, meter	1		Low Gloss Black
6	355-83522-00	COLLAR	2		
7	355-83526-00	DAMPER	2		
8	355-83524-00	WASHER, plain	2		
9	95301-06600	NUT, hexagon	2		
10	97301-06010	BOLT, hexagon	2		
11	92901-06100	WASHER, spring	2		
12	1T9-83550-10	SPEEDOMETER CABLE ASS'Y	1		
13	1T9-84101-60	OIL CAUTION LAMP ASS'Y	1		

www.legends-yamaha-enduros.com

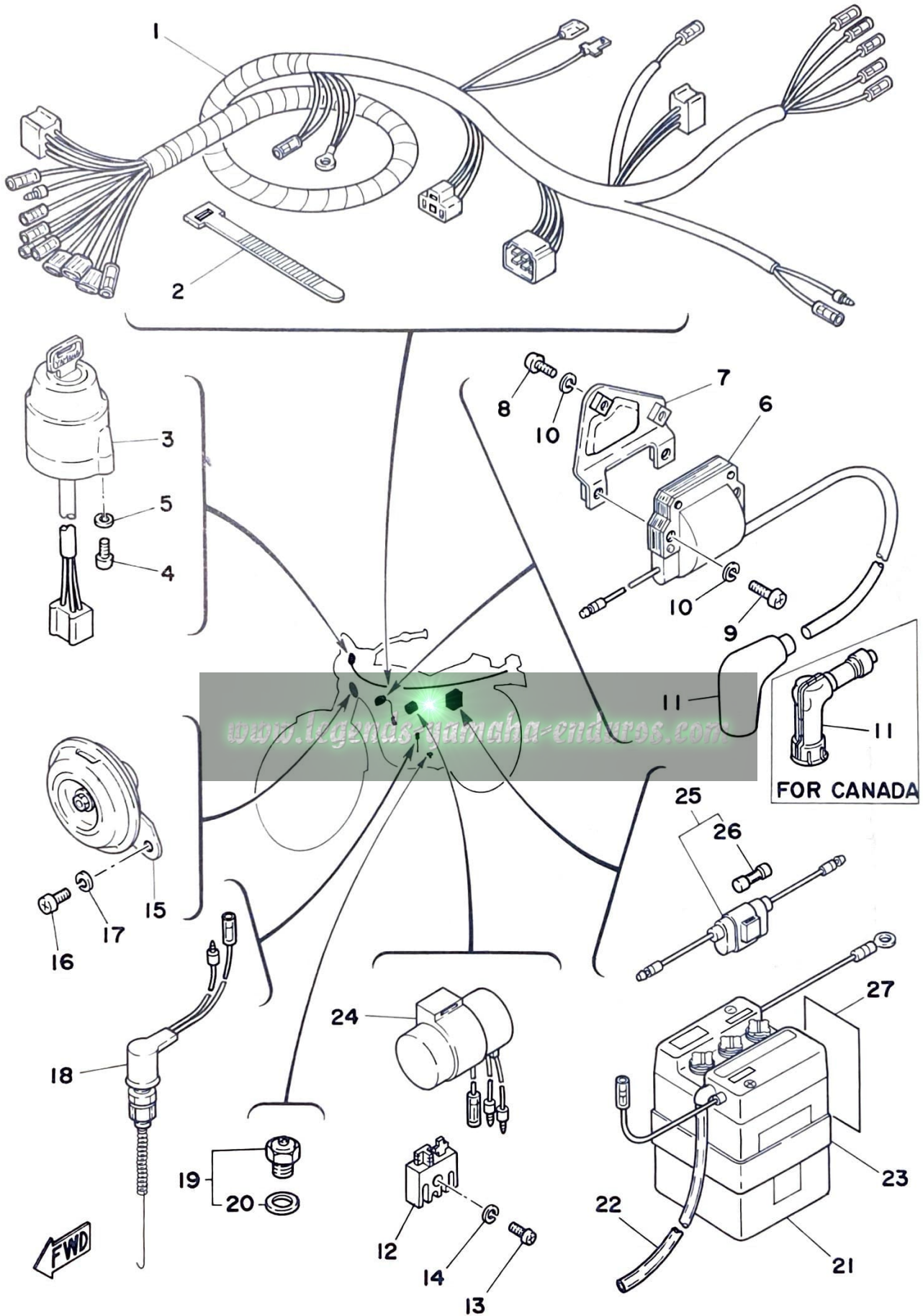
Fig. 28 TAIL LAMP



Ref. No.	Part No.	Description	Q'ty	Applicable Machine No.	Remarks
28- 1	1M1-84510-60	TAIL LAMP ASS'Y	1		
2	1M1-84511-60	. BASE, tail lamp	1		
3	1M1-84514-60	. BULB, tail lamp (6V-32/3CP)	1		
4	1M1-84523-60	. GASKET, tail lamp	1		
5	1M1-84521-60	. LENS, tail lamp	1		
6	1M1-84524-60	. SCREW, lens fitting	2		
7	1M1-84512-60	SEAT, base	1		
8	1T9-84551-60-33	BRACKET, license	1		Yamaha Black
9	1M1-84526-60	SCREW	2		
10	437-84525-60	WASHER, special	2		
11	1M1-84527-60	DAMPER	2		
12	97301-06014	BOLT, hexagon	3		
13	92901-06100	WASHER, spring	3		
14	95301-06600	NUT, hexagon	1		
15	1M1-85132-62	BRACKET	1		
16	97301-06016	BOLT, hexagon	2		
17	92901-06100	WASHER, spring	2		
18	90201-06075	WASHER, plate (808-24186-00)	2		6.5-30-1.4
19	95301-06600	NUT, hexagon	2		
20	92901-06600	WASHER, plate	2		
21	1M1-85131-10	REFLECTOR	1		
22	92901-05200	WASHER, plain	1		
23	92901-05100	WASHER, spring	1		
24	95301-05600	NUT, hexagon	1		
25	1T9-84517-00	CORD, tail lamp	1		
26	90480-12188	GROMMET	2		
27	538-82599-10	COVER, connector	1		

Ref. No.	Part No.	Description	Q'ty	Applicable Machine No.	Remarks
29- 1	2F5-83310-60	FRONT FLASHER LAMP ASS'Y 2		
	1M1-83310-60	FRONT FLASHER LAMP ASS'Y 2		for Canada
2	115-83311-60	. BULB (6V-21CP) 2		
3	1M1-83309-60	. REFLECTOR 2		
4	1M1-83313-60	. GASKET, lens 2		
5	341-83312-70	. LENS, flasher 2		
6	97701-03520	. SCREW, tapping 4		
7	2F5-83318-00	STAY, flasher 2		
	1M1-83318-00	STAY, flasher 2		for Canada
8	95303-08800	NUT, crown 2		
9	97301-08020	BOLT, hexagon 2		for U.S.A
10	95301-08600	NUT, hexagon 2		for U.S.A
11	1T9-83330-60	REAR FLASHER LAMP ASS'Y 2		
12	115-83311-60	. BULB (6V-21CP) 2		
13	1M1-83309-60	. REFLECTOR 2		
14	1M1-83313-60	. GASKET, lens 2		
15	341-83312-70	. LENS, flasher 2		
16	97701-03520	. SCREW, tapping 4		
17	1T9-83368-01	STAY, flasher 3 1		
18	1T9-83369-01	STAY, flasher 4 1		
19	92901-10100	WASHER, spring 2		
20	95301-10600	NUT, hexagon 2		
21	97301-08040	BOLT, hexagon 2		
22	92901-08600	WASHER, plate 2		
23	92901-08100	WASHER, spring 2		
24	95301-08800	NUT, crown 2		

Fig. 30 ELECTRICAL



Ref. No.	Part No.	Description	Q'ty	Applicable Machine No.	Remarks
30- 1	2F5-82590-50	WIRE HARNESS ASS'Y	1		
	1T9-82590-21	WIRE HARNESS ASS'Y	1		for Canada
2	256-83936-00	BAND, switch cord	1		
3	2F5-82508-50	MAIN SWITCH ASS'Y	1		
	1T9-82508-50	MAIN SWITCH ASS'Y	1		for Canada
4	98501-05012	SCREW, panhead	2		
5	92901-05100	WASHER, spring	2		
6	1T9-82310-40	IGNITION COIL ASS'Y	1		
7	336-82316-01	BRACKET, ignition coil	1		
8	92501-06012	SCREW, panhead	2		
9	92501-06025	SCREW, panhead	2		
10	92901-06100	WASHER, spring	4		
11	437-82370-21	PLUG CAP ASS'Y	1		
	512-82370-10	PLUG CAP ASS'Y	1		Noise Suppressor for Canada
12	353-81970-63	RECTIFIER ASS'Y	1		
13	98501-05018	SCREW, panhead	1		
14	92901-05100	WASHER, spring	1		
15	1K8-83371-10	HORN	1		
16	92501-06012	SCREW, panhead	2		
17	92901-06100	WASHER, spring	2		
18	1T9-82530-00	STOP SWITCH ASS'Y	1		
19	136-82540-00	NEUTRAL SWITCH ASS'Y	1		
20	90430-11034	. GASKET (136-82543-00)	1		
21	308-82110-10	BATTERY ASS'Y	1		
22	90445-08172	HOSE (104-82112-00 8-450)	1		
23	214-82124-00	BAND, battery	1		
24	461-83350-10	FLASHER RELAY ASS'Y	1		
25	353-82150-00	FUSE HOLDER ASS'Y	1		
26	116-82151-00	. FUSE	1		
27	118-82141-09	LABEL, battery	1		for U.S.A

REPAIR KIT

www.legends-yamaha-enduros.com




Fig. 31 REPAIR KIT

Ref. No.	Part No.	Description	Q'ty	Applicable Machine No.	Remarks
31- 1	558-11630-00	PISTON ASS'Y (STD)	1		
	558-11630-10	PISTON ASS'Y (1st O.S)	1		
	558-11630-20	PISTON ASS'Y (2nd O.S)	1		
	558-11630-30	PISTON ASS'Y (3rd O.S)	1		
	558-11630-40	PISTON ASS'Y (4th O.S)	1		
2	558-11631-01-96	. PISTON (51.96mm STD)	1	U.R	} Ref. No. 3-8
	558-11631-01-98	. PISTON (51.98mm STD)	1		
	558-11635-01	. PISTON (52.25mm 1st O.S)	1		
	558-11636-01	. PISTON (52.50mm 2nd O.S)	1		
	558-11637-01	. PISTON (52.75mm 3rd O.S)	1		
	558-11638-01	. PISTON (53.00mm 4th O.S)	1		
3	131-11633-00	. PIN, piston	1		3-10
4	93450-15023	. CLIP, piston pin (131-11634-00)	2		3-11
5	558-11610-00	. PISTON RING SET (STD)	1s	}	3-12
	558-11610-10	. PISTON RING SET (1st O.S)	1s		
	558-11610-20	. PISTON RING SET (2nd O.S)	1s		
	558-11610-30	. PISTON RING SET (3rd O.S)	1s		
	558-11610-40	. PISTON RING SET (4th O.S)	1s		
6	558-11650-00	CONNECTING ROD ASS'Y	1		
7	558-11651-00	. ROD, connecting	1		3-4
8	164-11681-01	. PIN, crank	1		3-5
9	93310-422E7	. BEARING, con-rod big end	1		3-6
10	90209-22071	. WASHER (164-11685-00)	2		3-7
11	93310-21403	. BEARING, con-rod small end	1		3-9

NUMERICAL INDEX

www.legends-yamaha-enduros.com



NUMERICAL INDEX

Ref No.	Parts No.	Ref No.	Parts No.	Ref No.	Parts No.
20-15	1A0-26242-01	28-15	1M1-85132-62	23- 1	1T9-24710-01
19-11	1E6-23441-00-33	27- 4	1M3-83513-00	23- 2	1T9-24711-00
20- 2	1E6-26241-00	1-20	1T9-11111-00	23- 6	1T9-24768-00
12- 5	1E7-13176-00	1-18	1T9-11311-00	24-22	1T9-25120-00-98
19-16	1G7-23408-00	10- 1	1T9-14101-60	24-17	1T9-25135-00
23-11	1G7-24705-00	10-28	1T9-14155-00	24-24	1T9-25138-00
23-10	1K8-24774-00	10-26	1T9-14158-00	25-22	1T9-25355-00
13- 7	1K8-81321-20	9-14	1T9-14411-00	25-42	1T9-25371-00
13-19	1K8-81325-20	9-18	1T9-14412-00	20- 1	1T9-26111-00
30-15	1K8-83371-10	9-17	1T9-14416-00	20-17	1T9-26311-00
27- 3	1K8-83520-00	9-19	1T9-14437-00	20-18	1T9-26312-00
10-30	1M1-14169-00	9-16	1T9-14451-00	20-19	1T9-26321-00
16- 6	1M1-27411-02-33	9-13	1T9-14453-00	20-20	1T9-26335-00
16- 7	1M1-27421-02-33	9-15	1T9-14458-00	20-24	1T9-26341-00
29- 3	1M1-83309-60	11- 1	1T9-14610-00	16-18	1T9-27231-00
29-13	1M1-83309-60	11-11	1T9-14718-00-66	16-16	1T9-27254-00
29- 1	1M1-83310-60	11- 2	1T9-14753-00	16- 5	1T9-27451-01
29- 4	1M1-83313-60	1- 1	1T9-15111-00	14-12	1T9-28171-00
29-14	1M1-83313-60	1- 2	1T9-15121-00	13- 1	1T9-81300-20
29- 7	1M1-83318-00	8- 1	1T9-15611-01-33	13- 5	1T9-81313-20
26- 5	1M1-84110-61	8- 2	1T9-15621-00-33	22-10	1T9-82136-00
26-10	1M1-84124-60	7- 1	1T9-18111-00	30- 6	1T9-82310-40
26- 1	1M1-84130-60-98	14- 1	1T9-21110-00-33	30- 3	1T9-82508-50
26-11	1M1-84133-60	17- 2	1T9-21513-00	30-18	1T9-82530-00
26-13	1M1-84137-60	17- 9	1T9-21611-00-66	30- 1	1T9-82590-21
26- 4	1M1-84164-60	17-12	1T9-21621-00	20- 3	1T9-82910-00
26- 6	1M1-84195-61	22- 1	1T9-21751-00	20- 8	1T9-82920-50
28- 1	1M1-84510-60	22- 2	1T9-21771-00	29-11	1T9-83330-60
28- 2	1M1-84511-60	15- 1	1T9-22110-01-33	29-17	1T9-83368-01
28- 7	1M1-84512-60	15-10	1T9-22210-00-33	29-18	1T9-83369-01
28- 3	1M1-84514-60	15-14	1T9-22311-00-33	27- 1	1T9-83510-10
28- 5	1M1-84521-60	18- 1	1T9-23101-00	27- 1	1T9-83510-60
28- 4	1M1-84523-60	18-14	1T9-23124-00	27- 5	1T9-83519-00-98
28- 6	1M1-84524-60	18- 2	1T9-23126-00	27-12	1T9-83550-10
28- 9	1M1-84526-60	18- 8	1T9-23141-00	27-13	1T9-84101-60
28-11	1M1-84527-60	18-28	1T9-23318-00	18-24	1T9-84118-00
28-21	1M1-85131-10	18-18	1T9-23340-00-33	18-25	1T9-84119-00

NUMERICAL INDEX

Ref No.	Parts No.	Ref No.	Parts No.	Ref No.	Parts No.
28-25	1T9-84517-00	19- 7	122-23416-00	19- 1	156-23411-00
28- 8	1T9-84551-60-33	21-11	122-24181-00	19- 3	156-23412-00
22-13	1T9-85720-00	21-21	122-24521-00	3- 5	164-11681-01
4- 2	1V1-16150-02	21-22	122-24532-00	10-20	164-14116-06
4- 1	1V1-16301-01	27- 2	122-83516-10	10-21	164-14137-00
4- 6	1V1-16321-00	12- 1	126-13116-00	5-19	164-17427-00-04
4- 7	1V1-16324-00	10-29	127-14161-00	5-19	164-17427-00-06
4- 5	1V1-16367-00	10- 7	127-14186-00	5-19	164-17427-00-08
4- 4	1V1-16371-00	10- 5	127-14195-00	6- 5	164-18561-00
20- 2	1V1-26241-00	3-10	131-11633-00	10-20	166-14116-13
20-15	1V1-26242-00	4- 3	131-16154-00	25-35	167-25387-00
20-13	1V1-26243-00	10-35	132-14173-00	20-31	168-83936-01
20-14	1V1-26249-00	7- 2	132-18113-01	10-17	174-14123-00
14-11	1V1-28100-10	6-20	132-18140-01	10-18	174-14134-00
4-17	1W1-16357-00	30-19	136-82540-00	23- 3	174-24741-00
2- 1	1X0-15411-00	12-12	137-13137-00-03	10-38	183-14196-00
2-11	1X0-15416-00	12-12	137-13137-00-05	15- 2	183-22151-00
2- 3	1X0-15455-00	12-12	137-13137-00-10	24-16	183-25149-00
4-17	1X0-16357-00	12-13	137-13138-01	10-25	193-14126-00
21-20	102-24522-01	10-22	137-14136-00	16-15	2A3-27212-00
24-29	102-25137-00	10-12	137-14143-25	10- 1	2F5-14101-60
25- 8	102-25315-00	10-12	137-14143-26	10-39	2F5-14115-00
13-13	104-81328-20	10-12	137-14143-27	10- 3	2F5-14141-36
24-26	109-25136-00	6-10	137-15353-00	10-41	2F5-14145-00
24- 9	109-25315-00	4- 7	137-16325-70	11-12	2F5-14729-00
13-14	110-81345-21	4-11	137-16356-00	17- 1	2F5-21511-00
13- 8	110-81346-21	5-23	137-17417-00-05	14- 7	2F5-21711-00
13-11	110-81347-21	5-23	137-14717-00-06	14-10	2F5-21737-00
13- 6	110-81348-21	5-23	137-17417-00-07	21- 2	2F5-24244-01
29- 2	115-83311-60	20- 4	137-83912-02-38	21- 3	2F5-24245-01
29-12	115-83311-60	20- 6	137-83913-01	21- 4	2F5-24246-01
13-10	116-81331-20	20-11	137-83913-01	21- 5	2F5-24247-01
30-26	116-82151-00	10-34	152-14138-00	21- 6	2F5-24248-01
30-27	118-82141-09	10-33	152-14174-00	21- 7	2F5-24249-01
4- 3	122-16164-00	11- 7	152-14613-00	20-17	2F5-26311-00
19- 6	122-23411-00	10-31	156-14135-00	13- 1	2F5-81300-21
19- 4	122-23412-00	8- 7	156-15618-01	13-12	2F5-81315-20

NUMERICAL INDEX

Ref No.	Parts No.	Ref No.	Parts No.	Ref No.	Parts No.
13- 7	2F5-81321-20	25-29	283-25446-10-33	20-30	361-83980-30
13- 9	2F5-81325-20	14-13	288-21376-00	10-24	363-14137-00
13- 3	2F5-81350-20	25- 1	296-25311-01-98	21-18	367-24500-04
30- 3	2F5-82508-50	25-28	296-25366-01	16- 1	367-27311-02-33
30- 1	2F5-82590-50	1-19	304-11181-70	26- 9	371-84312-60
29- 1	2F5-83310-60	10-19	304-14112-20	20-21	382-26372-01
29- 7	2F5-83318-00	10-32	304-14171-00	25-20	390-25381-01
18-17	205-23111-40	10- 8	304-14184-00	24-18	393-25130-00
6-19	214-15385-00	10- 6	304-14185-00	25-12	393-25130-00
6-16	214-18531-00	10-36	304-14261-00	20-33	395-26290-00
30-23	214-82124-00	1-14	304-15128-00	2-14	401-15362-00
20- 9	232-83922-31-38	25-27	304-25364-00	2- 2	401-15421-00
25-39	241-25388-00	4- 5	307-16367-00	2- 5	401-15431-00
25-17	241-25389-00	30-21	308-82110-10	1-26	401-15441-02
12- 9	248-13178-00	9- 7	314-13621-02	1-11	401-15449-00
8-12	248-15654-00	8-11	315-15641-00	2- 6	401-15451-00
5-18	248-17211-00	19-11	315-23441-00-33	8-16	401-15666-00
5-17	248-17241-00	21- 8	322-24611-02	8-14	401-15676-00
6-18	248-18511-02	3-18	336-16111-00	7-14	401-18101-01
6-13	248-18512-01	30- 7	336-82316-01	7- 5	401-18102-00
6-17	248-18513-01	29- 5	341-83312-70	7- 7	401-18151-00
6-12	248-18531-00	29-15	341-83312-70	7-10	401-18152-01
24- 1	248-25111-00-98	26- 8	341-84397-61	7- 6	401-18155-01
30- 2	256-83936-00	9- 3	345-13613-70	7- 9	401-18178-00
8-19	257-15668-00	10- 4	353-14190-15	7- 8	401-18334-00
10- 2	260-14142-17	30-12	353-81970-63	6- 1	401-18541-00
20-32	266-26290-10	30-25	353-82150-00	15- 4	401-22141-00
1-17	276-11351-00	19- 9	354-23435-00-33	12-20	402-13552-00
1-19	276-11181-01	21-19	355-24515-00	2-12	402-15456-00
10-23	276-14131-00	21-27	355-24518-01	8- 9	403-15660-01
15- 3	276-22123-00	21-26	355-24523-00	5-11	403-17471-00
18-16	276-23112-50	21-25	355-24524-01	1-29	427-11161-00
24- 2	276-25104-00	25-14	355-25320-00-98	5- 6	427-17131-00
12-19	278-13169-00	27- 6	355-83522-00	5-14	427-17221-00
23- 5	278-24728-00	27- 8	355-83524-00	5-16	427-17231-00
25-29	283-25444-10-33	27- 7	355-83526-00	1-28	434-11161-00
25-29	283-25445-10-33	18-31	355-85111-00	1-10	437-15419-01

NUMERICAL INDEX

Ref No.	Parts No.	Ref No.	Parts No.	Ref No.	Parts No.
5- 8	437-17121-00	10-14	500-14115-00	3- 8	558-11637-01
5- 3	437-17141-00	10-27	509-14198-00	3- 8	558-11638-01
5- 7	437-17151-00	30-11	512-82370-10	31- 6	558-11650-00
5-15	437-17251-00	5-28	517-17461-31	3- 4	558-11651-00
13- 2	437-81309-20	5-28	517-17461-41	12-11	558-13101-01
13- 4	437-81312-70	5-28	517-17461-51	12- 3	558-13175-00
13-12	437-81315-70	12-24	525-13174-00	9- 2	558-13610-00
13-11	437-81350-20	5-22	525-15651-00	9- 4	558-13616-00
30-11	437-82370-21	4- 2	525-16150-00	10- 3	558-14141-34
28-10	437-84525-60	4- 8	525-16351-00	10-13	558-14147-00
11- 4	438-14752-00	4- 4	525-16371-02	4- 1	558-16301-01
18-22	451-23119-01	4-18	525-16380-00	5- 1	558-17410-00
18-21	451-23181-01	21- 1	538-24110-00-X6	5- 2	558-17411-00
30-24	461-83350-10	23- 4	538-24726-00	5-13	558-17421-00
18-15	462-23114-02	25- 2	538-25304-00	7-14	558-18101-00
18-12	462-23125-02	24-21	538-25351-01	24-30	558-25155-00
18- 3	462-23136-02	25-13	538-25351-01	4- 6	559-16321-01
18-13	462-23144-02	16-14	538-27211-00-R4	9- 1	560-13565-00
18- 4	462-23145-02	28-27	538-82599-10	10-40	584-14956-00
18- 5	462-23146-02	10- 9	539-14181-06	4- 8	598-16351-00
18- 6	462-23156-02	3- 1	558-11400-01	21-23	603-24531-01
18-11	462-23157-02	3- 2	558-11412-00	25-19	90101-06016
18- 7	462-23170-02	3- 3	558-11422-00	24-31	90101-06278
18-10	462-23171-02	3-12	558-11610-00	25-23	90101-06278
18- 9	462-23183-02	3-12	558-11610-10	23- 7	90101-06304
18-23	462-23392-02	3-12	558-11610-20	15-13	90101-10255
24-12	481-25118-01	3-12	558-11610-30	24-13	90102-12015
25-32	482-25412-00	3-12	558-11610-40	14- 6	90105-08094
15- 6	492-22153-00-33	31- 1	558-11630-00	14- 2	90105-08095
10-15	493-14122-00	31- 1	558-11630-10	19-10	90105-14060
10-16	493-14133-00	31- 1	558-11630-20	6-21	90109-06001
1-24	498-15371-00	31- 1	558-11630-30	16- 3	90109-08031
20-25	498-26372-00	31- 1	558-11630-40	25-43	90109-08183
26- 7	498-84120-61	3- 8	558-11631-01-96	25-33	90109-08361
26-12	498-84128-60	3- 8	558-11631-01-98	25-47	90109-08368
26- 2	498-84145-60	3- 8	558-11635-01	26-14	90109-08448
26- 3	498-84163-60	3- 8	558-11636-01	6-11	90109-14385
				11- 8	90116-06016

NUMERICAL INDEX

Ref No.	Parts No.	Ref No.	Parts No.	Ref No.	Parts No.
1-16	90116-08065	15-12	90201-12190	12-22	90445-05278
4-10	90119-05001	1-21	90201-12362	1-25	90445-07176
20-26	90123-06010	3-24	90201-12535	30-22	90445-08172
20-23	90123-08046	7-12	90201-12575	21-29	90445-09066
7-17	90149-08094	4-20	90201-14217	22- 3	90445-09110
4-22	90149-12097	8- 5	90201-15234	21-10	90445-09113
4-10	90159-05011	4-15	90201-17558	22- 4	90445-09251
7-18	90170-08029	5- 4	90201-20266	9-11	90460-43053
20-16	90170-10044	5-31	90201-20266	9-12	90460-51059
4-12	90170-12060	24-15	90201-20269	2-19	90461-10016
3-22	90170-12175	11-14	90202-05005	9-10	90462-20029
25-40	90170-18165	11-15	90202-06010	21-30	90467-08003
25-41	90171-10004	21-15	90202-14077	22- 5	90467-08003
20-27	90179-06143	3-19	90208-12015	12-21	90468-02033
16-23	90179-06176	4-13	90208-12015	12-23	90468-02033
1-22	90179-08025	3- 7	90209-22071	25-46	90468-12007
14- 4	90179-08065	7-19	90215-08014	12-25	9468-15020
25-34	90179-08168	5-29	90215-16020	20-29	90468-15064
20-22	90179-08237	16- 9	90243-08006	8-10	90468-26048
3-20	90179-12044	6- 3	90249-04039	14- 9	90480-01141
4-24	90179-12197	16-22	90249-12008	24-23	90480-10068
5-30	90179-16018	6-15	90250-08017	25-15	90480-10068
19- 8	90179-25033	3-21	90280-03017	14- 8	90480-12053
15- 5	90185-12067	3-25	90282-05005	28-26	90480-12188
16-10	90201-06042	20-28	90338-07011	21-13	90480-14088
9-23	90201-06067	2-16	90338-20023	16-21	90501-10245
17- 5	90201-06067	1- 9	90340-12005	8- 3	90501-12081
17-11	90201-06067	21-14	90387-07390	6- 9	90501-12083
17-16	90201-06067	25-16	90387-12102	4- 9	90501-20125
22- 9	90201-06067	24-11	90387-12616	7-15	90506-09009
21-12	90201-06074	25-38	90387-18144	6-22	90506-09112
28-18	90201-06075	3-17	90387-20175	24-19	90506-16034
24-25	90201-07076	5-27	90387-20491	25-11	90506-16034
19-13	90201-08083	12-17	90430-04004	16-24	90506-20157
12- 2	90201-08624	30-20	90430-11034	16- 2	90506-25047
12- 8	99201-10135	1- 8	90430-12038	4-19	90508-14132
24-35	90201-12174	21- 9	90430-35122	16- 8	90508-20023

NUMERICAL INDEX

Ref No.	Parts No.	Ref No.	Parts No.	Ref No.	Parts No.
8-15	90508-26041	15-16	92901-05100	29-22	92901-08600
7-16	90508-32207	18-32	92901-05100	18-20	92901-10100
24- 8	90560-12138	28-23	92901-05100	29-19	92901-10100
25- 7	90560-12145	30- 5	92901-05100	3-23	92901-12100
4-14	90560-17147	30-14	92901-05100	12- 6	93101-10002
8- 8	91316-08025	18-33	92901-05200	7-13	93101-12060
10-37	91401-16015	28-22	92901-05200	8-18	93101-17062
16-20	91401-20012	11- 6	92901-06100	24-10	93102-18008
25-48	91401-20012	11- 9	92901-06100	3-14	93102-20010
25-21	91401-20020	2-18	92901-06100	5-26	93102-26042
24-34	91401-30025	15- 8	92901-06100	3-15	93103-28011
1- 3	91810-16016	17- 4	92901-06100	24-27	93104-07003
1- 4	91830-21014	17- 8	92901-06100	4-21	93104-14004
2- 7	91830-21014	18-30	92901-06100	25-10	93104-21016
11-13	91903-06010	21-16	92901-06100	24-20	93105-47007
2-17	92501-06010	22- 8	92901-06100	25-37	93106-30004
11- 5	92501-06010	22-12	92901-06100	7- 4	93109-12012
5-12	92501-06012	23- 9	92901-06100	4-23	93210-10096
30- 8	92501-06012	27-11	92901-06100	24-28	93210-14104
30-16	92501-06012	28-13	92901-06100	11- 3	93210-16290
1-13	92501-06015	28-17	92901-06100	3-16	93210-18023
9-20	92501-06018	30-10	92901-06100	2-15	93210-19123
2- 4	92501-06020	30-17	92901-06100	25-26	93210-41041
2-13	92501-06025	16-19	92901-06200	25-36	93306-00406
30- 9	92501-06025	9- 9	92901-06600	25-25	93306-30101
2- 8	92501-06030	9-21	92901-06600	24- 7	93306-30103
1- 7	92501-06040	10-14	92901-06600	25- 9	93306-30103
2- 9	92501-06040	18-27	92901-06600	5-10	93306-30304
2-10	92501-06045	23-13	92901-06600	5-25	93306-30401
1- 5	92501-06050	28-20	92901-06600	3-13	93306-30405
1- 6	92501-06060	14- 3	92901-08100	3- 9	93310-21403
1-15	92501-08010	16-13	92901-08100	3- 6	93310-422E7
13-15	92701-06012	19-15	92901-08100	5-21	93311-31515
9- 5	92901-03100	25-44	92901-08100	5- 9	93317-31513
10-11	92901-04100	26-16	92901-08100	8-17	93410-17008
6- 6	92901-05100	29-23	92901-08100	24-14	93410-20009
12-14	92901-05100	11-17	92901-08200	8-13	93410-30012

NUMERICAL INDEX

Ref No.	Parts No.	Ref No.	Parts No.	Ref No.	Parts No.
6- 4	93430-03014	17- 6	95301-06600	21-17	97301-06025
7-11	93430-08006	24-32	95301-06600	22- 6	97301-06025
12- 7	93430-08006	25-18	95301-06600	11-16	97301-08016
8- 6	93430-10016	25-24	95301-06600	29- 9	97301-08020
6-14	93430-10017	27- 9	95301-06600	29-21	97301-08040
16-17	93430-12008	28-14	95301-06600	7- 3	97321-06020
5-20	93440-15012	28-19	95301-06600	16-12	97321-08016
5-24	93440-15012	26-15	95301-08600	16-11	97321-08020
5- 5	93440-20043	29-10	95301-08600	19-12	97321-08030
5-32	93440-20043	16- 4	95301-08700	19-14	97321-08030
3-11	93450-15023	25-45	95301-08700	19-12	97321-08035
19- 2	93501-04011	29-24	95301-08800	18-19	97321-10030
4-16	93503-16010	29-20	95301-10600	29- 6	97701-03520
19- 5	93503-16010	15-11	95301-12800	29-16	97701-03520
6- 8	93505-16006	24-33	95301-12900	10-10	98501-04016
12-18	93505-32002	29- 8	95303-08800	15-15	98501-05010
8- 4	93507-32009	20- 7	95601-05100	6- 7	98501-05012
1-12	93603-12007	20-12	95601-05100	30- 4	98501-05012
12- 4	93603-22028	14- 5	95811-10075	12-10	98501-05016
6- 2	93604-22050	17- 7	97301-06010	30-13	98501-05018
24- 4	94125-18369	27-10	97301-06010	20- 5	98501-05025
25- 4	94130-16368	1-27	97301-06012	20-10	98501-05025
24- 5	94225-18076	17-13	97301-06012	21-24	98501-05030
25- 5	94230-16075	17-15	97301-06012	9- 6	98512-03008
24- 6	94325-18059	18-26	97301-06012	19-17	98601-05012
25- 6	94330-16058	18-29	97301-06012	12-16	98901-04008
24- 3	94414-18007	22-11	97301-06012		
25- 3	94416-16008	23- 8	97301-06012		
25-30	94500-03102	23-12	97301-06012		
25-31	94600-03001	15- 7	97301-06014		
1-23	94701-00044	17- 3	97301-06014		
1-23	94701-00045	17-10	97301-06014		
12-15	95301-05600	28-12	97301-06014		
21-28	95301-05600	9-22	97301-06016		
28-24	95301-05600	22- 7	97301-06016		
11-10	95301-06600	28-16	97301-06016		
15- 9	95301-06600	9- 8	97301-06025		

www.legends-yamaha-enduros.com



YAMAHA MOTOR CO., LTD.

PRINTED IN JAPAN

First edition Jul., 1977

(LIT-10012-F5-00)(2F5-28198-60)