





DT125FA

 YAMAHA TRAIL

www.legends-yamaha-enduros.com



Brandy Red

www.legends-yamaha-enduros.com

DT125FA

Go where the spirit moves you. To seek that which is unusual, beautiful and different, your mode of transportation, like your innermost thoughts, should be exceptional. Around town, on the open road, or off the road, the DT125FA, with exclusive 7-port, Torque Induction, has an unusually broad and smooth power band.

It's precisely tuned exhaust system assures optimum engine performance while reducing engine noise to a minimum, and for absolute ease of operation, the primary kick starter will fire the engine in any gear by simply engaging the clutch. Also, the brakes are dustproof, waterproof and are capable of bringing

the bike to a safe, controlled stop from any speed or under any riding condition. Whether your spirit moves you through a crowded city or along a wind-swept beach, the DT125FA, instantly responding to your touch, will yield pleasures that are richer and more meaningful.

7-PORT TORQUE INDUCTION



Brandy Red



www.legends-yamaha-enduros.com

SPECIFICATIONS

PERFORMANCE

Max. speed range	110 km/h. plus
Climbing ability	30°
Min. turning radius	2,500 mm.
Min. braking distance	15 m. @ 50 km/h.

ENGINE

Type	2 stroke, 7 port, "Torque Induction"
Displacement	123 c.c.
Bore & stroke	56 x 50 mm.
Compression ratio	7.1 : 1
Max. horsepower	13 hp. @ 7,000 r.p.m.
Max. torque	1.38 kg-m. @ 6,000 r.p.m.
Lubrication system	Autolube
Starting system	Primary kick starter
Transmission	5-speed gearbox

DIMENSIONS

Overall length	2,015 mm.
Overall width	880 mm.
Overall height	1,055 mm.
Wheelbase	1,325 mm.
Min. ground clearance	230 mm.
WEIGHT (Net)	105.5 kgs.

FUEL TANK CAPACITY

OIL TANK CAPACITY

TIRES front	3.00-18 4PR
rear	3.25-18 4PR

COLORING

*Available in dual or single-seat version. Brandy Red

The single-seat version is equipped with a sub-carrier.

*Specifications subject to change without notice.



Trail-type instruments include speedometer, tachometer and resettable trip odometer. A single key lockignition forks, gas cap and accessories compartment. Complete lighting system makes Yamaha Trails fully street legal.




Adjustable rear shocks can be set to the load you're carrying or the condition of the road. Yamaha's dustproof and waterproof brakes have traditionally set the industry standard for sure stopping.



Both waterproof and dustfree, the brakes assure flawless stopping under all riding conditions, and the large diameter front brake is fade-resistant. The long-travel front forks soak up the hardest jolts very efficiently.



Torque Induction, Yamaha's unique intake system, features a reed-valve mechanism to supply the engine with the optimum amount of fuel and air. Horsepower is increased, particularly over low rpm range.



Autolube, the Yamaha-exclusive feature for 2-stroke engines, eliminates the need for premixing. It automatically injects the correct amount of oil into the fuel. Since the flow of oil is adjusted in accordance with the throttle opening and the engine's speed, engine life is noticeably extended.



Constant-mesh, five-speed transmission has a sort-throw selector for quick, positive gear changes. It proves highly advantageous for use under all types of riding conditions.



YAMAHA



Since 1887

YAMAHA MOTOR CO., LTD.
2500 SHINGAI IWATA-SHI SHIZUOKA-KEN JAPAN

THE CYCLE SPOT
47 Parramatta Road,
Concord, 74-0536

LIT-031026 48 10x30 Printed in Japan