



# YAMAHA

## PARTS LIST

### MODEL TY250A

#### NOTICE

ALL PART NUMBERS CONTAINED IN THIS CATALOGUE ARE COMPRISED OF TEN DIGITS. WHEN ORDERING, PLEASE ADD TWO ZEROS TO THE END OF EACH PART NUMBER REQUIRED TO CONVERT THE TEN DIGITS INTO THE NEW TWELVE DIGIT NUMBERS.

**YAMAHA MOTOR CO., LTD.**

**YAMAHA**

**PARTS LIST**

**MODEL TY250A**

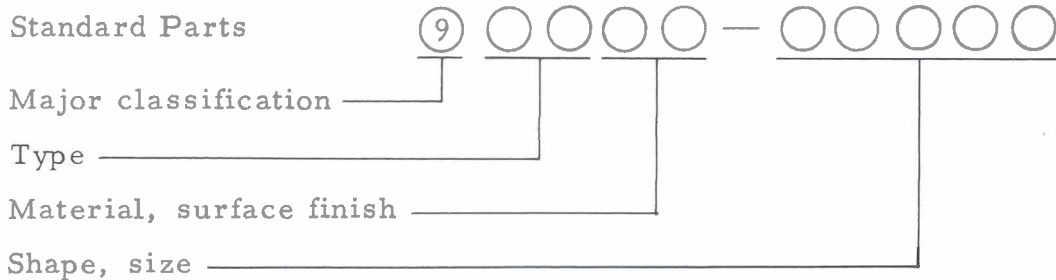
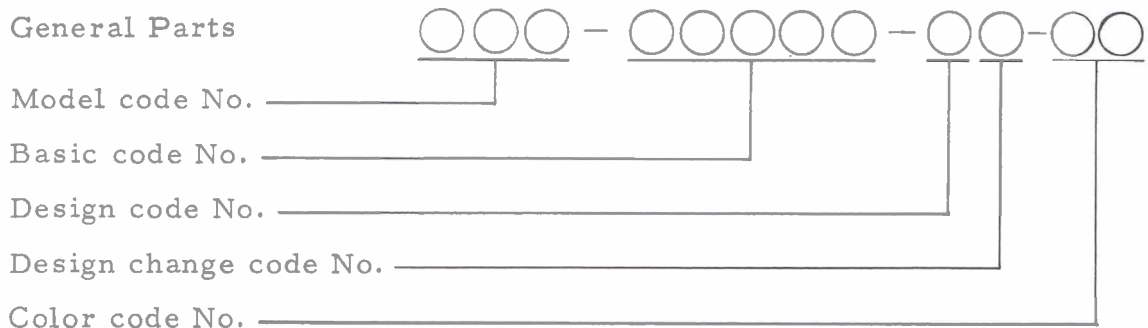


# FOREWORD

This Parts List relates to the parts in use for the Yamaha TY250A. When you are ordering replacement parts for the TY250A, refer to this Parts List and quote both part numbers and part names correctly.

## 1. Structure of Part No.

Yamaha parts are divided largely into two categories; general parts and standard parts, and each part No. has the following structure:



Note: Every standard No. begins with 9.

## 2. How to Use this Parts List

- (1) Except for steel balls (whose size is indicated in inches), the size of all parts is indicated in millimeters in the following manner.

Pipe (rubber or vinyl) . . . . Inside diameter - length

O-ring . . . . . Section area - inside diameter

Washer, shim, collar . . . . Inside diameter - outside diameter - thickness (length)

- (2) Parts, which are to be supplied in the form of assemblies, are listed with an indention of one letter's space, and a dot (.) is put

against the name of each part. If any two different assemblies (e.g., right and left side components) consist of almost the same type components, these two assemblies are listed in two lines, and then the names of component parts are listed in the subsequent lines with an indention as mentioned earlier. The quantity of parts is given in the following manner; that is, in the case of parts being the same in type between the right and left, a total quantity of parts is given. On the other hand, if the right and left side parts are different in type, the quantity of part(s) on each side is given.

Example

Description	Q'ty
CARBURETOR ASS'Y, left	1
CARBURETOR ASS'Y, right	1
. JET, pilot	2
. NOZZLE, main	2
.	
. LEVER, starter, left	1
. LEVER, starter, right	1

(3) Key to Symbols

U.R. ....	Use size (thickness) and/or number as required
U.N. ....	Use as many as you need
T .....	Number of teeth in a gear
V .....	Voltage for light bulbs
S .....	"S" type oil seal or "S" type circlip
SD .....	"SD" type oil seal
SO .....	"SO" type oil seal
SW .....	"SW" type oil seal
E .....	"E" type circlip
R .....	"R" type circlip
F/No. . . .	Frame No. (Applicable machine No.)

- (4) The right and left in relation to parts are determined on the basis of the rider facing toward the front.
- (5) This Parts List is based on the model in the production line on Jun., 15, 1973. Accordingly, if any modifications which have been made to parts will be announced in the Yamaha Parts News. It is advisable that according to the Yamaha Parts News, You will make necessary corrections to the Parts List on hand to keep it up-to dated.

# CONTENTS

## ENGINE

Fig. 1	Cylinder Head . Cylinder	1
Fig. 2	Crankcase	3
Fig. 3	Crankcase Cover	5
Fig. 4	Crank . Piston	7
Fig. 5	Clutch	11
Fig. 6	Transmission	15
Fig. 7	Shifter 1	19
Fig. 8	Shifter 2	21
Fig. 9	Kick Starter	23
Fig. 10	Intake	25
Fig. 11	Carburetor	27
Fig. 12	Exhaust	31
Fig. 13	Oil Pump	35
Fig. 14	Flywheel Magneto	39

## CHASSIS

Fig. 15	Frame . Side Cover	43
Fig. 16	Rear Arm . Rear Cushion . Chain Case	45
Fig. 17	Stand . Footrest . Brake Pedal	49
Fig. 18	Front Fender . Rear Fender	51
Fig. 19	Front Fork	53
Fig. 20	Steering	57
Fig. 21	Handle . Wire	59
Fig. 22	Fuel Tank	63
Fig. 23	Oil Tank	65
Fig. 24	Seat	67
Fig. 25	Front Wheel	69

Fig. 26	Rear Wheel	.....	73
Fig. 27	Head Lamp	.....	77
Fig. 28	Tail Lamp	.....	79
Fig. 29	Electrical	.....	81

### ALTERNATE PARTS

Fig. 30	Speedometer	.....	85
---------	-------------	-------	----

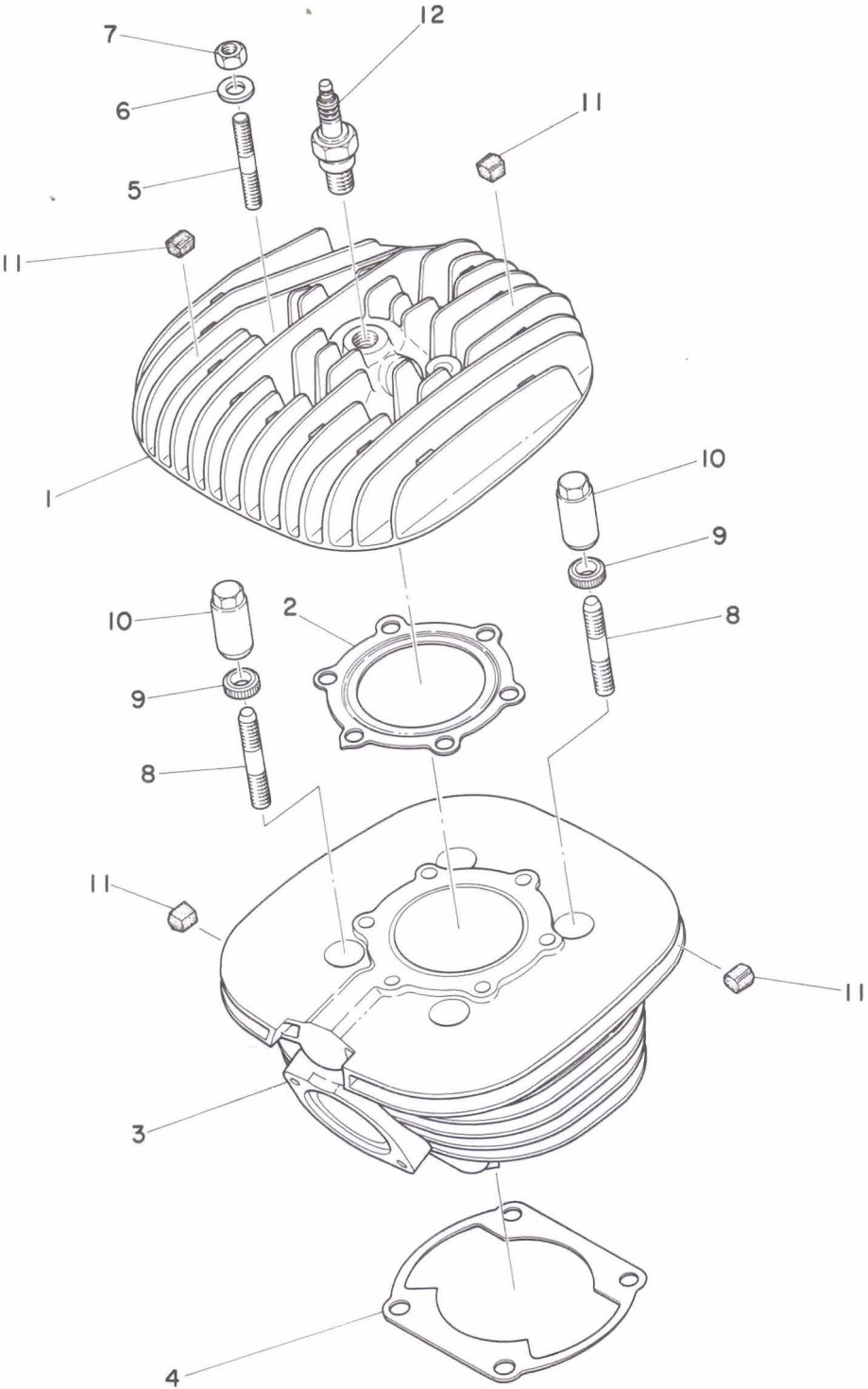
### NUMERICAL INDEX



# ENGINE



Fig. 1 CYLINDER HEAD - CYLINDER



## CYLINDER HEAD · CYLINDER

Ref. No.	Parts No.	Description	Q'ty	Applicable Machine No.	Remarks
1- 1	434-11111-00	HEAD, cylinder .....	1		
1- 2	434-11181-00	GASKET, cylinder head .....	1		
1- 3	434-11311-01	CYLINDER .....	1		
1- 4	364-11351-00	GASKET, cylinder .....	1		
1- 5	363-11179-00	BOLT, stud .....	6		
1- 6	812-11175-00	WASHER .....	6		
1- 7	98801-08200	NUT .....	6		
1- 8	363-11361-00	BOLT, cylinder holding 1 ....	4		
1- 9	363-11175-00	WASHER, holding .....	4		
1-10	434-11171-00	NUT, holding .....	4		
1-11	434-11161-00	ABSORBER .....	18		
1-12	94701-00044	PLUG, spark (B-7ES) .....	1		

Fig. 2 CRANKCASE

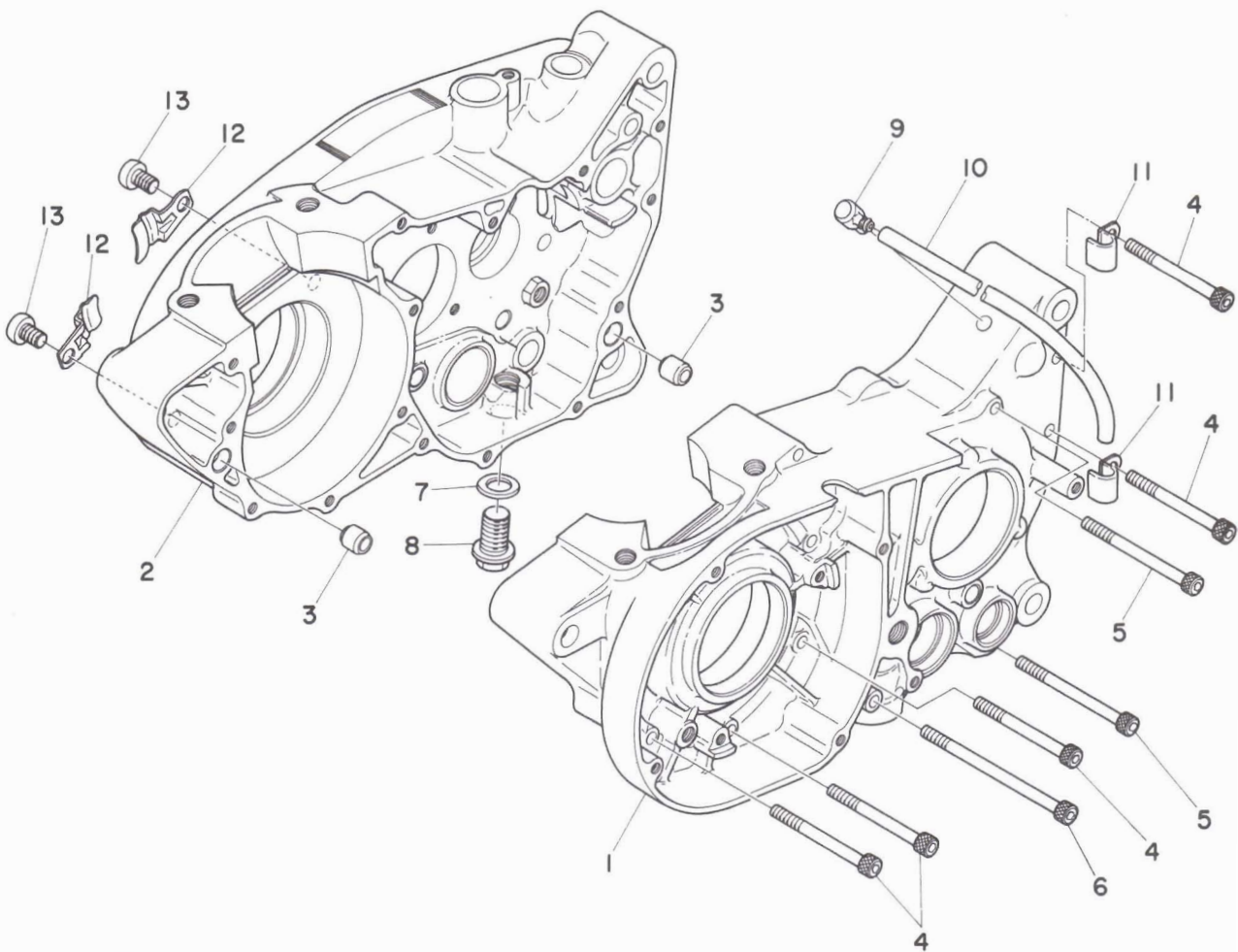
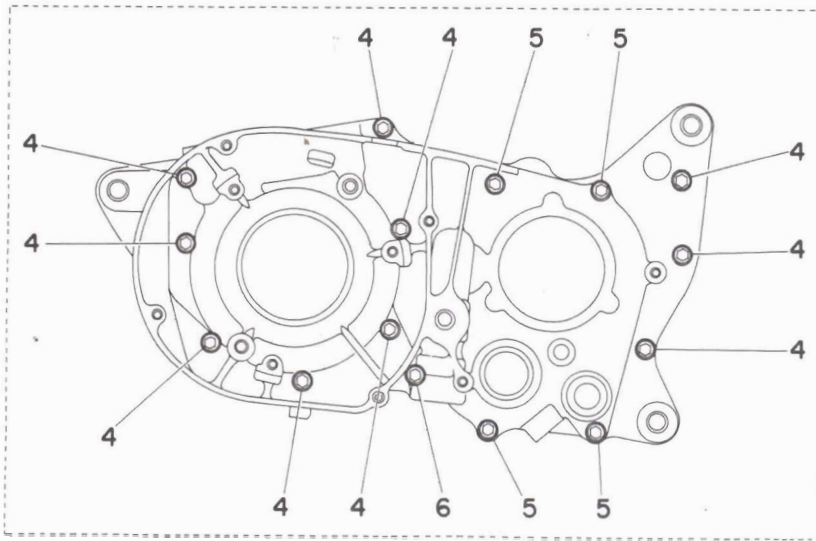
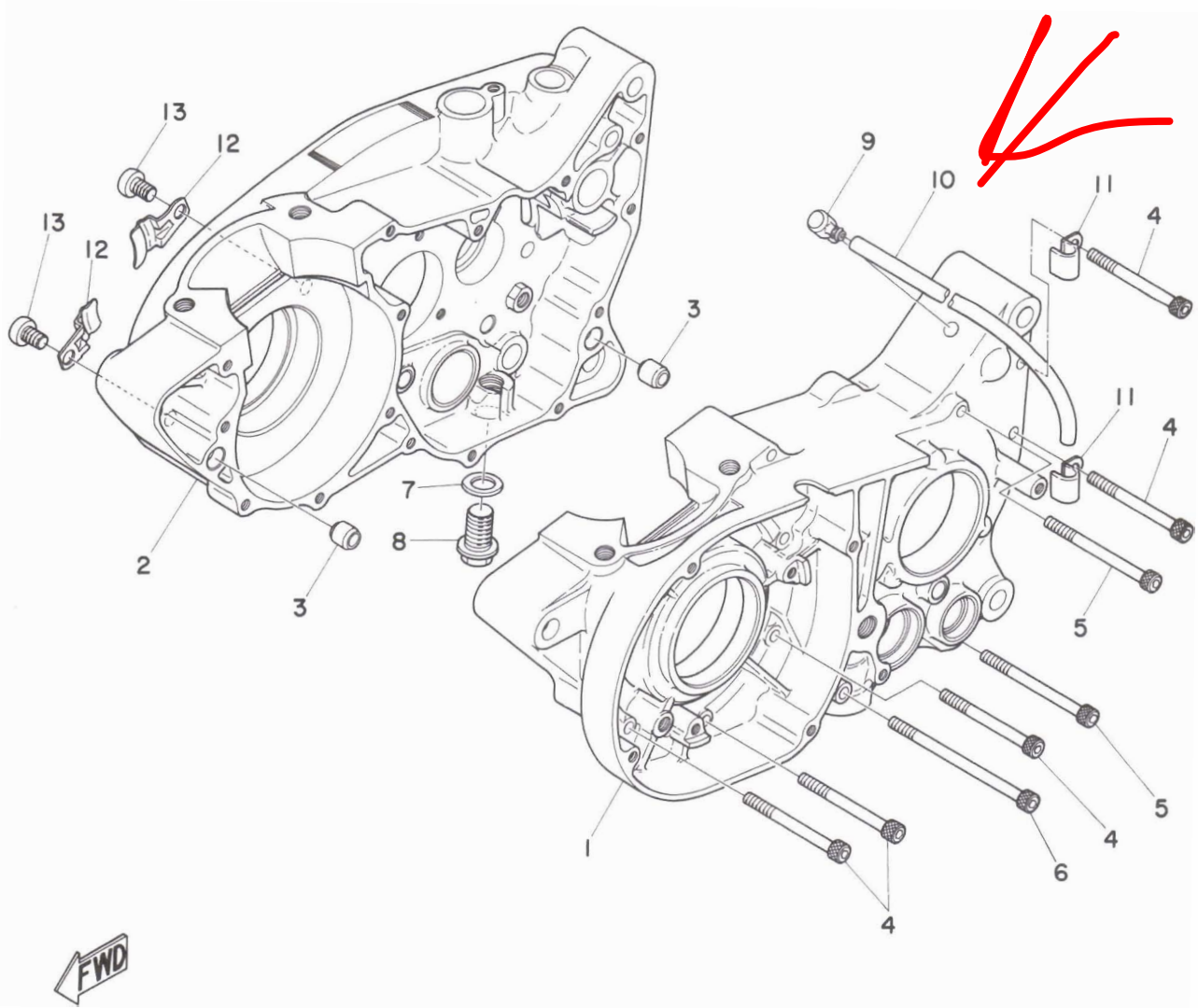
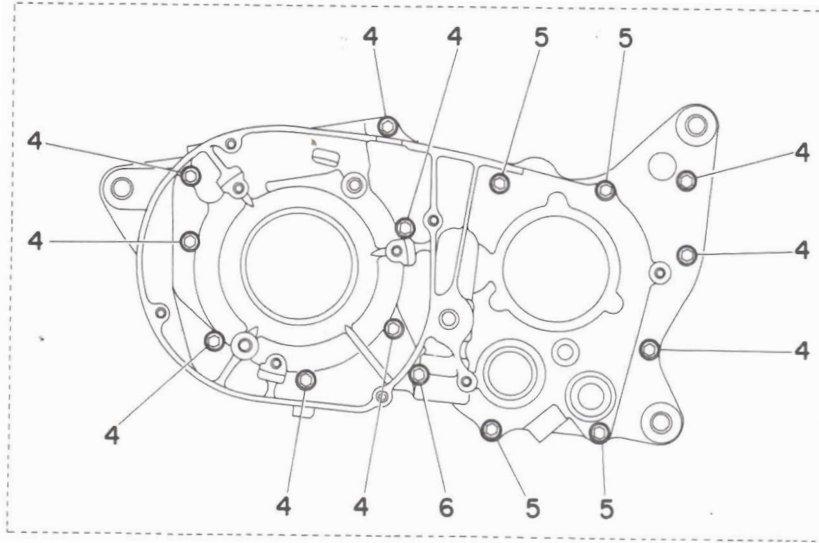


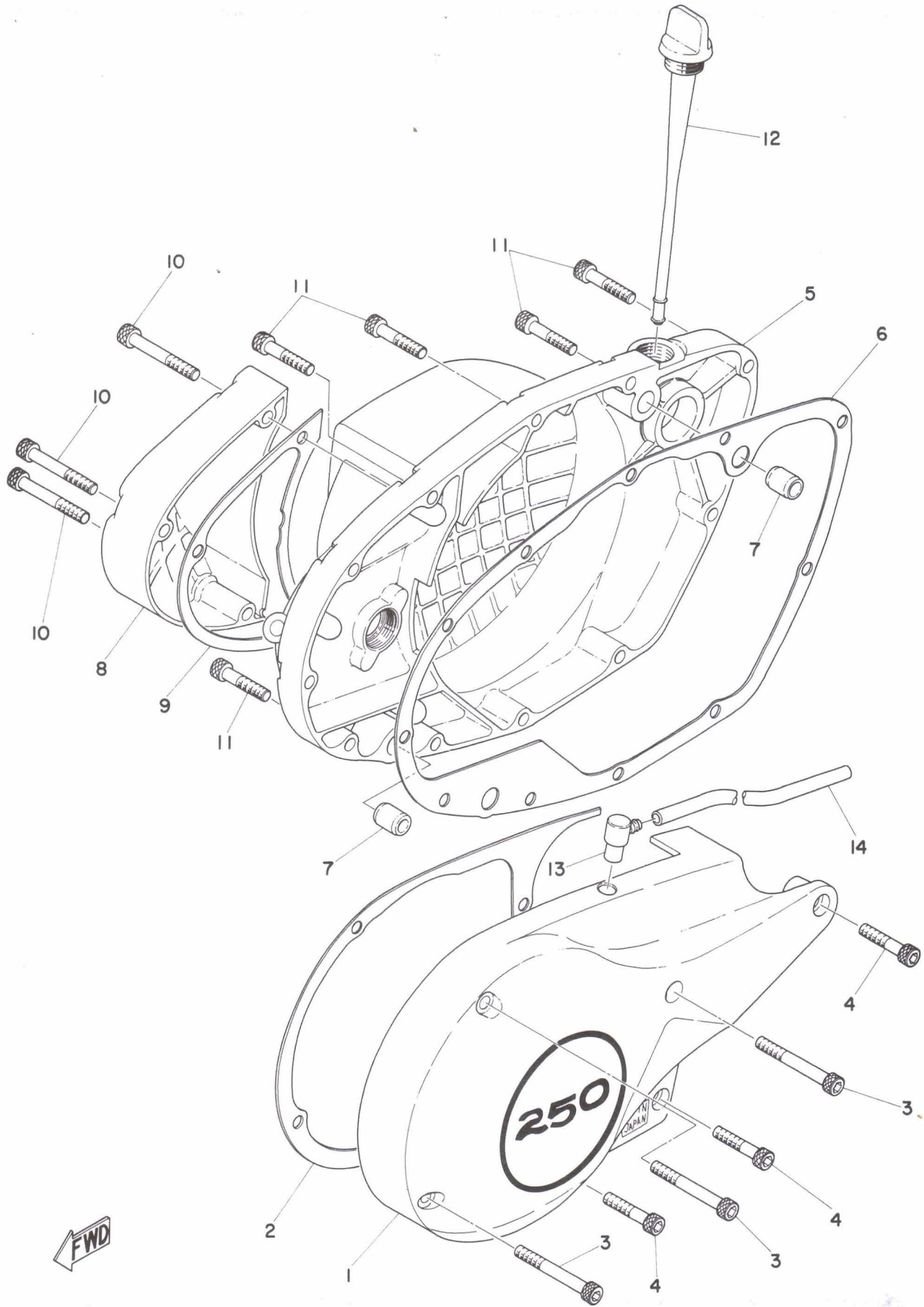
Fig. 2 CRANKCASE



# CRANKCASE

Ref. No.	Parts No.	Description	Q'ty	Applicable Machine No.	Remarks
2- 1	434-15111-01	CASE, crank left .....	1		
2- 2	434-15121-01	CASE, crank right .....	1		
2- 3	91810-05016	PIN, dowel (8.4-12-16) .....	2		
2- 4	91316-06065	BOLT .....	10		
2- 5	91316-06075	BOLT .....	4		
2- 6	91316-06100	BOLT .....	1		
2- 7	137-15353-00	GASKET, drain plug .....	1		
2- 8	431-15351-00	PLUG, drain .....	1		
2- 9	120-15371-00	BREATHER .....	1		
2-10	248-15373-00	<del>PISTON</del> LEATHER (5-200) .....	1		
2-11	363-15405-01	CLAMP .....	2		
2-12	434-15118-00	HOLDER .....	2		
2-13	92501-08012	SCREW, panhead .....	2		

Fig. 3 CRANKCASE COVER

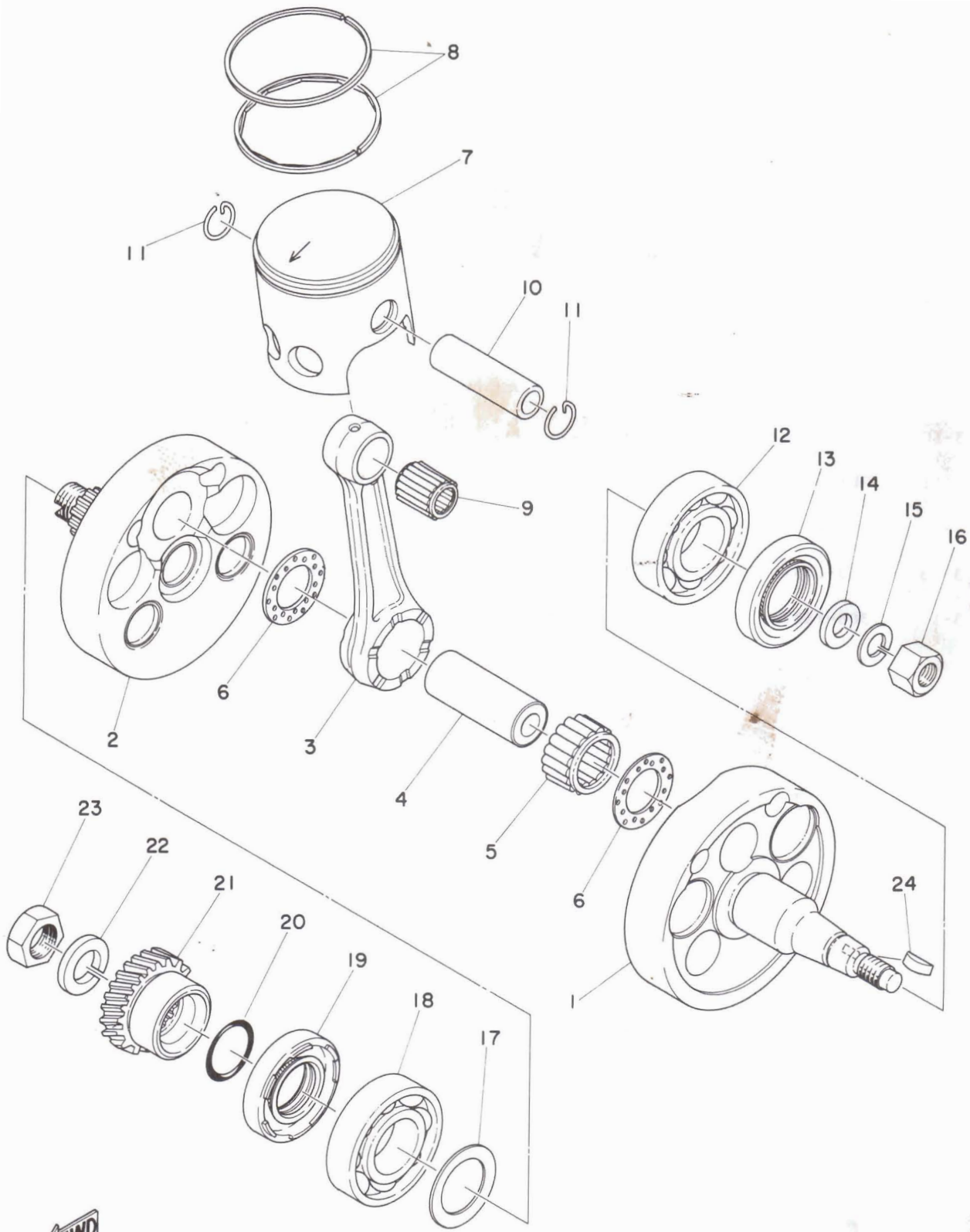


# CRANKCASE COVER

Ref. No.	Parts No.	Description	Q'ty	Applicable Machine No.	Remarks
3- 1	434-15411-01	COVER, crankcase left .....	1		
3- 2	434-15451-00	GASKET, crankcase cover left ..	1		
3- 3	91316-06050	BOLT .....	3		
3- 4	91316-06030	BOLT .....	3		
3- 5	434-15431-00	COVER, crankcase right .....	1		
3- 6	434-15461-00	GASKET, crankcase cover right	1		
3- 7	91810-05016	PIN, dowel (8.4-12-16) .....	2		
3- 8	434-15416-00	COVER, oil pump .....			
3- 9	434-15456-00	GASKET, oil pump cover .....	1		
3-10	91316-06045	BOLT .....	3		
3-11	91316-06030	BOLT .....	1		
3-12	322-15363-00	PLUG, oil .....	1		
3-13	120-15371-00	BREATHER .....			
3-14	308-15373-00	PIPE, breather (5-500) .....	1		



Fig. 4 CRANK · PISTON

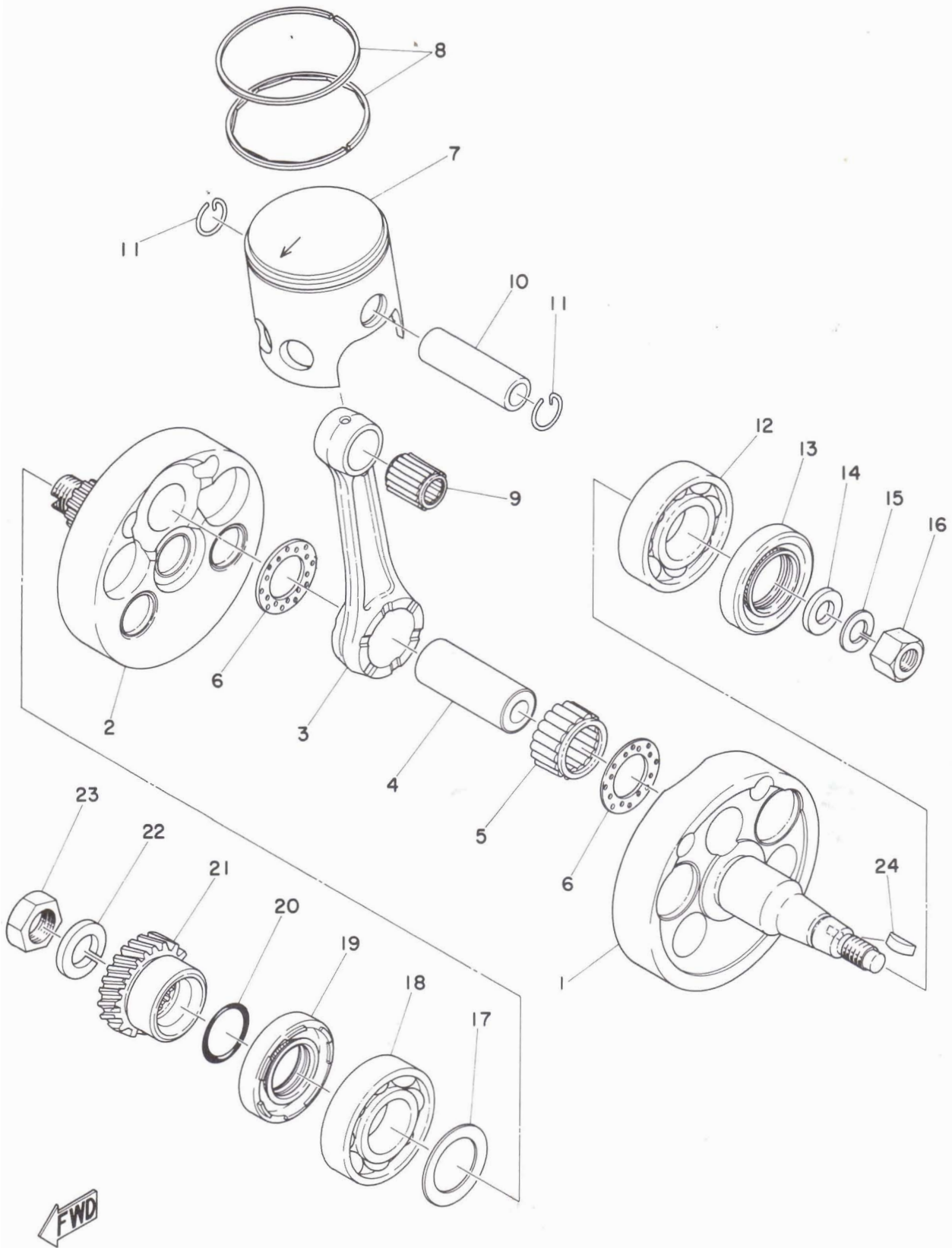


FWD

# CRANK · PISTON

Ref. No.	Parts No.	Description	Q'ty	Applicable Machine No.	Remarks
4- 0-1	434-11400-00	CRANK ASS'Y .....	1		
4- 1	434-11412-01	. CRANK, left .....	1		
4- 2	434-11422-01	. CRANK, right .....	1		
4- 3	311-11651-01	. ROD, connecting .....	1		
4- 4	275-11681-00	. PIN, crank .....	1		
4- 5	93310-42541	. BEARING, con-rod big end ...	1		
4- 6	275-11685-00	. WASHER, crank pin .....	2		
4- 7	438-11631-00-96	PISTON (69.96mm STD) .....	} U.R 1		
	438-11631-00-98	PISTON (69.98mm STD) .....			
	438-11635-00	PISTON (70.25mm 1st O.S) .....	1		Alternate Parts
	438-11636-00	PISTON (70.50mm 2nd O.S) .....	1		Alternate Parts
	438-11637-00	PISTON (70.75mm 3rd O.S) .....	1		Alternate Parts
	438-11638-00	PISTON (71.00mm 4th O.S) .....	1		Alternate Parts
4- 8	434-11610-00	PISTON RING SET (STD) .....	1s		
	434-11610-10	PISTON RING SET (1st O.S) .....	1s		Alternate Parts
	434-11610-20	PISTON RING SET (2nd O.S) ...	1s		Alternate Parts
	434-11610-30	PISTON RING SET (3rd O.S) ...	1s		Alternate Parts
	434-11610-40	PISTON RING SET (4th O.S) ...	1s		Alternate Parts
4- 9	93310-21854	BEARING, con-rod small end ...	1		
4-10	214-11633-00	PIN, piston .....	1		
4-11	604-11634-00	CLIP, piston pin .....	2		
4-12	93306-20601	BEARING (6206) .....	1		
4-13	93103-30092	OIL SEAL (SW-30-55-10) .....	1		
4-14	214-11557-01	WASHER 1 (12.2-22-3.2) .....	1		
4-15	92901-12100	WASHER, spring .....	1		
4-16	214-11555-01	NUT, crank shaft .....	1		

Fig. 4 CRANK · PISTON



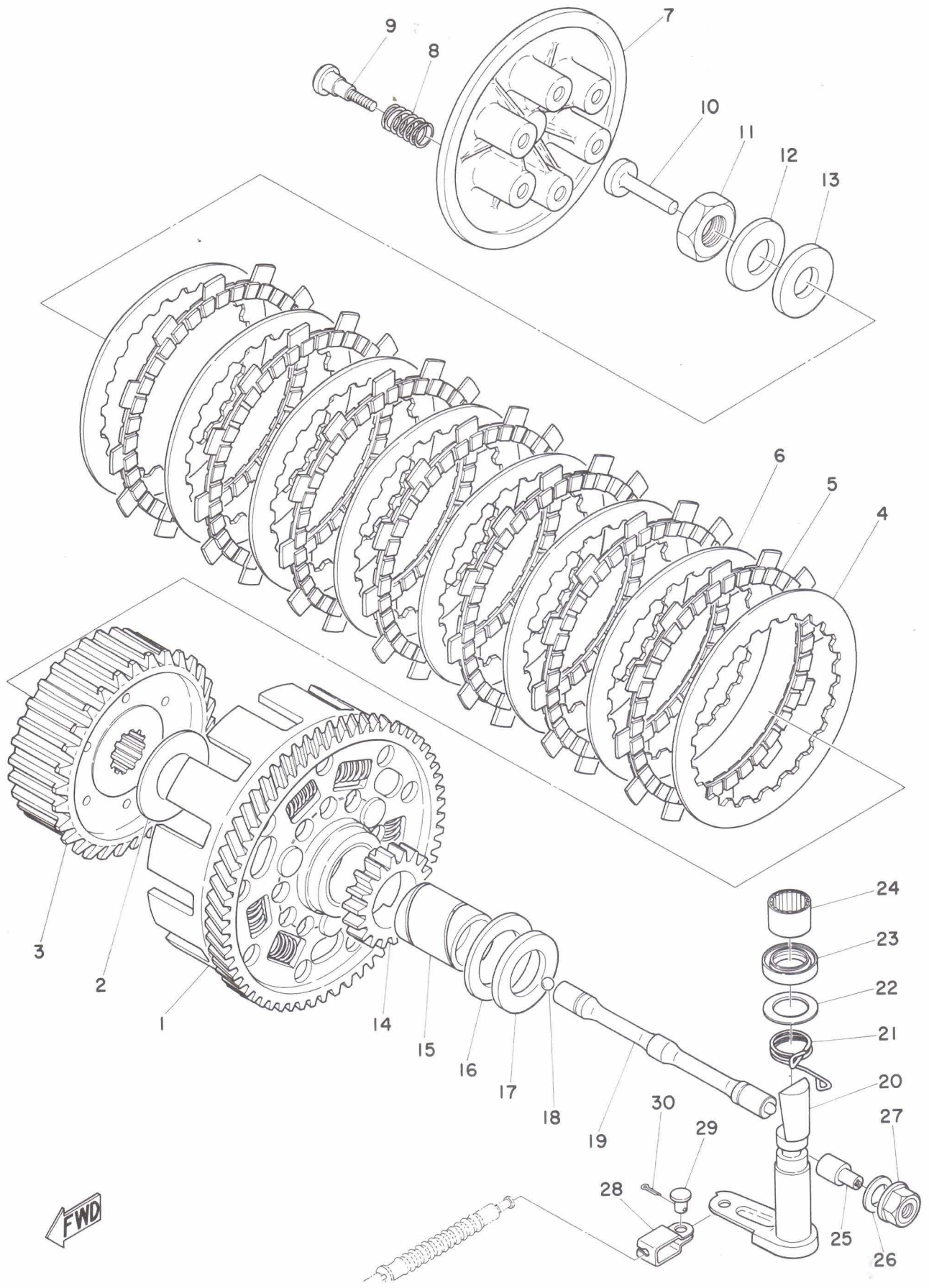
# CRANK · PISTON

Ref. No.	Parts No.	Description	Q'ty	Applicable Machine No.	Remarks
4-17	156-11564-00-02	SHIM, crank 4 (30.4-44-0.2) ..	} U.R 1		
	156-11564-00-03	SHIM, crank 4 (30.4-44-0.3) ..			
	156-11564-00-04	SHIM, crank 4 (30.4-44-0.4) ..			
	156-11564-00-05	SHIM, crank 4 (30.4-44-0.5) ..			
	156-11564-00-06	SHIM, crank 4 (30.4-44-0.6) ..			
	156-11564-00-07	SHIM, crank 4 (30.4-44-0.7) ..			
4-18	93306-20601	BEARING (6206) .....		1	
4-19	93103-40091	OIL SEAL (SW-40-55-10) .....	1		
4-20	93210-25070	O-RING (3.2-24.5) .....	1		
4-21	434-16111-00	GEAR, primary drive (20T) ....	1		
4-22	92901-18100	WASHER, spring .....	1		
4-23	363-11555-00	NUT, crank shaft .....	1		
4-24	214-11545-01	KEY, woodruff .....	1		

## ALTERNATE PARTS

4- 0-2	434-11630-00	PISTON ASS'Y (STD) .....	1		
	434-11630-10	PISTON ASS'Y (1st O.S) .....	1		
	434-11630-20	PISTON ASS'Y (2nd O.S) .....	1		
	434-11630-30	PISTON ASS'Y (3rd O.S) .....	1		
	434-11630-40	PISTON ASS'Y (4th O.S) .....	1		

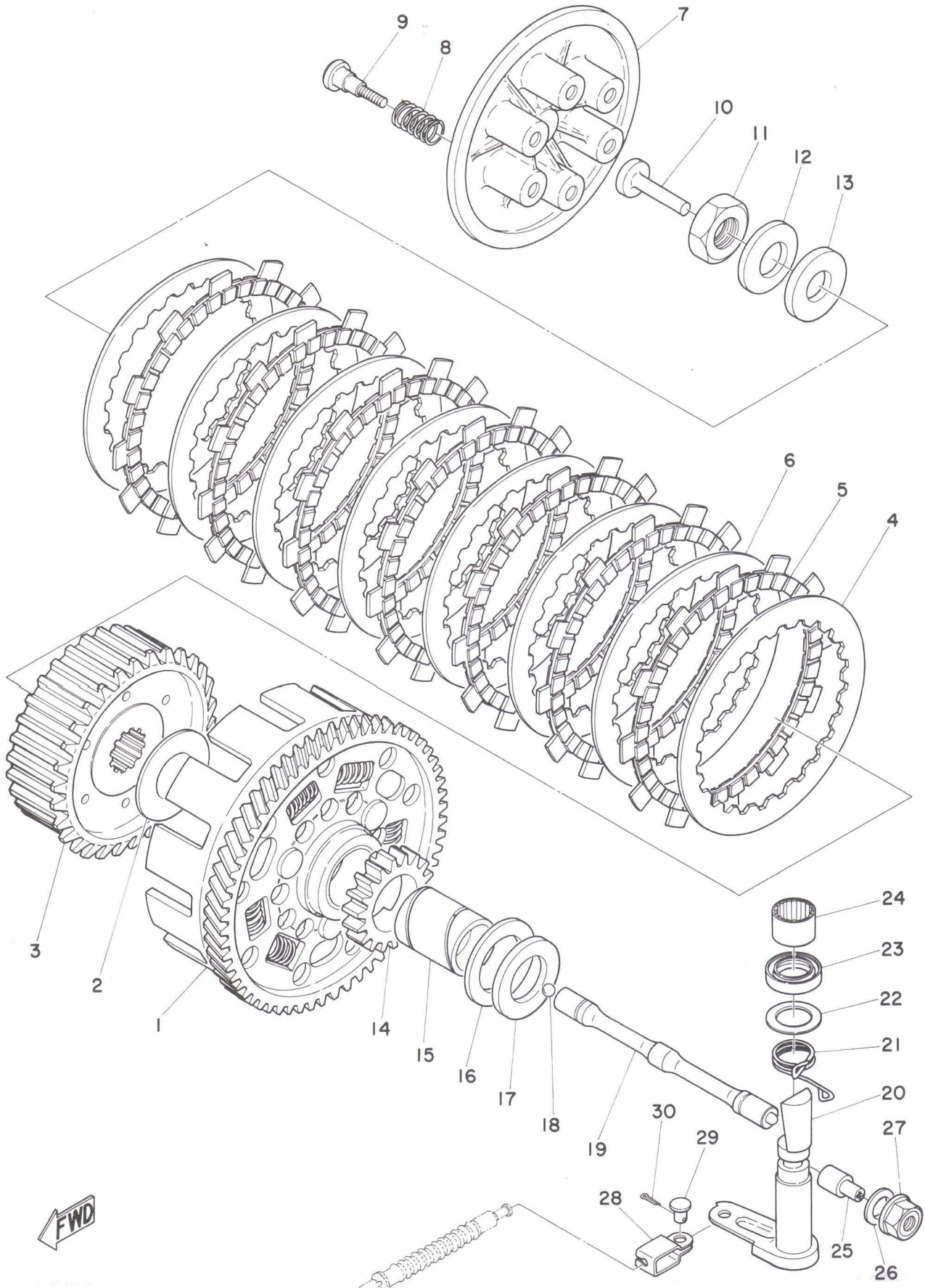
Fig. 5 CLUTCH



# CLUTCH

Ref. No.	Parts No.	Description	Q'ty	Applicable Machine No.	Remarks
5- 0-1	434-16301-00	CLUTCH ASS'Y .....	1		
5- 1	434-16150-00	. PRIMARY DRIVEN GEAR COMP. (68T) .....	1		
5- 2	170-16164-00	. PLATE, thrust 2 .....	1		
5- 3	214-16371-01	. BOSS, clutch .....	1		
5- 4	214-16324-00	. PLATE, clutch 1 .....	1		
5- 5	168-16321-00	. PLATE, friction .....	7		
5- 6	371-16325-00	. PLATE, clutch .....	7		
5- 7	214-16351-00	. PLATE, pressure .....	1		
5- 8	132-16333-00	. SPRING, clutch .....	6		
5- 9	137-16337-01	. SCREW, spring .....	6		
5-10	174-16356-00	ROD, push .....	1		
5-11	156-16174-00	NUT, lock .....	1		
5-12	214-16119-00	SPRING, Belleville .....	1		
5-13	92901-18200	WASHER, plain .....	1		
5-14	438-15631-00	GEAR, kick pinion (18T) .....	1		
5-15	214-16181-00	SPACER .....	1		
5-16	364-16154-00	PLATE, thrust 1 .....	1		
5-17	363-16154-00	PLATE, thrust 1 .....	1		
5-18	93505-16006	BALL (5/16 inch) .....	1		
5-19	434-16356-00	ROD, push .....	1		
5-20	434-16382-01	AXLE, push lever .....	1		
5-21	363-16345-00	SPRING, return .....	1		
5-22	90201-17327	WASHER .....	1		
5-23	93102-17004	OIL SEAL (SD-17-28-6) .....	1		
5-24	93315-11720	BEARING .....	1		
5-25	364-16343-00	SCREW, adjusting .....	1		
5-26	363-16387-00	GASKET .....	1		

Fig. 5 CLUTCH



# CLUTCH

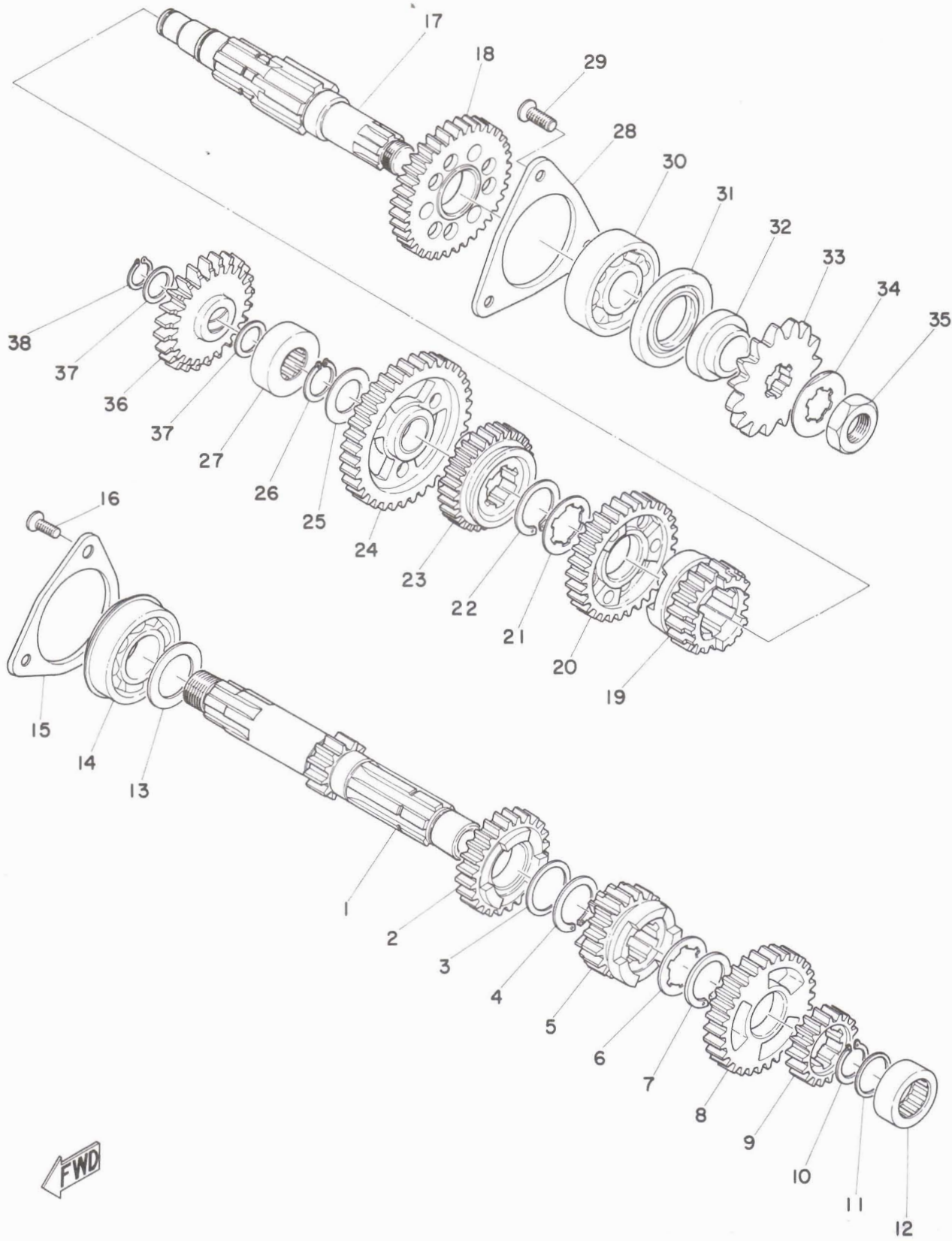
---

Ref. No.	Parts No.	Description	Q'ty	Applicable Machine No.	Remarks
5-27	363-16344-00	NUT, adjusting .....	1		
5-28	214-16389-00	JOINT .....	1		
5-29	214-16379-00	PIN .....	1		
5-30	91401-10010	PIN, cotter .....	1		

---



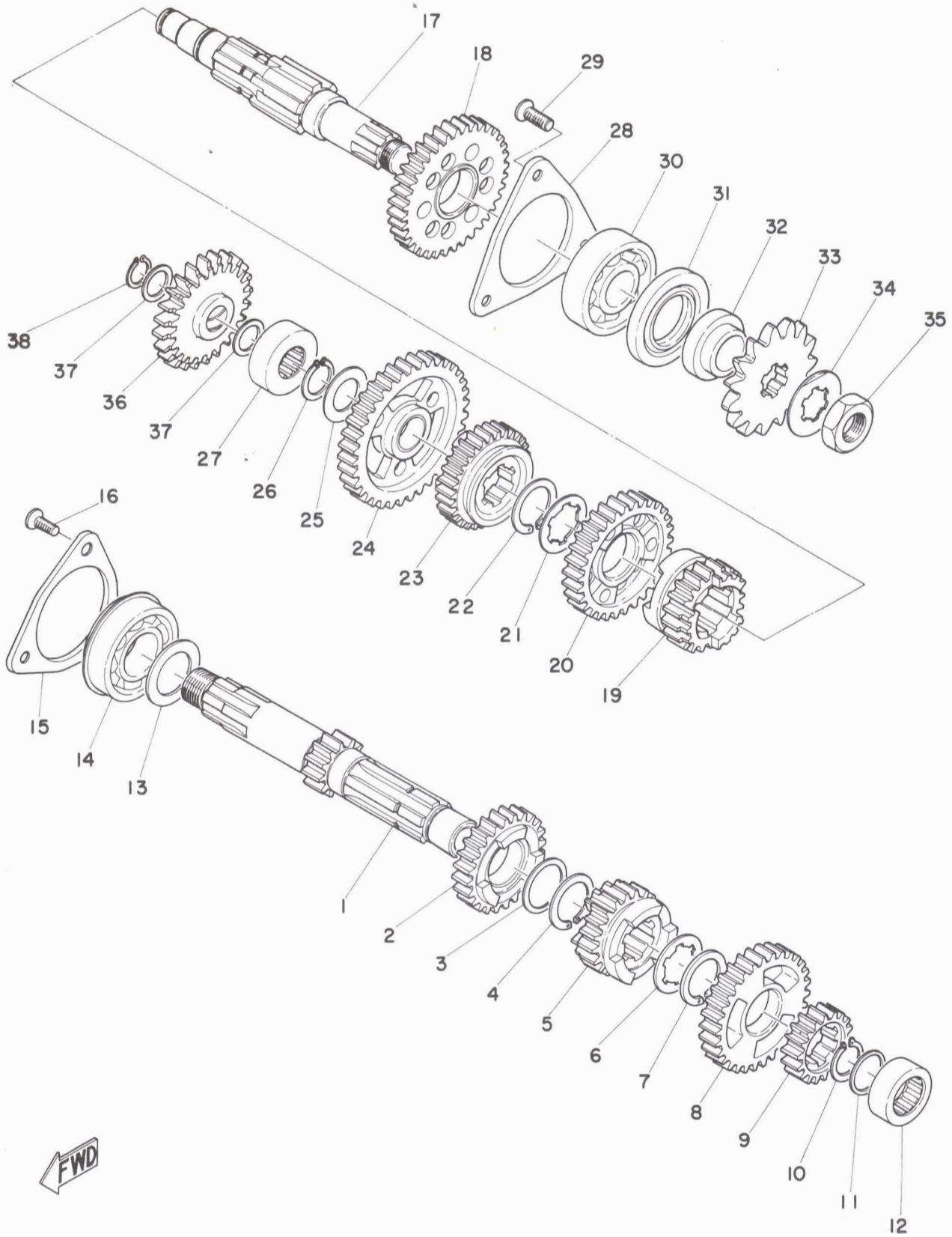
Fig. 6 TRANSMISSION



# TRANSMISSION

Ref. No.	Parts No.	Description	Q'ty	Applicable Machine No.	Remarks
6- 1	434-17411-00	AXLE, main (14T) .....	1		
6- 2	434-17141-01	GEAR, 4th pinion (26T) .....	1		
6- 3	256-17154-00	WASHER, gear hold 5 .....	1		
6- 4	93440-25027	CIRCLIP .....	1		
6- 5	434-17131-01	GEAR, 3rd pinion (21T) .....	1		
6- 6	434-17216-00	WASHER, gear hold .....	1		
6- 7	93440-25019	CIRCLIP .....	1		
6- 8	434-17151-00	GEAR, 5th pinion (32T) .....	1		
6- 9	434-17121-00	GEAR, 2nd pinion (17T) .....	1		
6-10	93410-19015	CIRCLIP (S-19) .....	1		
6-11	132-17216-00	WASHER, gear hold .....	-		
6-12	93311-42018	BEARING (11000) .....	1		
6-13	168-17428-01-03	SHIM, drive axle (25-34-0.3) ..	} U.R 1		
	168-17428-01-05	SHIM, drive axle (25-34-0.5) ..			
6-14	93306-20515	BEARING (6205) .....	1		
6-15	363-15383-00	PLATE, bearing cover .....	1		
6-16	92701-06015	SCREW, flathead .....	3		
6-17	434-17421-00	AXLE, drive .....	1		
6-18	434-17221-00	GEAR, 2nd wheel (35T) .....	1		
6-19	434-17251-01	GEAR, 5th wheel (21T) .....	1		
6-20	434-17231-01	GEAR, 3rd wheel (32T) .....	1		
6-21	434-17216-00	WASHER, gear hold .....	1		
6-22	93440-25019	CIRCLIP .....	1		
6-23	434-17241-00	GEAR, 4th wheel (27T) .....	1		
6-24	434-17211-00	GEAR, 1st wheel (38T) .....	1		
6-25	168-17116-00	WASHER, gear hold .....	1		
6-26	93410-19015	CIRCLIP (S-19) .....	1		
6-27	93313-31709	BEARING (13000) .....	1		

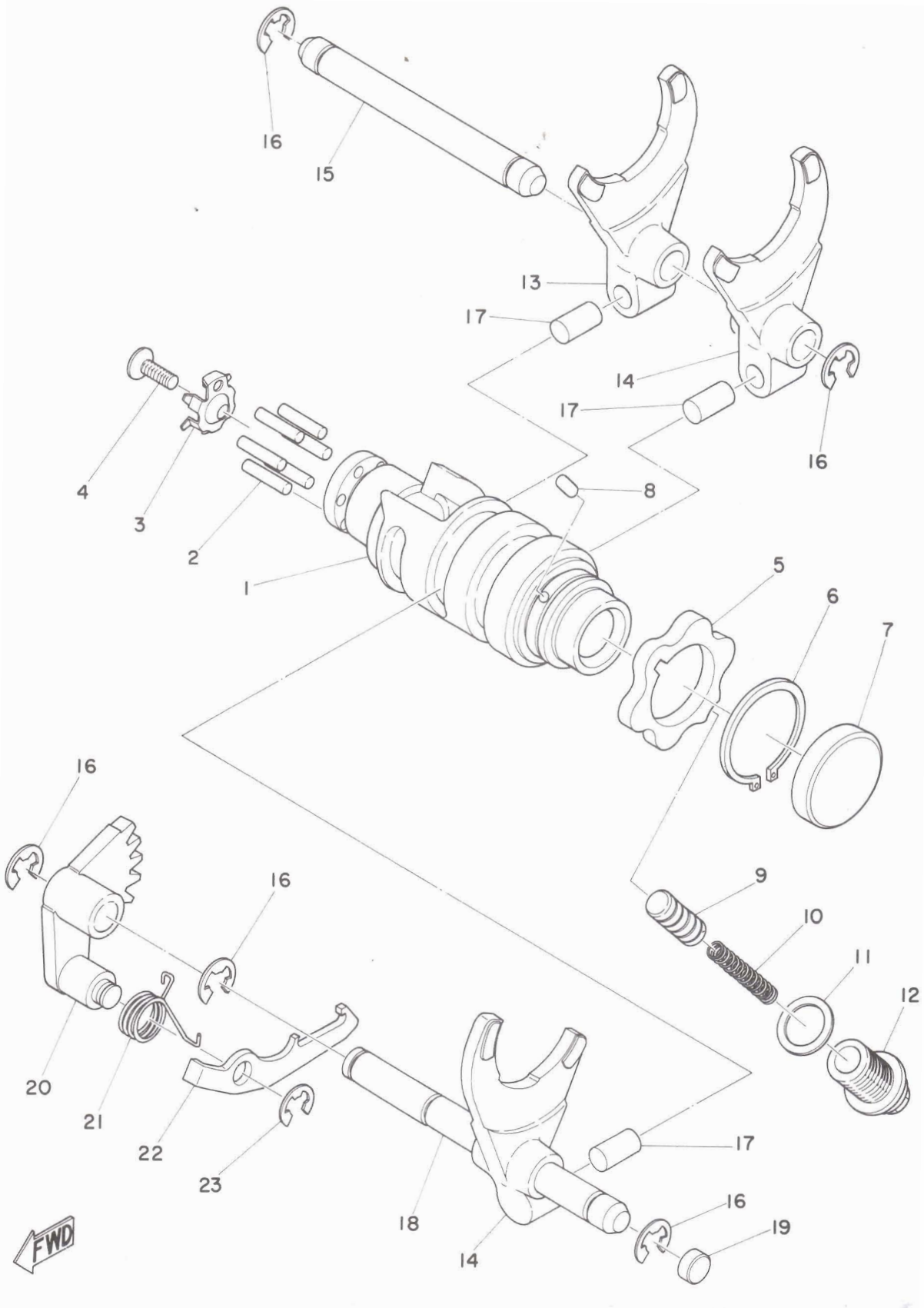
Fig. 6 TRANSMISSION



# TRANSMISSION

Ref. No.	Parts No.	Description	Q'ty	Applicable Machine No.	Remarks
6-28	434-15381-00	PLATE, bearing cover .....	1		
6-29	98701-05012	SCREW, flathead .....	3		
6-30	93306-30411	BEARING (6304) .....			
6-31	93102-28023	OILSEAL (SD-28-52-6) .....	1		
6-32	434-17462-00	COLLAR, distance .....			
6-33	174-17461-30	GEAR, sprocket drive (13T) ...	} U.R 1		STD
	174-17461-40	GEAR, sprocket drive (14T) ...			
	174-17461-50	GEAR, sprocket drive (15T) ...			
6-34	102-17464-00	WASHER, lock .....	1		
6-35	102-17463-00	NUT, lock .....			
6-36	434-15651-00	GEAR, idle (23T) .....	1		
6-37	164-17417-00-10	SHIM, (15.2-20-1.0) .....	2		
6-38	93410-15005	CIRCLIP (S-15) ... ..	1		

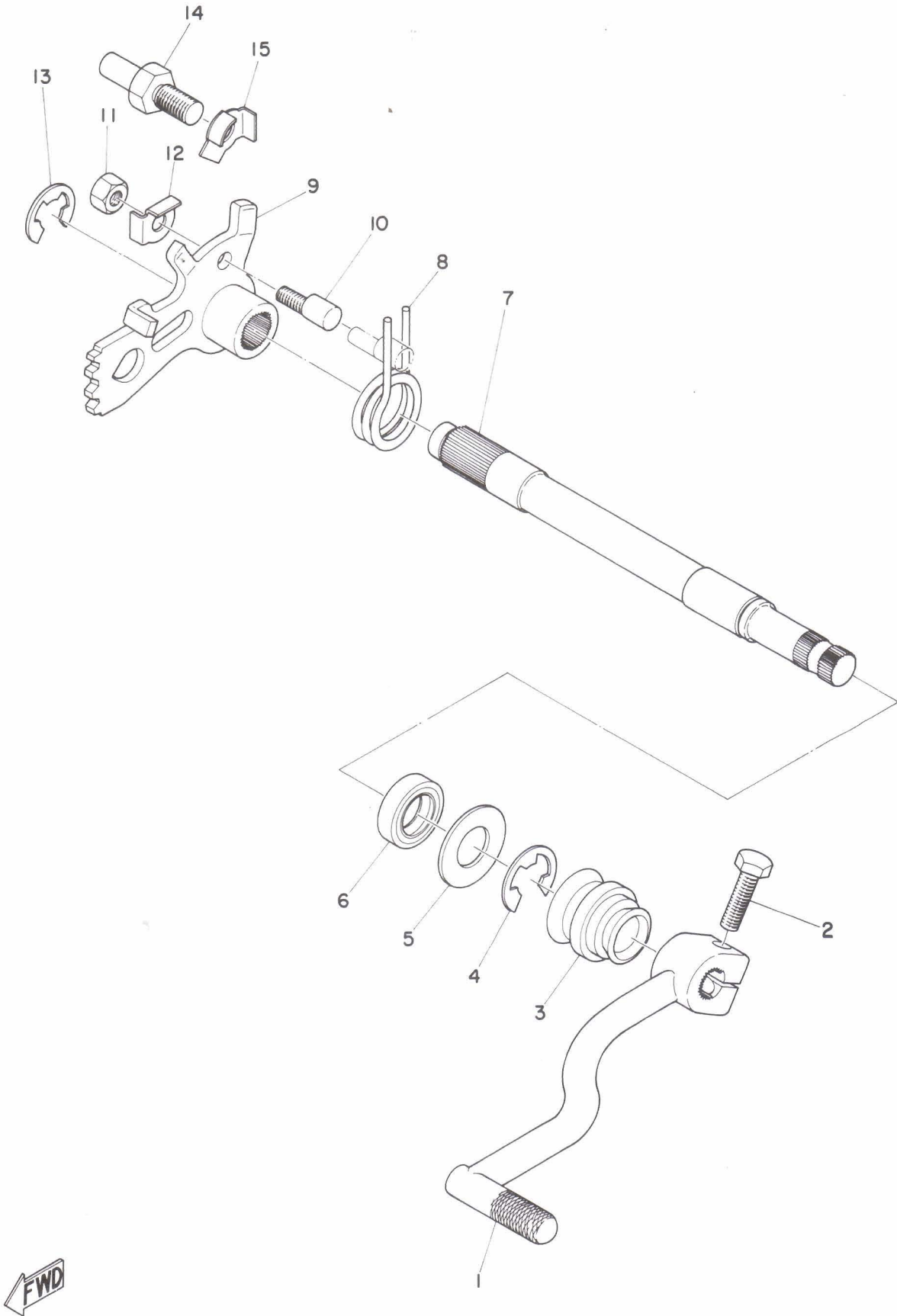
Fig. 7\_ SHIFTER 1



# SHIFTER 1

Ref. No.	Parts No.	Description	Q'ty	Applicable Machine No.	Remarks
7- 1	434-18541-02	CAM, shift .....	1		
7- 2	93604-18100	PIN, dowel .....	6		
7- 3	434-18561-00	PLATE, side .....	1		
7- 4	98701-05012	SCREW, flathead .....	1		
7- 5	360-18141-01	PLATE, stopper .....	1		
7- 6	93410-30012	CIRCLIP (S-30) .....	1		
7- 7	214-18533-00	PLUG, blind .....	1		
7- 8	93604-08071	PIN, dowel .....	1		
7- 9	278-18547-02	STOPPER, cam .....	1		
7-10	278-18557-00	SPRING, cam stopper .....	1		
7-11	137-15353-00	GASKET, drain plug .....	1		
7-12	278-18577-02	SCREW, spring .....	1		
7-13	363-18511-00	FORK, shift 1 .....	1		
7-14	364-18511-00	FORK, shift 1 .....	2		
7-15	363-18535-00	BAR, shift fork guide 2 .....	1		
7-16	93430-08006	CIRCLIP (E-8) .....	5		
7-17	278-18552-00	PIN, cam follower .....	3		
7-18	363-18531-00	BAR, shift fork guide 1 .....	1		
7-19	150-18328-00	PLUG, blind .....	1		
7-20	434-18122-00	LEVER, change 2 .....	1		
7-21	363-18123-00	SPRING .....	1		
7-22	363-18151-00	LEVER change 3 .....	1		
7-23	93430-07012	CIRCLIP (E-7) .....	1		

Fig. 8 SHIFTER 2

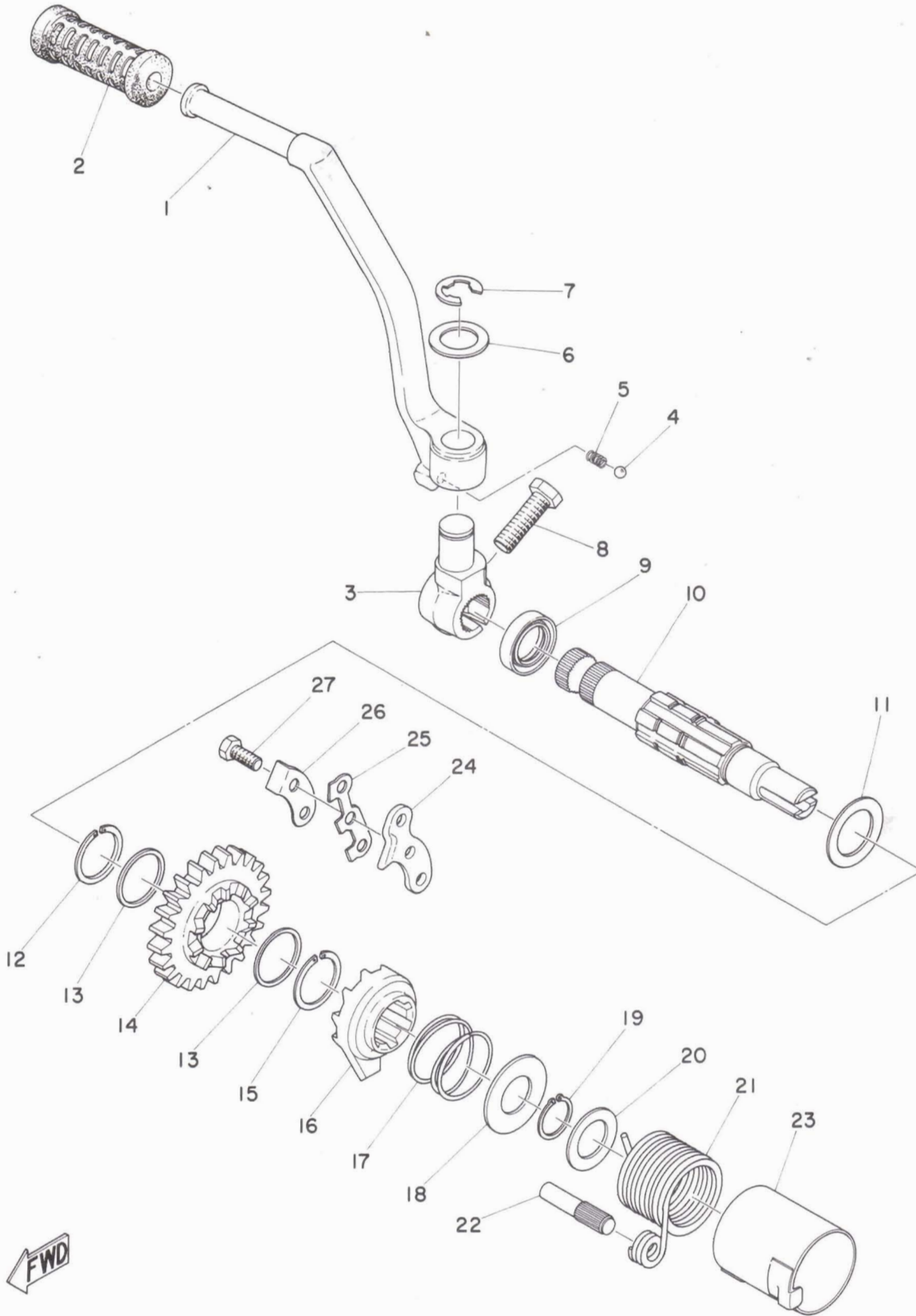


## SHIFTER 2

Ref. No.	Parts No.	Description	Q'ty	Applicable Machine No.	Remarks
8- 1	434-18111-01-93	PEDAL, change .....	1		
8- 2	91101-06020	BOLT .....	1		
8- 3	214-18131-00	BOOT, sealing .....	1		
8- 4	93430-12009	CIRCLIP (E-12) .....	1		
8- 5	248-18137-00	WASHER, change axle .....	1		
8- 6	93109-14005	OIL SEAL (SDO-14-24-6) .....	1		
8- 7	363-18125-00	SHAFT, change .....	1		
8- 8	214-18124-00	SPRING, shaft return .....	1		
8- 9	434-18121-00	LEVER, change 1 .....	1		
8-10	214-18186-00	SCREW, adjusting .....	1		
8-11	98801-06200	NUT .....	1		
8-12	90215-06016	WASHER, lock .....	1		
8-13	93430-10016	CIRCLIP (E-10) .....	1		
8-14	278-18127-00	STOPPER, screw .....	1		
8-15	214-18139-02	WASHER, lock .....	1		



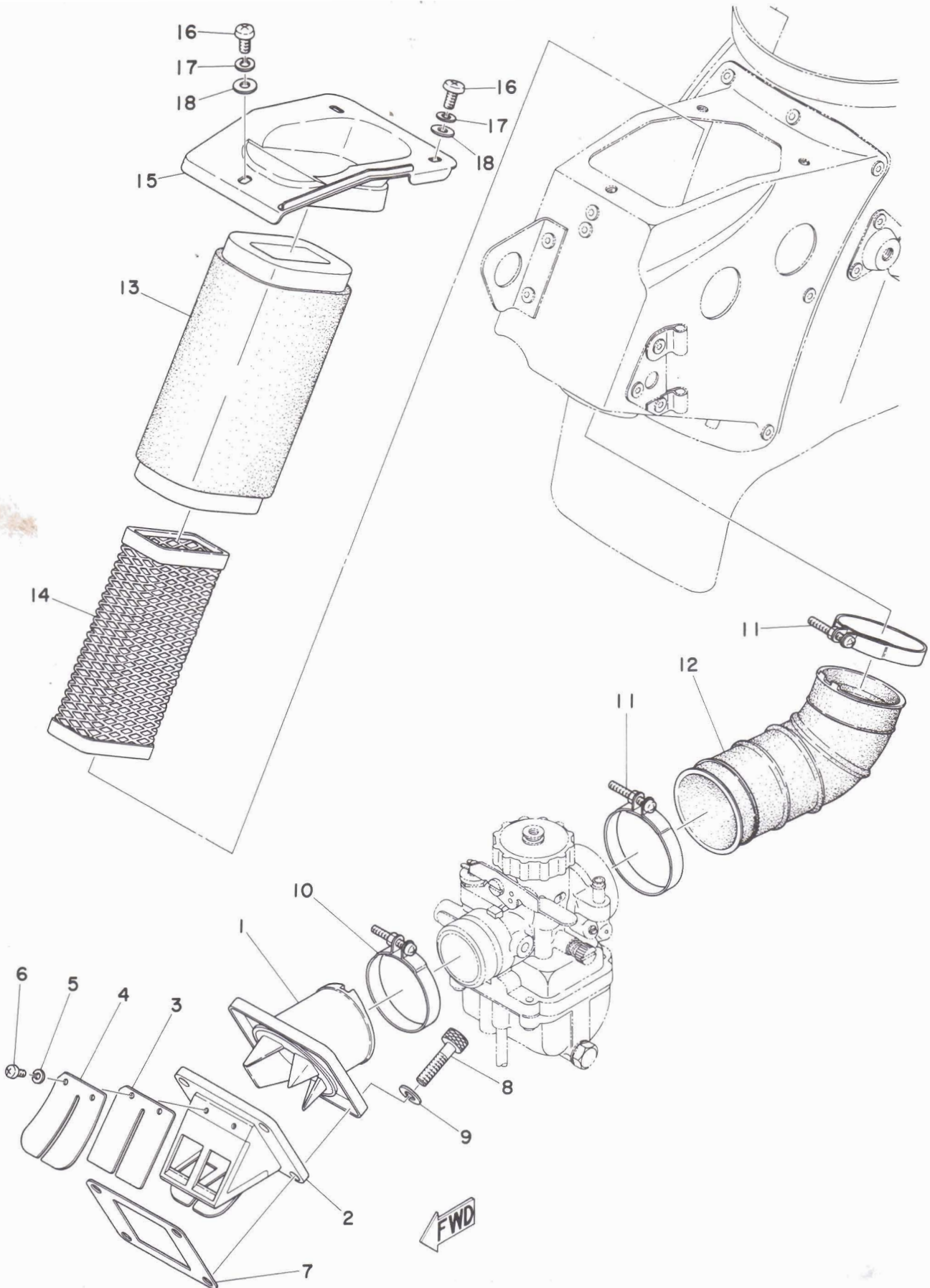
Fig. 9 KICK STARTER



# KICK STARTER

Ref. No.	Parts No.	Description	Q'ty	Applicable Machine No.	Remarks
9- 1	434-15611-00-93	CRANK, kick .....	1		
9- 2	156-15618-01	COVER, kick lever .....	1		
9- 3	434-15621-00-91	BOSS, kick crank .....	1		
9- 4	93507-32009	BALL (7/32 inch) .....	1		
9- 5	278-15622-00	SPRING, boss stopper .....	1		
9- 6	256-15615-00	WASHER .....	1		
9- 7	93430-12022	CIRCLIP (E-12) .....	1		
9- 8	97211-08030	BOLT .....	1		
8- 9	93101-20008	OIL SEAL (S-20-30-7) .....	1		
9-10	434-15661-00	AXLE, kick .....	1		
9-11	131-15653-00	WASHER, plain .....	1		
9-12	93440-25019	CIRCLIP (E-25 special) .....	1		
9-13	256-17154-00-10	WASHER, gear hold 5 (25.2-30-1.0) 2			
9-14	434-15641-00	GEAR, kick (26T) .....	1		
9-15	93440-25020	CIRCLIP (E-25 special) .....	1		
9-16	363-15671-01	WHEEL, ratchet .....	1		
9-17	363-15675-00	SPRING, ratchet wheel .....	1		
9-18	363-15676-00	COVER, spring .....	1		
9-19	93410-19015	CIRCLIP (S-19) .....	1		
9-20	168-17116-00	WASHER, gear hold 1 (20-30-15) .	1		
9-21	434-15665-00	SPRING, kick .....	1		
9-22	364-15668-00	STOPPER, kick spring .....	1		
9-23	434-15664-00	GUIDE, spring .....	1		
9-24	363-15674-00	GUIDE, ratchet wheel .....	1		
9-25	363-15686-00	WASHER, lock .....	1		
9-26	434-15668-00	STOPPER .....	1		
9-27	91210-16015	BOLT .....	3		

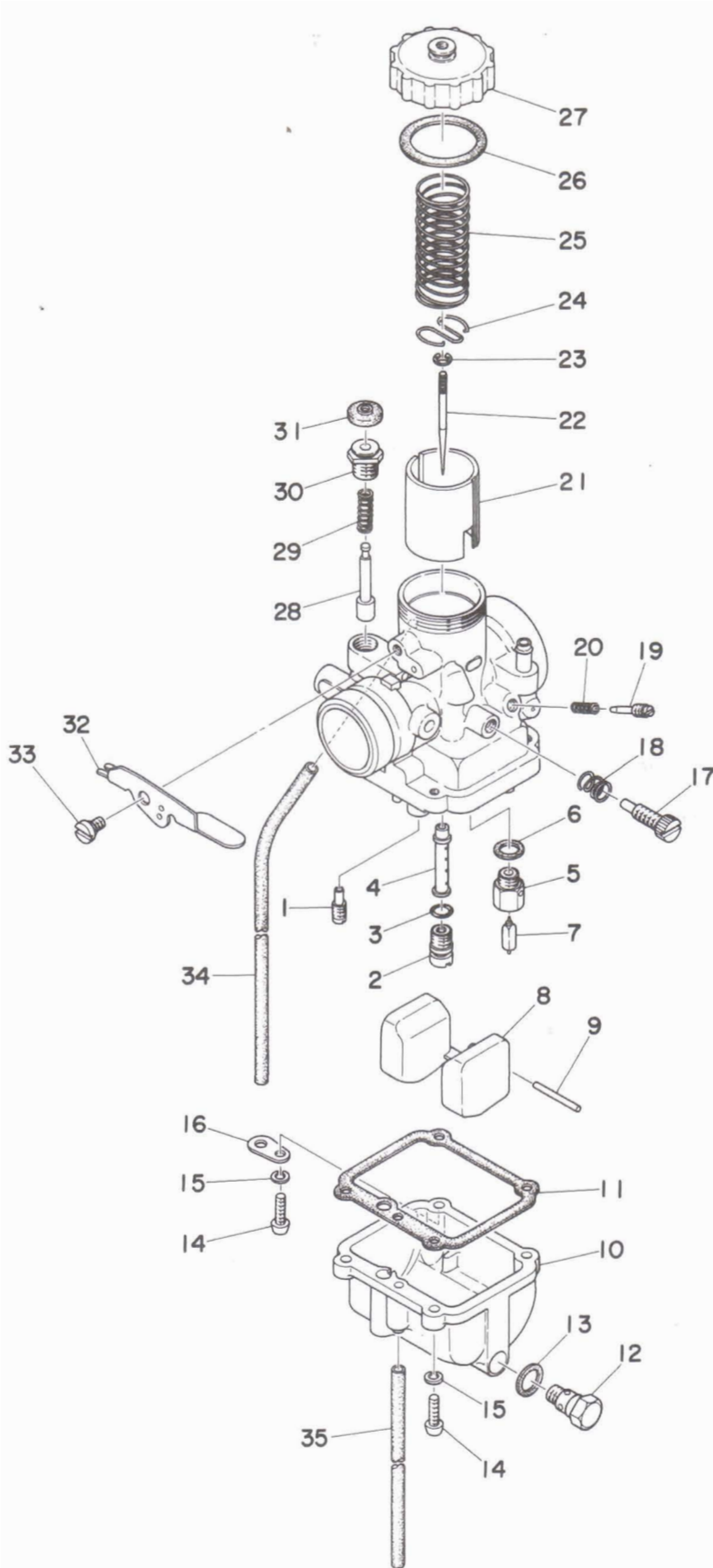
Fig. 10 INTAKE



# INTAKE

Ref. No.	Parts No.	Description	Q'ty	Applicable Machine No.	Remarks
10- 1	434-13565-00	JOINT, carburetor .....	1		
10- 2	345-13610-70	REED VALVE ASS'Y .....	1		
10- 3	345-13613-70	. VALVE, reed .....	2		
10- 4	345-13616-70	. STOPPER, reed valve .....	2		
10- 5	92901-03100	. WASHER, spring .....	4		
10- 6	98512-03008	. SCREW, panhead .....	4		
10- 7	314-13612-01	PACKING, valve seat .....	1		
10- 8	91316-06025	BOLT .....	4		
10- 9	92901-06200	WASHER, plain .....	4		
10-10	304-14455-70	BAND .....	1		
10-11	278-14455-00	BAND .....	2		
10-12	434-14453-00	JOINT, air cleaner .....	1		
10-13	434-14451-00	ELEMENT .....	1		
10-14	434-14458-00	GUIDE, filter .....	1		
10-15	434-14412-00	CAP, case .....	1		
10-16	98501-05010	SCREW, panhead .....	3		
10-17	92901-05100	WASHER, spring .....	3		
10-18	92901-05200	WASHER, plain .....	3		

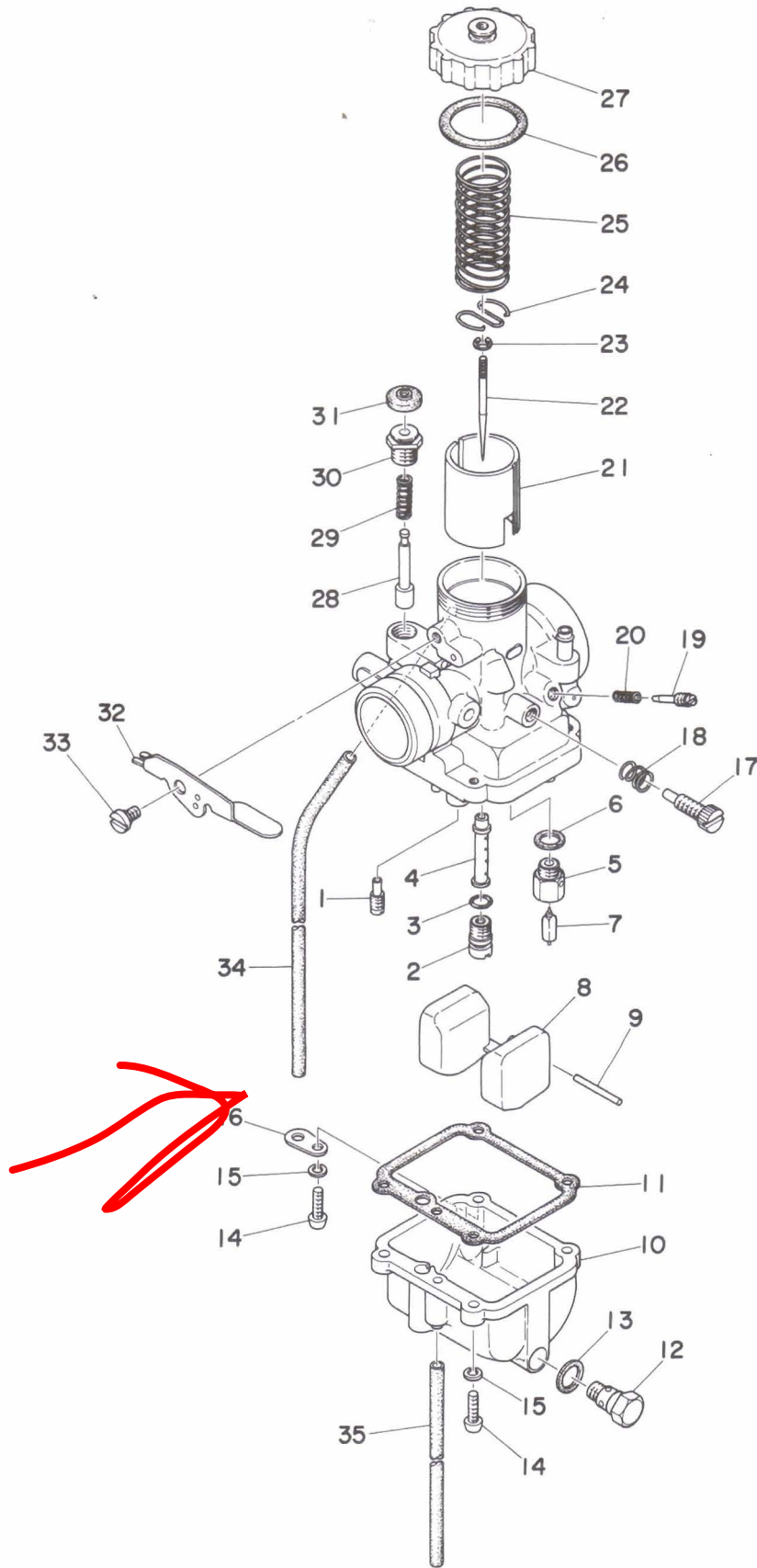
Fig. 11 CARBURETOR



# CARBURETOR

Ref. No.	Parts No.	Description	Q'ty	Applicable Machine No.	Remarks
11- 0-1	434-14301-00	CARBURETOR ASS'Y .....	1		
11- 1	434-14342-25	. JET, pilot (#50) .....	1		
11- 2	434-14145-00	. SCREW .....	1		
11- 3	434-14397-00	. O-RING .....	1		
11- 4	434-14341-00	. NOZZLE, main .....	1		
11- 5	434-14391-00	. SET, needle .....			
11- 6	367-14195-00	. WASHER, valve seat .....	1		
11- 7	367-14392-00	. VALVE, needle .....	1		
11- 8	367-14385-00	. FLOAT .....	1		
11- 9	367-14386-00	. PIN, float .....	1		
11-10	434-14381-00-33	. BODY, float chamber .....	1		
11-11	434-14384-00	. GASKET .....	1		
11-12	434-14343-57	. JET, main (#114) .....	1		
11-13	434-14198-00	. GASKET .....	1		
11-14	92501-04014	. SCREW, panhead .....	4		
11-15	92901-04100	. WASHER, spring .....	4		
11-16	434-14146-00-33	. PLATE .....	1		
11-17	434-14321-00	. SCREW, pilot adjusting .....	1		
11-18	389-14333-00	. SPRING, pilot adjusting .....	1		
11-19	396-14323-00	. SCREW, air adjusting .....	1		
11-20	389-14334-00	. SPRING, air adjusting .....	1		
11-21	434-14321-30	. VALVE, throttle (#3.0) .....	1		
11-22	434-14336-00	. NEEDLE (5C92-4) .....	1		
11-23	397-14137-00	. CIRCLIP .....	1		
11-24	434-14136-00	. SET, spring .....	1		
11-25	434-14331-00	. SPRING, throttle valve .....	1		
11-26	434-14126-00	. GASKET .....	1		
11-27	434-14168-00-33	. CAP, mixing chamber .....	1		

Fig. 11 CARBURETOR



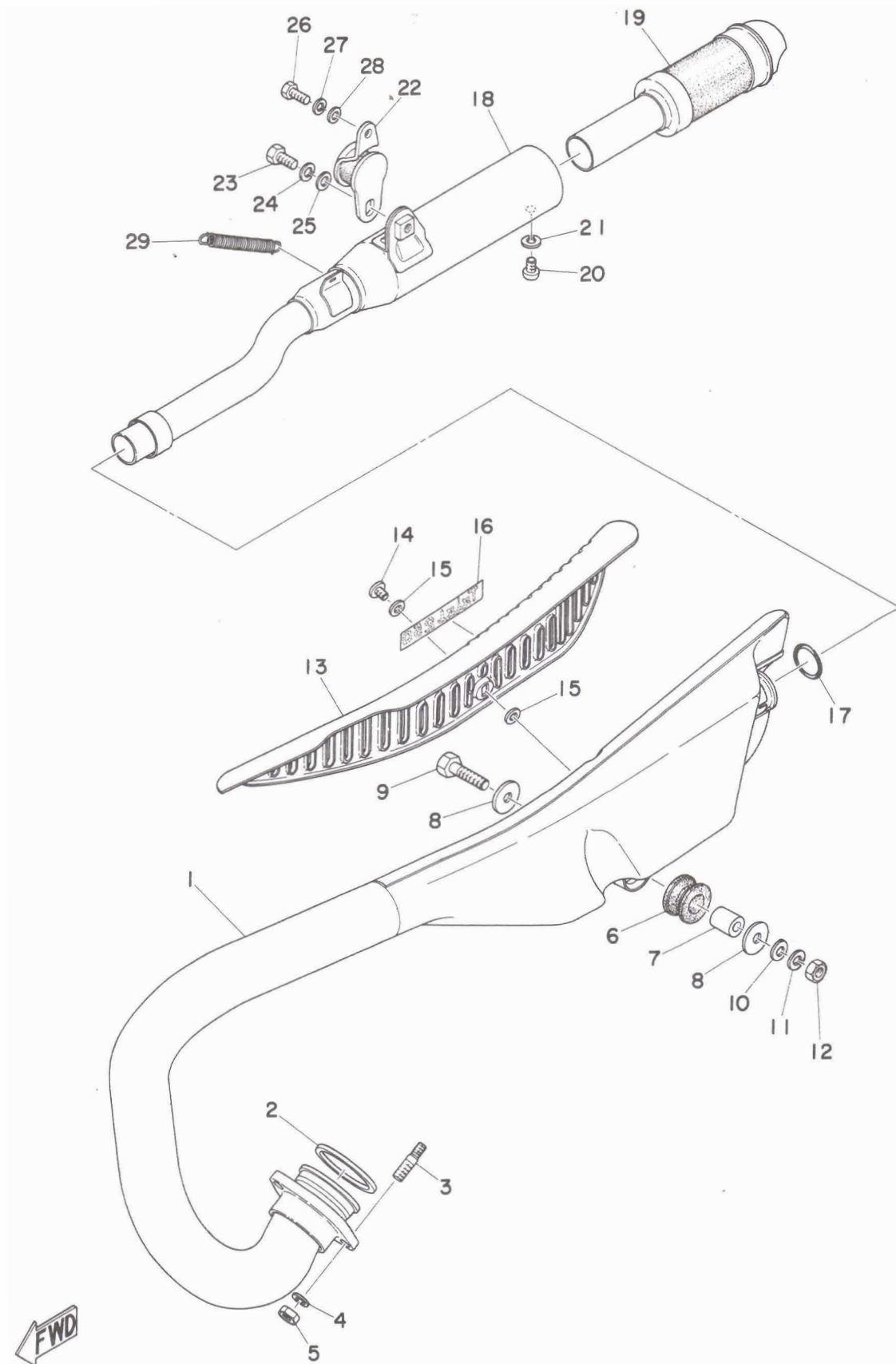
FWD

# CARBURETOR

Ref. No.	Parts No.	Description	Q'ty	Applicable Machine No.	Remarks
11-28	367-14371-00	. PLUNGER, starter .....	1		
11-29	626-14335-00	. SPRING, starter plunger .....	1		
11-30	367-14374-00	. CAP, plunger .....	1		
11-31	367-14373-00	. COVER, plunger cap .....	1		
11-32	434-14375-00-33	. LEVER, starter .....	1		
11-33	434-14327-00	. SCREW .....	1		
11-34	434-14197-00	. PIPE .....	1		
11-35	434-14196-00	. PIPE .....	1		



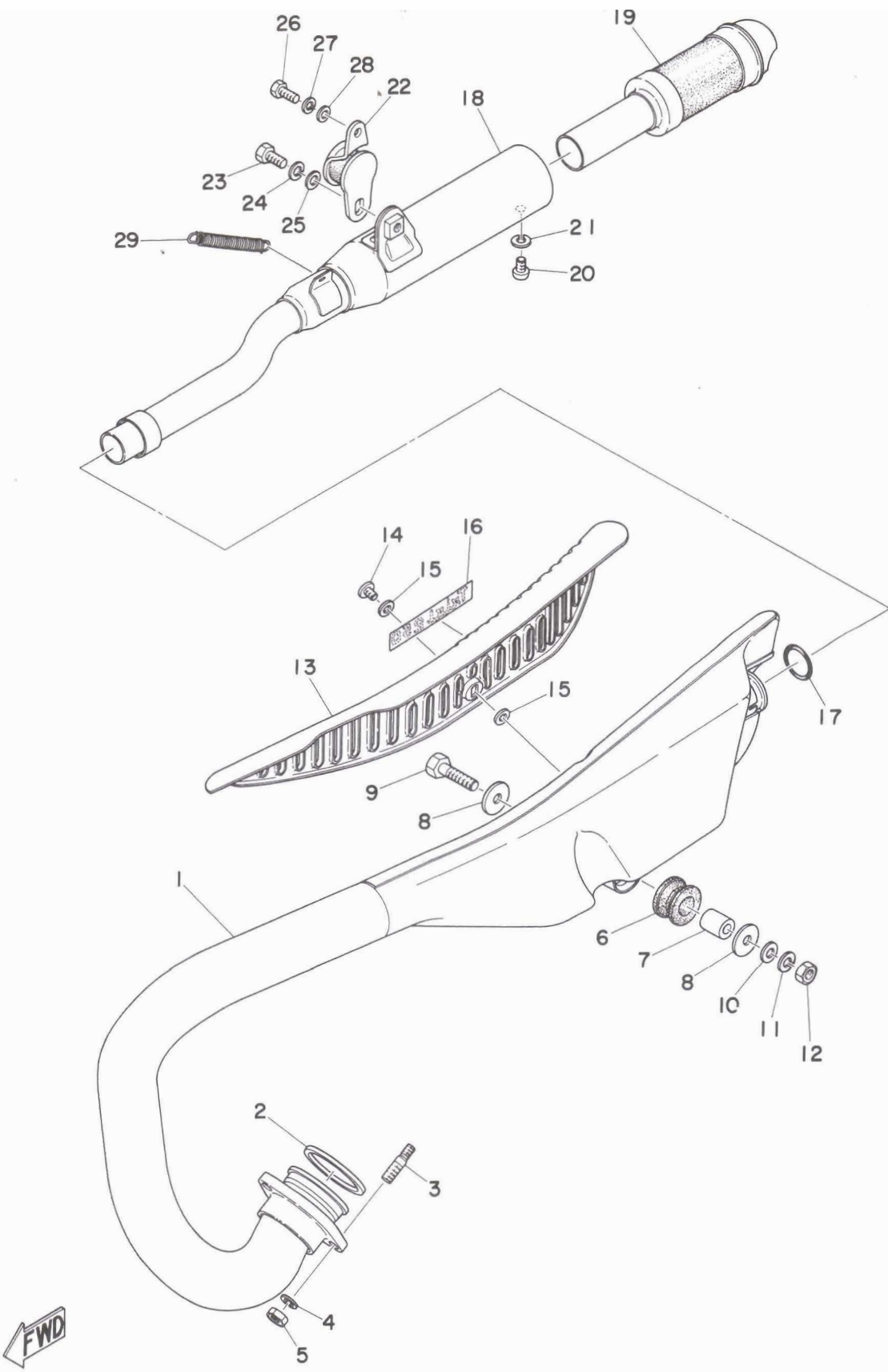
Fig. 12 EXHAUST



# EXHAUST

Ref. No.	Parts No.	Description	Q'ty	Applicable Machine No.	Remarks
12- 1	434-14610-00	EXHAUST PIPE ASS'Y .....	1		
12- 2	214-14613-00	GASKET, exhaust pipe .....	1		
12- 3	392-14651-00	STUD .....	2		
12- 4	92901-08100	WASHER, spring .....	2		
12- 5	98801-08100	NUT .....	2		
12- 6	168-21639-00	DAMPER, rear .....	1		
12- 7	90387-08258	SPACER .....	1		
12- 8	90201-08113	WASHER, plate (8.2-26-2) .....	2		
12- 9	90101-08131	BOLT .....	1		
12-10	92901-08200	WASHER, plain .....	1		
12-11	92901-08100	WASHER, spring .....	1		
12-12	98801-08200	NUT .....	1		
12-13	434-14718-00-26	PROTECTOR, muffler .....	1		Competition Yellow
12-14	91903-06010	SCREW, bind .....	4		
12-15	178-14766-00	WASHER, protector .....	8		
12-16	434-21787-00	EMBLEM, trial .....	1		
12-17	93210-24235	O-RING (3.1-24.4) .....	1		
12-18	434-14753-00	SILENCER .....	1		
12-19	434-14752-00	PIPE, outlet .....	1		
12-20	92501-06010	SCREW, panhead .....	1		
12-21	92901-06100	WASHER, spring .....	1		
12-22	363-14782-10	STAY, muffler .....	1		
12-23	97201-08018	BOLT .....	1		
12-24	92901-08100	WASHER, spring .....	1		
12-25	92901-08200	WASHER, plain .....	1		
12-26	91201-06015	BOLT .....	1		
12-27	92901-06100	WASHER, spring .....	1		

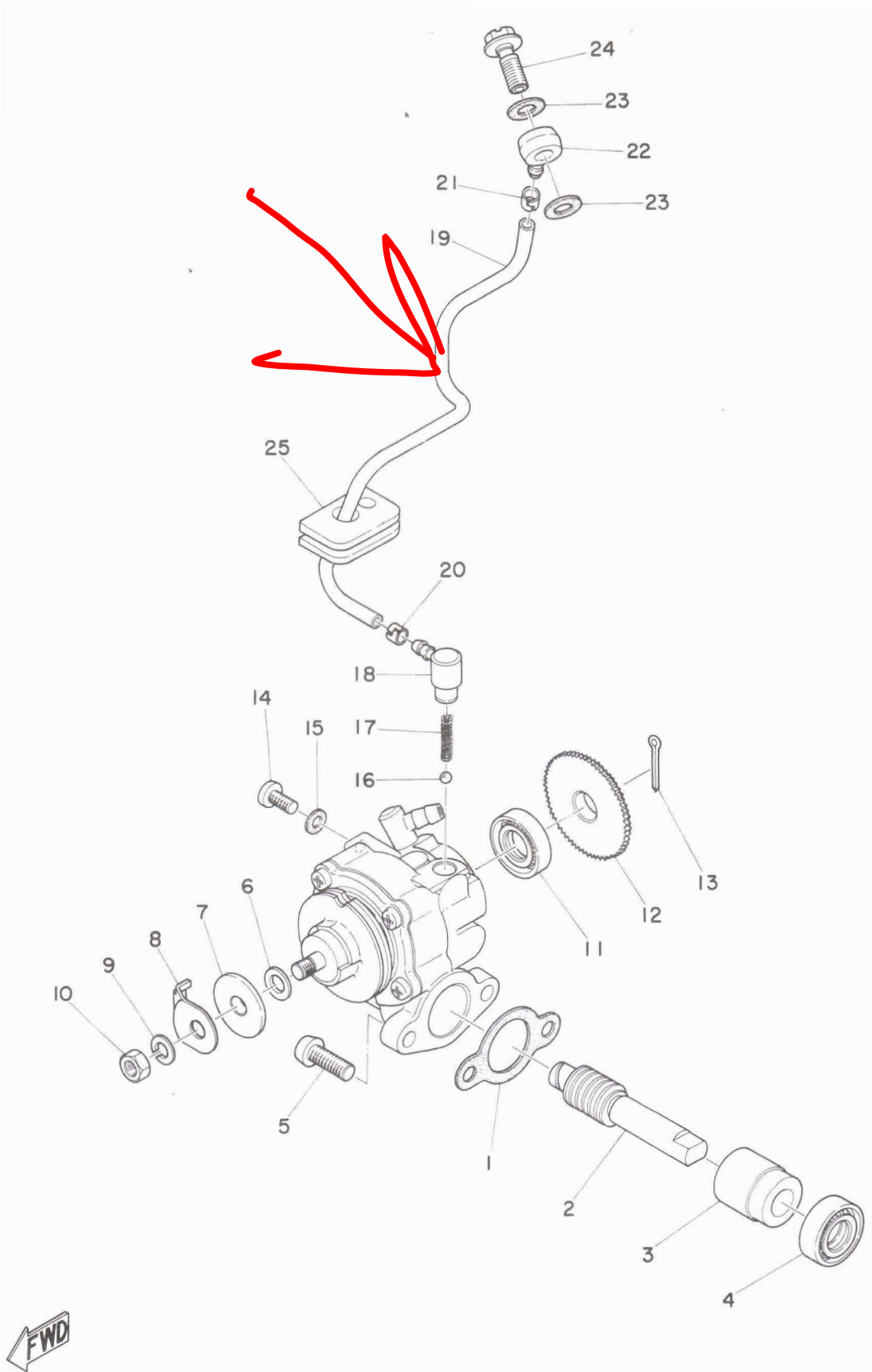
Fig. 12 EXHAUST



# EXHAUST

Ref. No.	Parts No.	Description	Q'ty	Applicable Machine No.	Remarks
12-28	92901-06200	WASHER, plain .....	1		
12-29	434-14683-01	SPRING, hook .....	1		

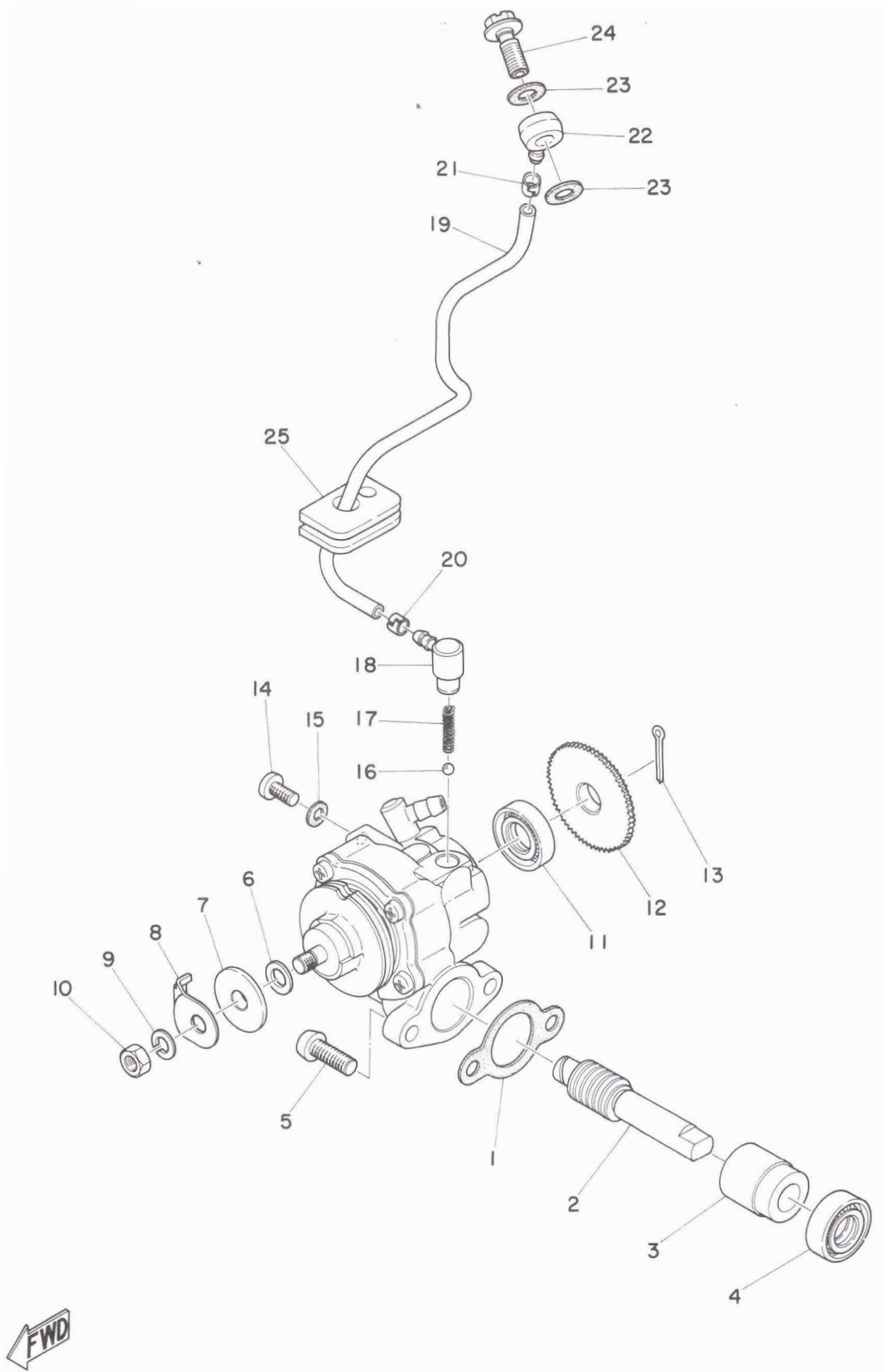
Fig. 13 OIL PUMP



# OIL PUMP

Ref. No.	Parts No.	Description	Q'ty	Applicable Machine No.	Remarks
13- 1	126-13116-00	GASKET, pump case .....	1		
13- 2	364-13175-00	SHAFT, worm .....	1		
13- 3	137-13176-00	METAL, worm shaft outer ...	1		
13- 4	93101-10002	OIL SEAL (S-10-22-7) .....	1		
13- 5	98501-05015	SCREW, panhead .....	2		
13- 0-1	434-13101-00	OIL PUMP ASS'Y .....	1		
13- 6	137-13137-00-03	. SHIM, plunger (5.8-10-0.03)	} U.R		
	137-13137-00-05	. SHIM, plunger (5.8-10-0.05)			
	137-13137-00-10	. SHIM, plunger (5.8-10-0.1)			
	137-13137-00-30	. SHIM, plunger (5.8-10-0.3)			
	137-13137-00-50	. SHIM, plunger (5.8-10-0.5)			
13- 7	137-13138-01	. PLATE, adjusting .....	1		
13- 8	402-13146-00	. COVER .....	1		
13- 9	92901-05100	. WASHER, spring .....	1		
13-10	98801-05200	. NUT .....	1		
13-11	93101-10001	. OIL SEAL (S-10-21-5) .....	1		
13-12	353-13128-00	. PLATE, starter .....	1		
13-13	91401-12018	. PIN, cotter .....	1		
13-14	98901-04008	. SCREW, bind .....	1		
13-15	137-13187-00	. GASKET, breather .....	1		
13-16	93505-32002	. BALL (5/32 inch) .....	1		
13-17	278-13169-00	. SPRING, check ball .....	1		
13-18	353-13552-00	. NOZZLE .....	1		
13-19	276-13161-00	. PIPE, delivery .....	1		
13-20	214-13164-00	. CLIP, delivery pipe .....	1		
13-21	214-13164-00	CLIP, delivery pipe .....	1		
13-22	214-13162-00	BANJO, delivery pipe .....	1		
13-23	137-13167-01	GASKET, banjo bolt (6-13-0.5) .	2		

Fig. 13 OIL PUMP

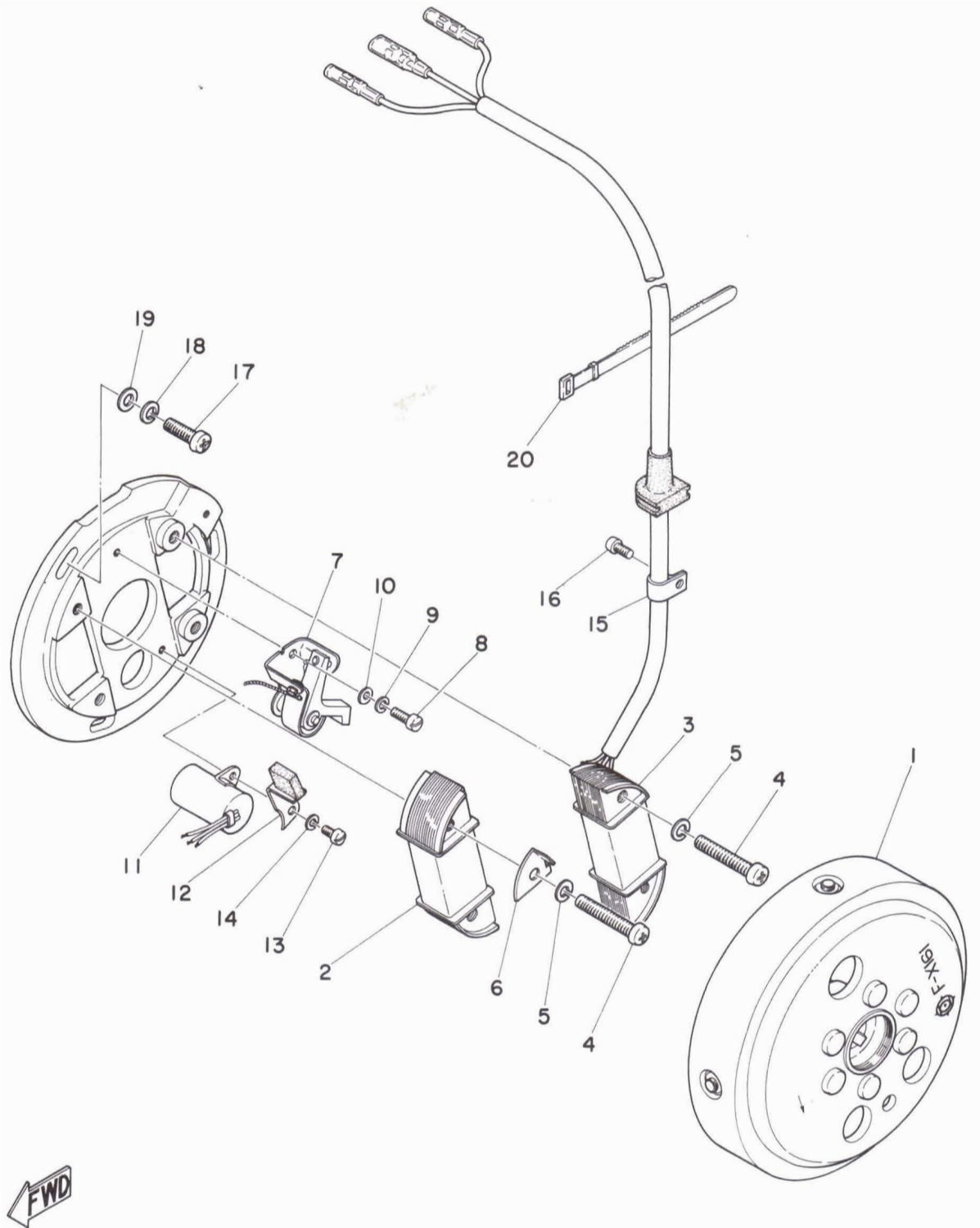


# OIL PUMP

Ref. No.	Parts No.	Description	Q'ty	Applicable Machine No.	Remarks
13-24	137-13165-00	BOLT, banjo .....	1		
13-25	363-13174-00	HOLDER, oil pipe .....	1		



Fig. 14 FLYWHEEL MAGNETO



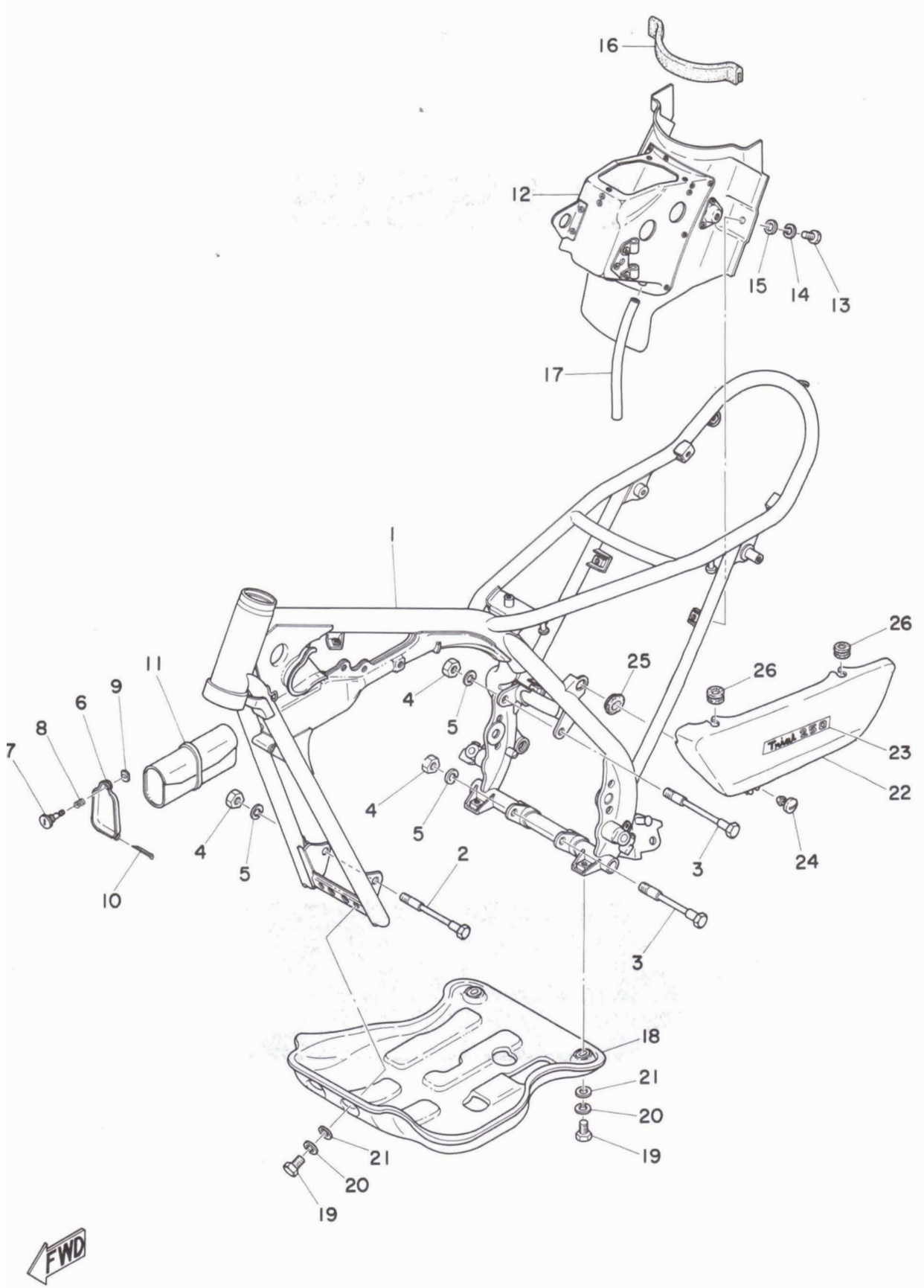
# FLYWHEEL MAGNETO

Ref. No.	Parts No.	Description	Q'ty	Applicable Machine No.	Remarks
14- 0-1	434-81300-10	FLYWHEEL MAGNETO ASS'Y ..	1		
14- 1	434-81350-10	. ROTOR ASS'Y .....	1		
14- 2	434-81312-10	. COIL, source .....	1		
14- 3	434-81313-10	. COIL, lighting .....	1		
14- 4	98501-05035	. SCREW, panhead .....	4		
14- 5	92901-05100	. WASHER, spring .....	4		
14- 6	434-81332-10	. PLATE, timing .....	1		
14- 7	434-81321-10	. CONTACT BREAKER ASS'Y ..	1		
14- 8	110-81346-20	. SCREW, panhead .....	1		
14- 9	92901-04100	. WASHER, spring .....	1		
14-10	92901-04200	. WASHER, plain .....	1		
14-11	207-81326-10	. CONDENSER .....	1		
14-12	207-81331-10	. LUBRICATOR .....	1		
14-13	165-81145-21	. SCREW, panhead .....	1		
14-14	92901-04100	. WASHER, spring .....	1		
14-15	363-85528-10	. CALMP, lead .....	1		
14-16	165-81145-21	. SCREW, panhead .....	1		
14-17	92501-06018	SCREW, panhead .....	3		
14-18	92901-06100	WASHER, spring .....	3		
14-19	92901-06200	WASHER, plain .....	3		
14-20	168-83936-01	BAND, switch cord .....	1		

# CHASSIS



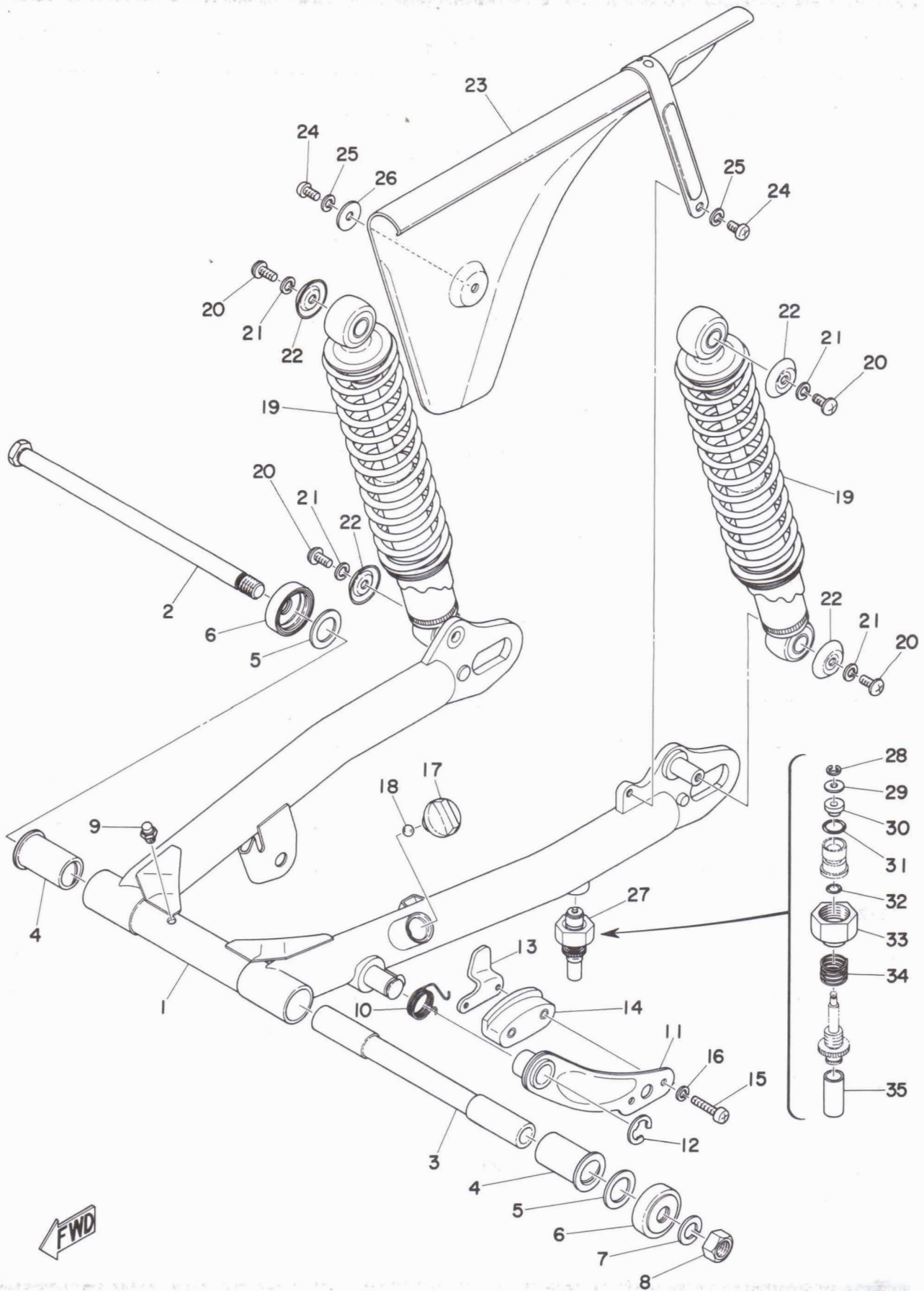
Fig. 15 FRAME · SIDE COVER



# FRAME · SIDE COVER

Ref. No.	Parts No.	Description	Q'ty	Applicable Machine No.	Remarks
15- 1	434-21110-00-35	FRAME COMP. ....	1		Silver
15- 2	90109-10214	BOLT, engine mounting 1 ....	1		
15- 3	90109-10215	BOLT, engine mounting 2 ....	2		
15- 4	90185-10035	NUT U .....	3		
15- 5	92901-10100	WASHER, spring .....	3		
15- 6	434-28171-00	COVER, tool box .....	1		
15- 7	434-28172-00	KNOB, tool box .....	1		
15- 8	90501-10187	SPRING .....	1		
15- 9	136-21713-00	NUT, latch clamp .....	1		
15-10	91401-30040	PIN, cotter .....	1		
15-11	434-28100-10	TOOL ASS'Y .....	1		
15-12	434-21240-01	AIR CLEANER BOX COMP. ....	1		
15-13	91201-06015	BOLT .....	3		
15-14	92901-06100	WASHER, spring .....	3		
15-15	90201-06339	WASEHR, special .....	3		
15-16	434-21746-00	SEAL, box .....	1		
15-17	170-24312-00	PIPE, fuel (6-170) .....	1		
15-18	434-21471-01-35	PROTECTOR, engine .....	1		Silver
15-19	97103-08018	BOLT .....	4		
15-20	92901-08100	WASHER, spring .....	4		
15-21	92901-08200	WASHER, plain .....	4		
15-22	434-21711-00-26	COVER, side left .....	1		Competition Yellow
15-23	434-21787-00	EMBLEM, trial .....	1		
15-24	371-21714-00	KNOB, side cover .....	1		
15-25	371-21747-00	DAMPER, side cover 2 .....	1		
12-26	90480-12053	DAMPER, side cover .....	2		

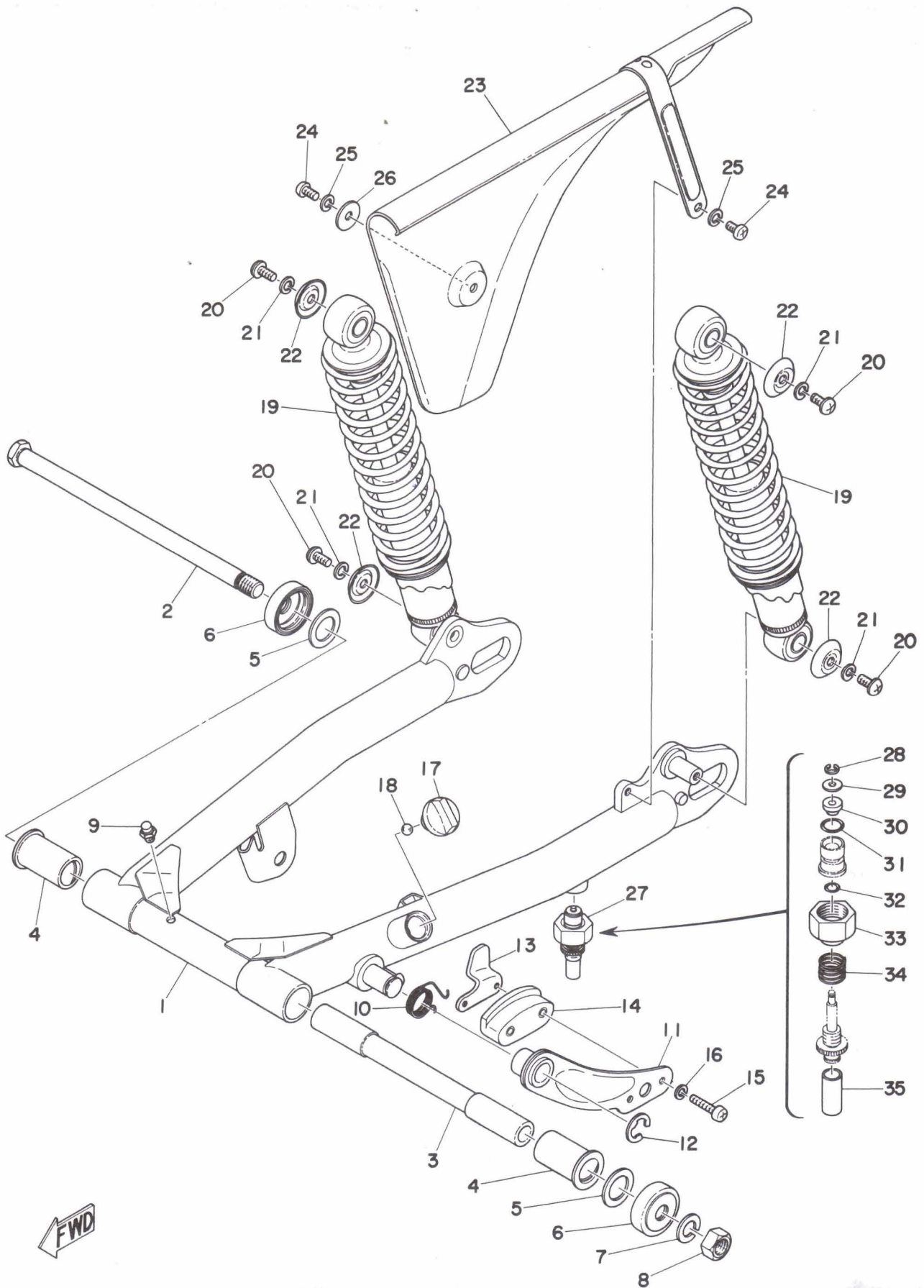
Fig. 16 REAR ARM · REAR CUSHION · CHAIN CASE



# REAR ARM · REAR CUSHION · CHAIN CASE

Ref. No.	Parts No.	Description	Q'ty	Applicable Machine No.	Remarks
16- 1	434-22110-01-35	REAR ARM COMP. ....	1		Silver
16- 2	434-22141-00	SHAFT, pivot .....	1		
16- 3	434-22124-00	BUSHING 2 .....	1		
16- 4	401-22123-00	BUSHING 1 .....	2		
16- 5	401-22127-00	SHIM .....	U.N		
16- 6	401-22128-00	COVER, thrust .....	2		
16- 7	92901-12100	WASHER, spring .....	1		
16- 8	90170-12132	NUT, special .....	1		
16- 9	93700-06005	NIPPLE, grease .....	1		
16-10	90508-29140	SPRING, tensioner .....	1		
16-11	434-22179-00-93	ARM, tensioner . ....	1		
16-12	93430-10015	CIRCLIP (E-10) .....	1		
16-13	434-22153-00-93	GUARD, chain .....	1		
16-14	434-22157-00	TENSIONER .....	1		
16-15	98501-05025	SCREW, panhead .....	2		
16-16	92901-05100	WASHER, spring .....	2		
16-17	434-21815-01	CAP .....	1		
16-18	288-24684-00	BALL .....	1		
16-19	434-22210-00	REAR CUSHION ASS'Y .....	2		
16-20	91901-06012	SCREW, bind .....	4		
16-21	92901-06100	WASHER, spring .....	4		
16-22	90207-06009	WASHER, rear cushion .....	4		
16-23	434-23311-00-35	CHAIN CASE, half .....	1		Silver
16-24	98501-06010	SCREW, panhead .....	2		
16-25	92901-06100	WASHER, spring .....	2		
16-26	116-28324-00	WASHER, leg shield .....	1		
16-27	434-22280-01	CHAIN OILER ASS'Y .....	1		
16-28	93430-02001	. CIRCLIP .....	1		

Fig. 16 REAR ARM · REAR CUSHION · CHAIN CASE

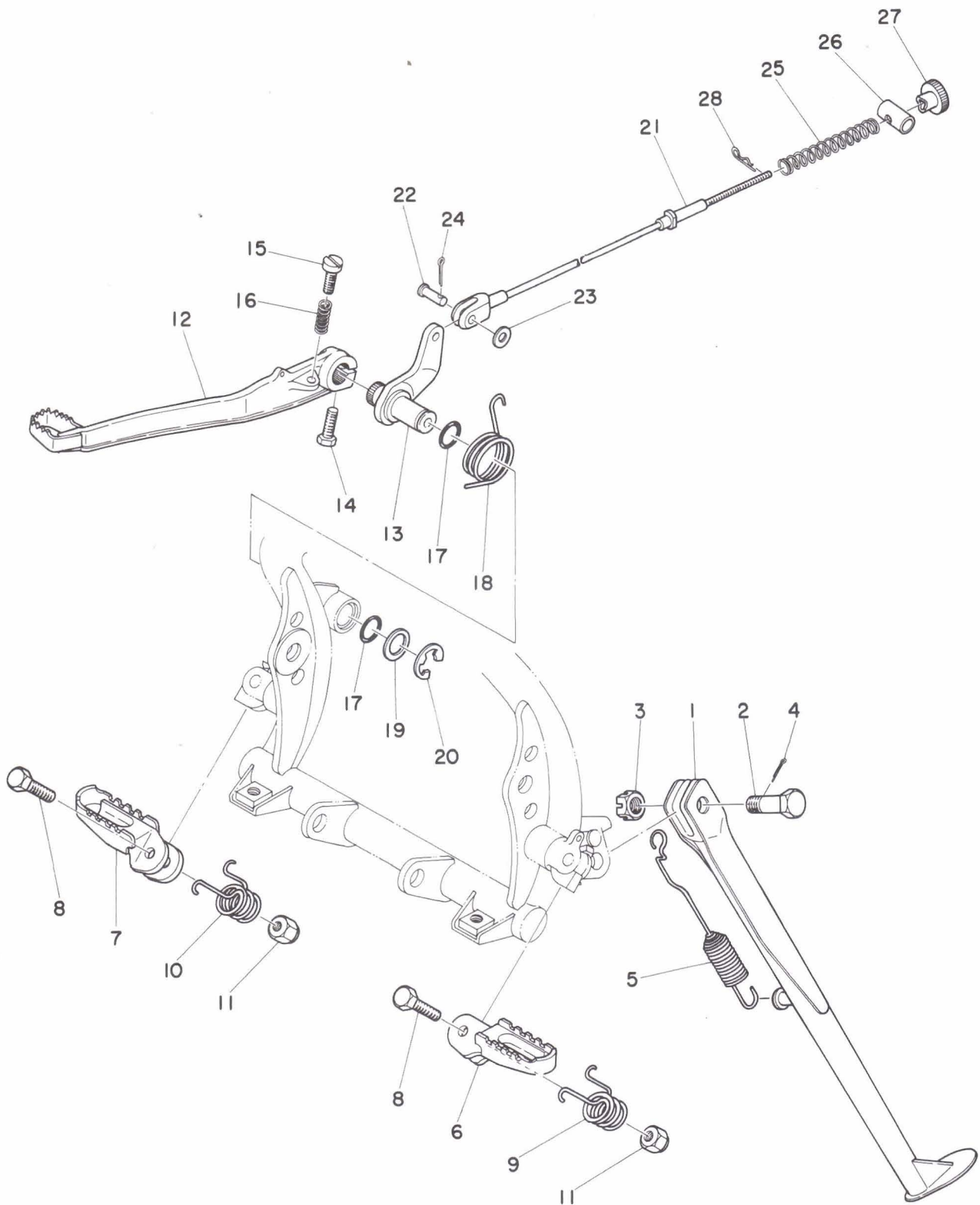




# REAR ARM · REAR CUSHION · CHAIN CASE

Ref. No.	Parts No.	Description	Q'ty	Applicable Machine No.	Remarks
16-29	92901-03200	. WASHER, plain .....	1		
16-30	434-22283-00	. VALVE, chain oiler .....	1		
16-31	93210-09091	. O-RING .....	1		
16-32	93210-05098	. O-RING .....	1		
16-33	434-22281-00	. NUT, chain oiler .....	1		
16-34	434-22286-00	. SPRING, chain oiler .....	1		
16-35	434-22285-00	. TUBE, chain oiler .....	1		

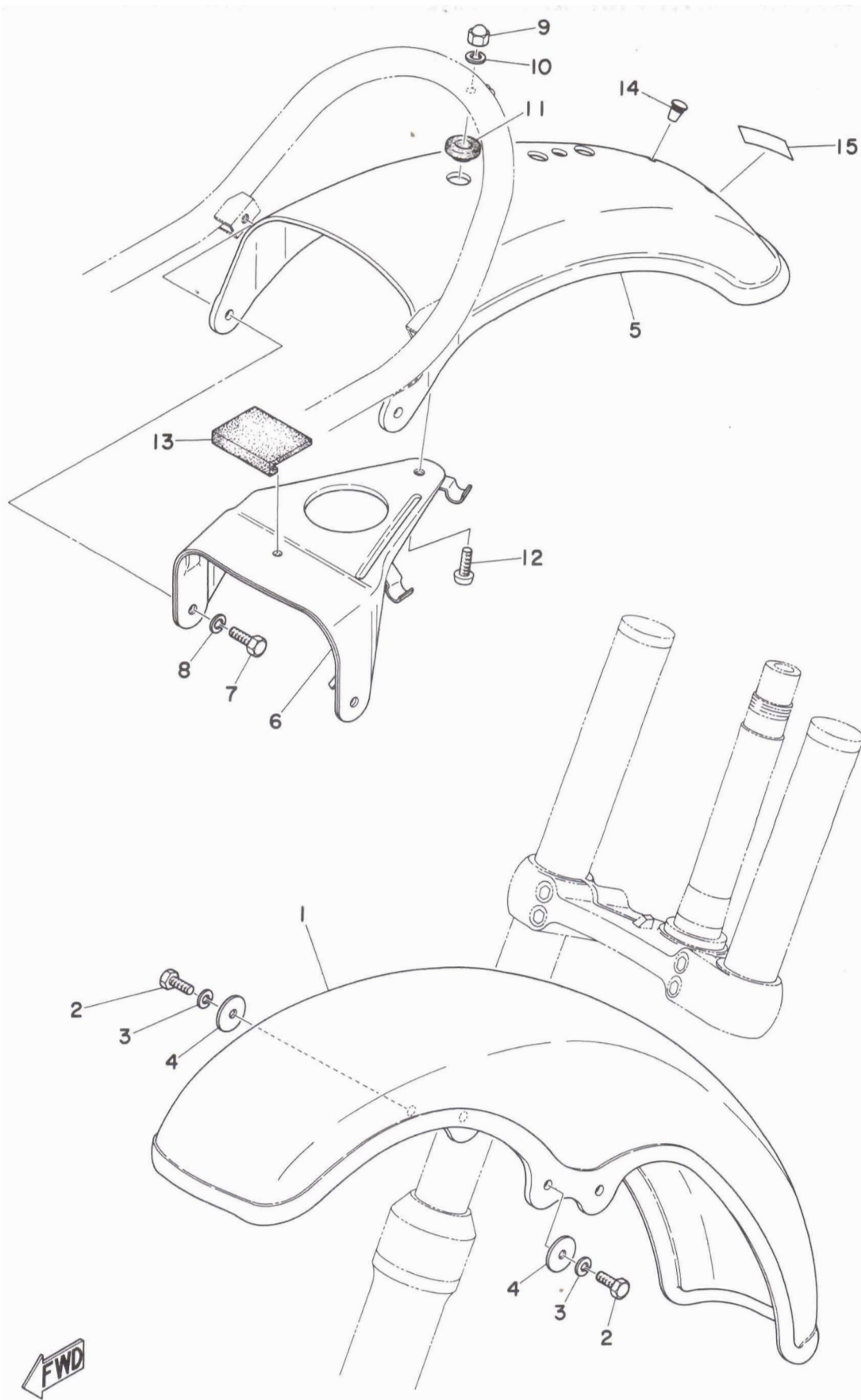
Fig. 17 STAND · FOOTREST · BRAKE PEDAL



# STAND · FOOTREST · BRAKE PEDAL

Ref. No.	Parts No.	Description	Q'ty	Applicable Machine No.	Remarks
17- 1	434-27311-00	STAND, side .....	1		
17- 2	278-27317-00	BOLT .....	1		
17- 3	92803-10500	NUT, slotted .....	1		
17- 4	91401-20025	PIN, cotter .....	1		
17- 5	90507-29008	SPRING .....	1		
17- 6	434-27411-00	FOOTREST, left .....	1		
17- 7	434-27412-00	FOOTREST, right .....	1		
17- 8	172-27416-00	BOLT .....	2		
17- 9	90508-26138	SPRING, return left .....	1		
17-10	90508-26139	SPRING, return right .....	1		
17-11	322-23453-00	NUT .....	2		
17-12	434-27211-01-93	PEDAL, brake .....	1		
17-13	434-27212-01	SHAFT, brake .....	1		
17-14	91203-06018	BOLT .....	1		
17-15	92301-06020	SCREW, cylinder head .....	1		
17-16	90501-10186	SPRING .....	1		
17-17	93210-14106	O-RING (A-1.9-14) .....	2		
17-18	90508-35145	SPRING, return .....	1		
17-19	90201-14411	WASHER, plain .....	1		
17-20	93430-12009	CIRCLIP (E-12) .....	1		
17-21	434-26351-00	WIRE, brake rear .....	1		
17-22	248-27228-00	PIN, link joint .....	1		
17-23	92901-06200	WASHER, plain .....	1		
17-24	91401-25012	PIN, cotter .....	1		
17-25	294-27236-00	SPRING, wire return .....	1		
17-26	431-27237-00	PIN, clevis .....	1		
17-27	90179-06006	NUT, adjusting .....	1		
17-28	156-83525-00	CLIP .....	1		

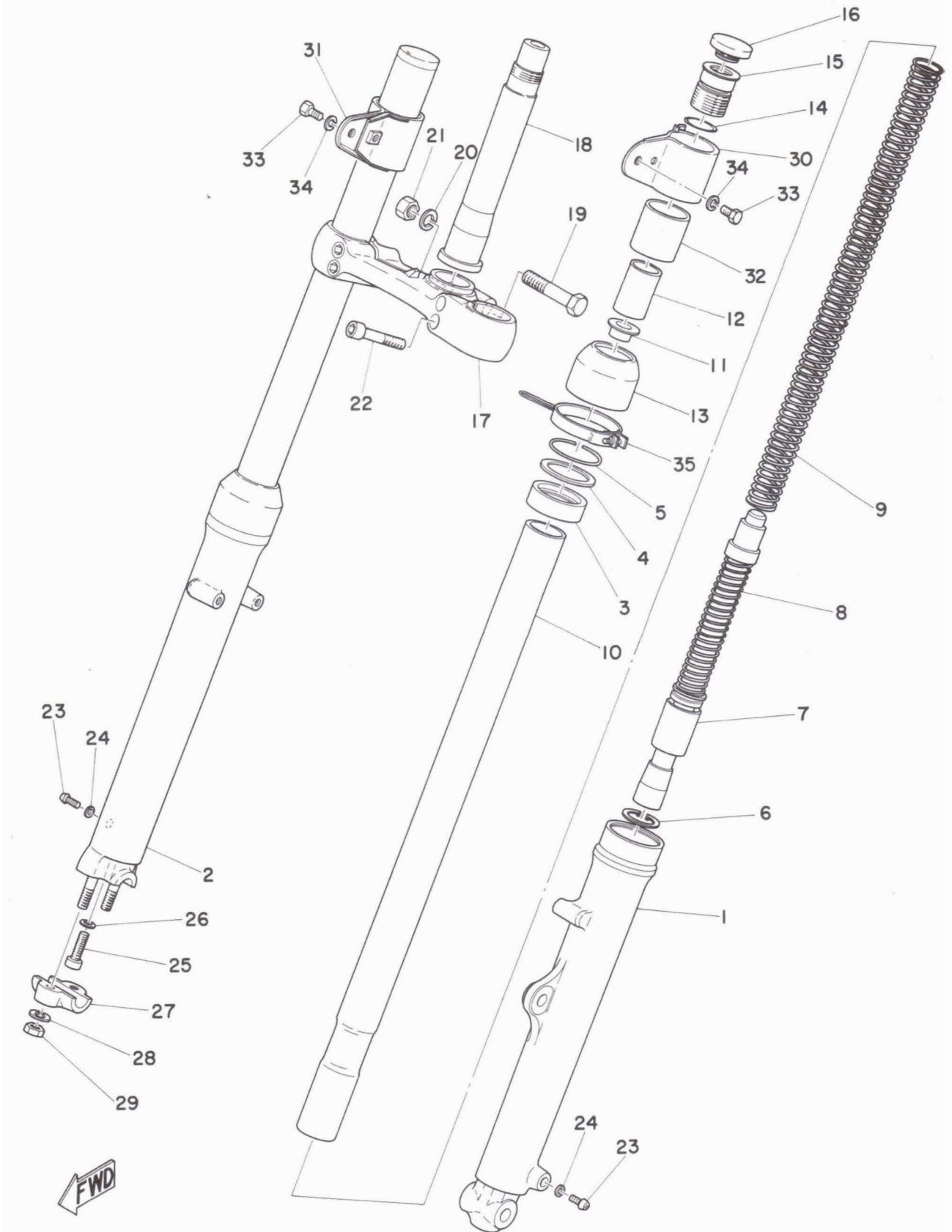
Fig. 18 FRONT FENDER · REAR FENDER



## FRONT FENDER · REAR FENDER

Ref. No.	Parts No.	Description	Q'ty	Applicable Machine No.	Remarks
18- 1	434-21511-01-Y6	FENDER, front .....	1		Toba Pearl
18- 2	91201-06015	BOLT .....	4		
18- 3	92901-06100	WASHER, spring .....	4		
18- 4	90201-06339	WASHER, special .....	4		
18- 5	434-21611-00-Y6	FENDER, rear .....	1		Toba Pearl
18- 6	434-21617-00	BRACKET, fender .....	1		
18- 7	91201-06018	BOLT .....	2		
18- 8	92901-06100	WASHER, spring .....	2		
18- 9	98801-06700	NUT, crown .....	1		
18-10	92901-06100	WASHER, spring .....	1		
18-11	322-21541-00	DAMPER, fender .....	1		
18-12	98501-06015	SCREW, panhead .....	1		
18-13	434-21638-00	DAMPER, rear fender .....	1		
18-14	90338-06018	PLUG, blind .....	2		
18-15	367-21659-00	LABEL, warning .....	1		

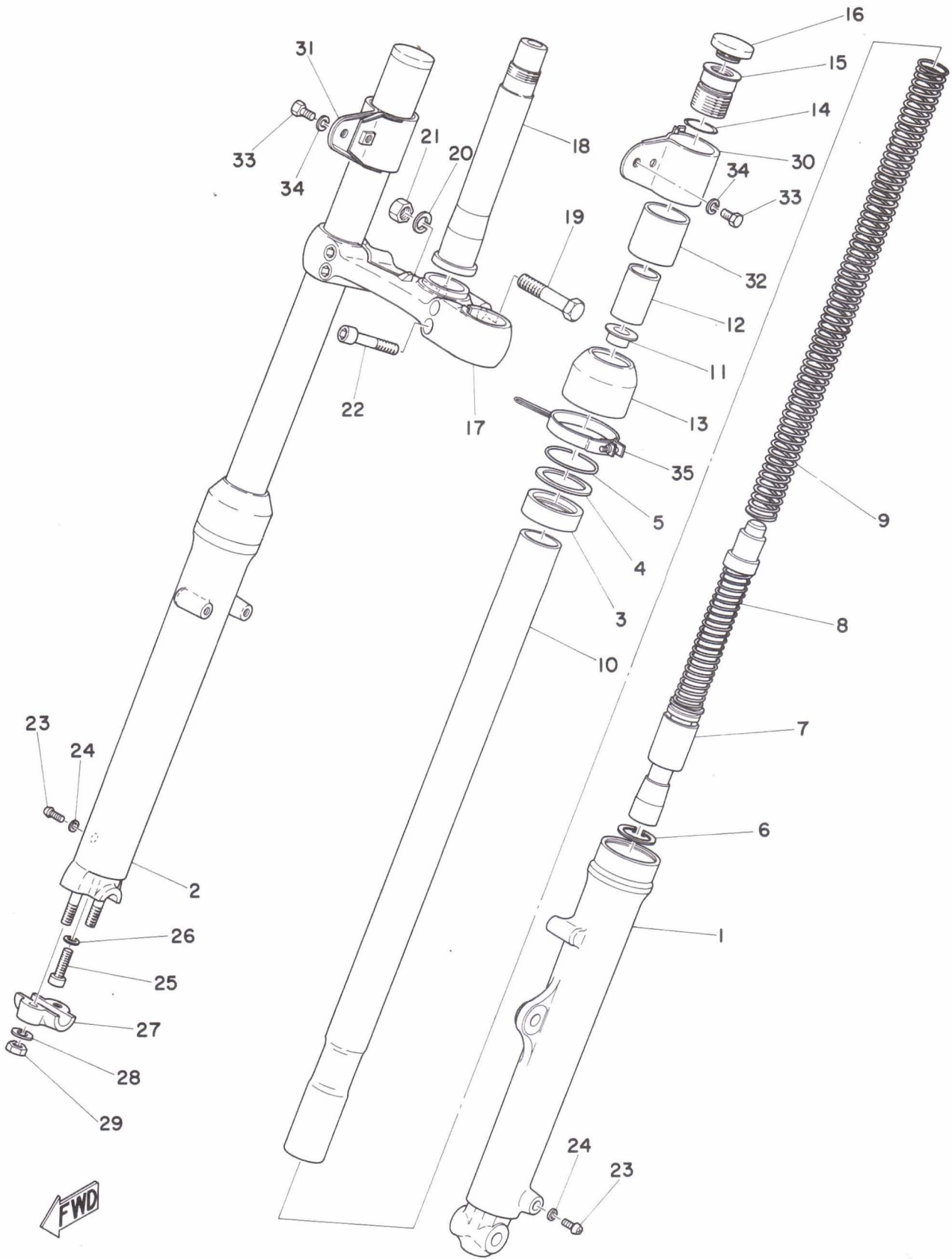
Fig. 19 FRONT FORK



# FRONT FORK

Ref. No.	Parts No.	Description	Q'ty	Applicable Machine No.	Remarks
19- 0-1	434-23101-00	FRONT FORK ASS'Y .....	1		
19- 1	434-23126-00	. TUBE, outer left .....	1		
19- 2	434-23136-00	. TUBE, outer right .....	1		
19- 3	278-23145-50	. . OIL SEAL .....	2		
19- 4	214-23146-00	. WASHER, oil seal .....	2		
19- 5	214-23156-00	. . CLIP, oil seal .....	2		
19- 6	93450-30029	. CLIP .....	2		
19- 7	434-23171-00	. PISTON .....	2		
19- 8	434-23170-00	. CYLINDER COMP. ....	2		
19- 9	434-23141-00	. SPRING, fork .....	2		
19-10	434-23124-00	. TUBE, inner .....	2		
19-11	278-23142-50	. SEAT, spring upper .....	2		
19-12	214-23118-00	. SPACER .....	2		
19-13	292-23144-00	. SEAL, dust .....	2		
19-14	214-23114-00	. O-RING .....	2		
19-15	341-23111-5	. BOLT, cap .....	2		
19-16	371-23168-60	. CAP .....	2		
19-17	434-23345-00	. BRACKET, under .....	1		
19-18	434-23341-00	. SHAFT, steering .....	1		
19-19	322-23356-00	. BOLT .....	1		
19-20	92901-10100	. WASHER, spring .....	1		
19-21	322-23357-00	. NUT .....	1		
19-22	322-23346-00	. BOLT, under bracket .....	4		
19-23	122-23119-01	. PLUG, drain .....	2		
19-24	122-23129-00	. GASKET, drain plug .....	2		
19-25	278-23181-50	. BOLT .....	2		
19-26	278-23158-50	. PACKING .....	2		
19-27	315-23167-50	. HOLDER .....	1		

Fig. 19 FRONT FORK

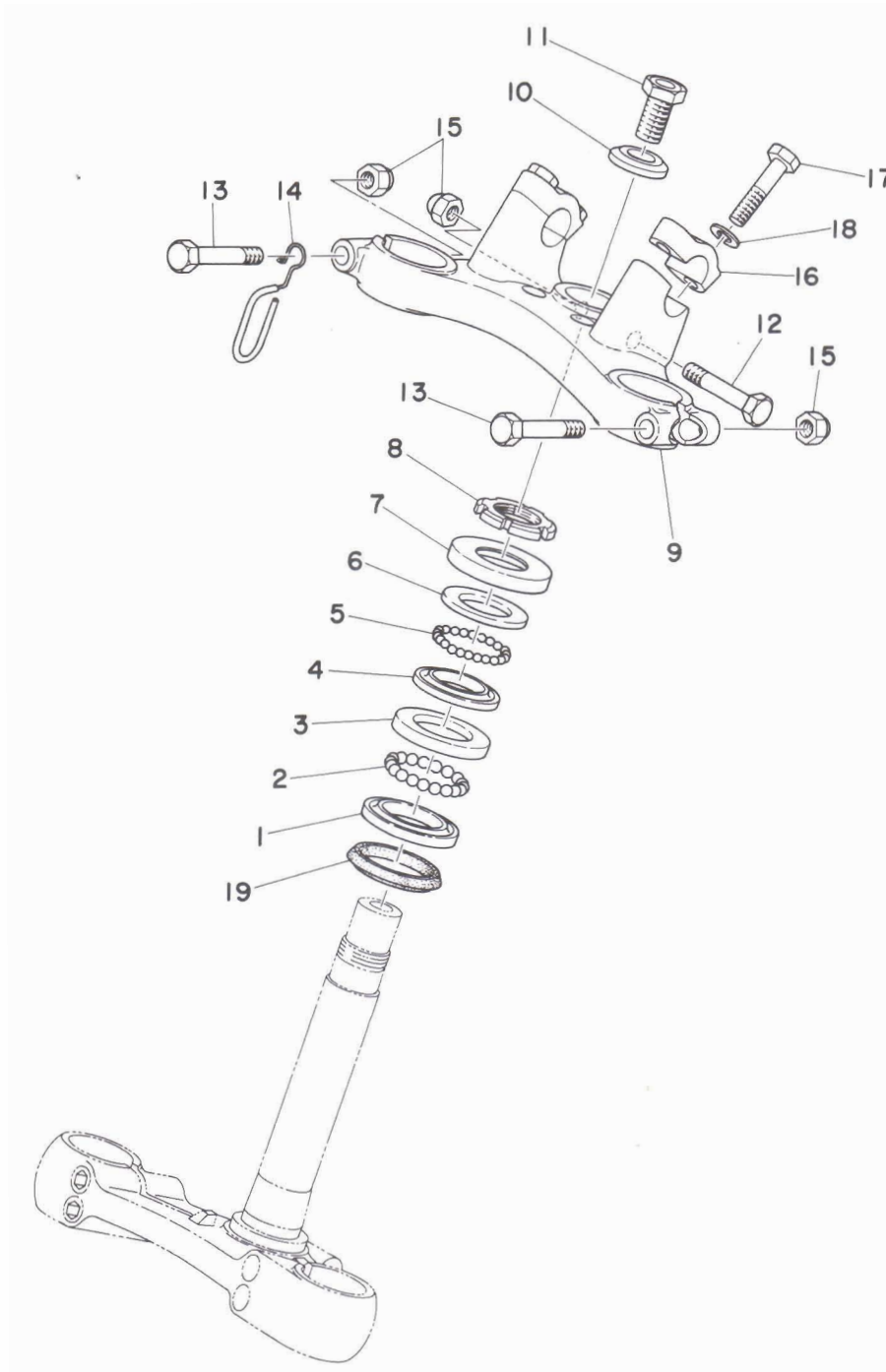




# FRONT FORK

Ref. No.	Parts No.	Description	Q'ty	Applicable Machine No.	Remarks
19-28	92901-08100	. WASHER, spring .....	2		
19-29	98801-08100	. NUT .....	2		
19-30	434-23121-01-93	COVER, upper left .....	1		
19-31	434-23131-01-93	COVER, upper right .....	1		
19-32	434-23163-00	PACKING .....	2		
19-33	91203-06012	BOLT .....	2		
19-34	92901-06100	WASHER, spring .....	2		
19-35	322-23318-00	HOLDER, wire .....	1		

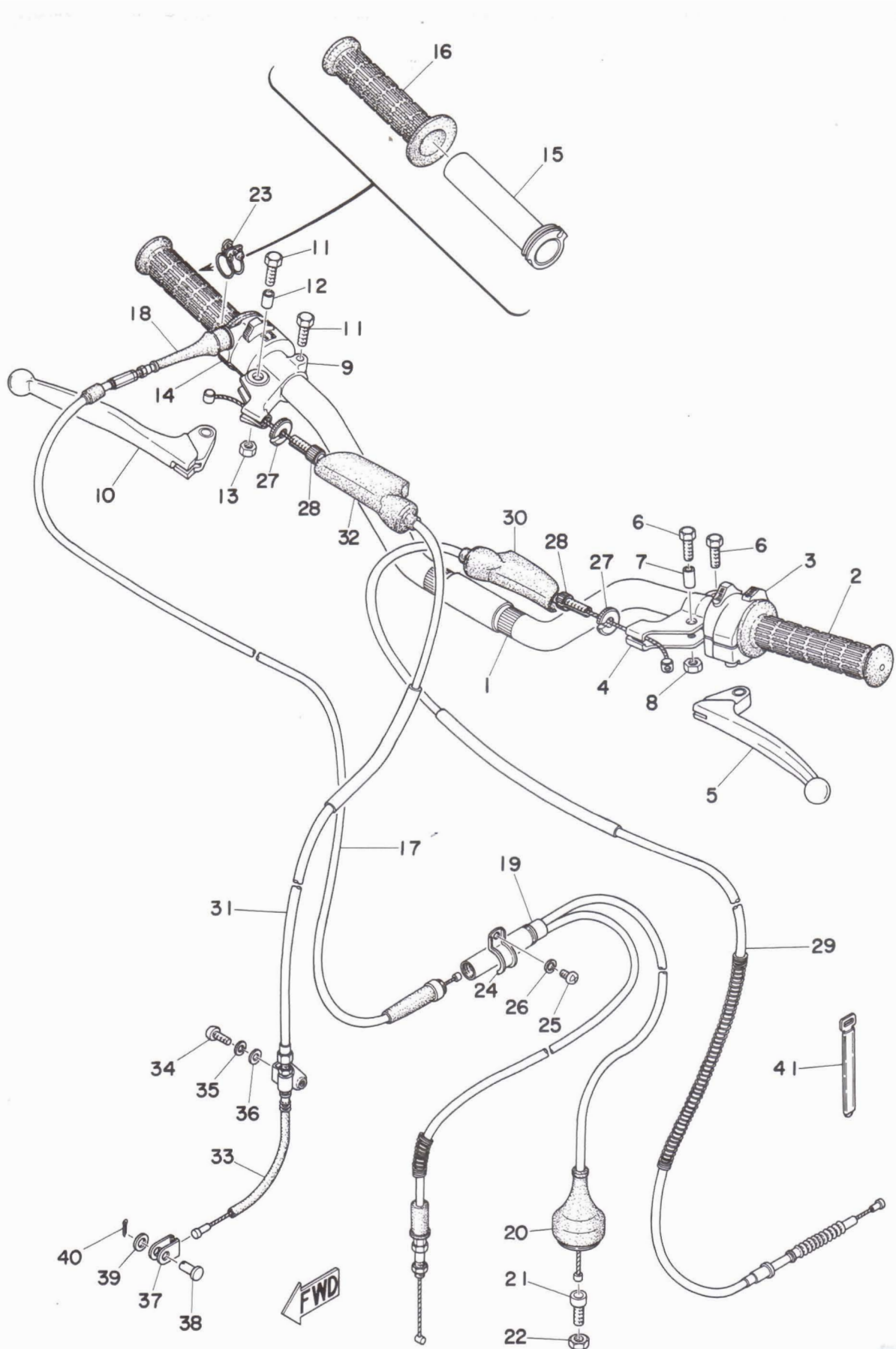
Fig. 20 STEERING



# STEERING

Ref. No.	Parts No.	Description	Q'ty	Applicable Machine No.	Remarks
20- 1	156-23411-00	RACE, ball 1 .....	1		
20- 2	93501-04011	BALL (1/4 inch) .....	19		
20- 3	156-23412-00	RACE, ball 2 .....	1		
20- 4	122-23412-00	RACE, ball 2 .....	1		
20- 5	93503-16010	BALL (3/16 inch) .....	22		
20- 6	122-23411-00	RACE, ball 1 .....	1		
20- 7	122-23416-00	COVER, ball race .....	1		
20- 8	137-23454-00	NUT, fitting .....	1		
20- 9	434-23435-00	CROWN, handle .....	1		
20-10	214-23443-00	WASHER, crown .....	1		
20-11	90109-14235	BOLT, steering fitting .....	1		
20-12	90101-08191	BOLT, handle crown .....	1		
20-13	90101-08133	BOLT, handle crown .....	2		
20-14	434-23319-00	HOLDER, wire .....	1		
20-15	90185-08039	NUT U .....	3		
20-16	401-23441-00-38	HOLDER, handle upper .....	2		
20-17	90101-08131	BOLT, fitting .....	4		
20-18	92901-08100	WASHER, spring .....	4		
20-19	164-23462-00	SEAL, dust .....	1		

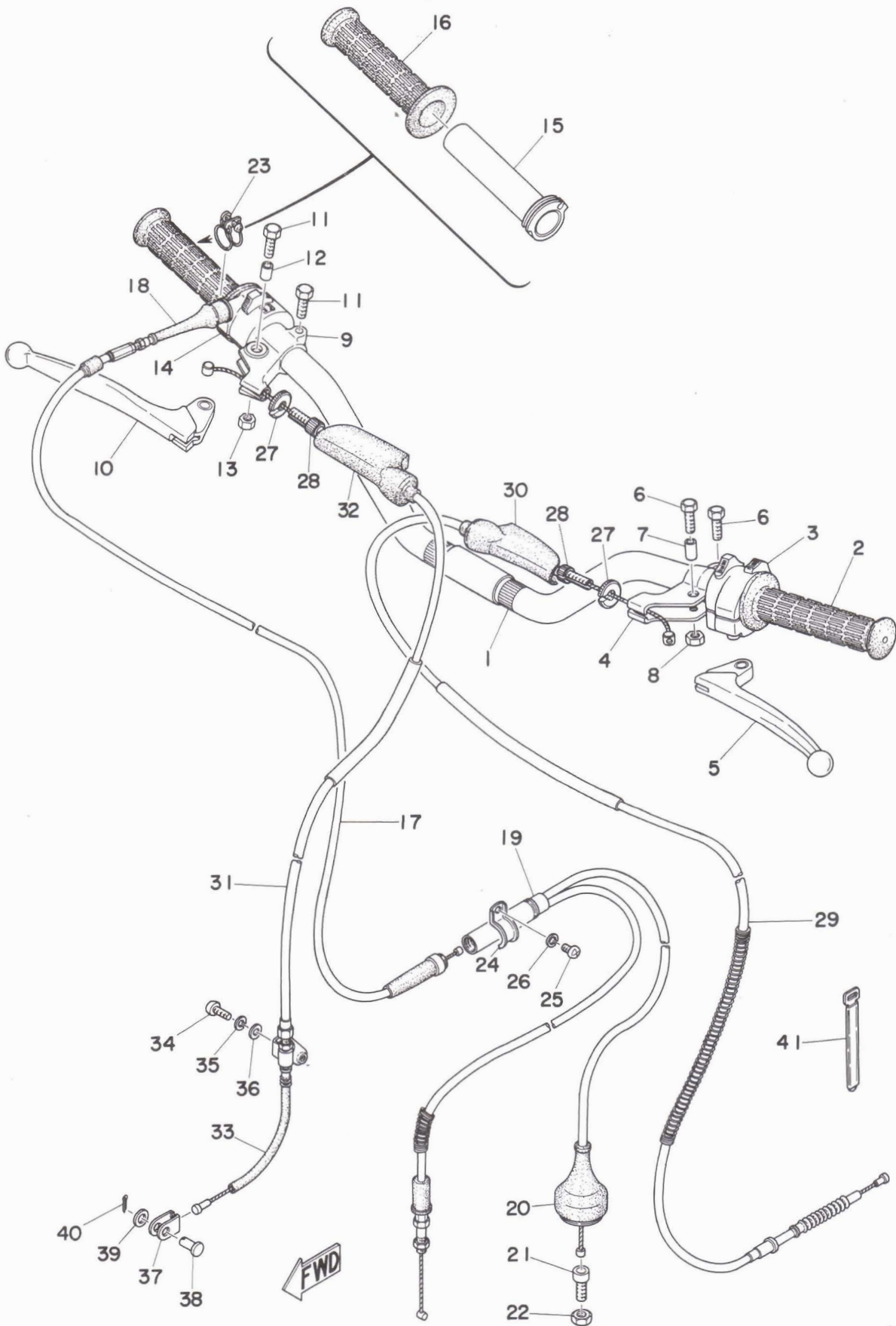
Fig. 21 HANDLE · WIRE



# HANDLE · WIRE

Ref. No.	Parts No.	Description	Q'ty	Applicable Machine No.	Remarks
21- 1	434-26111-00	HANDLE .....	1		
21- 2	341-26241-00	GRIP, left .....	1		
21- 3	434-83975-00	SWITCH, handle 2 .....	1		
21- 0-1	214-82910-03	LEVER HOLDER ASS'Y, left ...	1		
21- 4	214-82911-01	. HOLDER, lever left .....	1		
21- 5	214-83912-01	. LEVER, left .....	1		
21- 6	91203-06020	. BOLT .....	2		
21- 7	214-83913-00	. COLLAR, lever .....	1		
21- 8	92801-06100	. NUT .....	1		
21- 0-2	233-82920-33	LEVER HOLDER ASS'Y, right ...	1		
21- 9	233-82921-31	. HOLDER, lever right .....	1		
21-10	214-83922-01	. LEVER, right .....	1		
21-11	91203-06020	. BOLT .....	2		
21-12	214-83913-00	. COLLAR, lever .....	1		
21-13	92801-06100	. NUT .....	1		
21-14	434-83976-00	SWITCH, handle 1 right .....	1		
21-15	434-26243-10	TUBE, guide .....	1		
21-16	341-26242-01	GRIP, right .....	1		
21-17	434-26311-00	WIRE, throttle 1 .....	1		
21-18	322-26316-00	. BOOT, throttle .....	1		
21-19	434-26312-00	WIRE, throttle 2 .....	1		
21-20	401-26329-00	. CAP, rubber .....	1		
21-21	322-26343-00	. JOINT, wire .....	1		
21-22	322-26319-00	. NUT, lock .....	1		
21-23	322-26393-00	HOLDER, wire guide .....	1		
21-24	363-26393-00	HOLDER .....	1		
21-25	92501-06010	SCREW, panhead .....	1		
21-26	92901-06100	WASHER, spring .....	1		

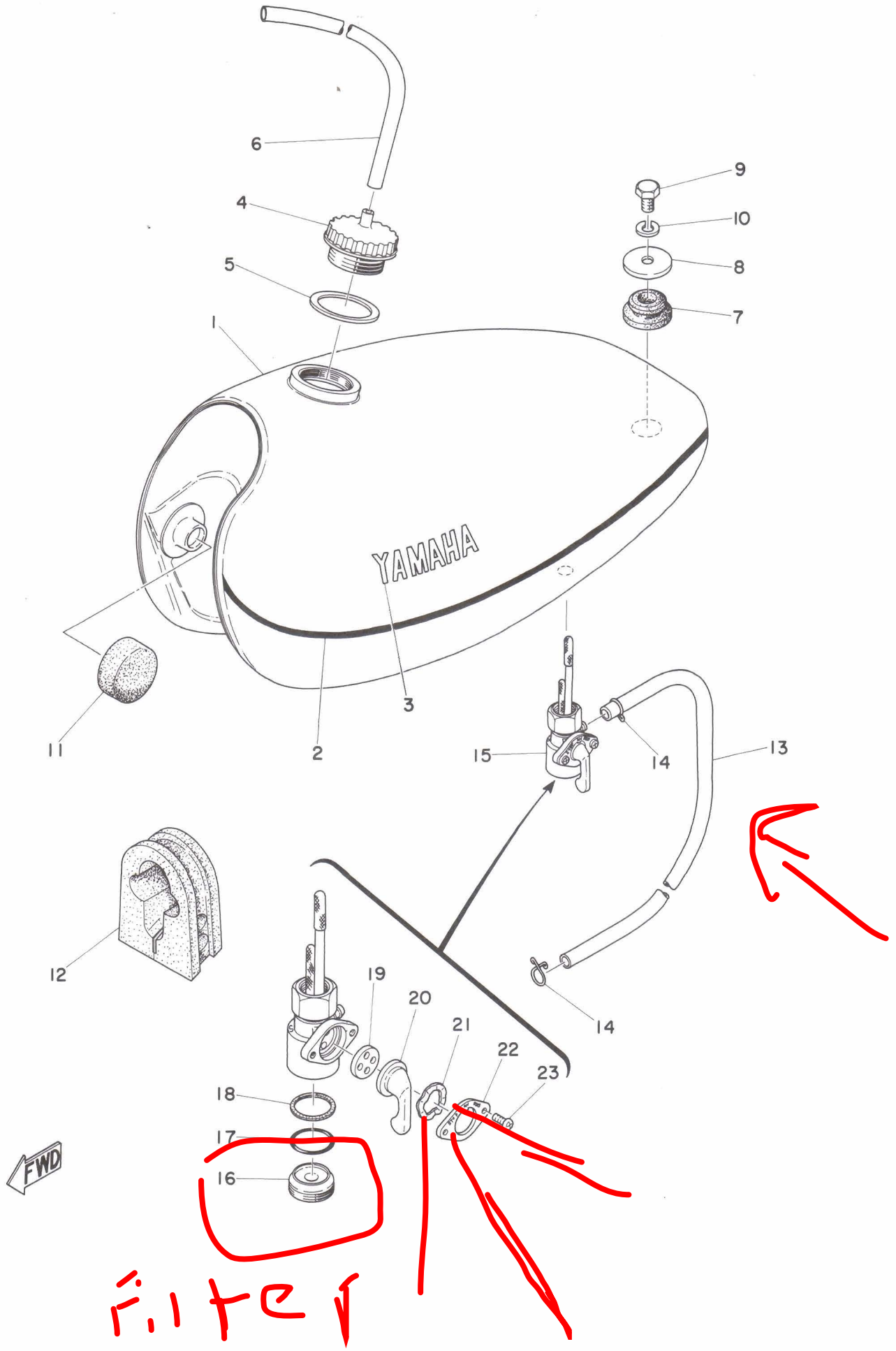
Fig. 21 HANDLE · WIRE



# HANDLE · WIRE

Ref. No.	Parts No.	Description	Q'ty	Applicable Machine No.	Remarks
21-27	322-26344-00	NUT, wire adjusting .....	2		
21-28	90123-08046	BOLT, wire adjusting .....	2		
21-29	434-26335-02	WIRE, clutch .....	1		
21-30	382-26372-01	. COVER, lever .....	1		
21-31	434-26341-02	WIRE, brake front .....	1		
21-32	382-26372-01	. COVER, lever .....	1		
21-33	434-26342-01	BOOT, wire .....	1		
21-34	98501-06015	SCREW, panhead .....	1		
21-35	92901-06100	WASHER, spring .....	1		
21-36	92901-06200	WASHER, plain .....	1		
21-37	156-26347-00	JOINT, wire .....	1		
21-38	156-27229-00	PIN, link joint .....	1		
21-39	156-27226-00	WASHER, pedal link .....	1		
21-40	91401-20012	PIN, cotter .....	1		
21-41	168-83936-00	BAND, switch cord .....	1		

Fig. 22 FUEL TANK

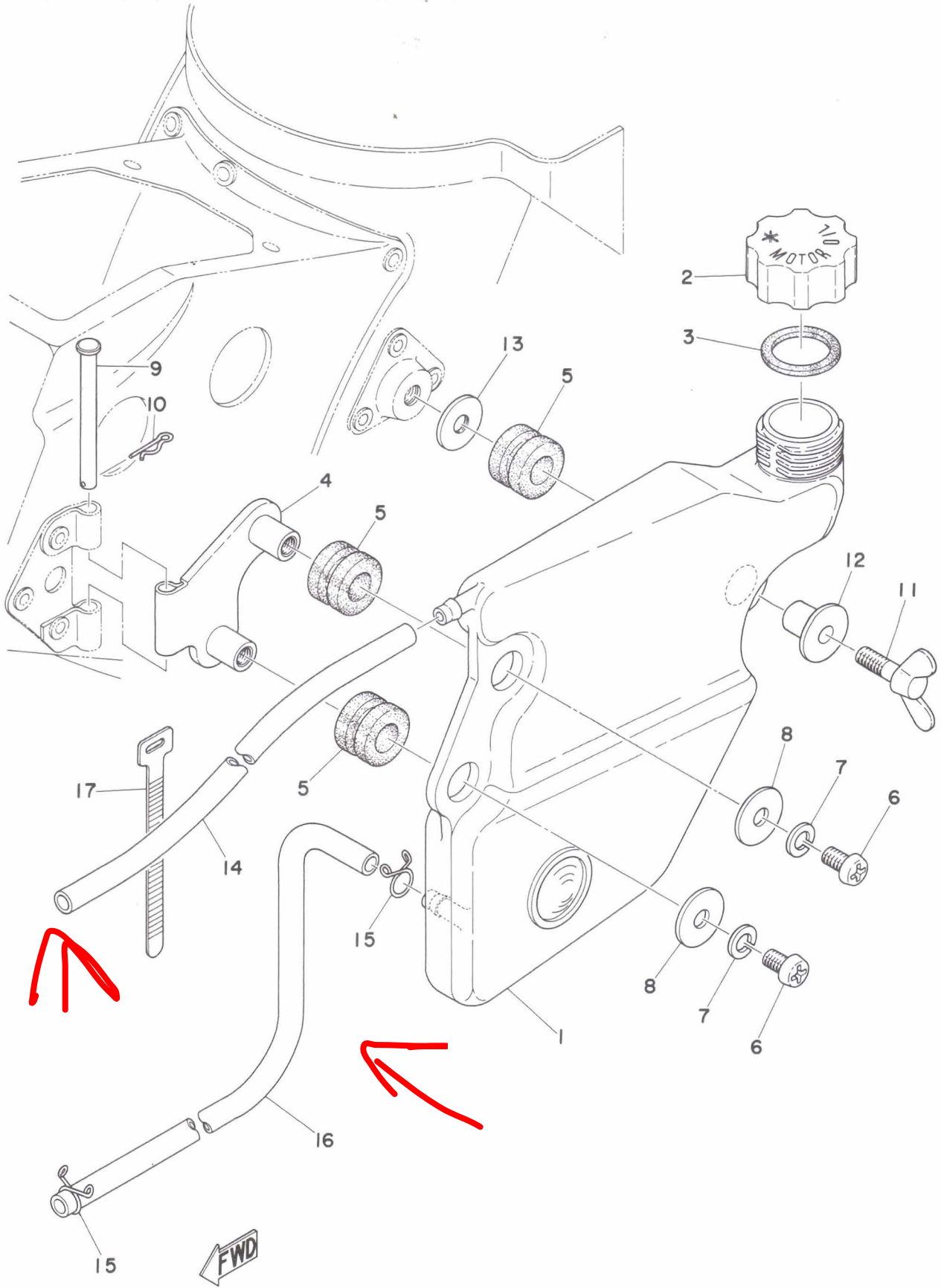




# FUEL TANK

Ref. No.	Parts No.	Description	Q'ty	Applicable Machine No.	Remarks
22- 1	434-24110-00-01	FUEL TANK COMP. ....	1		Toba Pearl
22- 2	434-24244-00	. GRAPHIC, fuel tank .....	2		
22- 3	322-24161-00	. EMBLEM, fuel tank .....	2		
22- 4	322-24611-00	BODY, cap .....	1		
22- 5	322-24612-00	PACKING, cap .....	1		
22- 6	617-24316-00	PIPE, 6 (5-160) .....	1		
22- 7	<u>90480-22054</u>	<u>DAMPER, fuel tank</u> .....	1		
22- 8	341-83348-00	WASHER, special 2 .....	1		
22- 9	97201-08015	BOLT .....	1		
22-10	92901-08100	WASHER, spring .....	1		
22-11	156-24181-00	DAMPER, locating .....	2		
22-12	434-24183-00	DAMPER, locating .....	1		
22-13	219-24311-00	PIPE, fuel (5-430) .....	1		
22-14	810-24356-00	CLIP, pipe ....	2		
22-15	434-24500-00	FUEL COCK ASS'Y .....	1		
22-16	434-24521-00	. CUP, filter .....	1		
22-17	132-24522-00	. O-RING .....	1		
22-18	434-24576-00	. GASKET, filter .....	1		
22-19	137-24523-00	. VALVE .....	1		
22-20	168-24524-00	. LEVER, cock .....	1		
22-21	132-24518-00	. WASHER, wave .....	1		
22-22	132-24525-00	. PLATE, lever fitting .....	1		
22-23	98501-03005	. SCREW, panhead .....	2		

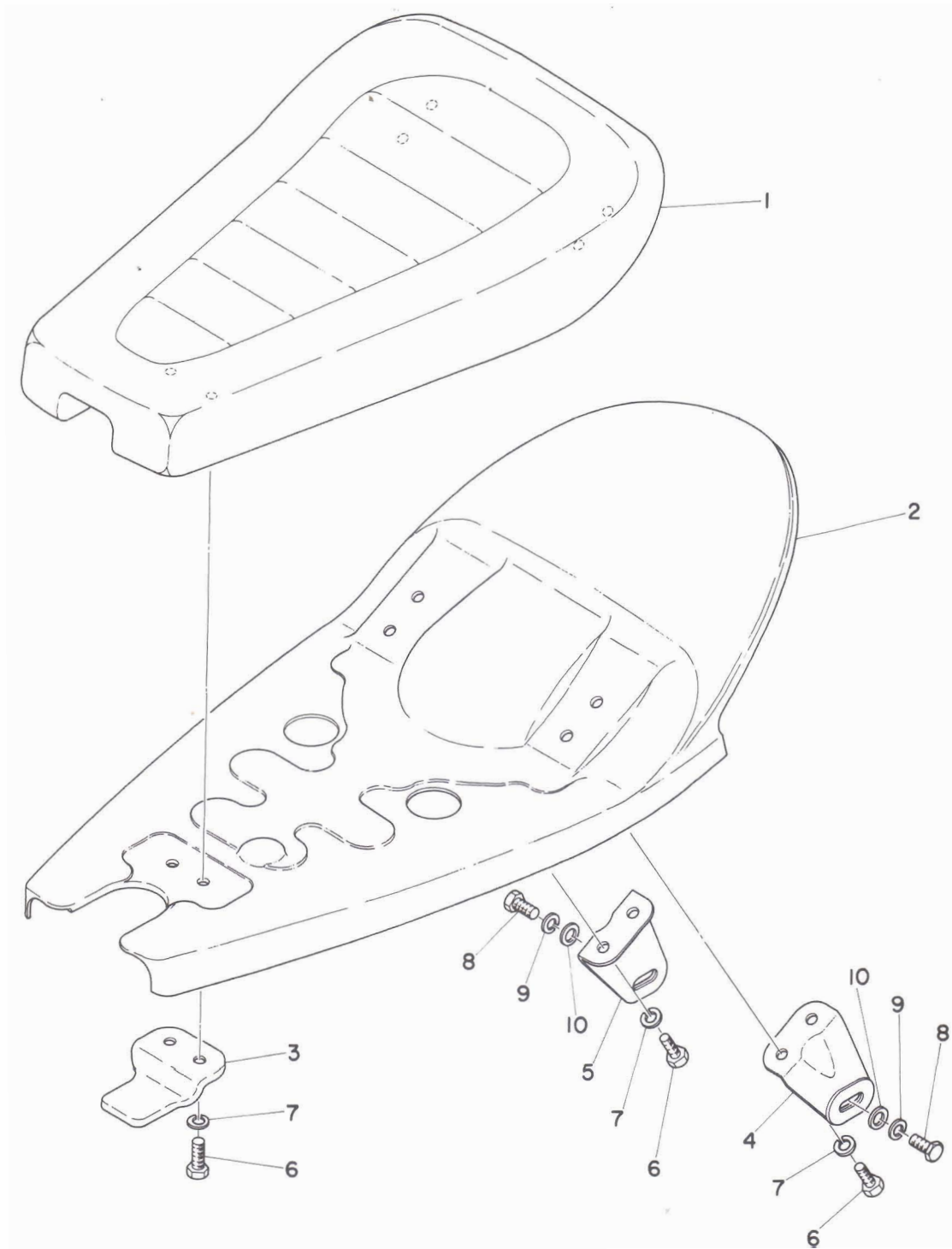
Fig. 23 OIL TANK



# OIL TANK

Ref. No.	Parts No.	Description	Q'ty	Applicable Machine No.	Remarks
23- 1	434-21751-00	TANK, oil .....	1		
23- 2	434-21771-00	BODY, cap .....	1		
23- 3	90430-19067	GASKET, cap .....	1		
23- 4	434-21797-01	HINGE 2 .....	1		
23- 5	214-21717-00	DAMPER, battery box .....	3		
23- 6	98501-06010	SCREW, panhead .....	2		
23- 7	92901-06100	WASHER, spring .....	2		
23- 8	90201-06339	WASHER, special .....	2		
23- 9	91501-05055	PIN, clevis .....	1		
23-10	156-83525-00	CLIP .....	1		
23-11	90122-06001	BOLT, tank fitting .....	1		
23-12	322-21544-00	COLLAR, fender .....	1		
23-13	90179-06013	NUT, latch clamp .....	1		
23-14	604-24312-00	PIPE, fuel (5-660) .....	1		
23-15	143-24356-00	CLIP, pipe .....	2		
23-16	90445-09116	PIPE, oil (5-500) .....	1		
23-17	256-83936-00	BAND, switch cord .....	1		

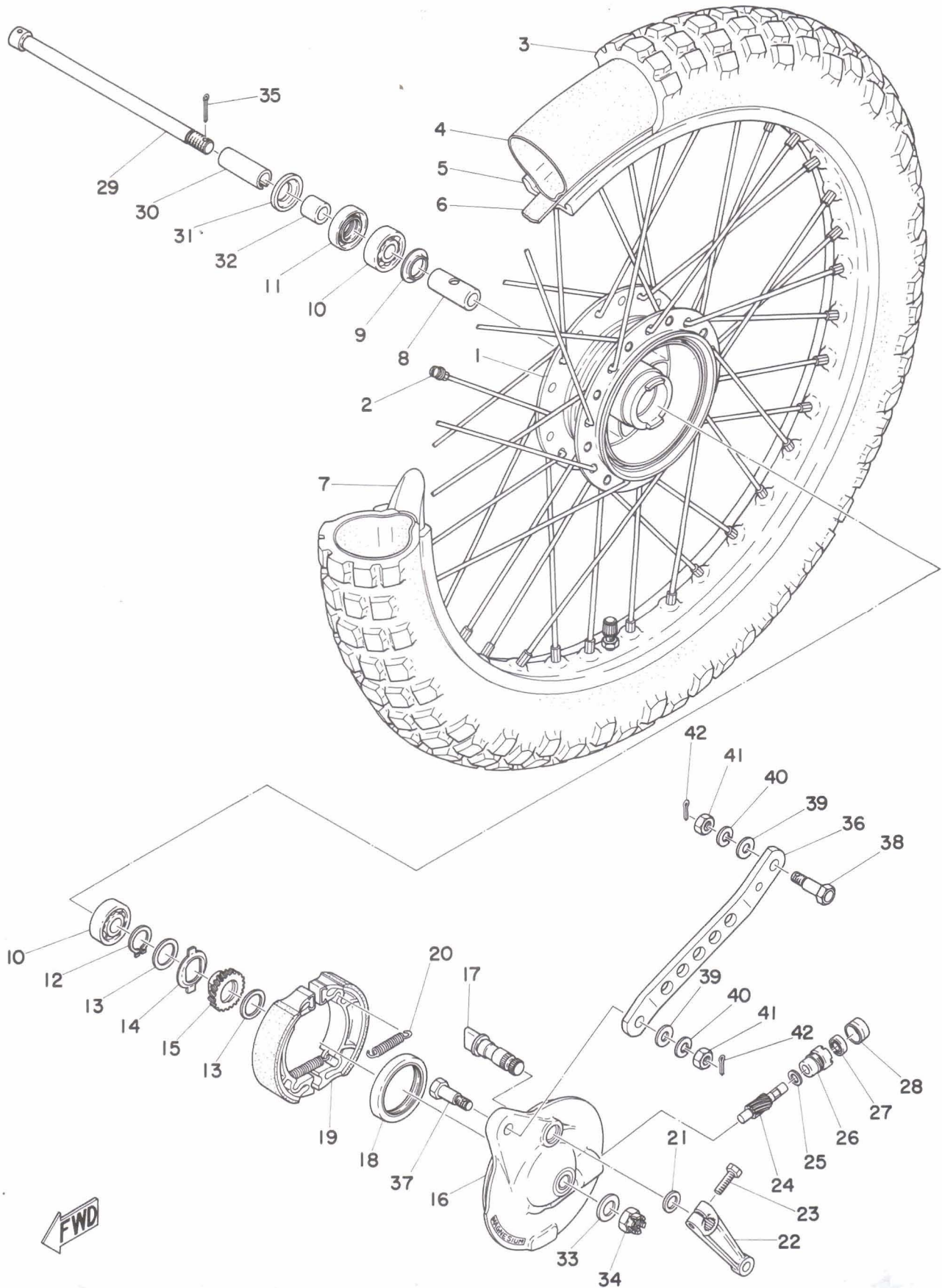
Fig. 24 SEAT



# SEAT

Ref. No.	Parts No.	Description	Q'ty	Applicable Machine No.	Remarks
24- 1	434-24771-00	SEAT COMP. ....	1		
24- 2	434-24764-00-26	BOTTOM PLATE COMP. ....	1		Competition Yellow
24- 3	322-24748-00	BRACKET, seat front ....	1		
24- 4	434-24738-00	BRACKET, seat rear left ....	1		
24- 5	434-24748-00	BRACKET, seat rear right ....	1		
24- 6	97201-06018	BOLT .....	6		
24- 7	92901-06100	WASHER, spring .....	6		
24- 8	97201-06015	BOLT .....	2		
24- 9	92901-06100	WASHER, spring .....	2		
24-10	92901-06200	WASHER, plain .....	2		

Fig. 25 FRONT WHEEL



FWD

## FRONT WHEEL

Ref. No.	Parts No.	Description	Q'ty	Applicable Machine No.	Remarks
25- 1	248-25111-00	HUB, front .....	1		
25- 2	345-25104-00	SPOKE SET .....	1s		
25- 3	94127-21112	TIRE, front (2.75-21-4PR) ...	1		
25- 4	94227-21031	TUBE, front (2.75-21) .....	1		
25- 5	94416-21102	RIM, front (1.60A-21A $\frac{1}{2}$ ) .....	1		
25- 6	94327-21024	BAND, rim (2.75-21) .....	1		
25- 7	214-25194-00	SPACER, bead .....	1		
25- 8	183-25117-00	SPACER, bearing .....	1		
25- 9	109-25315-00	FLANGE, spacer .....	1		
25-10	93306-30103	BEARING (6301) .....	2		
25-11	93102-18008	OIL SEAL (SD-18-37-8) .....	1		
25-12	93410-20009	CIRCLIP .....	1		
25-13	183-25147-00	WASHER, thrust 2 (20.5-26-1)	2		
25-14	183-25149-00	CLUTCH, meter .....	1		
25-15	248-25135-10	GEAR, drive .....	1		
25-16	434-25121-02	PLATE, brake shoe .....	1		
25-17	434-25151-00	CAMSHAFT .....	1		
25-18	93105-47007	OIL SEAL (SDD-47-58-7) .....	1		
25-19	326-25330-10	BRAKE SHOE COMP. ....	1		
25-20	102-25333-00	SPRING, return .....	2		
25-21	137-25159-00	SEAL, camshaft .....	1		
25-22	401-25155-00	LEVER, camshaft .....	1		
25-23	91201-06020	BOLT .....	1		
25-24	248-25138-10	GEAR, meter .....	1		
25-25	183-25146-00	WASHER, thrust 1 (7-12-0.8) ..	1		
25-26	109-25136-00	BUSHING .....	1		
25-27	93104-07003	OIL SEAL (SO-7-14-4) .....	1		
25-28	288-25139-00	PLUG, blind .....	1		

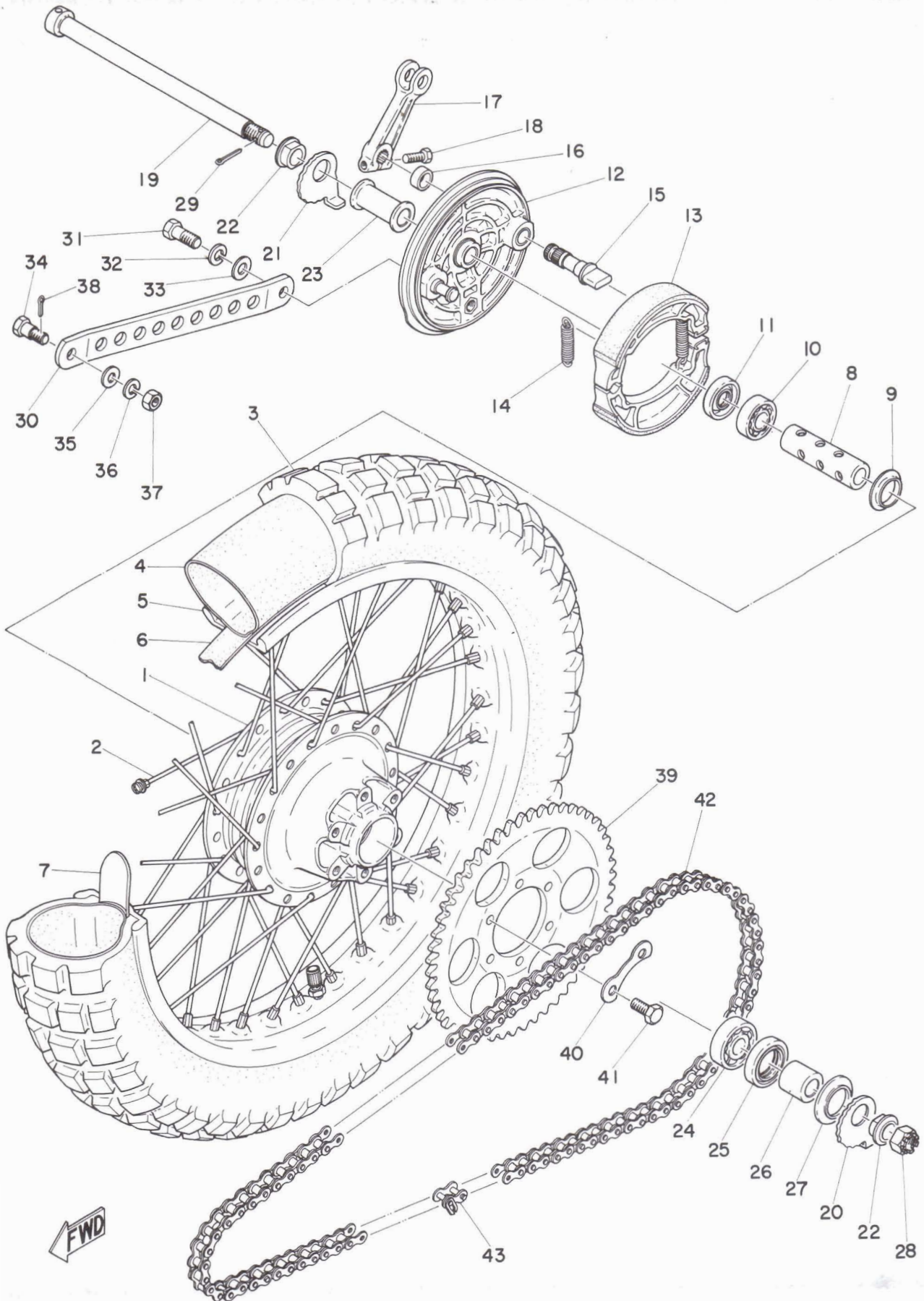




# FRONT WHEEL

Ref. No.	Parts No.	Description	Q'ty	Applicable Machine No.	Remarks
25-29	401-25181-00	SHAFT, wheel .....	1		
25-30	315-25186-00	COLLAR .....	1		
25-31	183-25118-00	COVER, hub dust .....	1		
25-32	183-25183-00	COLLAR, wheel shaft .....	1		
25-33	92901-12200	WASHER, plain .....	1		
25-34	367-25382-00	NUT, shaft .....	1		
25-35	91401-30025	PIN, cotter .....	1		
25-36	434-25171-01	BAR, tension .....	1		
25-37	90109-08234	BOLT, tension ber 1 .....	1		
25-38	90109-08220	BOLT, tension ber 2 .....	1		
25-39	92901-08200	WASHER, plain .....	2		
25-40	92901-08100	WASHER, spring .....	2		
25-41	98801-08300	NUT .....	2		
25-42	91401-20012	PIN, cotter .....	2		

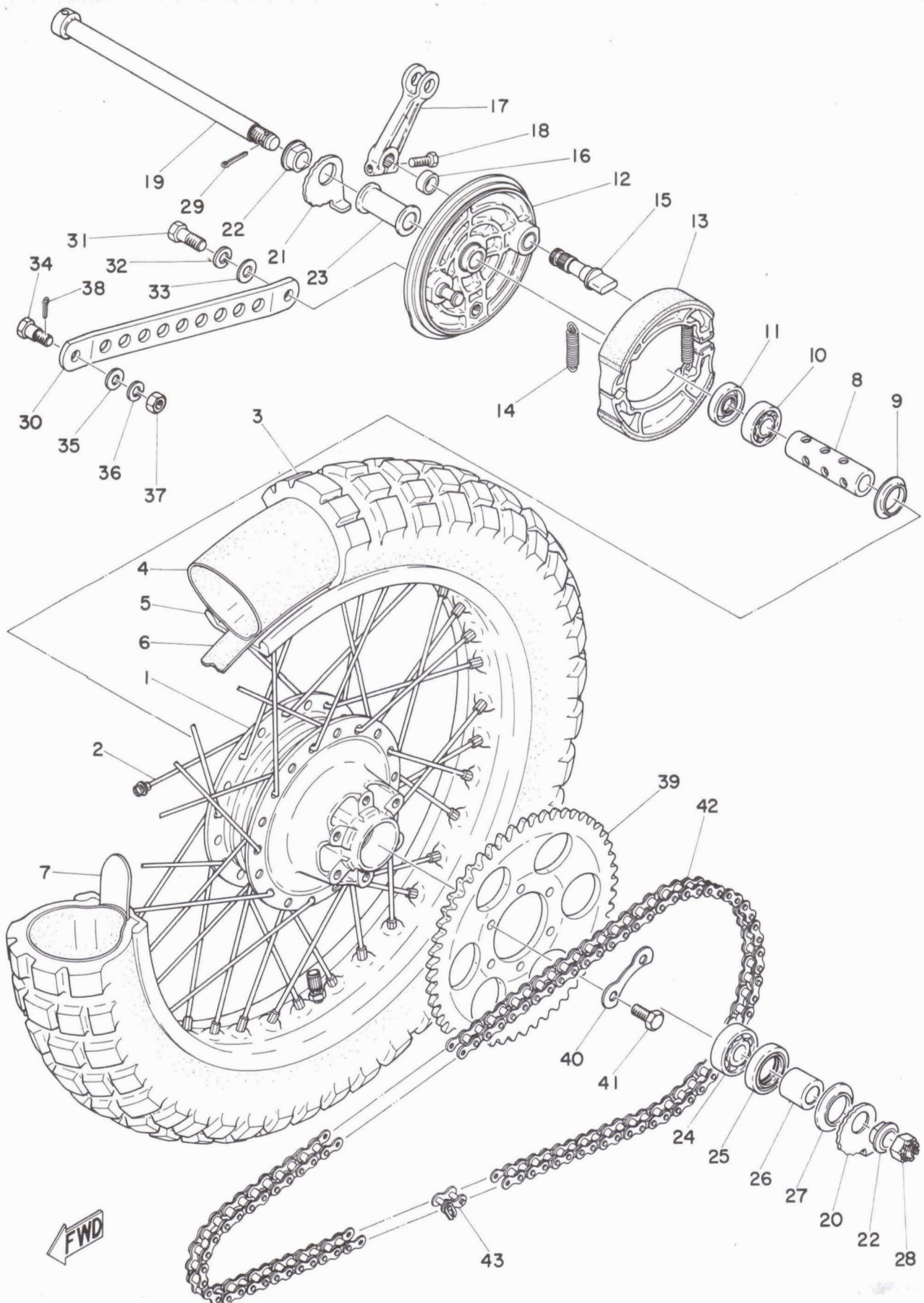
Fig. 26 REAR WHEEL



## REAR WHEEL

Ref. No.	Parts No.	Description	Q'ty	Applicable Machine No.	Remarks
26- 1	434-25311-01	HUB, rear .....	1		
26- 2	434-25304-00	SPOKE SET .....	1s		
26- 3	94140-18062	TIRE, rear (4.00-18-4PR) .....	1		
26- 4	94240-18024	TUBE, rear (4.00-18) .....	1		
26- 5	94421-18111	RIM, rear (2.15B-18A $\ell$ ) .....	1		
26- 6	94340-18022	BAND, rim (4.00-18) .....	1		
26- 7	363-25394-00	SPACER, bead .....	2		
26- 8	434-25317-00	SPACER, bearing .....	1		
26- 9	148-25115-00	FLANGE, spacer .....	1		
26-10	93306-20204	BEARING (6202 Z) .....	1		
26-11	93104-22018	OIL SEAL (SO-22-35-5) .....	1		
26-12	434-25321-01	PLATE, brake shoe .....	1		
26-13	183-25330-01	BRAKE SHOE COMP. ....	2		
26-14	183-25333-00	SPRING, return .....	2		
26-15	248-25351-00	CAMSHAFT .....	1		
26-16	148-25359-00	SEAL, camshaft .....	1		
26-17	434-25355-01	LEVER, camshaft .....	1		
26-18	91201-06020	BOLT .....	1		
26-19	401-25381-00	SHAFT, wheel .....	1		
26-20	434-25388-01	PULLER, chain left .....	1		
26-21	434-25389-01	PULLER, chain right .....	1		
26-22	434-25383-00	COLLAR, wheel shaft .....	2		
26-23	90387-15237	COLLAR, shaft .....	1		
26-24	93306-30203	BEARING (6302Z) .....	1		
26-25	93106-26005	OIL SEAL (DD-26-42-8) .....	1		
26-26	248-25377-00	COLLAR, shaft .....	1		
26-27	401-25367-00	COVER, dust .....	1		
26-28	214-25182-01	NUT, shaft .....	1		

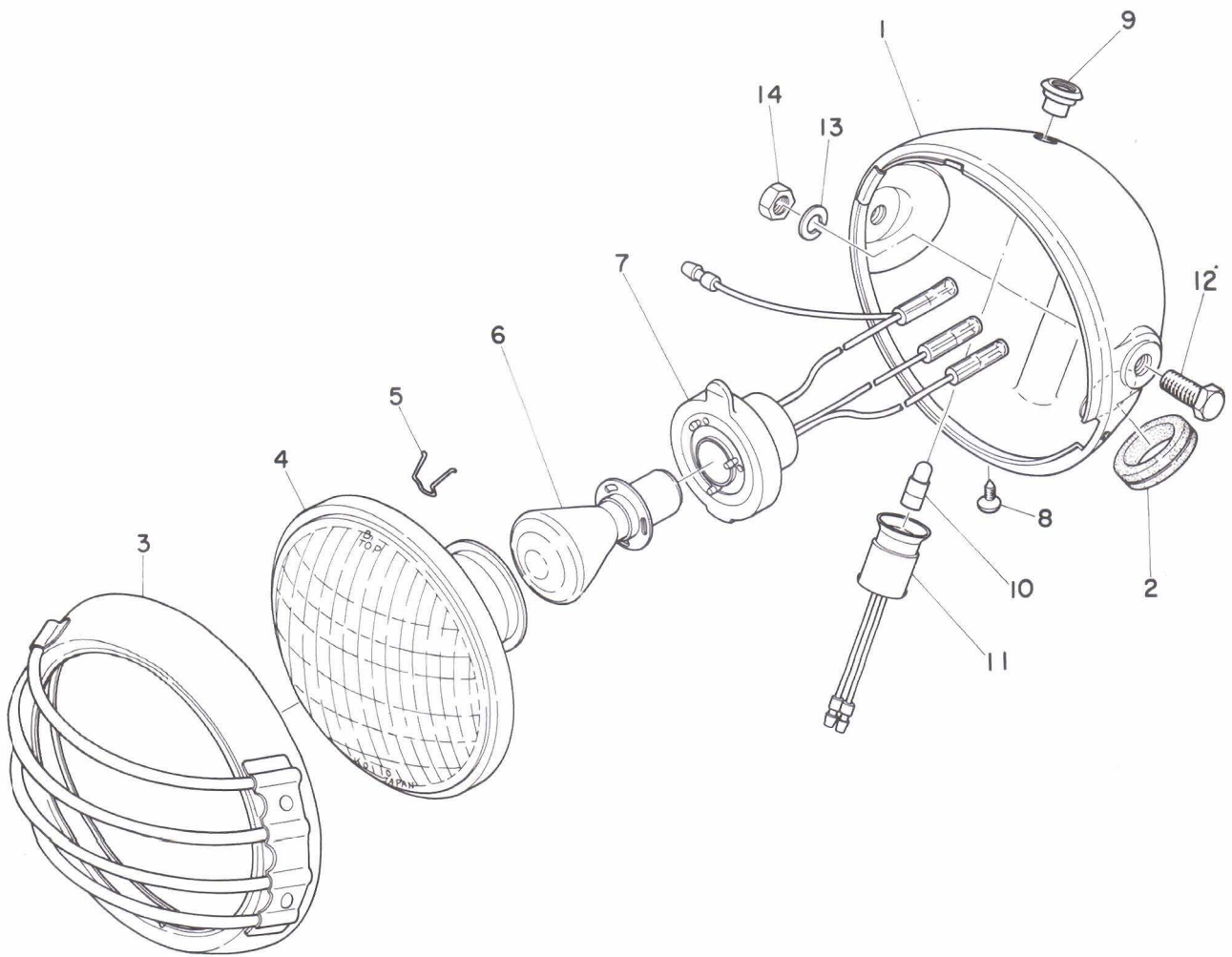
Fig. 26 REAR WHEEL



# REAR WHEEL

Ref. No.	Parts No.	Description	Q'ty	Applicable Machine No.	Remarks
26-29	91401-30028	PIN, cotter .....	1		
26-30	434-25371-01	BAR, tension .....	1		
26-31	90101-10141	BOLT, tension bar .....	1		
26-32	92901-10100	WASHER, spring .....	1		
26-33	92901-10200	WASHER, plain .....	1		
26-34	109-25373-00	BOLT, tension bar .....	1		
26-35	92901-08200	WASHER, plain .....	1		
26-36	92901-08100	WASHER, spring .....	1		
26-37	98801-08200	NUT .....	1		
26-38	91401-25018	PIN, cotter .....	1		
26-39	434-25452-01	GEAR, sprocket wheel (52T) ..	} U.R 1		STD
	434-25453-01	GEAR, sprocket wheel (53T) ..			
	434-25454-01	GEAR, sprocket wheel (54T) ..			
26-40	214-25412-00	WASHER, lock .....	3		
26-41	97101-08020	BOLT .....	6		
26-42	94524-28112	CHAIN (DK428-112L) .....	1		
26-43	94604-28001	. JOINT, chain .....	1		

Fig. 27 HEAD LAMP

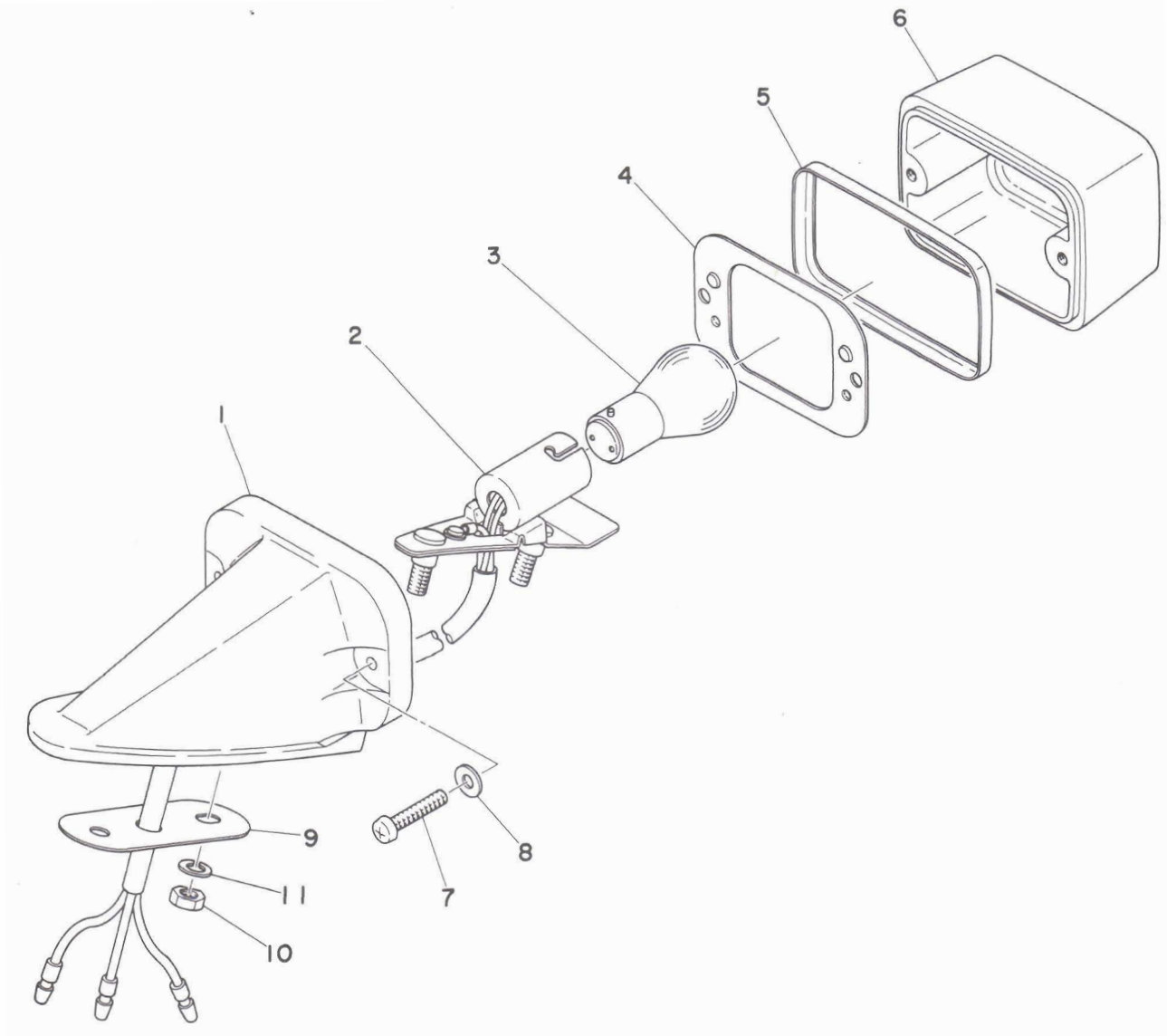


FWD

# HEAD LAMP

Ref. No.	Parts No.	Description	Q'ty	Applicable Machine No.	Remarks
27- 1	434-84130-60-Y6	HEAD LAMP BODY ASS'Y	.... 1		
27- 2	150-84153-00	. GROMMET	..... 1		
27- 0-1	434-84110-60	HEAD LAMP UNIT ASS'Y	..... 1		
27- 3	434-84115-60	. RIM, head lamp	..... 1		
27- 4	434-84120-60	. LENS ASS'Y	..... 1		
27- 5	195-84324-00	. SPRING, reflector set	.....		
27- 6	214-84114-60	. BULB, head lamp (6V-35/35W)	1		
27- 7	434-84112-60	. SOCKET	..... 1		
27- 8	195-84325-00	SCREW, rim fitting	..... 1		
27- 0-2	214-84101-61	PILOT LAMP ASS'Y	..... 1		
27- 9	256-84357-61	. BODY, pilot lamp	..... 1		
27-10	104-83517-10	. BULB, pilot lamp (6V-1.5W)	.. 1		
27-11	214-84150-61	. SOCKET CORD ASS'Y	..... 1		
27-12	90101-08205	BOLT	..... 2		
27-13	92901-08100	WASHER, spring	..... 2		
27-14	98801-08100	NUT	..... 2		

Fig. 28 TAIL LAMP

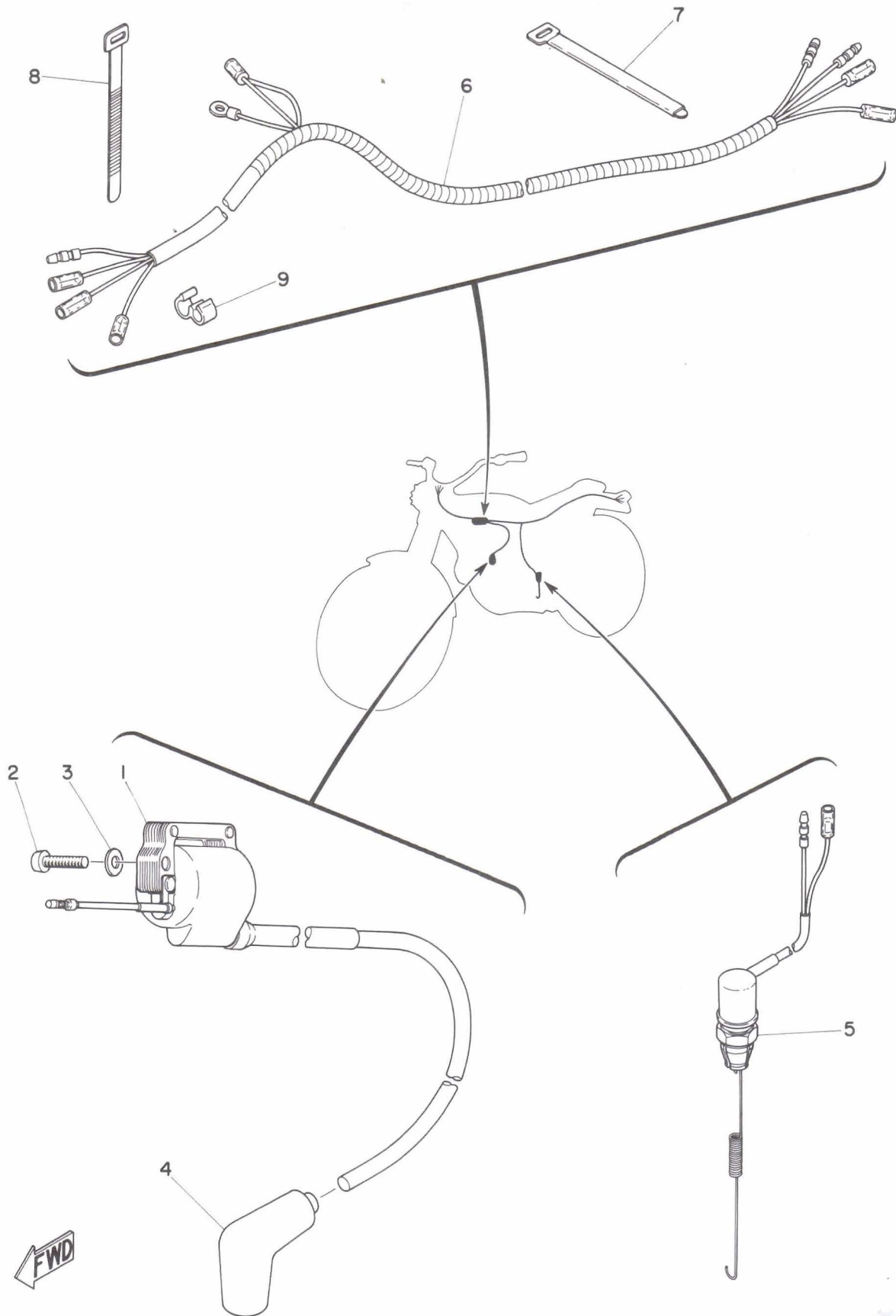




# TAIL LAMP

Ref. No.	Parts No.	Description	Q'ty	Applicable Machine No.	Remarks
28- 0-1	434-84500-61	TAIL LAMP ASS'Y .....	1		
28- 1	434-84519-61	. COVER .....	1		
28- 2	434-84511-61	. BASE, tail lamp .....	1		
28- 3	122-84514-30	. BULB (6V-5.3W) .....	1		
28- 4	434-84512-61	. SEAT, base .....	1		
28- 5	434-84515-61	. RIM, tail lamp .....	1		
28- 6	434-84521-69	. LENS, tail lamp .....	1		
28- 7	434-84524-61	. SCREW .....	2		
28- 8	434-84522-61	. WASHER, special .....	2		
28- 9	434-84525-00	WASHER, special .....	1		
28-10	98801-05100	NUT .....	2		
28-11	92901-05100	WASHER, spring .....	2		

Fig. 29 ELECTRICAL



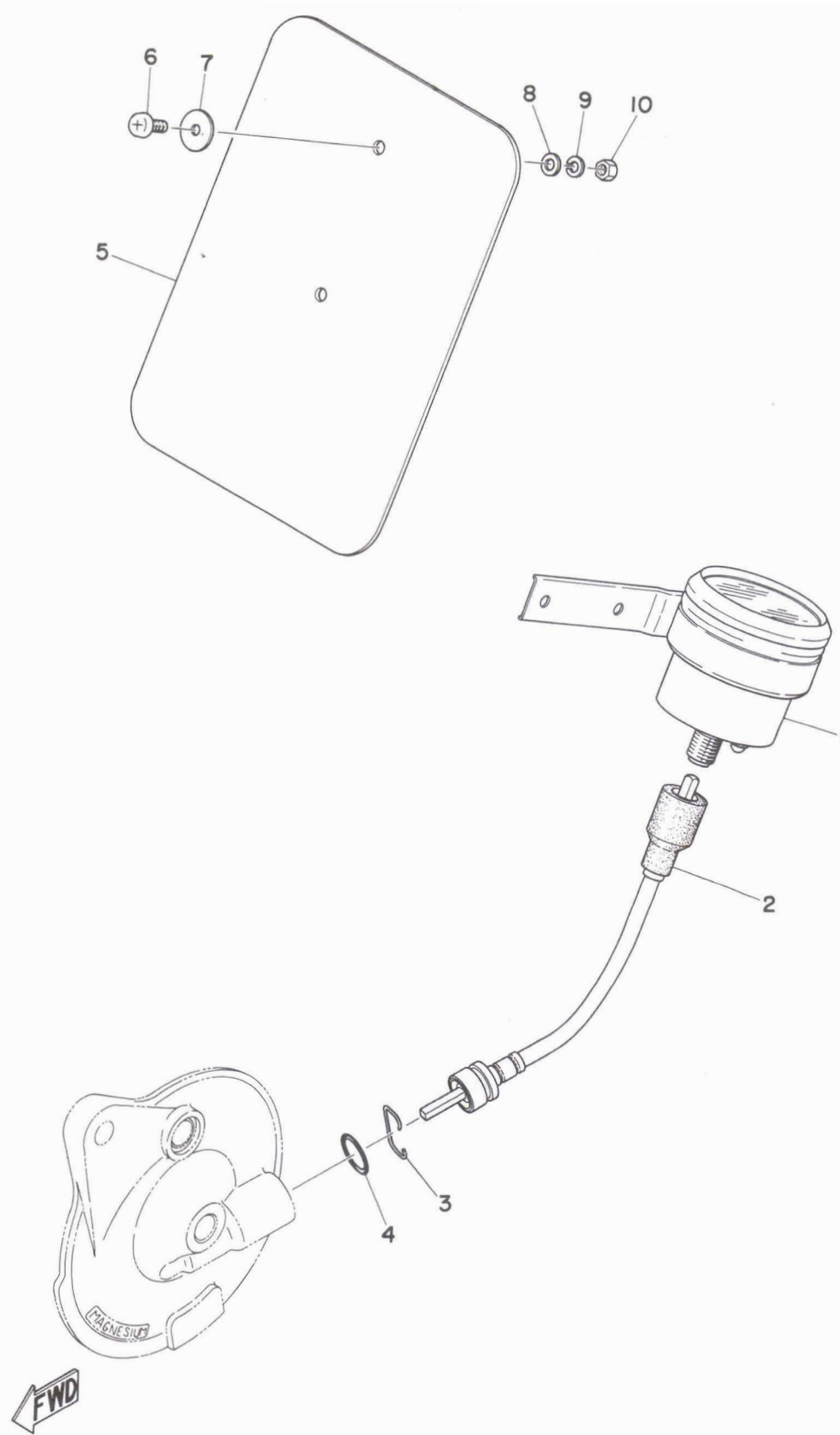
# ELECTRICAL

Ref. No.	Parts No.	Description	Q'ty	Applicable Machine No.	Remarks
29- 1	367-82310-30	IGNITION COIL ASS'Y .....	1		
29- 2	92501-06025	SCREW, panhead .....	2		
29- 3	92901-06200	WASHER .....	2		
29- 4	294-82370-00	PLUG CAP ASS'Y .....	1		
29- 5	434-82530-00	STOP SWITCH ASS'Y .....	1		
29- 6	434-82590-22	WIRE HARNESS ASS'Y .....	1		
29- 7	168-83936-00	BAND, switch cord .....	2		
29- 8	341-26397-01	BAND .....	1		
29- 9	90468-15020	CLIP .....	1		

# ALTERNATE PARTS



Fig. 30 SPEEDOMETER



# SPEEDOMETER

Ref. No.	Parts No.	Description	Q'ty	Applicable Machine No.	Remarks
30- 1	434-83510-30	SPEEDOMETER ASS'Y (M/H) ...	1		
	434-83510-10	SPEEDOMETER ASS'Y (KM/H) ..	1		
30- 2	434-83550-00	SPEEDOMETER CABLE ASS'Y ..	1		
30- 3	102-25137-00	RING, stop .....	1		
30- 4	93210-14104	O-RING .....	1		
30- 5	434-84550-00	LICENCE BRACKET ASS'Y ....	1		
30- 6	98506-05012	SCREW, panhead .....	2		
30- 7	90201-05034	WASHER .....	2		
30- 8	92901-05200	WASHER, plain .....	2		
30- 9	92901-05100	WASHER, spring .....	2		
30-10	98801-05100	NUT .....	2		

# NUMERICAL INDEX



# NUMERICAL INDEX

Ref No.	Parts No.	Ref No.	Parts No.	Ref No.	Parts No.
6-35	102-17463-00	7-11	137-15353-00	21-41	168-83936-00
6-34	102-17464-00	5- 9	137-16337-01	29- 7	168-83936-00
30- 3	102-25137-00	20- 8	137-23454-00	14-20	168-83936-01
25-20	102-25333-00	22-19	137-24523-00	5- 2	170-16164-00
27-10	104-83517-10	25-21	137-25159-00	15-17	170-24312-00
25-26	109-25136-00	23-15	143-24356-00	17- 8	172-27416-00
25- 9	109-25315-00	26- 9	148-25115-00	5-10	174-16356-00
26-34	109-25373-00	26-16	148-25359-00	6-33	174-17461-30
14- 8	110-81346-20	7-19	150-18328-00	6-33	174-17461-40
16-26	116-28324-00	27- 2	150-84153-00	6-33	174-17461-50
2- 9	120-15371-00	4-17	156-11564-00-02	12-15	178-14766-00
3-13	120-15371-00	4-17	156-11564-00-03	25- 8	183-25117-00
19-23	122-23119-01	4-17	156-11564-00-04	25-31	183-25118-00
19-24	122-23129-00	4-17	156-11564-00-05	26-13	183-25330-01
20- 6	122-23411-00	4-17	156-11564-00-06	26-14	183-25333-00
20- 4	122-23412-00	4-17	156-11564-00-07	25-25	183-25146-00
20- 7	122-23416-00	9- 2	156-15618-01	25-13	183-25147-00
28- 3	122-84514-30	5-11	156-16174-00	25-14	183-25149-00
13- 1	126-13116-00	20- 1	156-23411-00	25-32	183-25183-00
9-11	131-15653-00	20- 3	156-23412-00	27- 5	195-84324-00
5- 8	132-16333-00	22-11	156-24181-00	27- 8	195-84325-00
6-11	132-17216-00	21-37	156-26347-00	14-11	207-81326-10
22-21	132-24518-00	21-39	156-27226-00	14-12	207-81331-10
22-17	132-24522-00	21-38	156-27229-00	4-24	214-11545-01
22-22	132-24525-00	17-28	156-83525-00	4-16	214-11555-01
15- 9	136-21713-00	23-10	156-83525-00	4-14	214-11557-01
13- 6	137-13137-00-03	6-37	164-17417-00-10	4-10	214-11633-00
13- 6	137-13137-00-05	20-19	164-23462-00	13-22	214-13162-00
13- 6	137-13137-00-10	14-13	165-81145-21	13-20	214-13164-00
13- 6	137-13137-00-30	14-16	165-81145-21	13-21	214-13164-00
13- 6	137-13137-00-50	5- 5	168-16321-00	12- 2	214-14613-00
13- 7	137-13138-01	6-25	168-17116-00	5-12	214-16119-00
13-24	137-13165-00	9-20	168-17116-00	5-15	214-16181-00
13-23	137-13167-01	6-13	168-17428-01-03	5- 4	214-16324-00
13- 3	137-13176-00	6-13	168-17428-01-05	5- 7	214-16351-00
13-15	137-13187-00	12- 6	168-21639-00	5- 3	214-16371-01
2- 7	137-15353-00	22-20	168-24524-00	5-29	214-16379-00



# NUMERICAL INDEX

Ref No.	Parts No.	Ref No.	Parts No.	Ref No.	Parts No.
5-28	214-16389-00	9-13	256-17154-00-10	17-11	322-23453-00
8- 8	214-18124-00	23-17	256-83936-00	22- 3	322-24161-00
8- 3	214-18131-00	27- 9	256-84357-61	22- 4	322-24611-00
8-15	214-18139-02	4- 4	275-11681-00	22- 5	322-24612-00
8-10	214-18186-00	4- 6	275-11685-00	24- 3	322-24748-00
7- 7	214-18533-00	13-19	276-13161-00	21-18	322-26316-00
23- 5	214-21717-00	13-17	278-13169-00	21-22	322-26319-00
19-14	214-23114-00	10-11	278-14455-00	21-21	322-26343-00
19-12	214-23118-00	9- 5	278-15622-00	21-27	322-26344-00
19- 4	214-23146-00	8-14	278-18127-00	21-23	322-26393-00
19- 5	214-23156-00	7- 9	278-18547-02	25-19	326-25330-10
20-10	214-23443-00	7-17	278-18552-00	19-15	341-23111-5
26-28	214-25182-01	7-10	278-18557-00	21- 2	341-26241-00
25- 7	214-25194-00	7-12	278-18577-02	21-16	341-26242-01
26-40	214-25412-00	19-11	278-23142-50	29- 8	341-26397-01
21- 0-1	214-82910-03	19- 3	278-23145-50	22- 8	341-83348-00
21- 4	214-82911-01	19-26	278-23158-50	10- 2	345-13610-70
21- 5	214-83912-01	19-25	278-23181-50	10- 3	345-13613-70
21- 7	214-83913-00	17- 2	278-27317-00	10- 4	345-13616-70
21-12	214-83913-00	16-18	288-24684-00	25- 2	345-25104-00
21-10	214-83922-01	25-28	288-25139-00	13-12	353-13128-00
27- 0-2	214-84101-61	19-13	292-23144-00	13-18	353-13552-00
27- 6	214-84114-60	17-25	294-27236-00	7- 5	360-18141-01
27-11	214-84150-61	29- 4	294-82370-00	1- 9	363-11175-00
22-13	219-24311-00	10-10	304-14455-70	1- 5	363-11179-00
21- 0-2	233-82920-33	3-14	308-15373-00	1- 8	363-11361-00
21- 9	233-82921-31	4- 3	311-11651-01	4-23	363-11555-00
2-10	248-15373-00	10-7	314-13612-01	13-25	363-13174-00
8- 5	248-18137-00	19-27	315-23167-50	12-22	363-14782-10
25- 1	248-25111-00	25-30	315-25186-00	6-15	363-15383-00
25-15	248-25135-10	3-12	322-15363-00	2-11	363-15485-01
25-24	248-25138-10	18-11	322-21541-00	9-16	363-15671-01
26-15	248-25351-00	23-12	322-21544-00	9-24	363-15674-00
26-26	248-25377-00	19-35	322-23318-00	9-17	363-15675-00
17-22	248-27228-00	19-22	322-23346-00	9-18	363-15676-00
9- 6	256-15615-00	19-19	322-23356-00	9-25	363-15686-00
6- 3	256-17154-00	19-21	322-23357-00	5-17	363-16154-00

# NUMERICAL INDEX

Ref No.	Parts No.	Ref No.	Parts No.	Ref No.	Parts No.
5-27	363-16344-00	11-19	396-14323-00	11-35	434-14196-00
5-21	363-16345-00	11-23	397-14137-00	11-34	434-14197-00
5-26	363-16387-00	16- 4	401-22123-00	11-13	434-14198-00
7-21	363-17123-00	16- 5	401-22127-00	11- 0-1	434-14301-00
8- 7	363-18125-00	16- 6	401-22128-00	11-17	434-14321-00
7-22	363-18151-00	25-22	401-25155-00	11-21	434-14321-30
7-13	363-18511-00	25-29	401-25181-00	11-33	434-14327-00
7-18	363-18531-00	26-27	401-25367-00	11-25	434-14331-00
7-15	363-18535-00	26-19	401-25381-00	11-22	434-14336-00
26- 7	363-25394-00	21-20	401-26329-00	11- 4	434-14341-00
21-24	363-26393-00	13- 8	402-13146-00	11- 1	434-14342-25
14-15	363-85528-10	2- 8	431-15351-00	11-12	434-14343-57
1- 4	364-11351-00	1- 1	434-11111-00	11-32	434-14375-00-33
13- 2	364-13175-00	1-11	434-11161-00	11-10	434-14381-00-33
9-22	364-15668-00	1-10	434-11171-00	11-11	434-14384-00
5-16	364-16154-00	1- 2	434-11181-00	11- 5	434-14391-00
2-25	364-16343-00	1- 3	434-11311-01	11- 3	434-14397-00
7-14	364-18511-00	4- 0-1	434-11400-00	10-15	434-14412-00
11- 6	367-14195-00	4- 1	434-11412-01	10-13	434-14451-00
11-28	367-14371-00	4- 2	434-11422-01	10-12	434-14453-00
11-31	367-14373-00	4- 8	434-11610-00	10-14	434-14458-00
11-30	367-14374-00	4- 8	434-11610-10	12- 1	434-14610-00
11- 8	367-14385-00	4- 8	434-11610-20	12-29	434-14683-01
11- 9	367-14386-00	4- 8	434-11610-30	12-13	434-14718-00-2
11- 7	367-14392-00	4- 8	434-11610-40	12-19	434-14752-00
18-15	367-21659-00	4- 0-2	434-11630-00	12-18	434-14753-00
25-34	367-25382-00	4- 0-2	434-11630-10	2- 1	434-15111-01
29- 1	367-82310-30	4- 0-2	434-11630-20	2-12	434-15118-00
5- 6	371-16325-00	4- 0-2	434-11630-30	2- 2	434-15121-01
15-24	371-21714-00	4- 0-2	434-11630-40	6-28	434-15381-00
15-25	371-21747-00	13- 0-1	434-13101-00	3- 1	434-15411-01
19-16	371-23168-60	10- 1	434-13565-00	3- 8	434-15416-00
21-30	382-26372-01	11-26	434-14126-00	3- 5	434-15431-00
21-32	382-26372-01	11-24	434-14136-00	3- 2	434-15451-00
11-18	389-14333-00	11- 2	434-14145-00	3- 9	434-15456-00
11-20	389-14334-00	11-16	434-14146-00-33	3- 6	434-15461-00
12- 3	392-14651-00	11-27	434-14168-00-33	9- 1	434-15611-00-93

# NUMERICAL INDEX

Ref No.	Parts No.	Ref No.	Parts No.	Ref No.	Parts No.
9- 3	434-15621-00-91	18-13	434-21638-00	22- 1	434-24110-00-01
9-14	434-15641-00	15-22	434-21711-00-26	22-12	434-24183-00
6-36	434-15651-00	15-16	434-21746-00	22- 2	434-24244-00
9-10	434-15661-00	23- 1	434-21751-00	22-15	434-24500-00
9-23	434-15664-00	23- 2	434-21771-00	22-16	434-24521-00
9-21	434-15665-00	12-16	434-21787-00	22-18	434-24576-00
9-26	434-15668-00	15-23	434-21787-00	24- 4	434-24738-00
4-21	434-16111-00	23- 4	434-21797-01	24- 5	434-24748-00
5- 1	434-16150-00	16-17	434-21815-01	24- 2	434-24764-00-26
5- 0-1	434-16301-00	16- 1	434-22110-01-35	24- 1	434-24771-00
5-19	434-16356-00	16- 3	434-22124-00	25-16	434-25121-02
5-20	434-16382-01	16- 2	434-22141-00	25-17	434-25151-00
6- 9	434-17121-00	16-13	434-22153-00-93	25-36	434-25171-01
6- 5	434-17131-01	16-14	434-22157-00	26- 2	434-25304-00
6- 2	434-17141-01	16-11	434-22179-00-93	26- 1	434-25311-01
6- 8	434-17151-00	16-19	434-22210-00	26- 8	434-25317-00
6-24	434-17211-00	16-27	434-22280-01	26-12	434-25321-01
6- 6	434-17216-00	16-33	434-22281-00	26-17	434-25355-01
6-21	434-17216-00	16-30	434-22283-00	26-30	434-25371-01
6-18	434-17221-00	16-35	434-22285-00	26-22	434-25383-00
6-20	434-17231-01	16-34	434-22286-00	26-20	434-25388-01
6-23	434-17241-00	16-23	434-22311-00-35	26-21	434-25389-01
6-19	434-17251-01	19- 0-1	434-23101-00	26-39	434-25452-01
6- 1	434-17411-00	19-30	434-23121-01-93	26-39	434-25453-01
6-17	434-17421-00	19-10	434-23124-00	26-39	434-25454-01
6-32	434-17462-00	19- 1	434-23126-00	21- 1	434-26111-00
8- 1	434-18111-01-93	19-31	434-23131-01-93	21-15	434-26243-10
8- 9	434-18121-00	19- 2	434-23136-00	21-17	434-26311-00
7-20	434-18122-00	19- 9	434-23141-00	21-19	434-26312-00
7- 1	434-18541-02	19-32	434-23163-00	21-29	434-26335-02
7- 3	434-18561-00	19- 8	434-23170-00	21-31	434-26341-02
15- 1	434-21110-00-35	19- 7	434-23171-00	21-33	434-26342-01
15-12	434-21240-01	20-14	434-23319-00	17-21	434-26351-00
15-18	434-21471-01-35	19-18	434-23341-00	17-12	434-27211-01-93
18- 1	434-21511-01-Y6	19-17	434-23345-00	17-13	434-27212-01
18- 5	434-21611-00-Y6	20- 9	434-23435-00	17-26	431-27237-00
18- 6	434-21617-00	20-16	401-23441-00-38	17- 1	434-27311-00

# NUMERICAL INDEX

Ref No.	Parts No.	Ref No.	Parts No.	Ref No.	Parts No.
17- 6	434-27411-00	4- 7	438-11637-00	12- 7	90387-08258
17- 7	434-27412-00	4- 7	438-11638-00	26-23	90387-15237
15-11	434-28100-10	5-14	438-15631-00	23- 3	90430-19067
15- 6	434-28171-00	4-11	604-11634-00	23-16	90445-09116
15- 7	434-28172-00	23-14	604-24312-00	29- 9	90468-15020
14- 0-1	434-81300-10	22- 6	617-24316-00	12-26	90480-12053
14- 2	434-81312-10	11-29	626-14335-00	22- 7	90480-22054
14- 3	434-81313-10	22-14	810-24356-00	17-16	90501-10186
14- 7	434-81321-10	1- 6	812-11175-00	15- 8	90501-10187
14- 6	434-81332-10	12- 9	90101-08131	17- 5	90507-29008
14- 1	434-81350-10	20-17	90101-08131	17- 9	90508-26138
29- 5	434-82530-00	20-13	90101-08133	17-10	90508-26139
29- 6	434-82590-22	20-12	90101-08191	16-10	90508-29140
30- 1	434-83510-10	27-12	90101-08205	17-18	90508-35145
30- 1	434-83510-30	26-31	90101-10141	8- 2	91101-06020
30- 2	434-83550-00	25-38	90109-08220	12-26	91201-06015
21- 3	434-83975-00	25-37	90109-08234	15-13	91201-06015
21-14	434-83976-00	15- 2	90109-10214	18- 2	91201-06015
27- 0-1	434-84110-60	15- 3	90109-10215	18- 7	91201-06018
27- 7	434-84112-60	20-11	90109-14235	25-23	91201-06020
27- 3	434-84115-60	23-11	90122-06001	26-18	91201-06020
27- 4	434-84120-60	21-28	90123-08046	19-33	91203-06012
27- 1	434-84130-60-Y6	16- 8	90170-12132	17-14	91203-06018
28- 0-1	434-84500-61	17-27	90179-06006	21- 6	91203-06020
28- 2	434-84511-61	23-13	90179-06013	21-11	91203-06020
28- 4	434-84512-61	20-15	90185-08039	9-27	91210-16015
28- 5	434-84515-61	15- 4	90185-10035	10- 8	91316-06025
28- 1	434-84519-61	30- 7	90201-05034	3- 4	91316-06030
28- 6	434-84521-69	15-15	90201-06339	3-11	91316-06030
28- 8	434-84522-61	18- 4	90201-06339	3-10	91316-06045
28- 7	434-84524-61	23- 8	90201-06339	3- 3	91316-06050
28- 9	434-84525-00	12- 8	90201-08113	2- 4	91316-06065
30- 5	434-84550-00	17-19	90201-14411	2- 5	91316-06075
4- 7	438-11631-00-96	5-22	90201-17327	2- 6	91316-06100
4- 7	438-11631-00-98	16-22	90207-06009	5-30	91401-10010
4- 7	438-11635-00	8-12	90215-06016	13-13	91401-12018
4- 7	438-11636-00	18-14	90338-06018	21-40	91401-20012

# NUMERICAL INDEX

Ref No.	Parts No.	Ref No.	Parts No.	Ref No.	Parts No.
25-42	91401-20012	12-21	92901-06100	15- 5	92901-10100
17- 4	91401-20025	12-27	92901-06100	19-20	92901-10100
17-24	91401-25012	14-18	92901-06100	26-32	92901-10100
26-38	91401-25018	15-14	92901-06100	26-33	92901-10200
25-35	91401-30025	16-21	92901-06100	4-15	92901-12100
26-29	91401-30028	16-25	92901-06100	16- 7	92901-12100
15-10	91401-30040	18- 3	92901-06100	25-33	92901-12200
23- 9	91501-05055	18- 8	92901-06100	4-22	92901-18100
2- 3	91810-05016	18-10	92901-06100	5-13	92901-18200
3- 7	91810-05016	19-34	92901-06100	13-11	93101-10001
16-20	91901-06012	21-26	92901-06100	13- 4	93101-10002
12-14	91903-06010	21-35	92901-06100	8- 9	93101-20008
17-15	92301-06020	23- 7	92901-06100	5-23	93102-17004
11-14	92501-04014	24- 7	92901-06100	25-11	93102-18008
12-20	92501-06010	24- 9	92901-06100	6-31	93102-28023
21-25	92501-06010	10- 9	92901-06200	4-13	93103-30092
14-17	92501-06018	12-28	92901-06200	4-19	93103-40091
29- 2	92501-06025	14-19	92901-06200	25-27	93104-07003
2-13	92501-08012	17-23	92901-06200	26-11	93104-22018
6-16	92701-06015	21-36	92901-06200	25-18	93105-47007
21- 8	92801-06100	24-10	92901-06200	26-25	93106-26005
21-13	92801-06100	29- 3	92901-06200	8- 6	93109-14005
17- 3	92803-10500	12- 4	92901-08100	16-32	93210-05098
10- 5	92901-03100	12-11	92901-08100	16-31	93210-09091
16-29	92901-03200	12-24	92901-08100	30- 4	<b>93210-14104</b>
11-15	92901-04100	15-20	92901-08100	17-17	93210-14106
14- 9	92901-04100	19-28	92901-08100	12-17	93210-24235
14-14	92901-04100	20-18	92901-08100	4-20	93210-25070
14-10	92901-04200	22-18	92901-08100	26-10	93306-20204
10-17	92901-05100	25-40	92901-08100	6-14	93306-20515
13- 9	92901-05100	26-36	92901-08100	4-12	93306-20601
14- 5	92901-05100	27-13	92901-08100	4-18	93306-20601
16-16	92901-05100	12-10	92901-08200	25-10	93306-30103
28-11	92901-05100	12-25	92901-08200	26-24	93306-30203
30- 9	92901-05100	15-21	92901-08200	6-30	93306-30411
10-18	92901-05200	25-39	92901-08200	4- 9	93310-21854
30- 8	92901-05200	26-35	92901-08200	4- 5	93310-42541

# NUMERICAL INDEX

Ref No.	Parts No.	Ref No.	Parts No.	Ref No.	Parts No.
17- 6	434-27411-00	4- 7	438-11637-00	12- 7	90387-08258
17- 7	434-27412-00	4- 7	438-11638-00	26-23	90387-15237
15-11	434-28100-10	5-14	438-15631-00	23- 3	90430-19067
15- 6	434-28171-00	4-11	604-11634-00	23-16	90445-09116
15- 7	434-28172-00	23-14	604-24312-00	29- 9	90468-15020
14- 0-1	434-81300-10	22- 6	617-24316-00	12-26	90480-12053
14- 2	434-81312-10	11-29	626-14335-00	22- 7	90480-22054
14- 3	434-81313-10	22-14	810-24356-00	17-16	90501-10186
14- 7	434-81321-10	1- 6	812-11175-00	15- 8	90501-10187
14- 6	434-81332-10	12- 9	90101-08131	17- 5	90507-29008
14- 1	434-81350-10	20-17	90101-08131	17- 9	90508-26138
29- 5	434-82530-00	20-13	90101-08133	17-10	90508-26139
29- 6	434-82590-22	20-12	90101-08191	16-10	90508-29140
30- 1	434-83510-10	27-12	90101-08205	17-18	90508-35145
30- 1	434-83510-30	26-31	90101-10141	8- 2	91101-06020
30- 2	434-83550-00	25-38	90109-08220	12-26	91201-06015
21- 3	434-83975-00	25-37	90109-08234	15-13	91201-06015
21-14	434-83976-00	15- 2	90109-10214	18- 2	91201-06015
27- 0-1	434-84110-60	15- 3	90109-10215	18- 7	91201-06018
27- 7	434-84112-60	20-11	90109-14235	25-23	91201-06020
27- 3	434-84115-60	23-11	90122-06001	26-18	91201-06020
27- 4	434-84120-60	21-28	90123-08046	19-33	91203-06012
27- 1	434-84130-60-Y6	16- 8	90170-12132	17-14	91203-06018
28- 0-1	434-84500-61	17-27	90179-06006	21- 6	91203-06020
28- 2	434-84511-61	23-13	90179-06013	21-11	91203-06020
28- 4	434-84512-61	20-15	90185-08039	9-27	91210-16015
28- 5	434-84515-61	15- 4	90185-10035	10- 8	91316-06025
28- 1	434-84519-61	30- 7	90201-05034	3- 4	91316-06030
28- 6	434-84521-69	15-15	90201-06339	3-11	91316-06030
28- 8	434-84522-61	18- 4	90201-06339	3-10	91316-06045
28- 7	434-84524-61	23- 8	90201-06339	3- 3	91316-06050
28- 9	434-84525-00	12- 8	90201-08113	2- 4	91316-06065
30- 5	434-84550-00	17-19	90201-14411	2- 5	91316-06075
4- 7	438-11631-00-96	5-22	90201-17327	2- 6	91316-06100
4- 7	438-11631-00-98	16-22	90207-06009	5-30	91401-10010
4- 7	438-11635-00	8-12	90215-06016	13-13	91401-12018
4- 7	438-11636-00	18-14	90338-06018	21-40	91401-20012

# NUMERICAL INDEX

Ref No.	Parts No.	Ref No.	Parts No.	Ref No.	Parts No.
6-12	93311-42018	25- 5	94416-21102	13-14	98901-04008
6-27	93313-31709	26-25	94421-18111		
5-24	93315-11720	26-42	94524-28112		
6-38	93410-15005	26-43	94604-28001		
6-10	93410-19015	1-12	94701-00044		
6-26	93410-19015	26-41	97101-08020		
9-19	93410-19015	15-19	97103-08018		
25-12	93410-20009	24- 8	97201-06015		
7- 6	93410-30012	24- 6	97201-06018		
16-28	93430-02001	22- 9	97201-08015		
7-23	93430-07012	12-23	97201-08018		
7-16	93430-08006	9- 8	97211-08030		
16-12	93430-10015	22-23	98501-03005		
8-13	93430-10016	10-16	98501-05010		
8- 4	93430-12009	13- 5	98501-05015		
17-20	93430-12009	16-15	98501-05025		
9- 7	93430-12022	14- 4	98501-05035		
6- 7	93440-25019	16-24	98501-06010		
6-22	93440-25019	23- 6	98501-06010		
9-12	93440-25019	18-12	98501-06015		
9-15	93440-25020	21-34	98501-06015		
6- 4	93440-25027	30- 6	98506-05012		
19- 6	93450-30029	10- 6	98512-03008		
20- 2	93501-04011	6-29	98701-05012		
20- 5	93503-16010	7- 4	98701-05012		
5-18	93505-16006	28-10	98801-05100		
13-16	93505-32002	30-10	98801-05100		
9- 4	93507-32009	13-10	98801-05200		
7- 8	93604-08071	8-11	98801-06200		
7- 2	93604-18100	18- 9	98801-06700		
16- 9	93700-06005	12- 5	98801-08100		
25- 3	94127-21112	19-29	98801-08100		
26- 3	94140-18062	27-14	98801-08100		
25- 4	94227-21031	1- 7	98801-08200		
26- 4	94240-18024	12-12	98801-08200		
25- 6	94327-21024	26-37	98801-08200		
26- 6	94340-18022	25-41	98801-08300		



**YAMAHA MOTOR CO., LTD.**

**PRINTED IN JAPAN**

**First edition Jun., 1973**

**(LIT-10014-34-00) (434-28198-60)**