



YAMAHA

PARTS LIST

MODEL TY250C

www.legends-yamaha-enduros.com

NOTICE

ALL PART NUMBERS CONTAINED IN THIS CATALOGUE ARE COMPRISED OF TEN DIGITS. WHEN ORDERING, PLEASE ADD TWO ZEROS TO THE END OF EACH PART NUMBER REQUIRED TO CONVERT THE TEN DIGITS INTO THE NEW TWELVE DIGIT NUMBERS.

YAMAHA MOTOR CO., LTD.

COPY RIGHT: ALL RIGHTS RESERVED
NO PART OF THIS PUBLICATION MAY BE REPRODUCED WITHOUT PERMISSION.

YAMAHA
PARTS LIST
MODEL TY250C

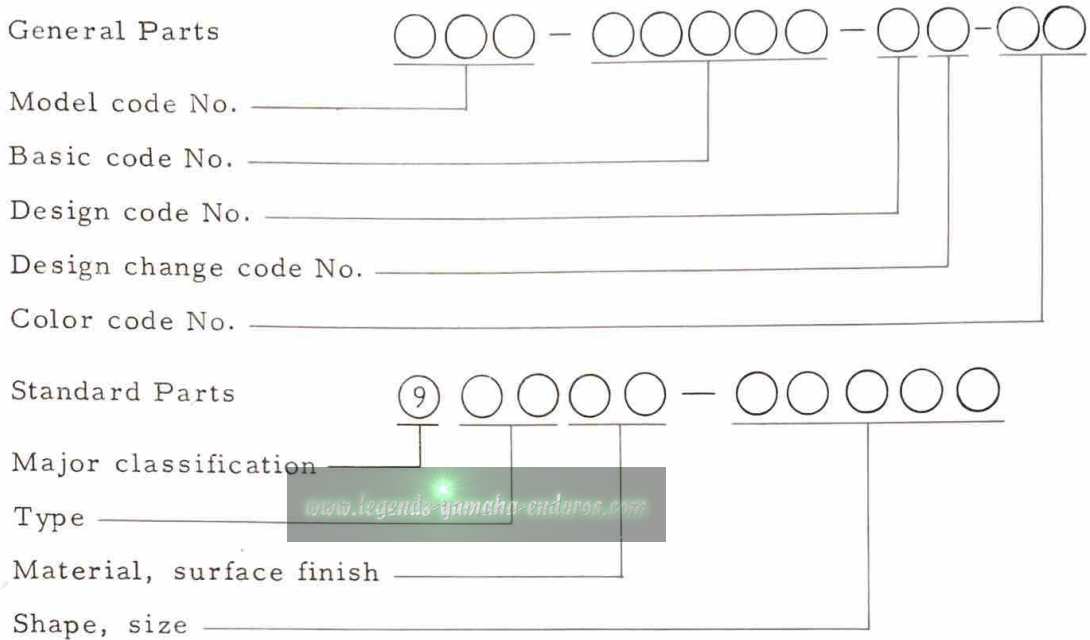
www.legends-yamaha-enduros.com

FOREWORD

This Parts List relates to the parts in use for the Yamaha TY250C. When you are ordering replacement parts for the TY250C, refer to this Parts List and quote both part numbers and part names correctly.

1. Structure of Part No.

Yamaha parts are divided largely into two categories; general parts and standard parts, and each part No. has the following structure:



Note: Every standard No. begins with 9.

2. How to Use this Parts List

(1) Except for steel balls (whose size is indicated in inches), the size of all parts is indicated in millimeters in the following manner.

- Hose (rubber or vinyl) Inside diameter - length
- O-ring Section area - inside diameter
- Washer, shim, collar Inside diameter - outside diameter - thickness (length)

(2) Parts, which are to be supplied in the form of assemblies, are listed with an indention of one letter's space, and a dot (.) is put

against the name of each part. If any two different assemblies (e.g., right and left side components) consist of almost the same type components, these two assemblies are listed in two lines, and then the names of component parts are listed in the subsequent lines with an indentation as mentioned earlier. The quantity of parts is given in the following manner; that is, in the case of parts being the same in type between the right and left, a total quantity of parts is given. On the other hand, if the right and left side parts are different in type, the quantity of part(s) on each side is given.

Example

Description	Q'ty
CARBURETOR ASS'Y, left	1
CARBURETOR ASS'Y, right	1
. JET, pilot	2
. NOZZLE, main	2
:	
:	
:	
:	
. LEVER, starter, left	1
. LEVER, starter, right	1

(3) Key to Symbols

U.R.	Use size (thickness) and/or number as required
U.N.	Use as many as you need
T	Number of teeth in a gear
V	Voltage for light bulbs
S	"S" type oil seal or "S" type circlip
SD	"SD" type oil seal
SO	"SO" type oil seal
SW	"SW" type oil seal
E	"E" type circlip
R	"R" type circlip
F/No.	Frame No. (Applicable machine No.)

- (4) The right and left in relation to parts are determined on the basis of the rider facing toward the front.
- (5) This Parts List is based on the model in the production line on Aug. 1, 1975 . Accordingly, if any modifications which have been made to parts will be announced in the Yamaha Parts News. It is advisable that according to the Yamaha Parts News, You will make necessary corrections to the Parts List on hand to keep it up-to dated.

CONTENTS

ENGINE

Fig. 1	Cylinder Head • Cylinder	1
Fig. 2	Crankcase	3
Fig. 3	Crankcase Cover	5
Fig. 4	Crank • Piston	7
Fig. 5	Clutch	11
Fig. 6	Transmission	13
Fig. 7	Shifter 1	17
Fig. 8	Shifter 2	19
Fig. 9	Kick Starter	21
Fig. 10	Intake	23
Fig. 11	Carburetor	25
Fig. 12	Exhaust	29
Fig. 13	Oil Pump	31
Fig. 14	Flywheel Magneto	33

CHASSIS

Fig. 15	Frame • Side Cover	37
Fig. 16	Rear Arm • Rear Cushion • Chain Case	41
Fig. 17	Stand • Footrest	45
Fig. 18	Brake Pedal	47
Fig. 19	Front Fender • Rear Fender	49
Fig. 20	Front Fork	51
Fig. 21	Steering	55
Fig. 22	Handle • Wire	57
Fig. 23	Fuel Tank	61
Fig. 24	Oil Tank	63
Fig. 25	Seat	65
Fig. 26	Front Wheel	67
Fig. 27	Rear Wheel	71

Fig. 28	Head Lamp	75
Fig. 29	Tail Lamp	77
Fig. 30	Electrical	79

ALTERNATE PARTS

Fig. 31	Alternate Parts	83
---------	-----------------	-------	----

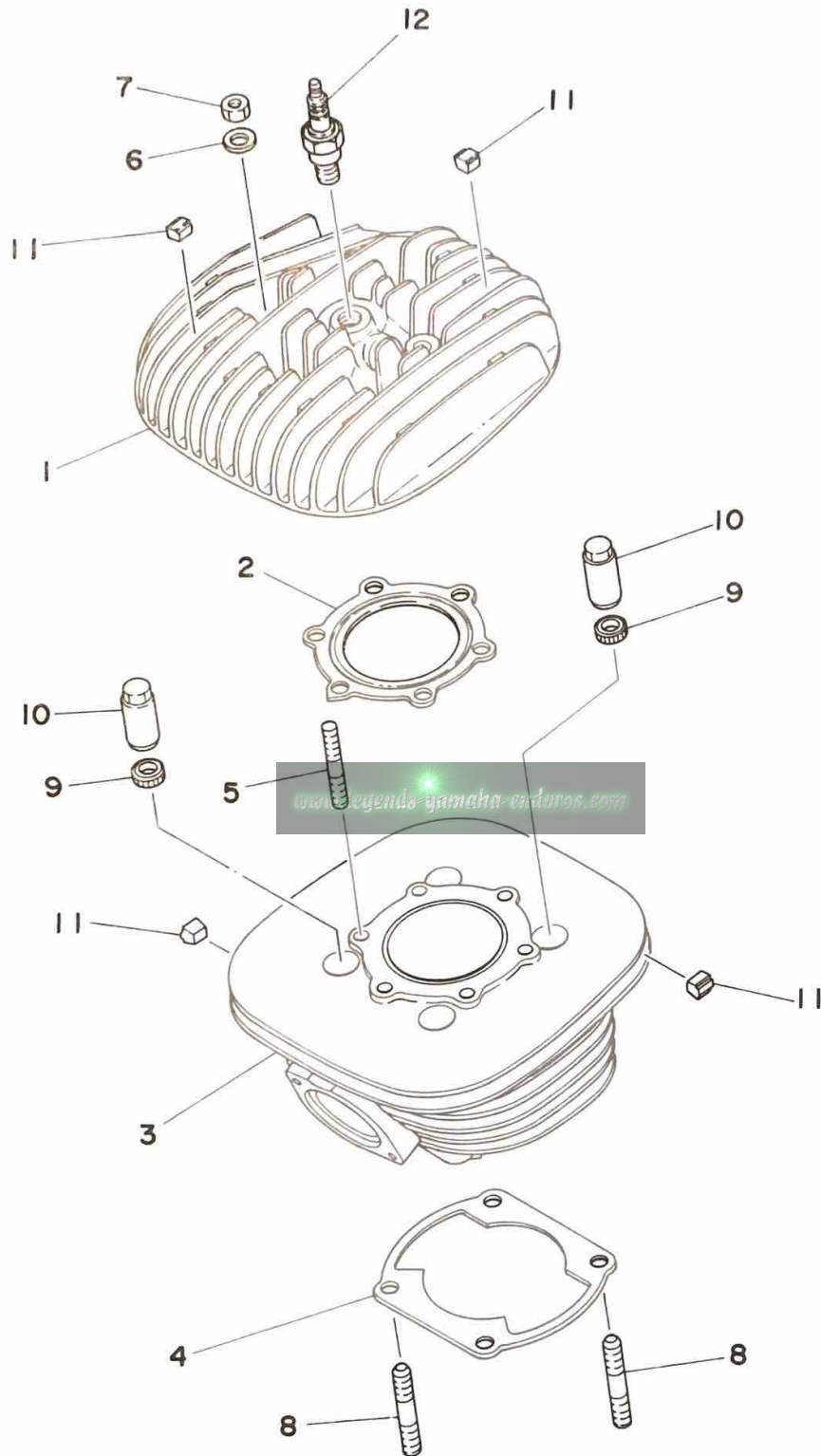
NUMERICAL INDEX

ENGINE

www.legends-yamaha-enduros.com

YAMAHA
PARTS

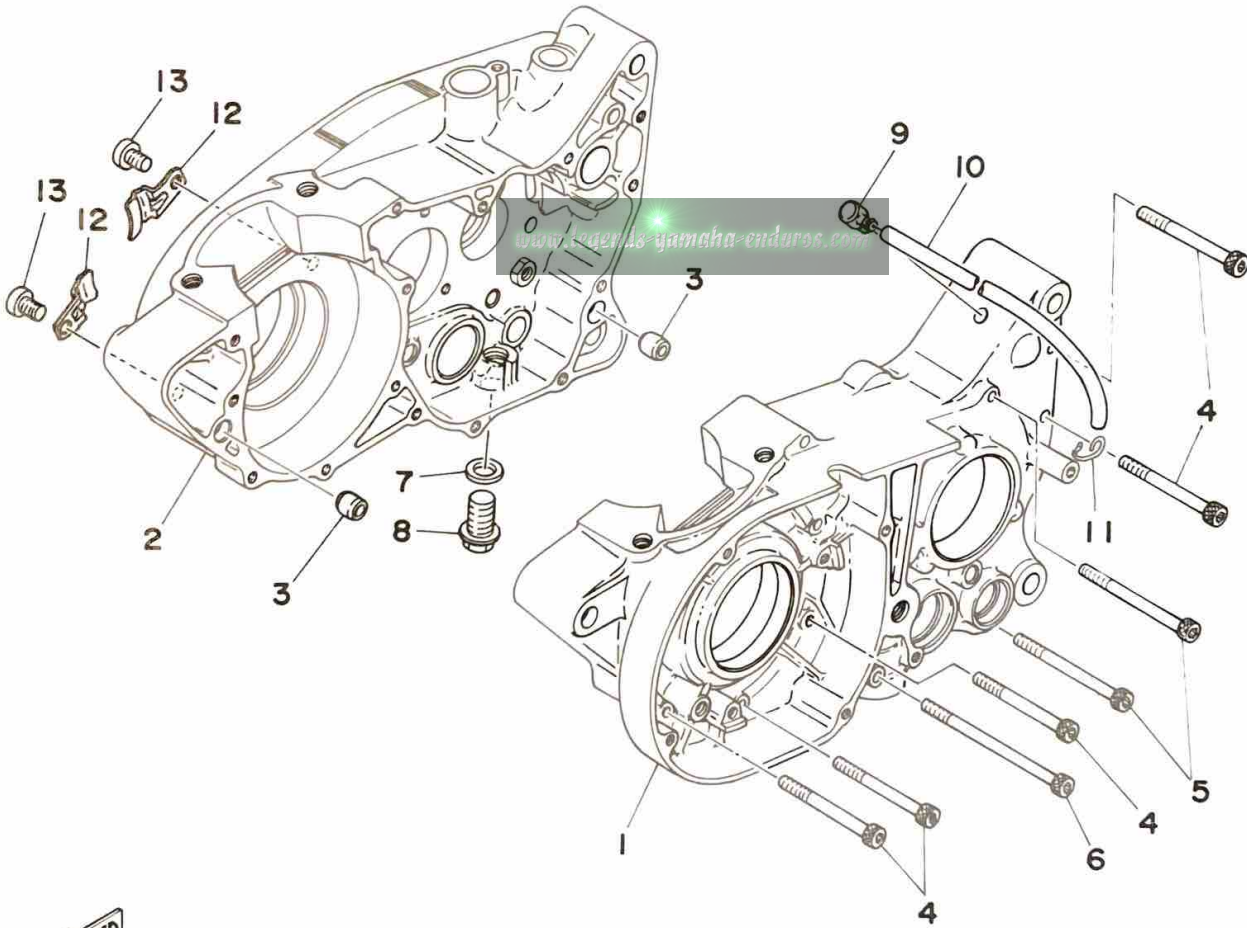
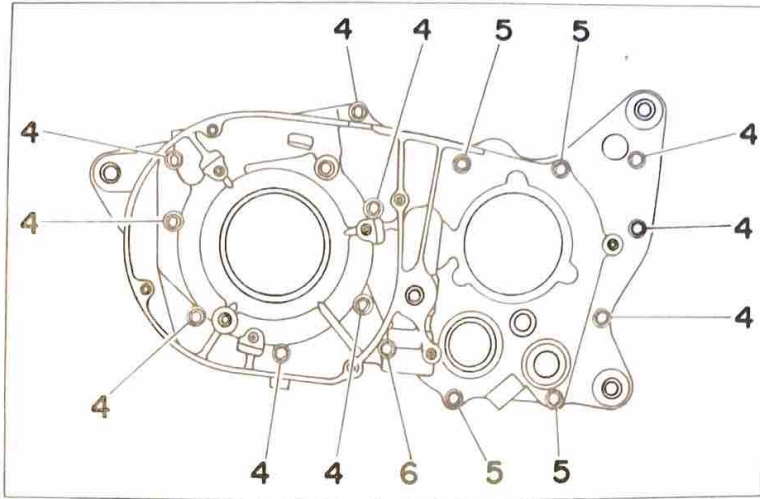
Fig. 1 CYLINDER HEAD · CYLINDER



Ref. No.	Parts No.	Description	Q'ty	Applicable Machine No.	Remarks
1- 1	434-11111-00	HEAD, cylinder	1		
2	434-11181-00	GASKET, cylinder head	1		
3	493-11311-01	CYLINDER	1		
4	364-11351-00	GASKET, cylinder	1		
5	90116-08104	BOLT, stud (363-11179-00)	6		
6	90201-08100	WASHER, plate (8.5-19-2.6)	6		
7	95301-08600	NUT, hexagon	6		
8	90116-10087	BOLT (363-11361-00)	4		
9	90201-11155	WASHER, plate (363-11175-00)	4		
10	90179-10072	NUT (434-11171-00)	4		
11	434-11161-00	ABSORBER	18		
12	94701-00044	PLUG, spark (B-7ES)	1		

www.legends-yamaha-enduros.com

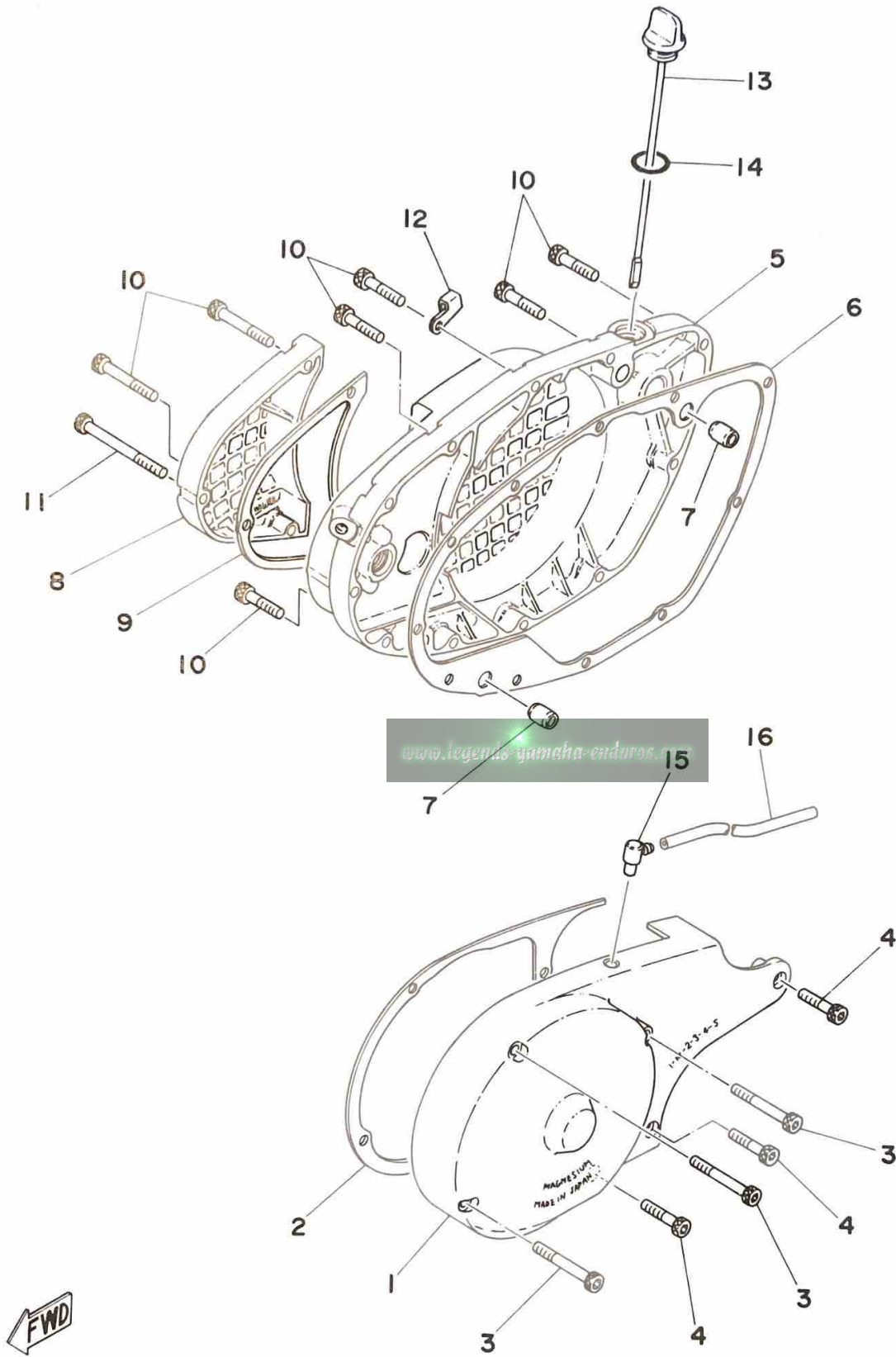
Fig. 2 CRANKCASE



Ref. No.	Parts No.	Description	Q'ty	Applicable Machine No.	Remarks
2- 1	434-15111-02	CASE, crank left	1		
2	434-15121-01	CASE, crank right	1		
3	91810-05016	PIN, dowel (8.4-12-16)	2		
4	91316-06065	BOLT	10		
5	91316-06075	BOLT	4		
6	91316-06100	BOLT	1		
7	137-15353-00	GASKET, drain plug	1		
8	90340-14034	PLUG (431-15351-00)	1		
9	498-15371-00	BREATHER	1		
10	90445-07177	HOSE (395-14197-00 4.2-310)	1		
11	90465-20035	CLAMP (438-15485-00)	1		
12	434-15118-00	HOLDER	2		
13	92501-08012	SCREW, panhead	2		

www.legends-yamaha-enduros.com

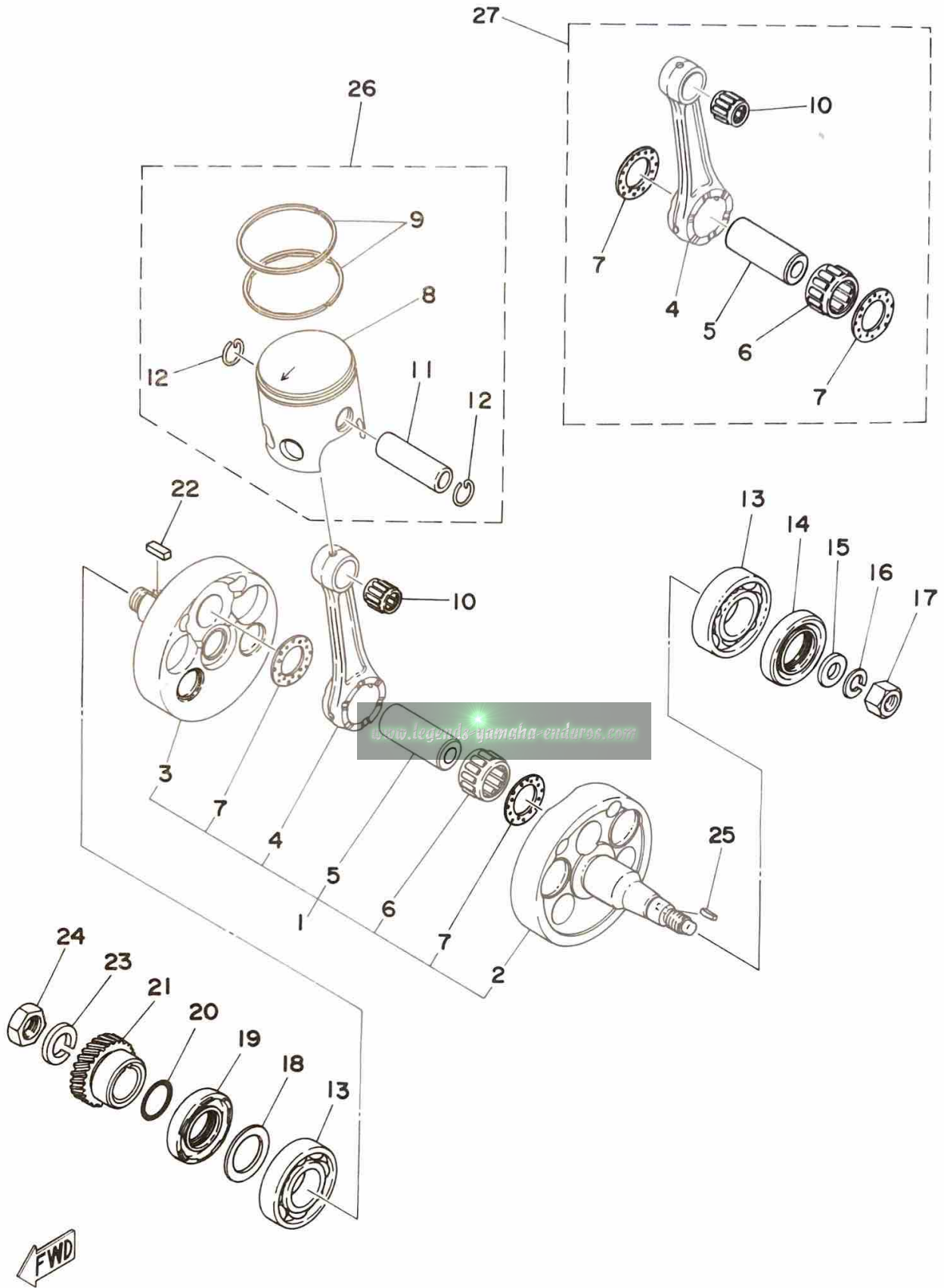
Fig. 3 CRANKCASE COVER



Ref. No.	Parts No.	Description	Q'ty	Applicable Machine No.	Remarks
3- 1	493-15411-00	COVER, crankcase left	1		
2	434-15451-00	GASKET, crankcase cover left	1		
3	91316-06050	BOLT	3		
4	91316-06030	BOLT	3		
5	493-15431-00	COVER, crankcase right	1		
6	434-15461-00	GASKET, crankcase cover right	1		
7	91810-05016	PIN, dowel (8.4-12-16)	2		
8	493-15416-00	COVER, oil pump	1		
9	493-15456-00	GASKET, oil pump cover	1		
10	91316-06030	BOLT	12		
11	91316-06070	BOLT	1		
12	90465-10072	CLAMP	1		
13	498-15363-00	PLUG, oil	1		
14	93210-19123	O-RING (2.4-19)	1		
15	498-15371-00	BREATHER	1		
16	90445-07040	HOSE (296-21745-00 4.2-510)	1		

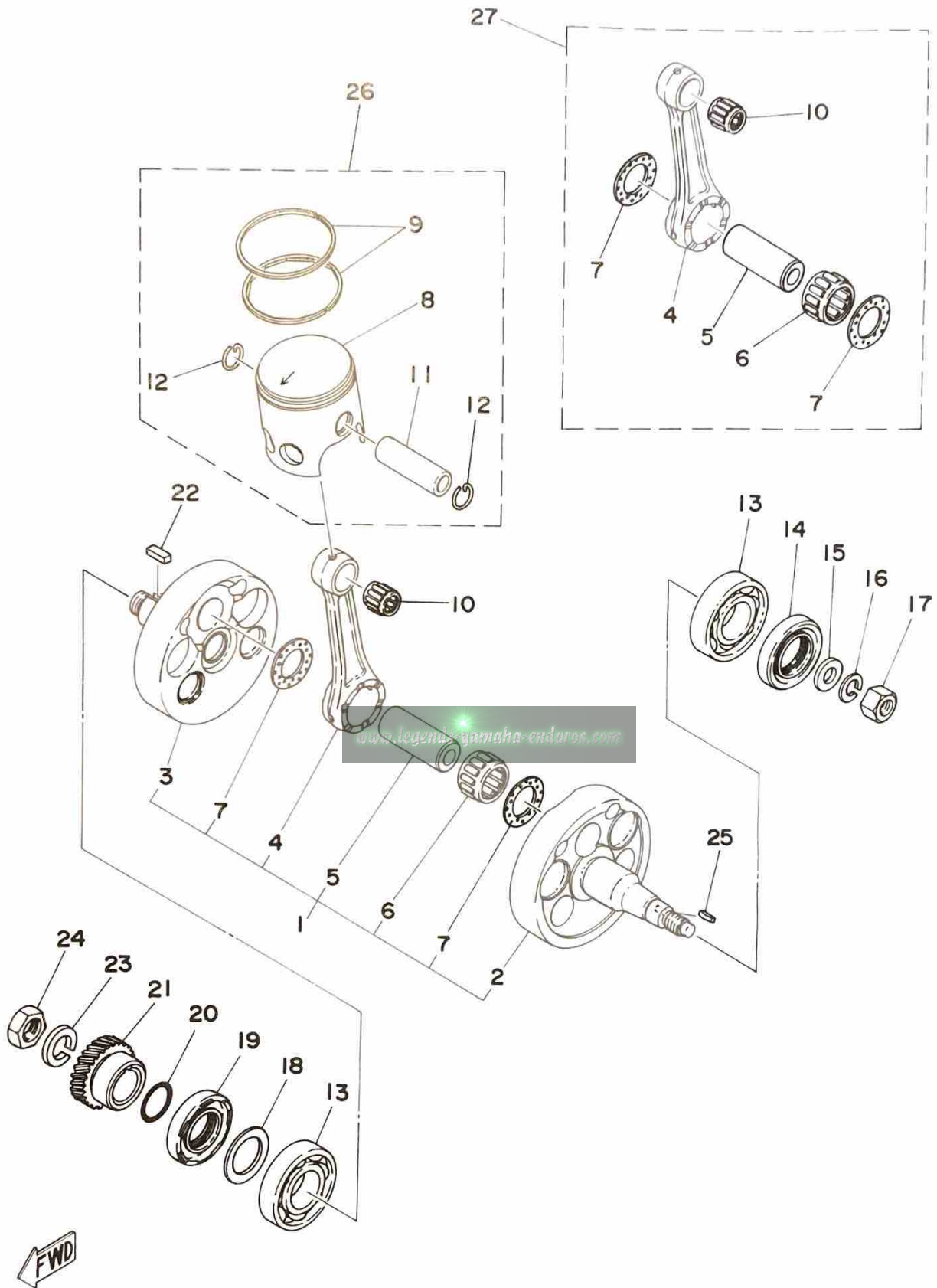
www.legends-yamaha-enduros.com

Fig. 4 CRANK · PISTON



Ref. No.	Parts No.	Description	Q'ty	Applicable Machine No.	Remarks
4- 1	493-11400-00	CRANK ASS'Y	1		
2	434-11412-01	. CRANK, left	1		
3	493-11422-00	. CRANK, right	1		
4	498-11651-00	. ROD, connecting	1		
5	275-11681-00	. PIN, crank	1		
6	93310-42541	. BEARING, con-rod big end	1		
7	90209-25085	. WASHER (275-11685-00)	2		
8	438-11631-01-96	PISTON (69.96mm STD)	1	U. R	
	438-11631-01-98	PISTON (69.98mm STD)			
	438-11635-01	PISTON (70.25mm 1st O.S)	1		Alternate Parts
	438-11636-01	PISTON (70.50mm 2nd O.S)	1		Alternate Parts
	438-11637-01	PISTON (70.75mm 3rd O.S)	1		Alternate Parts
	438-11638-01	PISTON (71.00mm 4th O.S)	1		Alternate Parts
9	434-11610-00	PISTON RING SET (STD)	1s		
	434-11610-10	PISTON RING SET (1st O.S)	1s		Alternate Parts
	434-11610-20	PISTON RING SET (2nd O.S)	1s		Alternate Parts
	434-11610-30	PISTON RING SET (3rd O.S)	1s		Alternate Parts
	434-11610-40	PISTON RING SET (4th O.S)	1s		Alternate Parts
10	93310-21874	BEARING, con-rod small end	1		
11	214-11633-00	PIN, piston	1		
12	93450-20026	CLIP (604-11634-00)	2		
13	93306-20601	BEARING (6206)	2		
14	93103-30092	OIL SEAL (SW-30-55-10)	1		
15	90201-12535	WASHER, plate (12.2-22-3.2)	1		
16	92901-12100	WASHER, spring	1		
17	90170-12181	NUT, hexagon	1		
18	156-11564-00-03	SHIM, crank 4 (30.4-44-0.3)	1	U. R	
	156-11564-00-04	SHIM, crank 4 (30.4-44-0.4)			
	156-11564-00-05	SHIM, crank 4 (30.4-44-0.5)			
	156-11564-00-06	SHIM, crank 4 (30.4-44-0.6)			
	156-11564-00-07	SHIM, crank 4 (30.4-44-0.7)			
19	93103-40091	OIL SEAL (SW-40-55-10)	1		

Fig. 4 CRANK · PISTON



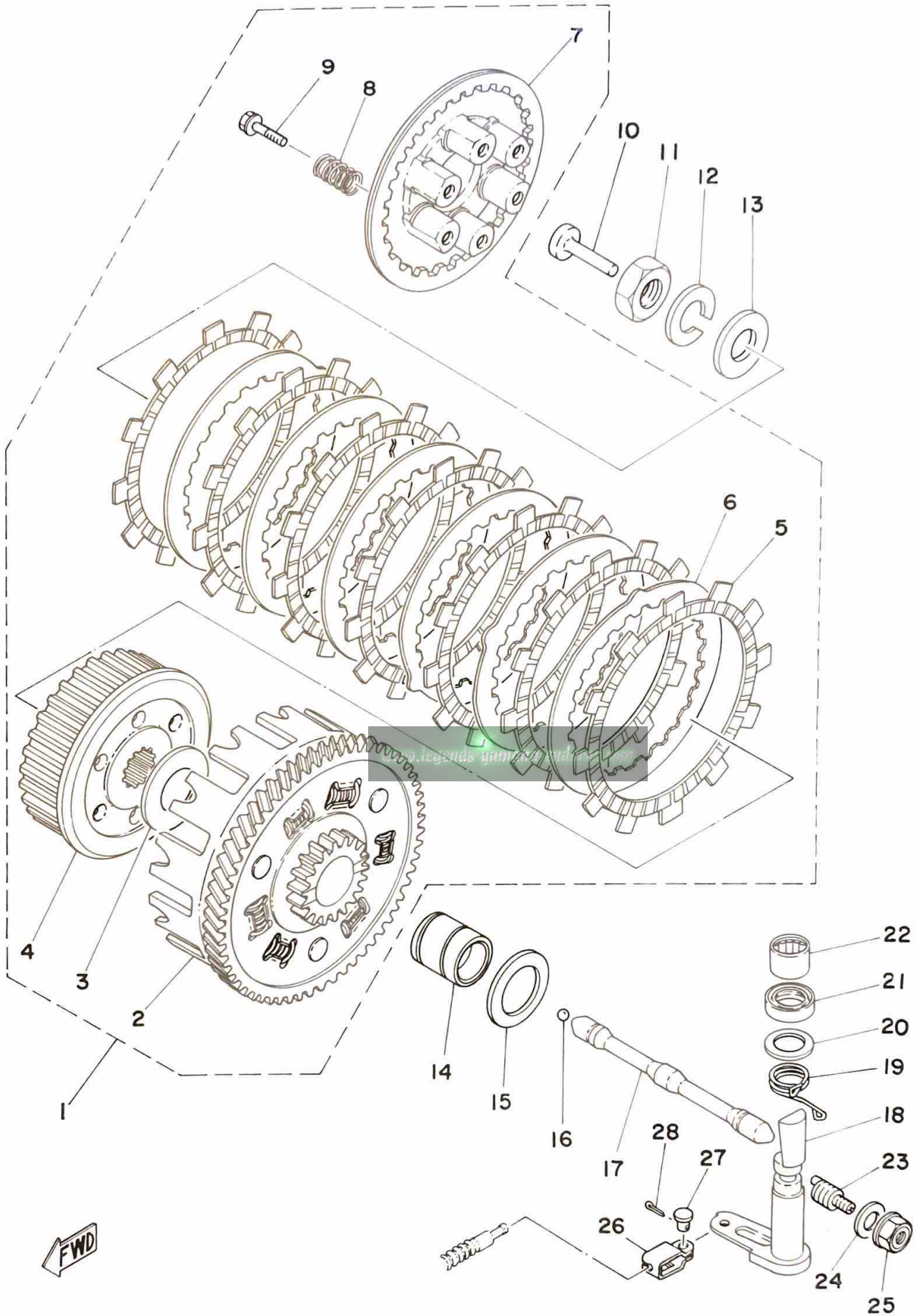
Ref. No.	Parts No.	Description	Q'ty	Applicable Machine No.	Remarks
4-20	93210-29282	O-RING (1.9-29.5)	1		
21	493-16111-00	GEAR, primary drive (20T)	1		
22	90282-70019	KEY, straight	1		
23	92901-18100	WASHER, spring	1		
24	90179-18172	NUT, hexagon	1		
25	90280-05013	KEY, woodruff	1		

ALTERNATE PARTS

26	434-11630-00	PISTON ASS'Y (STD)	1	} Ref. No. 8,9,11,12
	434-11630-10	PISTON ASS'Y (1st O.S)	1	
	434-11630-20	PISTON ASS'Y (2nd O.S)	1	
	434-11630-30	PISTON ASS'Y (3rd O.S)	1	
	434-11630-40	PISTON ASS'Y (4th O.S)	1	
27	498-11650-00	CONNECTING ROD ASS'Y	1	Ref. No. 4.5.6.7.10

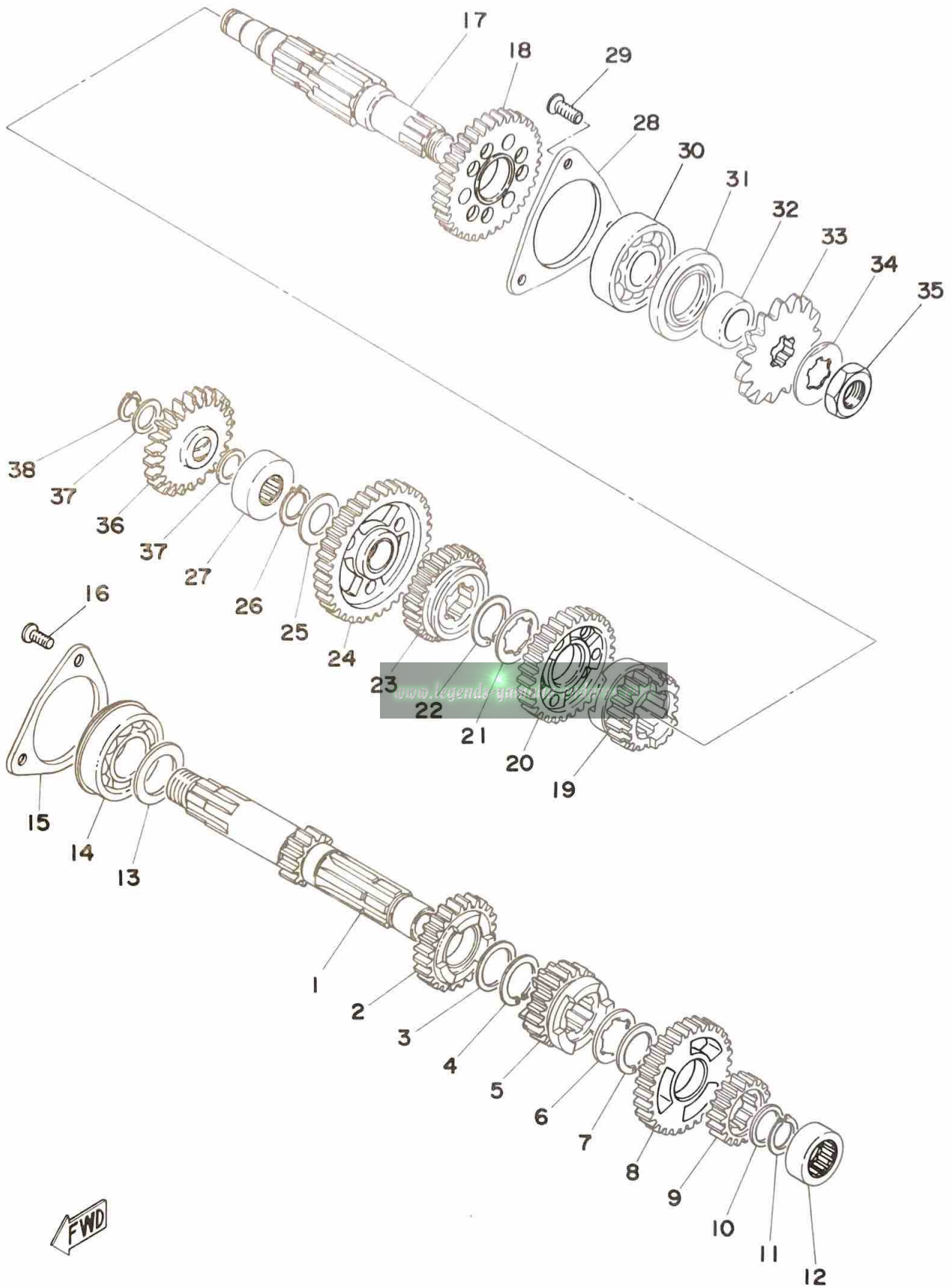


Fig. 5 CLUTCH



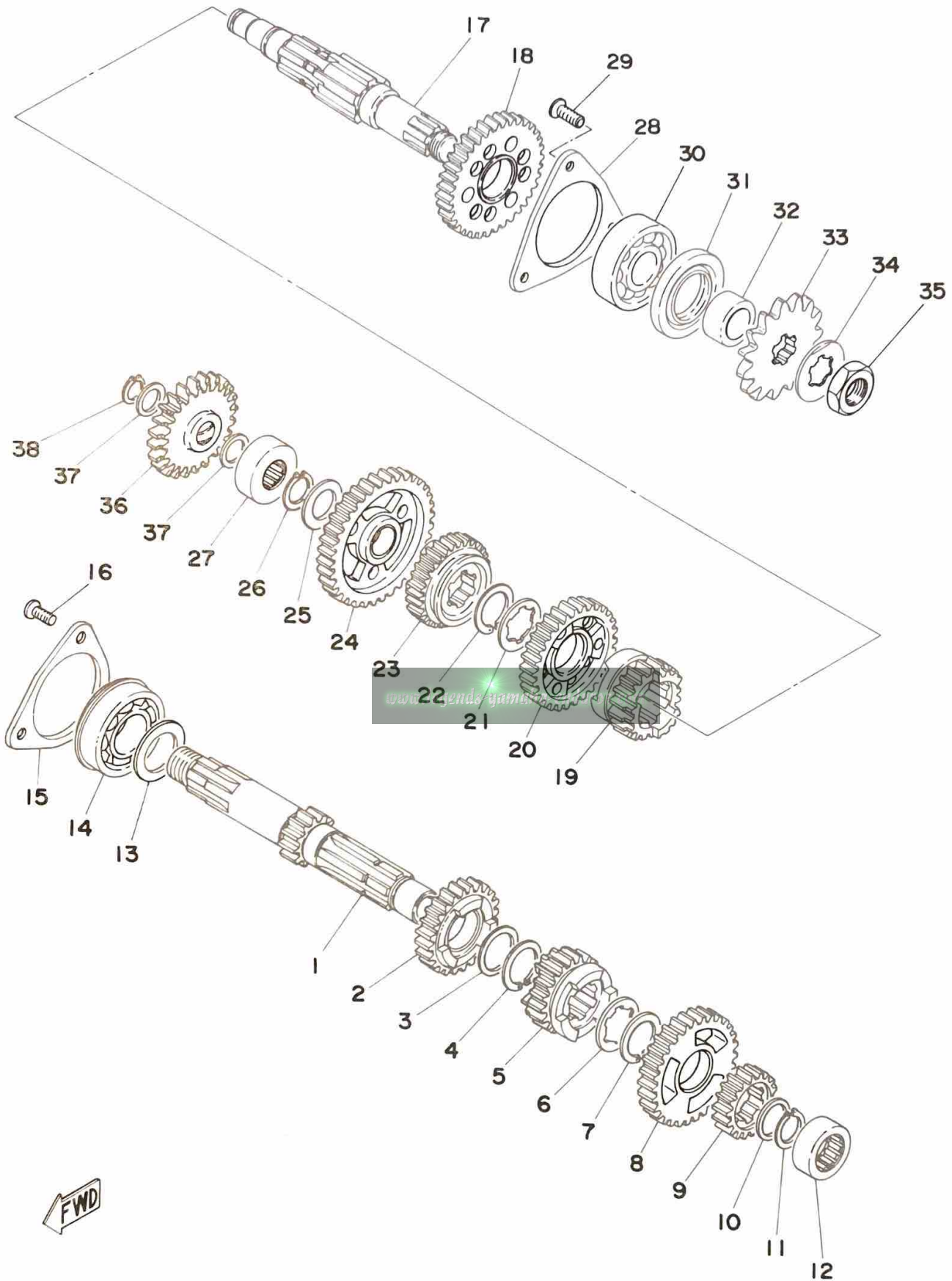
Ref. No.	Parts No.	Description	Q'ty	Applicable Machine No.	Remarks
5- 1	493-16301-00	CLUTCH ASS'Y	1		
2	493-16150-00	. PRIMARY DRIVEN GEAR COMP. (68T)	1		
3	170-16164-00	. PLATE, thrust 2	1		
4	498-16371-00	. BOSS, clutch	1		
5	360-16321-00	. PLATE, friction	7		
6	498-16325-00	. PLATE, clutch	6		
7	498-16351-00	. PLATE, pressure	1		
8	90501-23138	. SPRING (168-16333-00)	6		
9	90159-06010	. SCREW, with washer	6		
10	174-16356-00	ROD, push	1		
11	90170-18089	NUT, hexagon (156-16174100)	1		
12	92901-18100	WASHER, spring	1		
13	92901-18200	WASHER, plain	1		
14	498-16181-00	SPACER	1		
15	360-16154-00	PLATE, thrust 1	1		
16	93511-32027	BALL (11/32 inch)	1		
17	510-16356-00	ROD, push	1		
18	434-16382-01	AXLE, push lever	1		
19	90508-12131	SPRING, tension (363-16345-00)	1		
20	90201-17327	WASHER, plate (17.5-28-6)	1		
21	93102-17004	OIL SEAL (SD-17-28-6)	1		
22	93315-11720	BEARING (15000)	1		
23	364-16343-00	SCREW, adjusting	1		
24	90430-12036	GASKET (363-16387-00)	1		
25	363-16344-00	NUT, adjusting	1		
26	498-16389-00	JOINT	1		
27	90240-06005	PIN, with hole (214-16379-00)	1		
28	91401-10010	PIN, cotter	1		

Fig. 6 TRANSMISSION



Ref. No.	Parts No.	Description	Q'ty	Applicable Machine No.	Remarks
6- 1	493-17411-00	AXLE, main (14T)	1		
2	434-17141-01	GEAR, 4th pinion (26T)	1		
3	256-17154-00-10	WASHER, gear hold (25.2-30-1.0) ..	} U. R 1		
	256-17154-00-12	WASHER, gear hold (25.2-30-1.2) ..			
4	93440-25027	CIRCLIP (25φ special)	1		
5	434-17131-01	GEAR, 3rd pinion (21T)	1		
6	90209-22082	WASHER (434-17216-00)	1		
7	93440-25019	CIRCLIP (25φ special)	1		
8	434-17151-00	GEAR, 5th pinion (32T)	1		
9	434-17121-00	GEAR, 2nd pinion (17T)	1		
10	90201-20266	WASHER, plate (132-17216-00)	1		20-25-1.0
11	93410-19015	CIRCLIP (S-19)	1		
12	93311-42018	BEARING	1		
13	168-17428-01-03	SHIM, drive axle (25-34-0.3)	} U. R 1		
	168-17428-01-05	SHIM, drive axle (25-34-0.5)			
14	93306-20515	BEARING (6205)	1		
15	363-15383-00	PLATE, bearing cover	1		
16	92701-06015	SCREW, flathead	3		
17	434-17421-00	AXLE, drive	1		
18	434-17221-01	GEAR, 2nd wheel (35T)	1		
19	434-17251-01	GEAR, 5th wheel (21T)	1		
20	434-17231-02	GEAR, 3rd wheel (32T)	1		
21	90209-22082	WASHER (434-17216-00)	1		
22	93440-25019	CIRCLIP (25φ special)	1		
23	434-17241-00	GEAR, 4th wheel (27T)	1		
24	434-17211-00	GEAR, 1st wheel (38T)	1		
25	90201-20278	WASHER, plate (168-17116-00)	1		20.2-30-1.5
26	93410-19015	CIRCLIP (S-19)	1		
27	93313-31709	BEARING (13000)	1		
28	493-15381-00	PLATE, bearing cover	1		
29	92701-06012	SCREW, flathead	3		
30	93306-30411	BEARING (6304)	1		

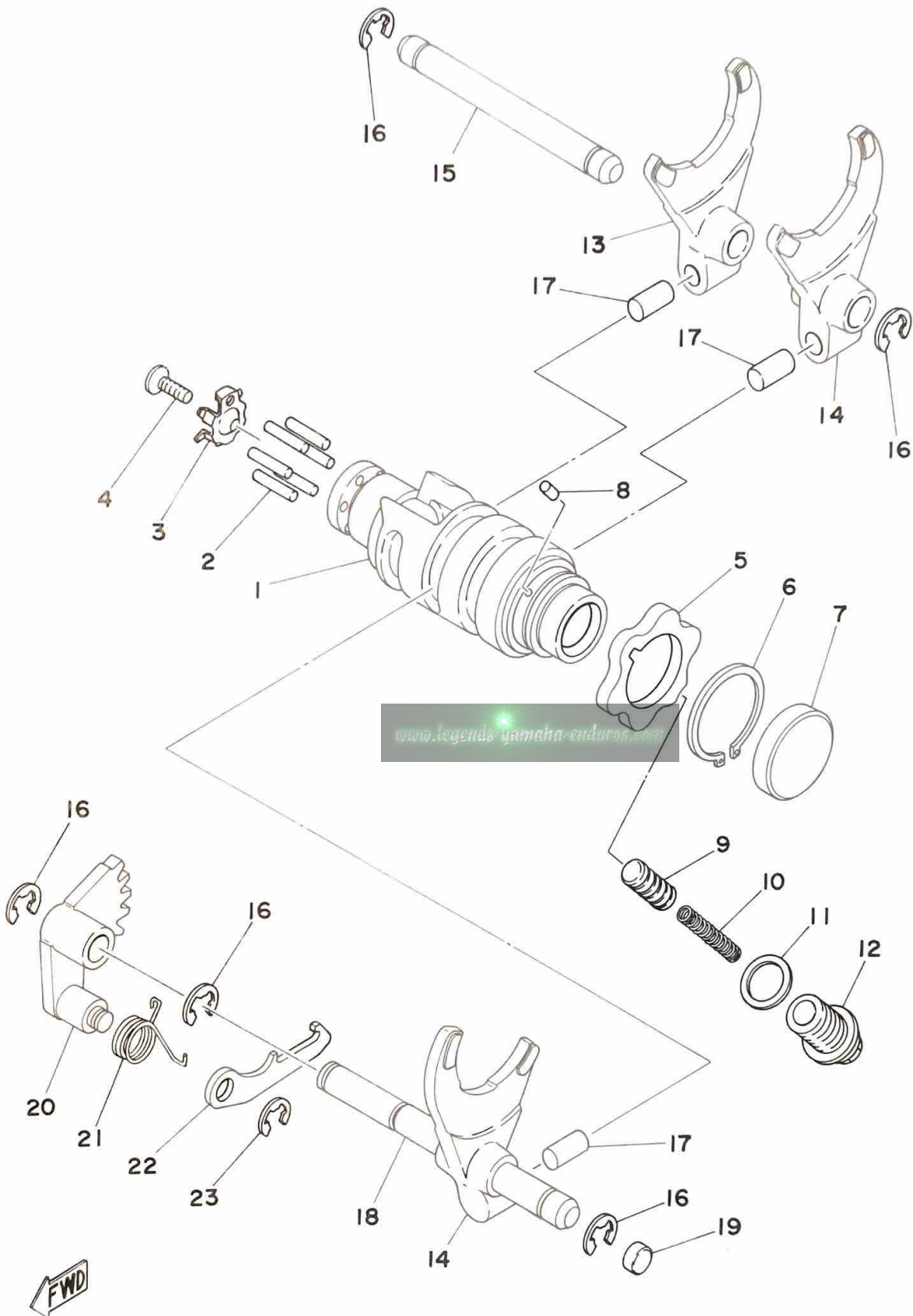
Fig. 6 TRANSMISSION



Ref. No.	Parts No.	Description	Q'ty	Applicable Machine No.	Remarks
6-31	93102-28023	OIL SEAL (SD-28-52-6)	1		
32	90387-20437	COLLAR (434-17462-00)	1		
33	174-17461-30	GEAR, sprocket drive (13T)	} U. R 1		STD:ENGLAND
	174-17461-40	GEAR, sprocket drive (14T)			STD
	174-17461-50	GEAR, sprocket drive (15T)			
34	90215-16020	WASHER, lock (102-17464-00)	1		
35	90179-16018	NUT (102-17463-00)	1		
36	434-15651-00	GEAR, idle (23T)	1		
37	164-17417-00-10	SHIM, main axle (15.2-20-1.0)	2		
38	93410-15005	CIRCLIP (S-15)	1		

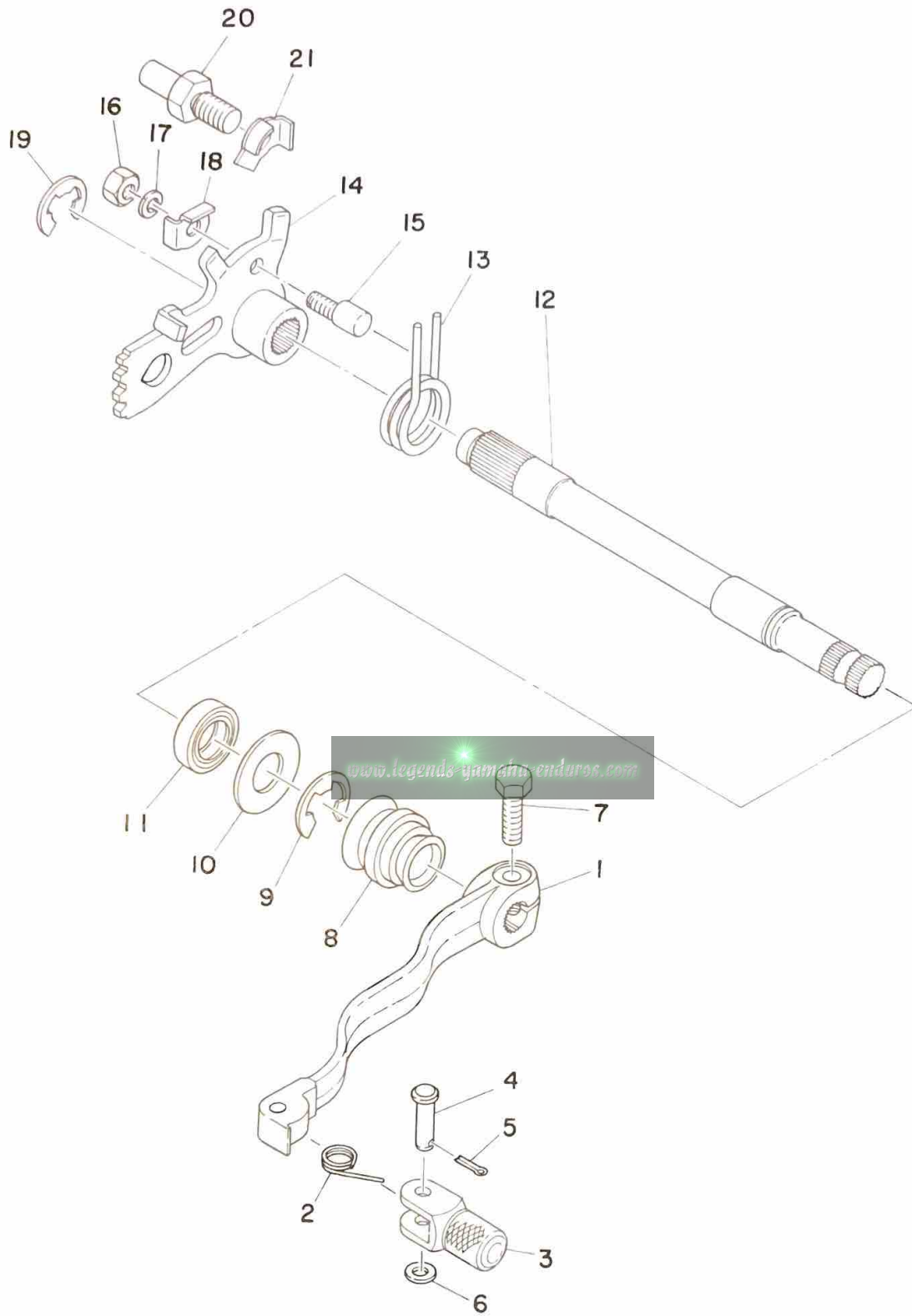
www.legends-yamaha-enduros.com

Fig. 7 SHIFTER 1



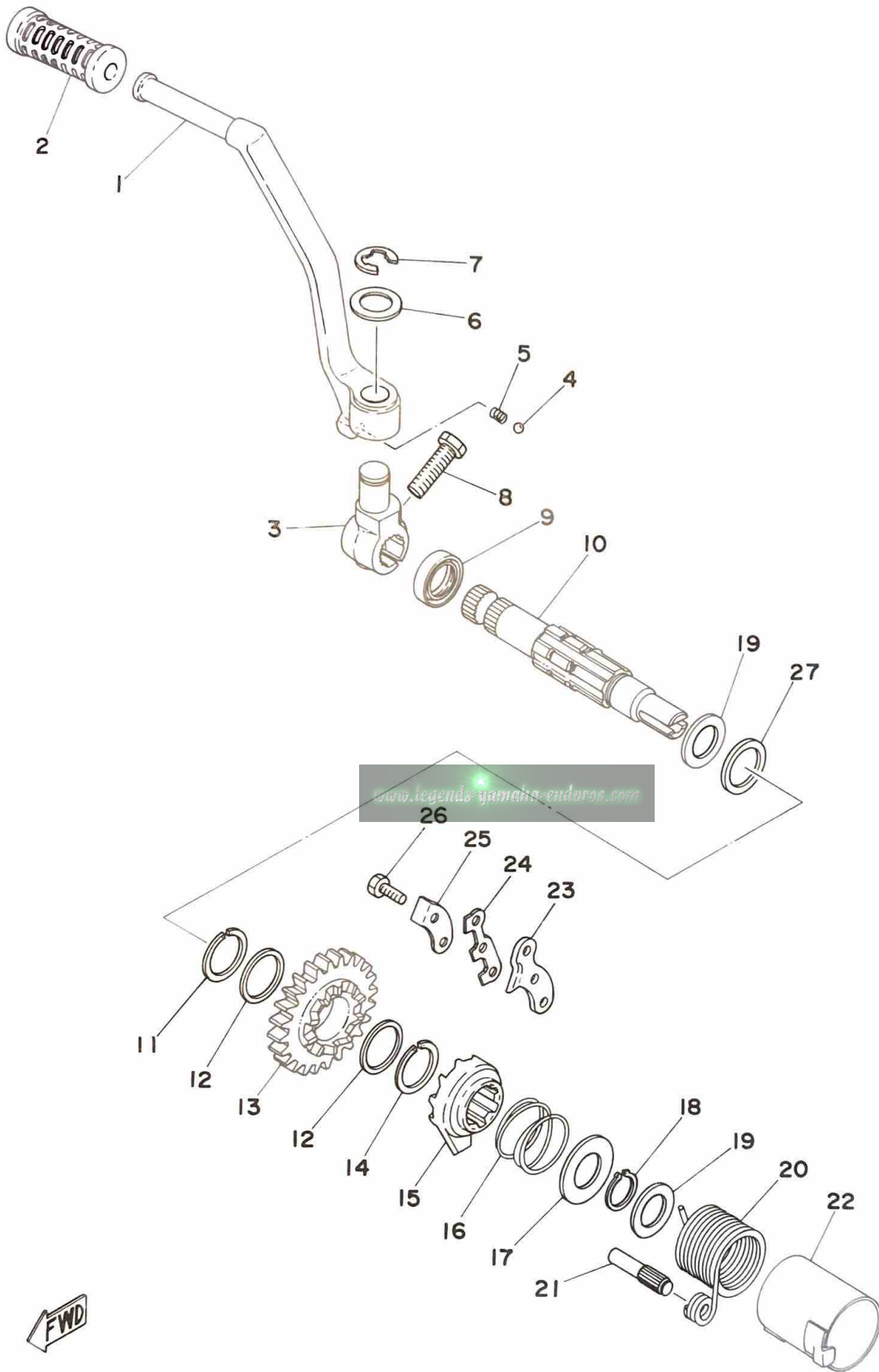
Ref. No.	Parts No.	Description	Q'ty	Applicable Machine No.	Remarks
7- 1	434-18541-03	CAM, shift	1		
2	93604-18100	PIN, dowel (4-18)	6		
3	434-18561-00	PLATE, side	1		
4	98701-05012	SCREW, flathead	1		
5	360-18141-01	PLATE, stopper	1		
6	93410-30012	CIRCLIP (S-30)	1		
7	90338-32031	PLUG (214-18533-00)	1		
8	93604-08071	PIN, dowel (4-8)	1		
9	278-18547-02	STOPPER, cam	1		
10	90501-10062	SPRING (278-18557-00)	1		
11	137-15353-00	GASKET, drain plug	1		
12	90109-14390	BOLT	1		
13	363-18511-00	FORK, shift 1	1		
14	364-18511-00	FORK, shift	2		
15	363-18535-00	BAR, shift fork guide 2	1		
16	93430-08006	CIRCLIP (E-8)	5		
17	90250-08017	PIN (278-18552-00)	3		
18	363-18531-00	BAR, shift fork guide 1	1		
19	90338-10063	PLUG, straight	1		
20	434-18122-00	LEVER, change 2	1		
21	90508-08008	SPRING, torsion (363-18123-00) ..	1		
22	498-18151-02	LEVER, change 3	1		
23	93430-07012	CIRCLIP (E-7)	1		

Fig. 8 SHIFTER 2



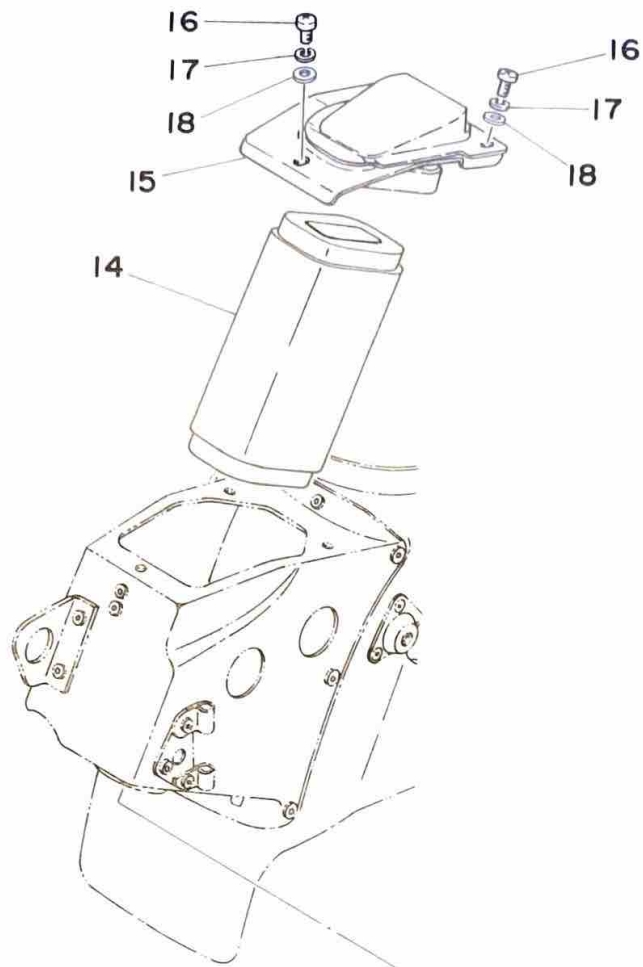
Ref. No.	Parts No.	Description	Q'ty	Applicable Machine No.	Remarks
8- 1	493-18111-01-93	PEDAL, change	1		
2	90508-14262	SPRING, torsion	1		
3	493-18112-02	ARM, change	1		
4	90240-06043	PIN, with hole	1		
5	91401-20012	PIN, cotter	1		
6	90201-06037	WASHER, plate (6.2-11-1.0)	1		
7	97321-06020	BOLT, hexagon	1		
8	214-18131-00	BOOT, sealing	1		
9	93430-12009	CIRCLIP (E-12)	1		
10	90201-14220	WASHER, plate (248-18137-00)	1		6.2-11-1.0
11	93109-14005	OIL SEAL (SDO-14-24-6)	1		
12	363-18125-00	SHAFT, change	1		
13	90508-32052	SPRING, torsion (214-18124-00)	1		
14	434-18121-00	LEVER, change 1	1		
15	90149-06017	SCREW (214-18186-00)	1		
16	95301-06600	NUT, hexagon	1		
17	92901-06100	WASHER, spring	1		
18	90215-06016	WASHER, lock	1		
19	93430-10016	CIRCLIP (E-10)	1		
20	278-18127-00	STOPPER, screw	1		
21	90215-08015	WASHER, lock (214-18139-02)	1		

Fig. 9 KICK STARTER

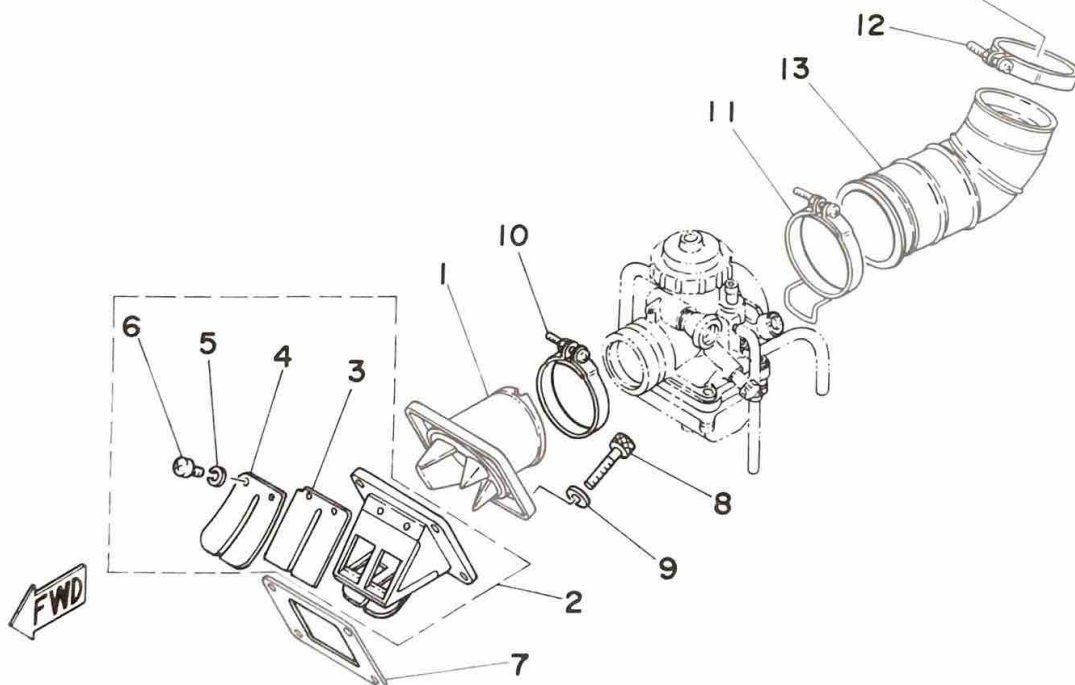


Ref. No.	Parts No.	Description	Q'ty	Applicable Machine No.	Remarks
9- 1	434-15611-00-93	CRANK, kick	1		
2	156-15618-01	COVER, kick lever	1		
3	434-15621-00-91	BOSS, kick crank	1		
4	93507-32009	BALL (7/32 inch)	1		
5	90501-12081	SPRING (278-15622-00)	1		
6	90201-15234	WASHER, plate (278-15613-00)	1		15.5-24-1.5
7	93430-10016	CIRCLIP (E-10)	1		
8	97311-08030	BOLT, hexagon	1		
9	93109-20014	OIL SEAL (SDO-20-30-4.5)	1		
10	434-15661-00	AXLE, kick	1		
11	93440-25019	CIRCLIP (E-25 special)	1		
12	256-17154-00-10	WASHER, gear hold (25.2-30-1.0) ..	} U. R 2		
	256-17154-00-12	WASHER, gear hold (25.2-30-1.2) ..			
13	434-15641-00	GEAR, kick (26T)	1		
14	93440-25027	CIRCLIP (E-25 special)	1		
15	363-15671-01	WHEEL, ratchet	1		
16	90501-23143	SPRING (363-15675-00)	1		
17	363-15676-00	COVER, spring	1		
18	93410-19015	CIRCLIP (S-19)	1		
19	90201-20278	WASHER, plate (168-17116-00)	1		20.2-30-1.5
20	90508-32208	SPRING, torsion (434-15665-00)	2		
21	364-15668-00	STOPPER, kick spring	1		
22	434-15664-00	GUIDE, spring	1		
23	363-15674-00	GUIDE, ratchet wheel	1		
24	363-15686-00	WASHER, lock	1		
25	434-15668-00	STOPPER	1		
26	97310-06015	BOLT, hexagon	3		
27	156-17417-00-01	SHIM, main axle (25.1-31-0.1)	} U. R 1		
	156-17417-00-02	SHIM, main axle (25.1-31-0.2)			
	156-17417-00-03	SHIM, main axle (25.1-31-0.3)			

Fig. 10 INTAKE



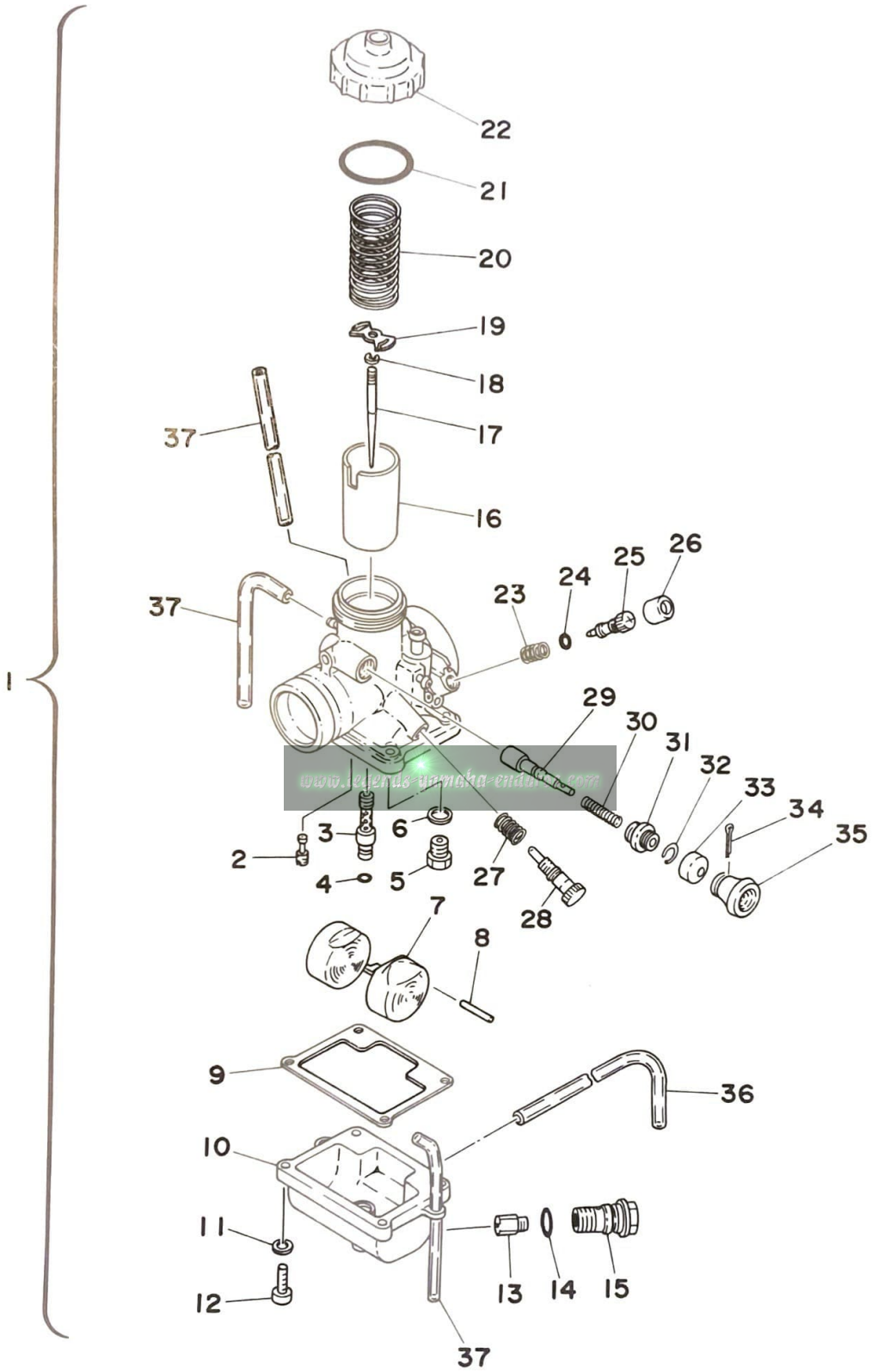
www.legends-yamaha-enduros.com



Ref. No.	Parts No.	Description	Q'ty	Applicable Machine No.	Remarks
10- 1	434-13565-00	JOINT, carburetor	1		
2	345-13610-70	REED VALVE ASS'Y	1		
3	345-13613-70	. VALVE, reed	2		
4	345-13616-70	. STOPPER, reed valve	2		
5	92901-03100	. WASHER, spring	4		
6	98512-03008	. SCREW, panhead	4		
7	314-13621-02	PACKING, valve seat	1		
8	91316-06025	BOLT	4		
9	92901-06200	WASHER, plain	4		
10	90460-43053	CLAMP, hose (304-14455-70)	1		
11	90460-49075	CLAMP, hose	1		
12	90460-49058	CLAMP, hose (278-14455-00)	1		
13	493-14453-01	JOINT, air cleaner	1		
14	434-14451-00	ELEMENT	1		
15	508-14412-00	CAP, case	1		
16	98501-05010	SCREW, panhead	3		
17	92901-05100	WASHER, spring	3		
18	92901-05200	WASHER, plain	3		

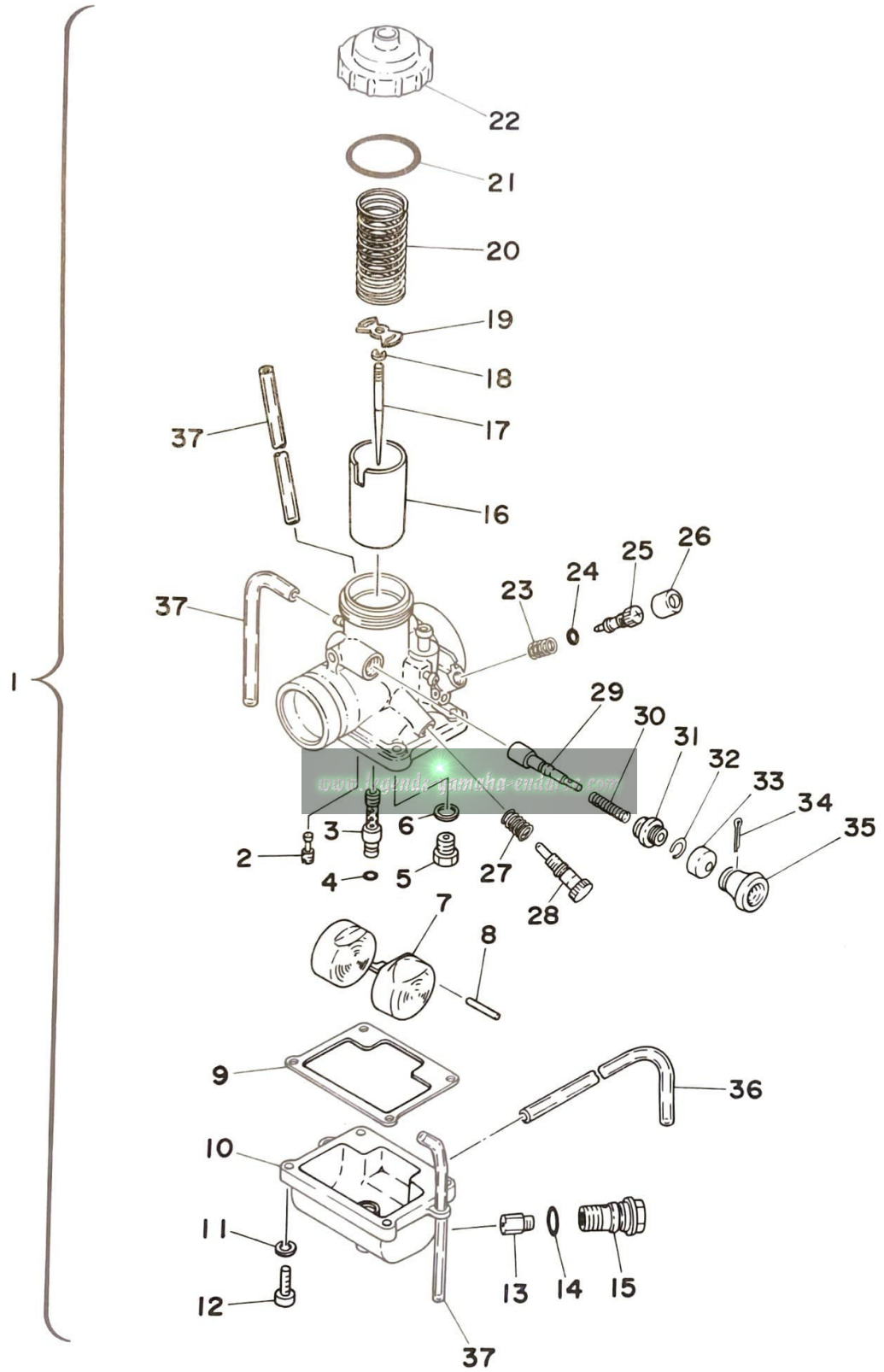
www.legends-yamaha-enduros.com

Fig. 11 CARBURETOR



Ref. No.	Parts No.	Description	Q'ty	Applicable Machine No.	Remarks
11- 1	493-14101-62	CARBURETOR ASS'Y	1		
2	260-14142-35	. JET, pilot (#35)	1		
3	493-14141-28	. NOZZLE, main (N-8)	1		
4	214-14147-00	. O-RING	1		
5	168-14190-25	. VALVE SEAT ASS'Y (#2.5)	1		
6	214-14195-00	. WASHER, valve seat	1		
7	493-14185-00	. FLOAT	1		
8	137-14186-01	. PIN, float	1		
9	304-14184-00	. GASKET, float chamber	1		
10	493-14181-00	. BODY, float chamber	1		
11	92901-04100	. WASHER, spring	4		
12	98501-04015	. SCREW, panhead	4		
13	137-14143-54	. JET, main (#270)	} U. R 1		STD
	137-14143-56	. JET, main (#280)			
	137-14143-58	. JET, main (#290)			
14	93220-09001	. O-RING	1		
15	493-14166-00	. BOLT, banjo	1		
16	493-14112-30	. VALVE, throttle (#3.0)	1		
17	164-14116-06	. NEEDLE (4L6-3)	1		
18	164-14137-00	. CLIP	1		
19	246-14132-00	. STOPPER, cable	1		
20	248-14131-00	. SPRING, throttle valve	1		
21	361-14147-00	. O-RING	1		
22	493-14158-00	. TOP, mixing chamber	1		
23	174-14134-00	. SPRING, air adjusting	1		
24	354-14147-00	. O-RING	1		
25	493-14123-00	. SCREW, air adjusting	1		
26	493-14968-00	. CAP	1		
27	493-14133-00	. SPRING, throttle stop	1		
28	493-14122-00	. SCREW, throttle	1		
29	304-14171-00	. PLUNGER, starter	1		
30	156-14135-00	. SPRING, plunger	1		

Fig. 11 CARBURETOR

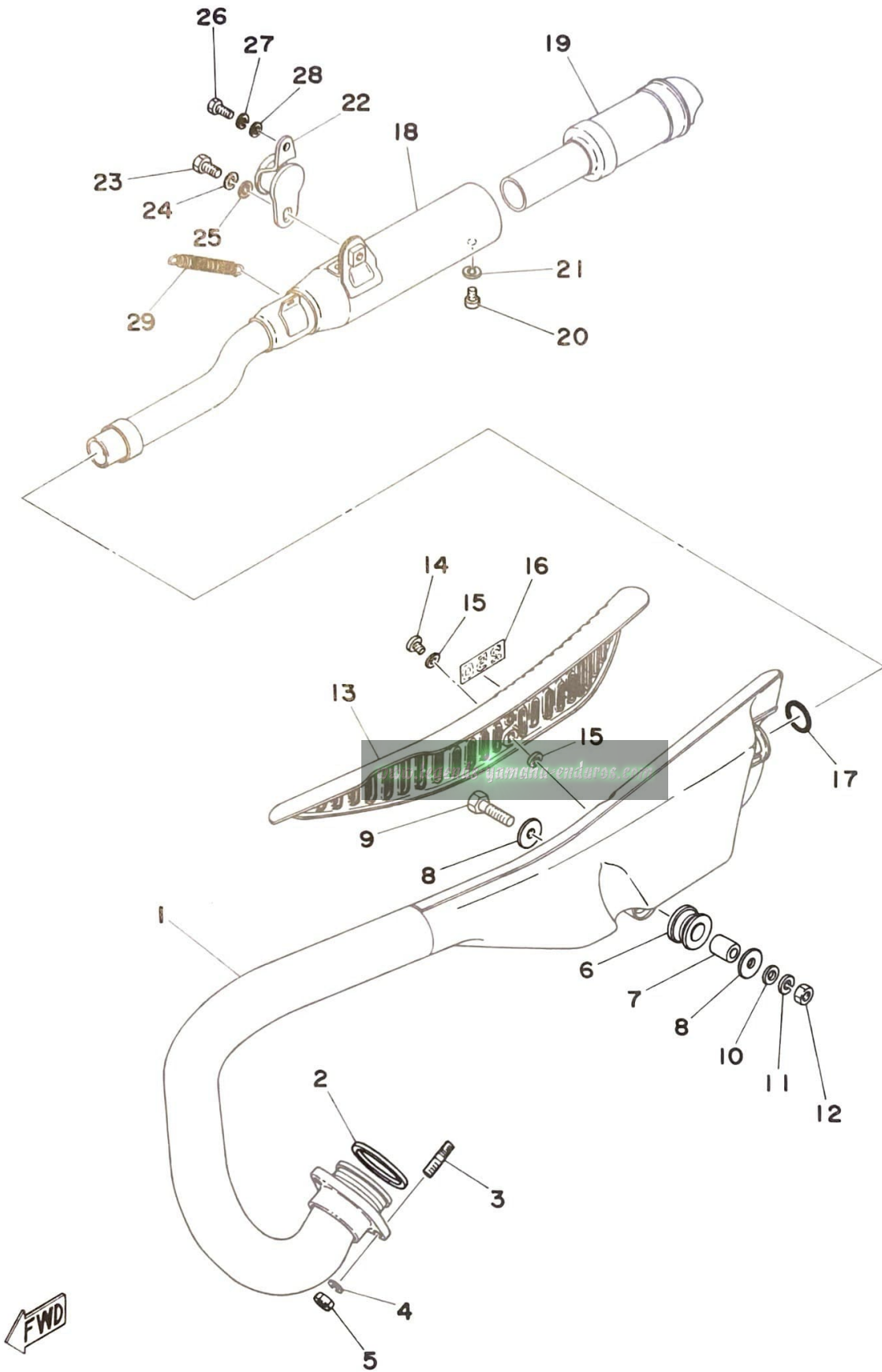


FWD

Ref. No.	Parts No.	Description	Q'ty	Applicable Machine No.	Remarks
11-31	152-14174-00	. CAP, plunger	1		
32	353-14138-00	. CLIP, plunger	1		
33	132-14173-00	. COVER, plunger cap	1		
34	91401-16015	. PIN, cotter	1		
35	304-14261-00	. HOLDER	1		
36	183-14197-01	. PIPE, air vent (3-100)	1		
37	493-14196-00	. PIPE, air vent (3.5-250)	3		

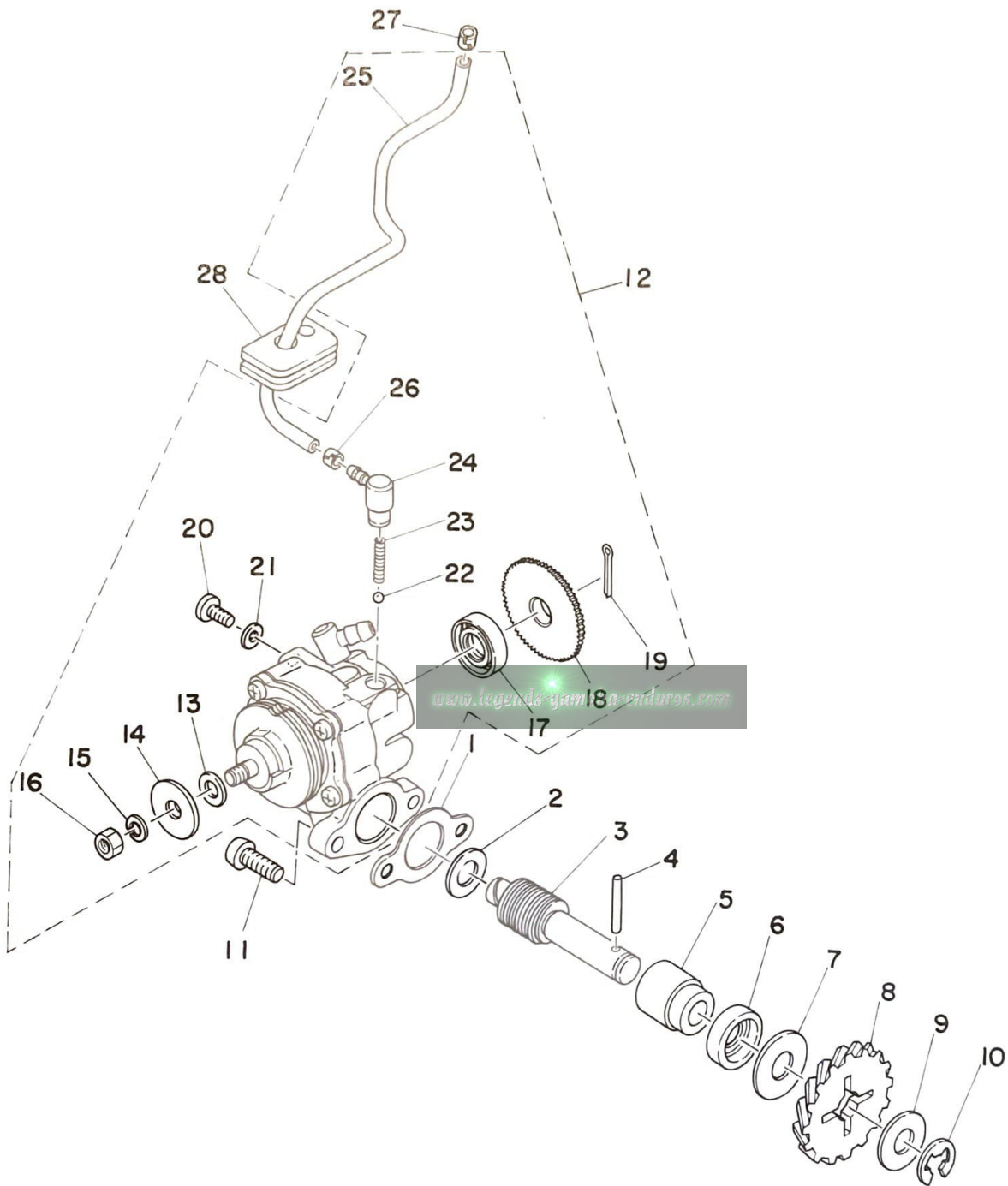
www.legends-yamaha-enduro.com

Fig. 12 EXHAUST



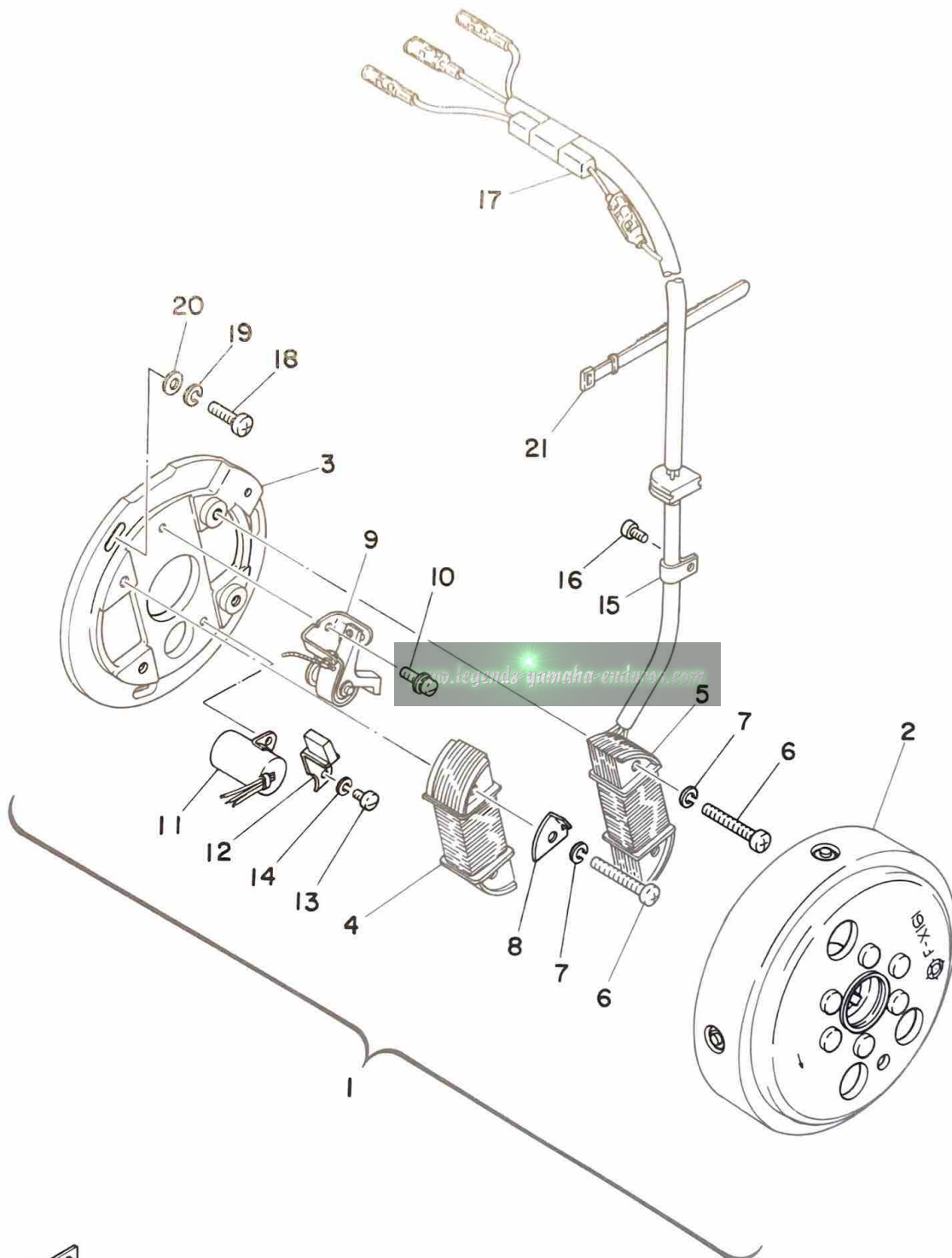
Ref. No.	Parts No.	Description	Q'ty	Applicable Machine No.	Remarks
12- 1	493-14610-01	EXHAUST PIPE ASS'Y	1		
2	214-14613-00	GASKET, exhause pipe	1		
3	90116-06216	BOLT, stud	2		
4	92901-06100	WASHER, spring	2		
5	95301-06600	NUT, hexagon	2		
6	168-21639-00	DAMPER, rear	1		
7	90387-08258	COLLAR (8.3-15-1.5)	1		
8	90201-08113	WASHER, plate (611-48556-30)	2		
9	97323-08035	BOLT, hexagon	1		
10	92901-08200	WASHER, plain	1		
11	92901-08100	WASHER, spring	1		
12	95301-08600	NUT, hexagon	1		
13	434-14718-01-G3	PROTECTOR, muffler	1		French Blue
	434-14718-01-66	PROTECTOR, muffler	1		Sunshine Red Exclusive for England, Canada
14	91903-06010	SCREW, bind	4		
15	90202-06010	WASHER, plate (178-14766-00)	8		
16	493-14729-00	EMBLEM, 250	1		
17	93210-24235	O-RING (3.1-24.4)	1		
18	434-14753-00	SILENCER	1		
19	434-14752-00	PIPE, outlet	1		
20	92501-06010	SCREW, panhead	1		
21	92901-06100	WASHER, spring	1		
22	363-14782-10	STAY, muffler	1		
23	97301-08018	BOLT, hexagon	1		
24	92901-08100	WASHER, spring	1		
25	92901-08200	WASHER, plain	1		
26	97301-06015	BOLT, hexagon	1		
27	92901-06100	WASHER, spring	1		
28	92901-06200	WASHER, plain	1		
29	90506-16108	SPRING, tension (434-14683-01)	1		

Fig. 13 OIL PUMP



Ref. No.	Parts No.	Description	Q'ty	Applicable Machine No.	Remarks
13- 1	126-13116-00	GASKET, pump case	1		
2	90201-08559	WASHER, plate (8.2-12-1.0)	1		
3	257-13175-00	SHAFT, worm	1		
4	93603-22028	PIN, dowel (3-22)	1		
5	137-13176-00	METAL, worm shaft outer	1		
6	93101-10001	OIL SEAL (S-10-21-5)	1		
7	90201-10138	WASHER, plate (257-13177-00)	1		10.5-20-1.0
8	493-13178-00	GEAR, drive	1		
9	90201-10129	WASHER, plate (101-18137-00)	1		10.5-25 1.0
10	93430-08006	CIRCLIP (E-8)	1		
11	98501-05015	SCREW, panhead	2		
12	493-13101-00	OIL PUMP ASS'Y	1		
13	137-13137-00-03	. SHIM, plunger (5.8-10-0.03)	}	U.R	
	137-13137-00-05	. SHIM, plunger (5.8-10-0.05)			
	137-13137-00-10	. SHIM, plunger (5.8-10-0.1)			
	137-13137-00-30	. SHIM, plunger (5.8-10-0.3)			
	137-13137-00-50	. SHIM, plunger (5.8-10-0.5)			
14	137-13138-01	. PLATE, adjusting	1		
15	92901-05100	. WASHER, spring	1		
16	95301-05600	. NUT, hexagon	1		
17	94101-10001	. OIL SEAL (S-10-21-5)	1		
18	137-13128-00	. PLATE, starter	1		
19	91401-12018	. PIN, cotter	1		
20	98901-04008	. SCREW, bind	1		
21	90430-04004	. GASKET (137-13187-00)	1		
22	93505-32002	. BALL (5/32 inch)	1		
23	90501-02018	. SPRING (278-13169-00)	1		
24	353-13552-01	. NOZZLE (3-290)	1		
25	90445-05266	. HOSE	1		
26	90468-02033	. CLIP (214-13164-00)	1		
27	90468-02033	CLIP (214-13164-00)	1		
28	498-13174-00	HOLDER, oil pipe	1		

Fig. 14 FLYWHEEL MAGNETO



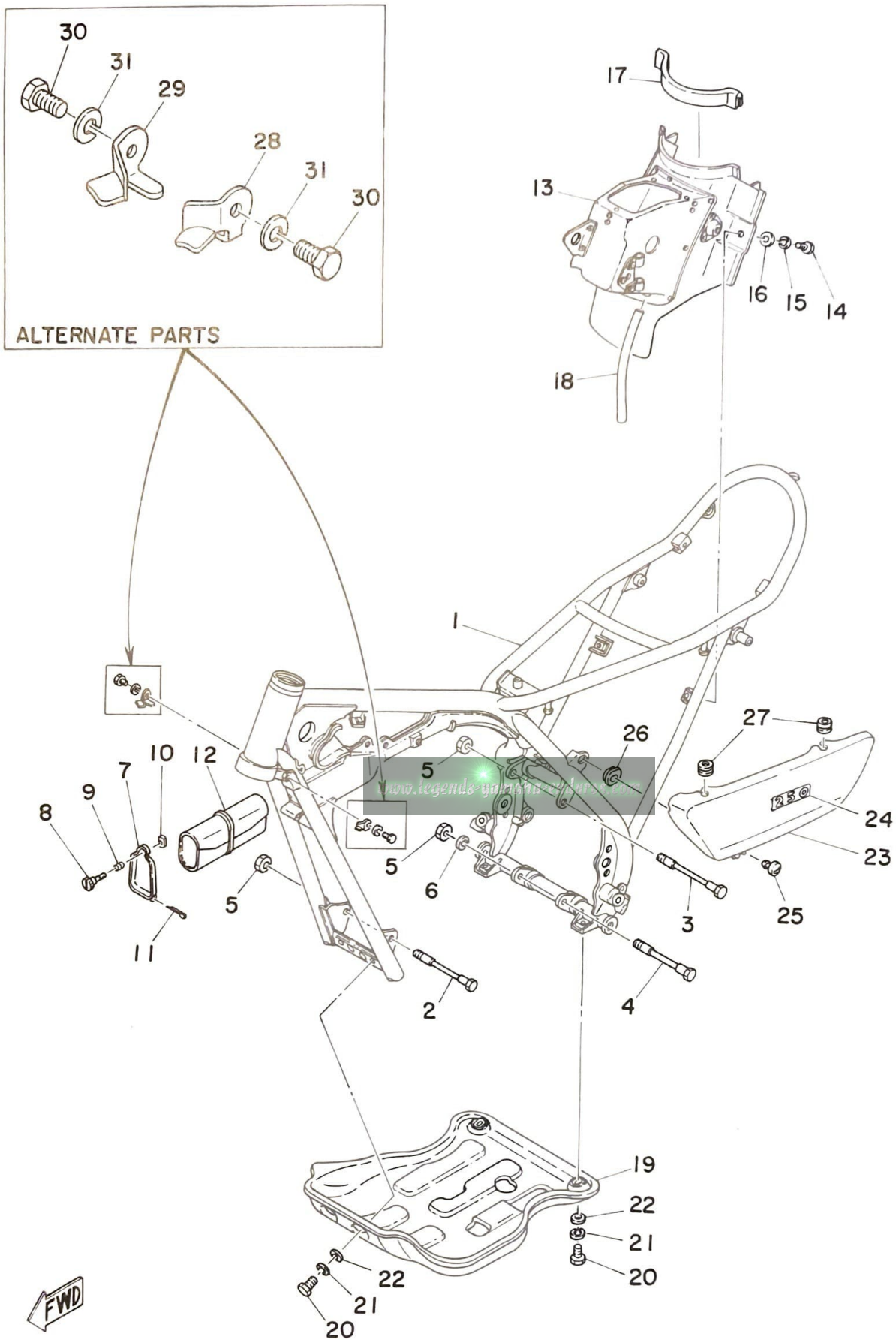
Ref. No.	Parts No.	Description	Q'ty	Applicable Machine No.	Remarks
14- 1	493-81300-11	FLYWHEEL MAGNETO ASS'Y	1		
2	493-81350-10	. ROTOR ASS'Y	1		
3	493-81309-11	. BASE, magneto	1		
4	461-81312-10	. COIL, source	1		
5	493-81313-10	. COIL, lighting	1		
6	98501-05035	. SCREW, panhead	4		
7	92901-05100	. WASHER, spring	4		
8	434-81332-10	. PLATE, timing	1		
9	434-81321-10	. CONTACT BREAKER ASS'Y	1		
10	110-81346-21	. SCREW, panhead	1		
11	207-81326-10	. CONDENSER	1		
12	207-81331-10	. LUBRICATOR	1		
13	164-81246-21	. SCREW, panhead	1		
14	92901-04100	. WASHER, spring	1		
15	363-85528-10	. CLAMP, lead	1		
16	164-81246-21	. SCREW, panhead	1		
17	296-81980-09	. DIODE ASS'Y	1		
18	92501-06020	SCREW, panhead	3		
19	92901-06100	WASHER, spring	3		
20	92901-06200	WASHER, plain	3		
21	168-83936-01	BAND, switch cord	1		

CHASSIS

www.legends-yamaha-enduros.com

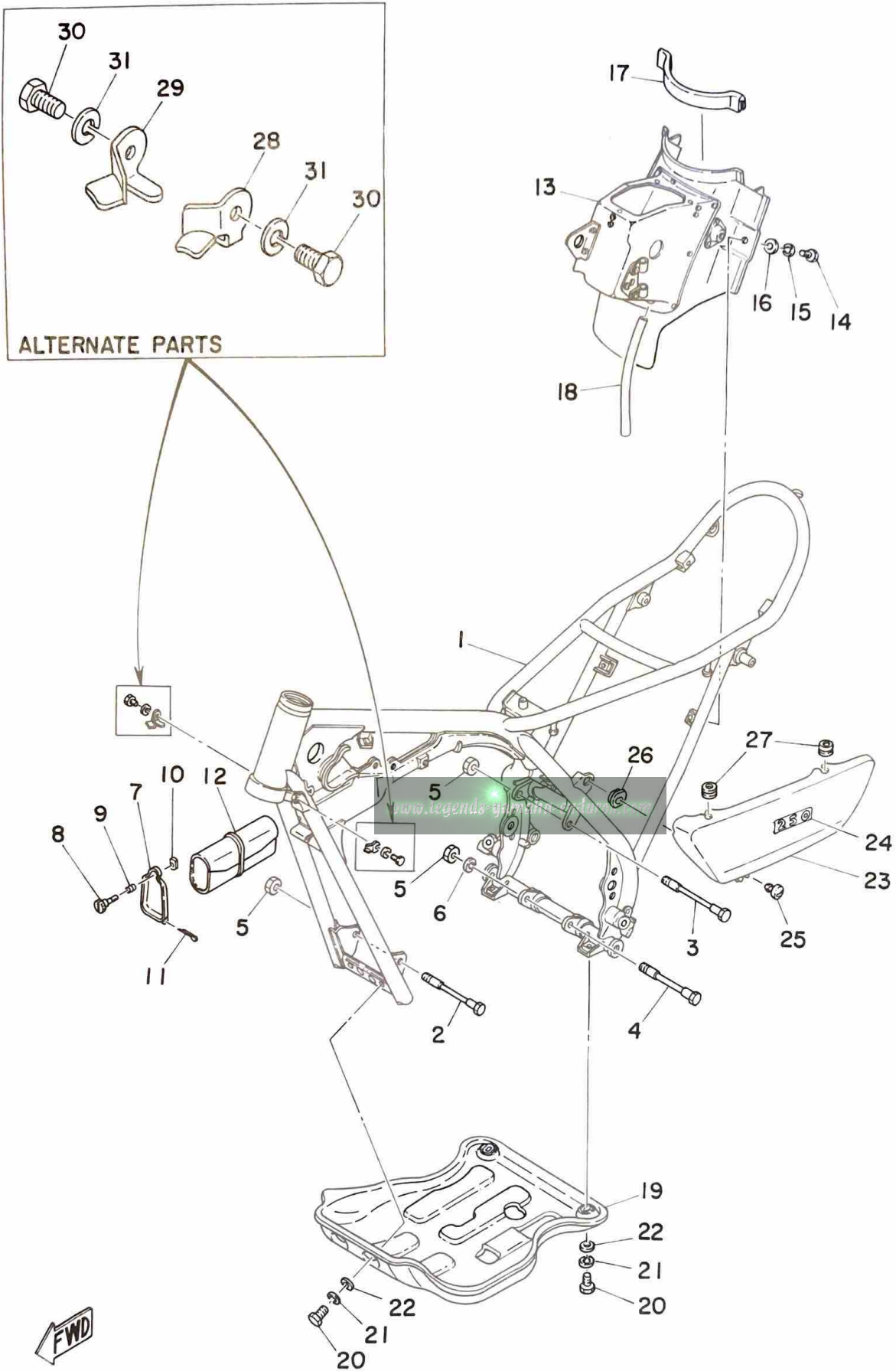


Fig. 15 FRAME · SIDE COVER



Ref. No.	Parts No.	Description	Q'ty	Applicable Machine No.	Remarks
15- 1	493-21110-01-35	FRAME COMP.	1		Silver
2	90105-10051	BOLT	1		
3	90105-10052	BOLT	1		
4	90105-10050	BOLT	1		
5	90185-10035	NUT, U	3		
6	92901-10100	WASHER, spring	1		
7	434-28171-00	COVER, tool box	1		
8	434-28172-00	KNOB, tool box	1		
9	90501-10187	SPRING, compression	1		
10	90179-06034	NUT (136-21713-00)	1		
11	91401-30040	PIN, cotter	1		
12	434-28100-11	TOOL ASS'Y	1		
13	493-21240-00	AIR CLEANER BOX COMP.	1		
14	97301-06015	BOLT, hexagon	3		
15	92901-06100	WASHER, spring	3		
16	90201-06067	WASHER, plate (116-28324-00)	3		6.5-20-1.6
17	434-21746-00	SEAL, box	1		
18	90445-09086	HOSE (174-24312-00)	1		
19	493-21471-02	PROTECTOR, engine	1		
20	97303-08018	BOLT, hexagon	4		
21	92903-08100	WASHER, spring	4		
22	92903-08200	WASHER, plain	4		
23	493-21711-00-G3	COVER, side left	1		French Blue
	493-21711-11-66	COVER, side left	1		Sunshine Red Exclusive for England, Canada
24	493-21787-01	EMBLEM, 250	1		
25	371-21714-00	KNOB, side cover	1		
26	90480-01141	GROMMET (371-21747-00)	1		
27	90480-12053	DAMPER, side cover	2		

Fig. 15 FRAME · SIDE COVER



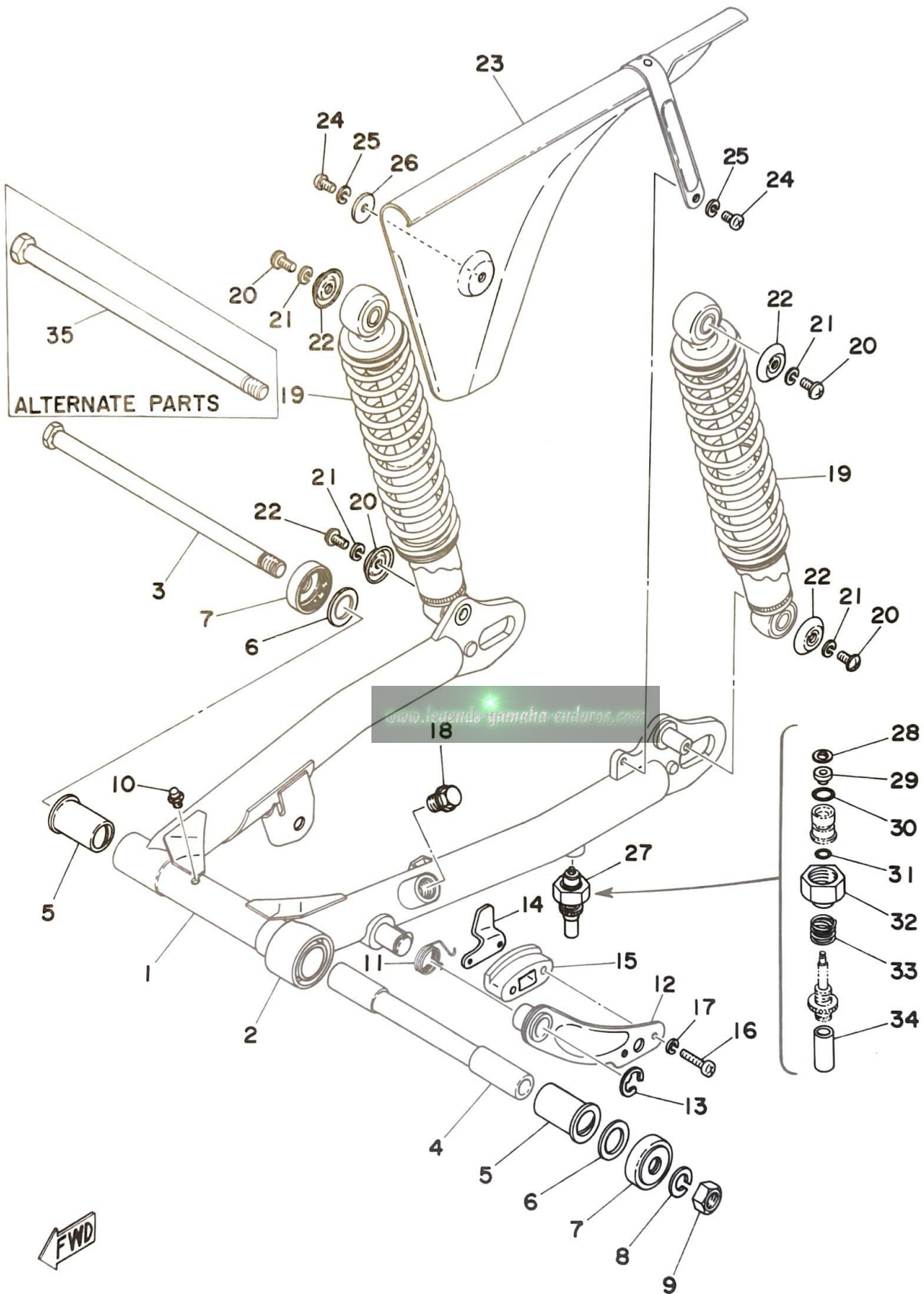
Ref. No.	Parts No.	Description	Q'ty	Applicable Machine No.	Remarks
----------	-----------	-------------	------	------------------------	---------

ALTERNATE PARTS FOR ENDURO SPECIFICATION

15-28	493-23432-10	STOPPER, steering 1	1		
29	493-23438-10	STOPPER, steering 2	1		
30	97301-06012	BOLT, hexagon	2		
31	92901-06100	WASHER, spring	2		

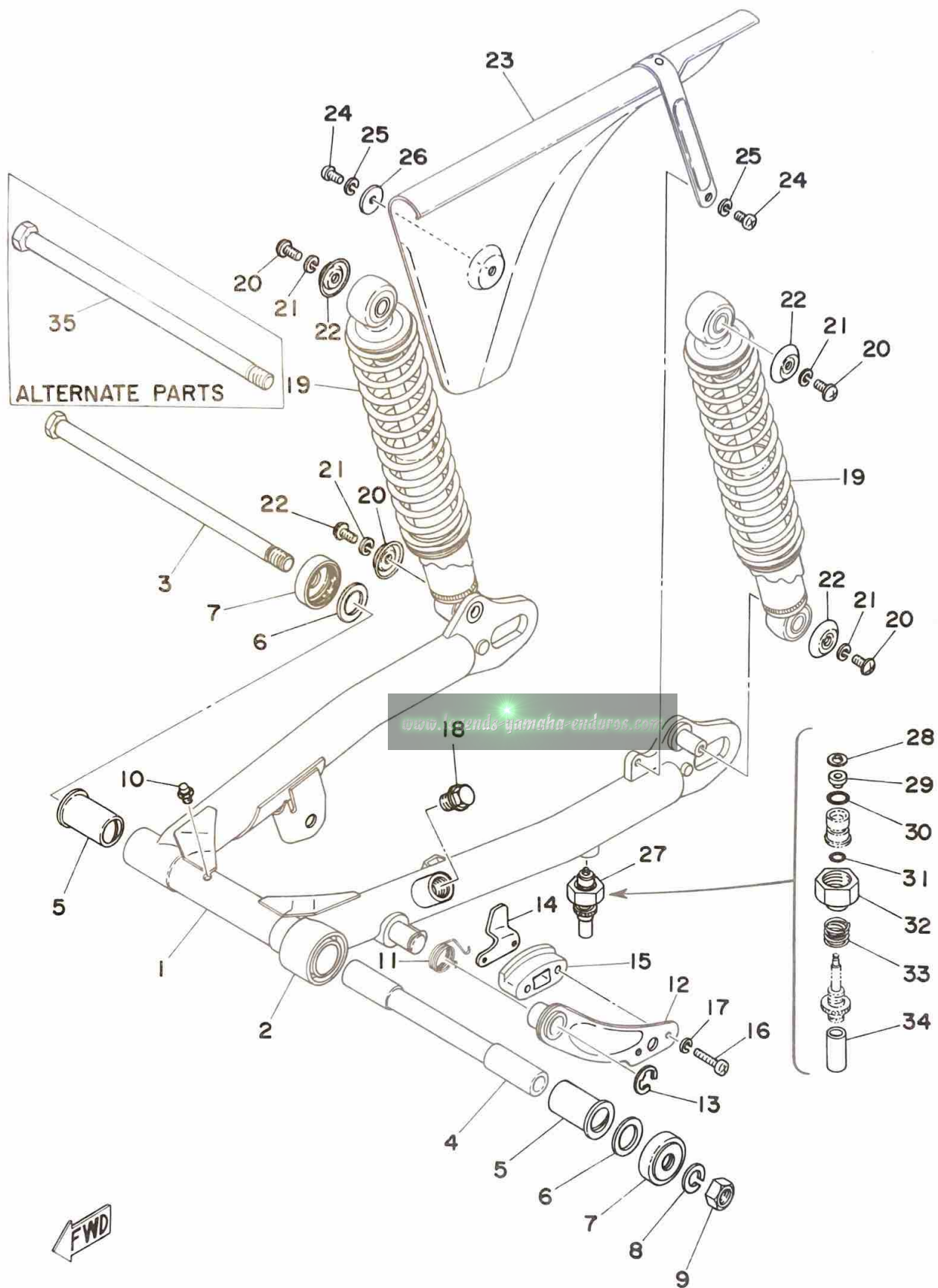
www.legends-yamaha-enduros.com

Fig. 16 REAR ARM · REAR CUSHION · CHAIN CASE



Ref. No.	Parts No.	Description	Q'ty	Applicable Machine No.	Remarks
16- 1	493-22110-02-35	REAR ARM COMP.	1		Silver
2	434-22151-00	SEAL, guard	1		
3	434-22141-00	SHAFT, pivot	1		
4	434-22124-01	BUSHING	1		
5	90386-18028	BUSHING (401-22123-00)	2		
6	401-22127-00	SHIM (19-28-0.3)	U.N		
7	401-22128-01	COVER, thrust	2		
8	92901-12100	WASHER, spring	1		
9	90170-12132	NUT	1		
10	93700-06005	NIPPLE, grease	1		
11	90508-32140	SPRING, torsion	1		
12	434-22179-00-93	ARM, tensioner	1		
13	93430-10015	CIRCLIP (E-10)	1		
14	434-22153-00-91	GUARD, chain	1		
15	493-22178-00	TENSIONER	1		
16	98501-05025	SCREW, panhead	2		
17	92901-05100	WASHER, spring	2		
18	493-21815-00	CAP	1		
19	434-22210-01	REAR CUSHION ASS'Y	2		
20	91901-06012	SCREW, bind	4		
21	92901-06100	WASHER, spring	4		
22	90207-06009	WASHER, rear cushion	4		
23	434-22311-00-35	CHAIN CASE, half	1		Silver
24	92501-06010	SCREW, panhead	2		
25	92901-06100	WASHER, spring	2		
26	90201-06067	WASHER, plate (6.5-20-1.6)	1		

Fig. 16 REAR ARM · REAR CUSHION · CHAIN CASE



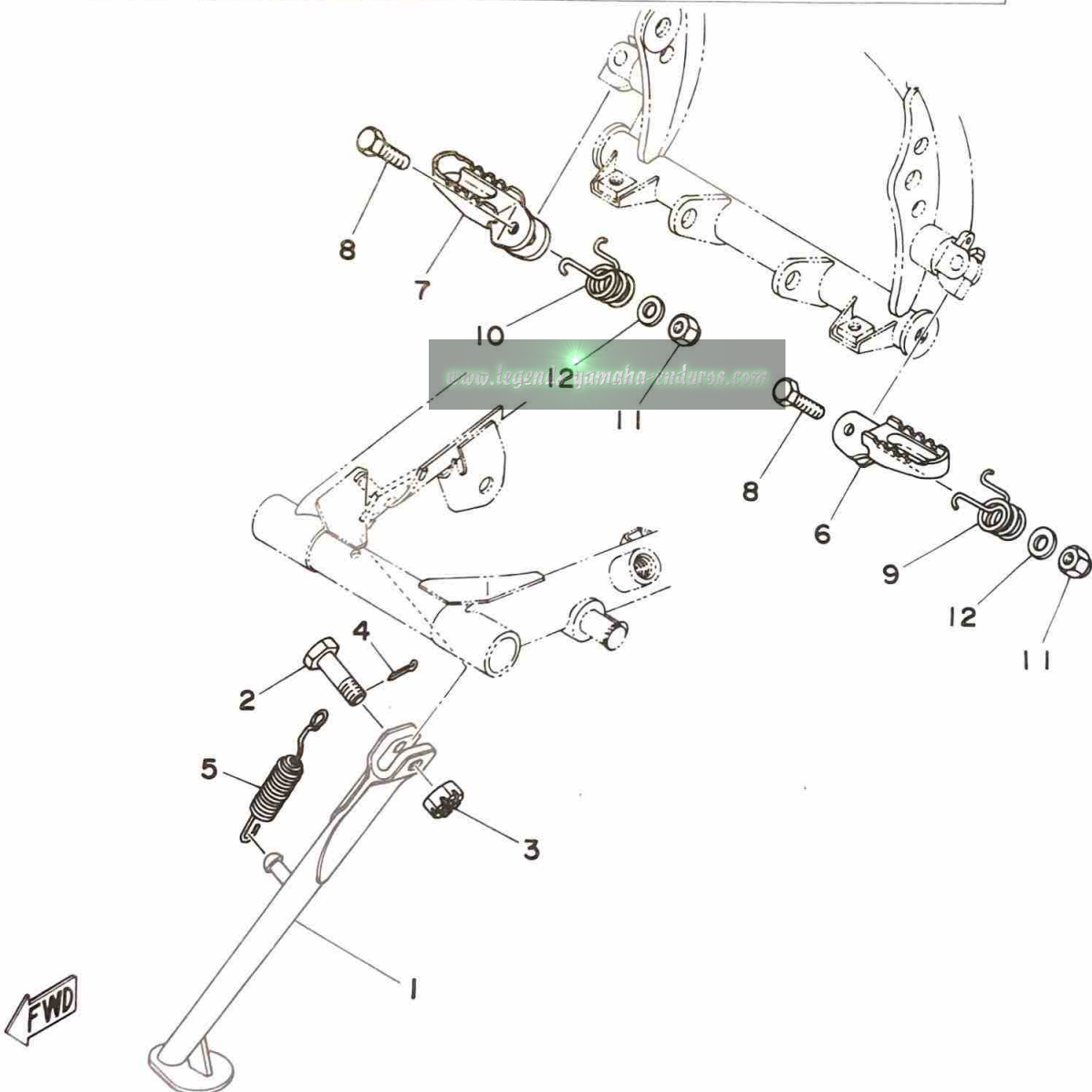
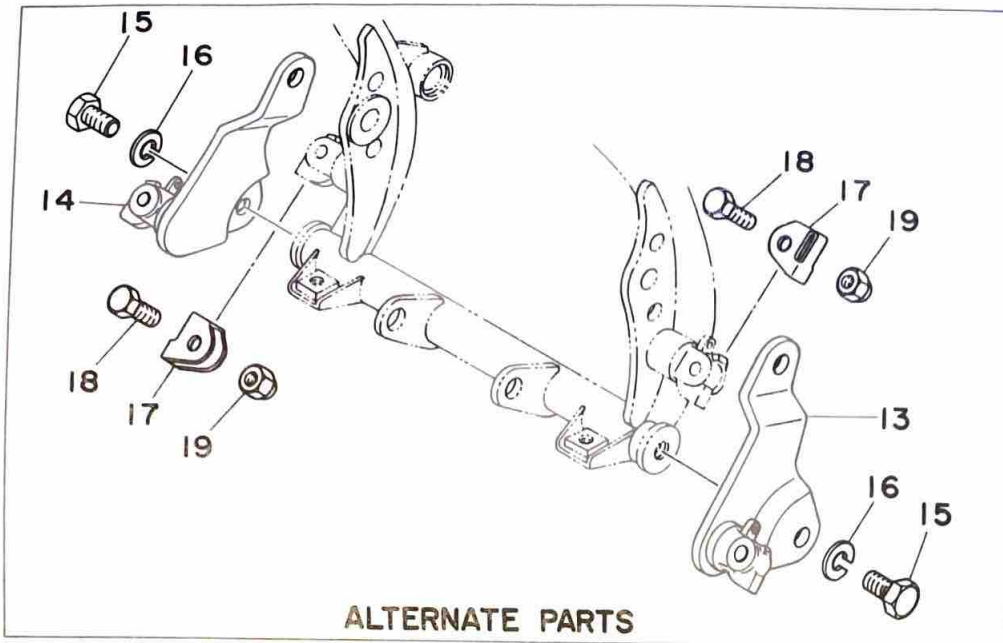
Ref. No.	Parts No.	Description	Q'ty	Applicable Machine No.	Remarks
16-27	434-22280-02	CHAIN OILER ASS'Y	1		
28	90183-03009	. NUT, spring	1		
29	434-22283-00	. VALVE, chain oiler	1		
30	93210-09091	. O-RING (A-8.7-12.3)	1		
31	93210-05098	. O-RING (A-4.8-8.6)	1		
32	434-22281-01	. NUT, chain oiler	1		
33	434-22286-00	. SPRING, chain oiler	1		
34	434-22285-00	. TUBE, chain oiler	1		

ALTERNATE PARTS FOR ENDURO SPECIFICATION

35	493-22141-00	SHAFT, pivot	1		
----	--------------	--------------------	---	--	--



Fig. 17 STAND · FOOTREST

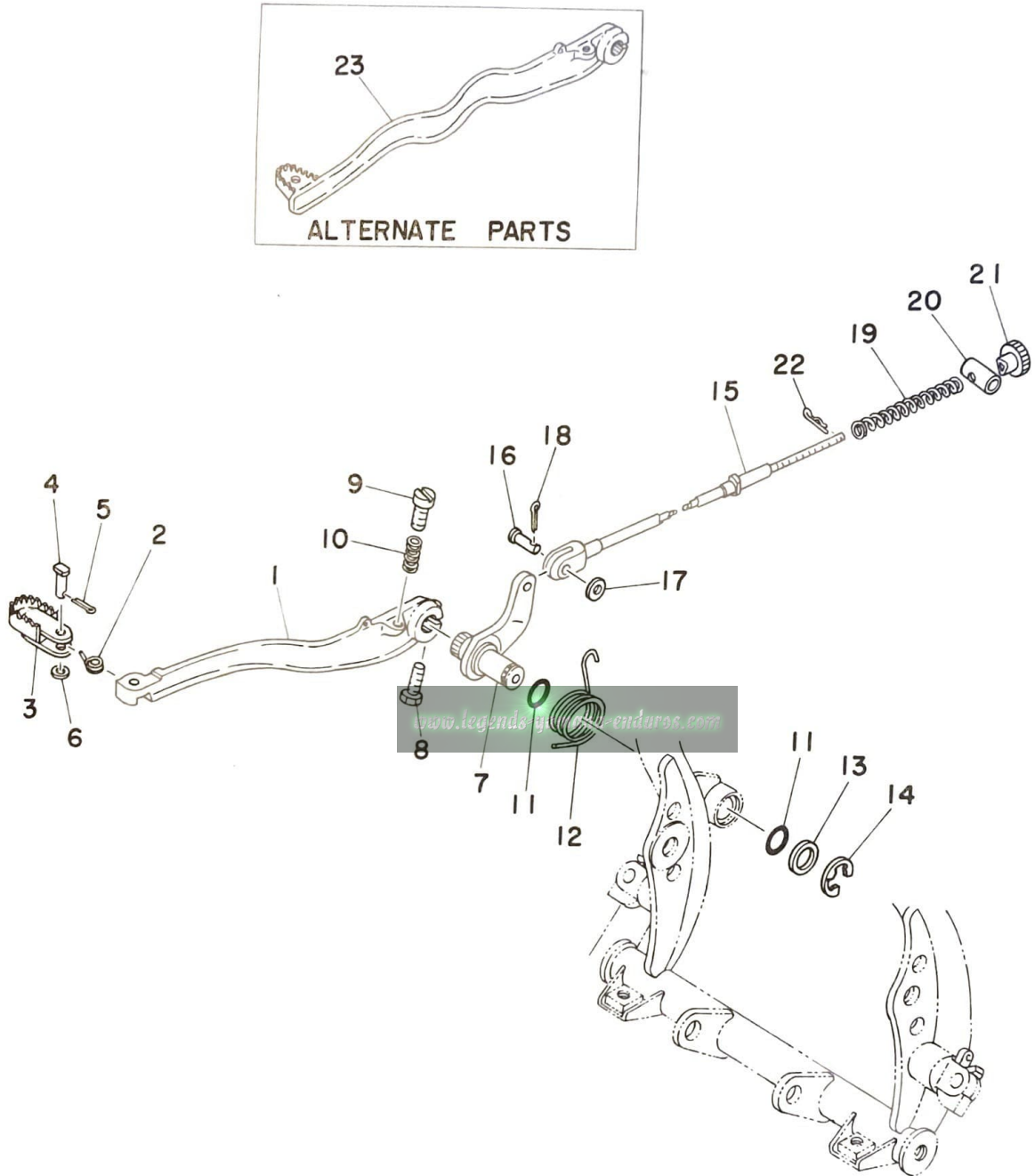


Ref. No.	Parts No.	Description	Q'ty	Applicable Machine No.	Remarks
17- 1	493-27311-00	STAND, side	1		
2	90102-10006	BOLT, hexagon (278-27317-00)	1		
3	95301-10900	NUT, slotted	1		
4	91401-20025	PIN, cotter	1		
5	90507-29008	SPRING, torsion	1		
6	434-27411-00	FOOTREST, left	1		
7	434-27421-00	FOOTREST, right	1		
8	90101-08250	BOLT, hexagon	2		
9	90508-26138	SPRING, torsion	1		
10	90508-26139	SPRING, torsion	1		
11	95601-08100	NUT, U	2		
12	90201-08578	WASHER, plate (8.2-14-1.6)	2		

ALTERNATE PARTS FOR ENDURO SPECIFICATION

13	493-27412-10	BRACKET, footrest 1	1		
14	493-27422-10	BRACKET, footrest 2	1		
15	97301-10013	BOLT, hexagon	2		
16	92901-10100	WASHER, spring	2		
17	493-27413-10	COVER, footrest	2		
18	97301-08030	BOLT, hexagon	2		
19	95601-08100	NUT, U	2		

Fig. 18 BRAKE PEDAL

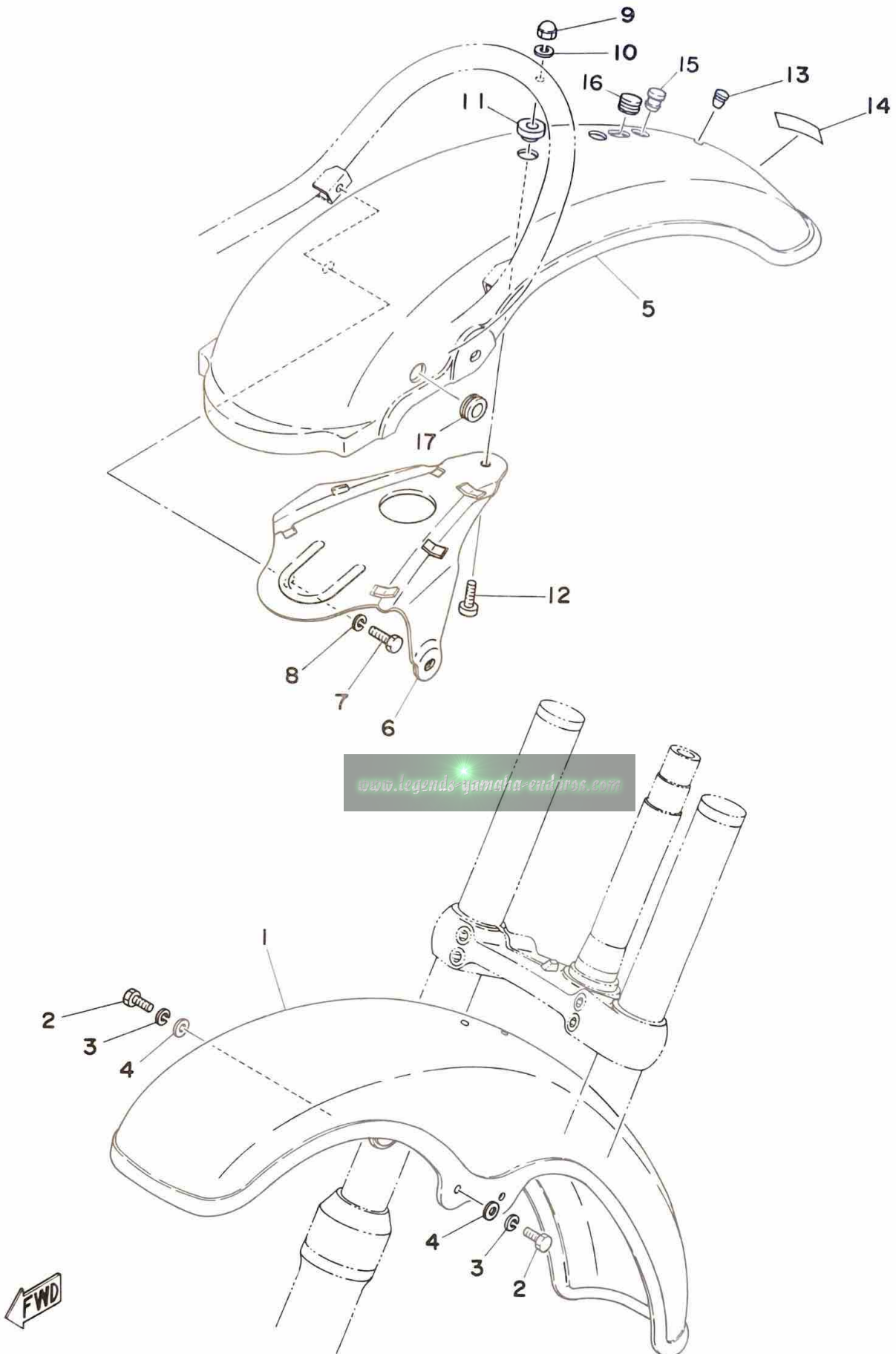


Ref. No.	Parts No.	Description	Q'ty	Applicable Machine No.	Remarks
18- 1	493-27211-01-93	ARM	1		
2	90508-14269	SPRING, torsion	1		
3	493-27242-02-93	PEDAL	1		
4	90240-06043	PIN, with hole	1		
5	91401-20012	PIN, cotter	1		
6	90201-06037	WASHER, plate (6.2-11-1.0)	1		
7	434-27212-01	SHAFT, brake	1		
8	97301-06018	BOLT, hexagon	1		
9	92301-06020	SCREW, cylinder head	1		
10	90501-10186	SPRING, compression	1		
11	93210-14106	O-RING (A-1.9-14)	2		
12	90508-35145	SPRING, torsion	1		
13	90201-14536	WASHER, plate (14.3-26-1.0)	1		
14	93430-12009	CIRCLIP (E-12)	1		
15	434-26351-00	WIRE, brake rear	1		
16	90240-06006	PIN, with hole (248-27228-00)	1		
17	92901-06200	WASHER, plain	1		
18	91401-25012	PIN, cotter	1		
19	90501-09054	SPRING (294-27236-00)	1		
20	90249-12069	PIN (431-27237-00)	1		
21	90179-06006	NUT, adjusting	1		
22	90468-10050	CLIP (156-83525-00)	1		

ALTERNATE PARTS FOR ENDURO SPECIFICATION

23	493-27211-10	PEDAL, brake	1		
----	--------------	--------------------	---	--	--

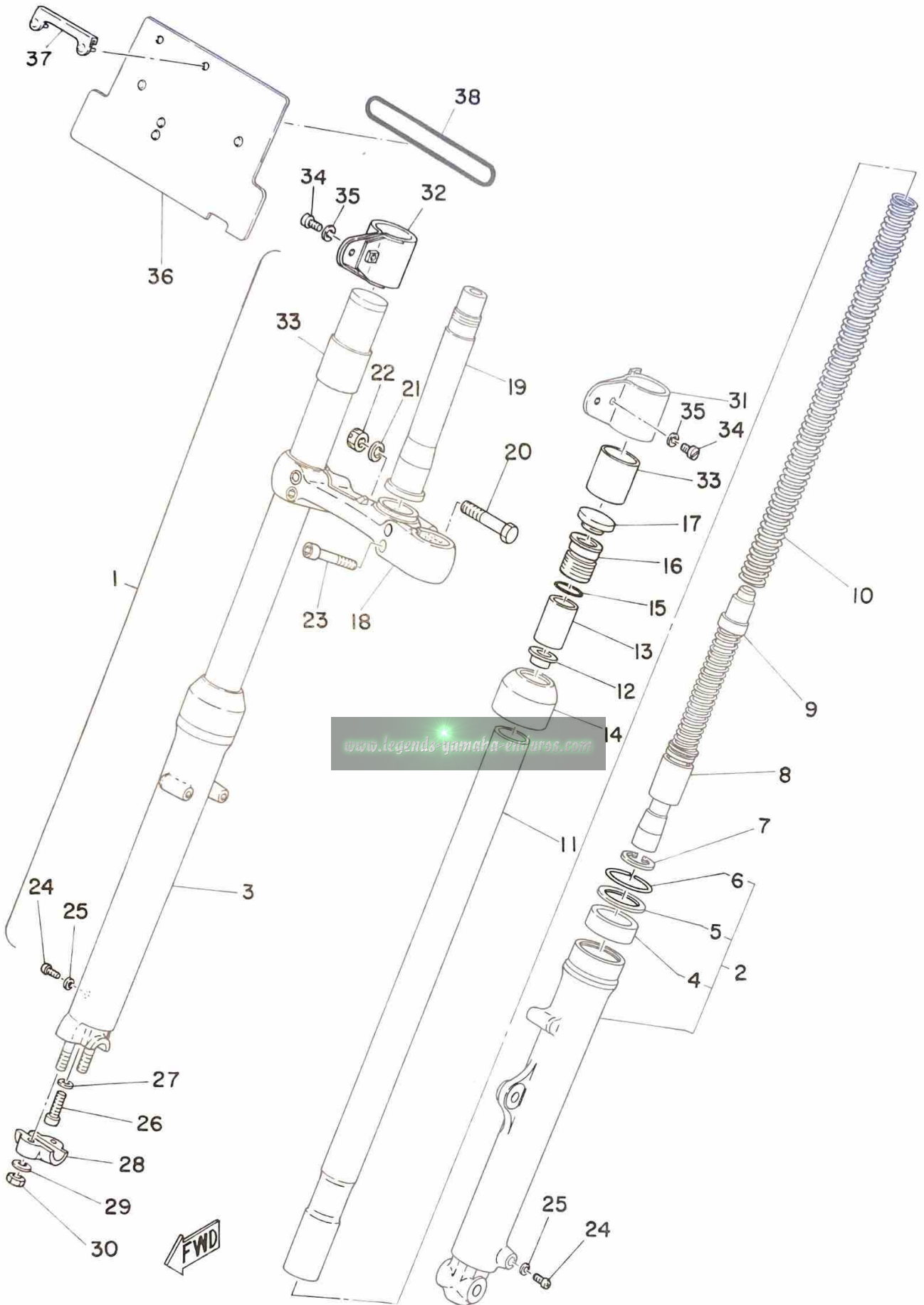
Fig. 19 FRONT FENDER · REAR FENDER



Ref. No.	Parts No.	Description	Q'ty	Applicable Machine No.	Remarks
19- 1	493-21511-01-36	FENDER, front	1		White
2	97301-06020	BOLT, hexagon	4		
3	92901-06100	WASHER, spring	4		
4	92901-06200	WASHER, plain	4		
5	493-21611-02-36	FENDER, rear	1		White
6	493-21617-00	BRACKET, fender	1		
7	97301-06018	BOLT, hexagon	2		
8	92901-06100	WASHER, spring	2		
9	95301-06800	NUT, crown	1		
10	92901-06100	WASHER, spring	1		
11	322-21541-00	DAMPER, fender	1		
12	92501-06018	SCREW, panhead	1		
13	90338-06018	PLUG	2		
14	288-21659-00	LABEL, warning	1		
15	90480-10068	GROMMET	2		Alternate Parts
16	90480-14100	GROMMET (285-21639-00)	1		Alternate Parts
17	90480-15058	GROMMET	1		Alternate Parts

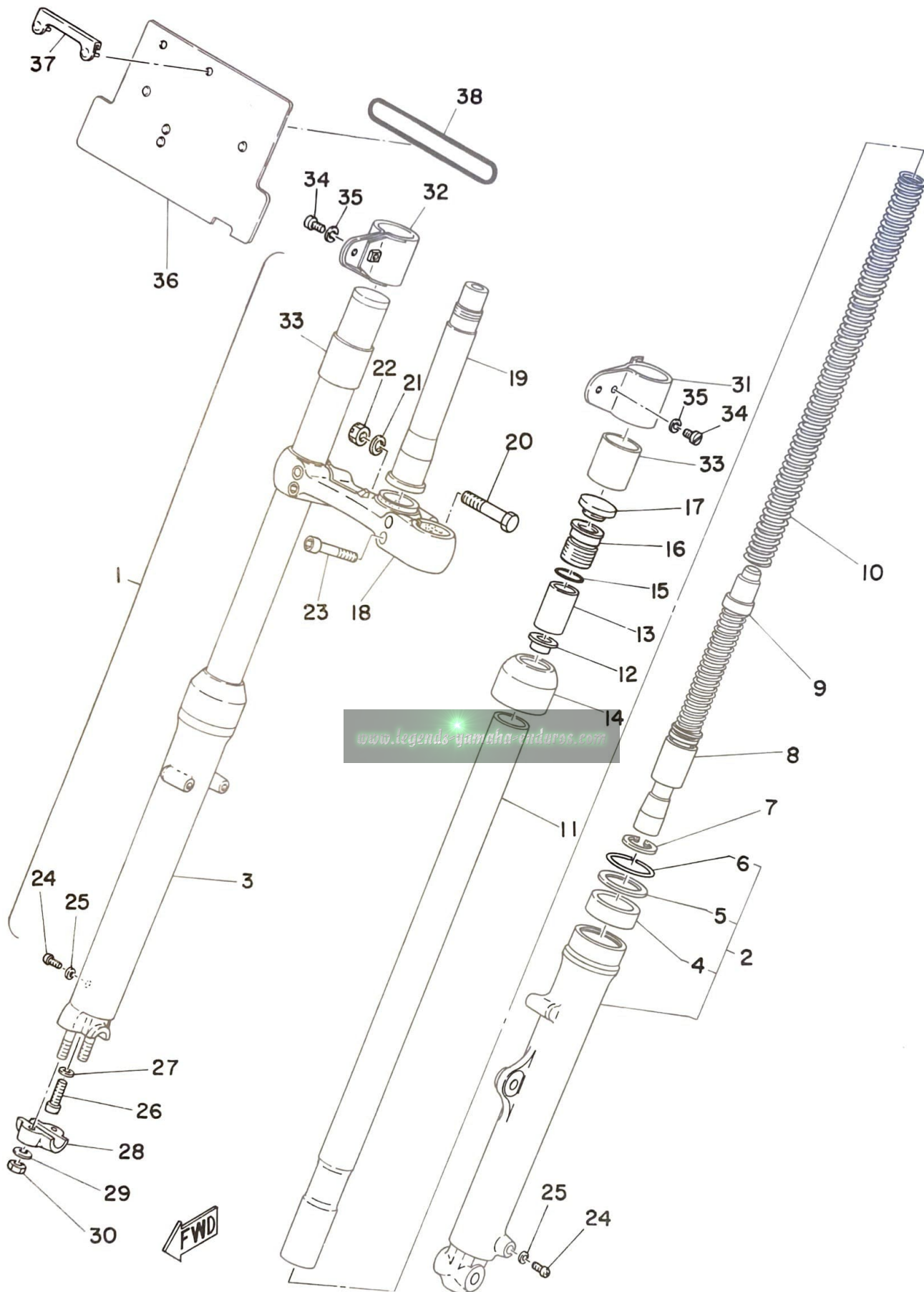
www.legends-yamaha-enduros.com

Fig. 20 FRONT FORK



Ref. No.	Parts No.	Description	Q'ty	Applicable Machine No.	Remarks
20- 1	434-23101-00	FRONT FORK ASS'Y	1		
2	434-23126-00	. TUBE, outer left	1		
3	434-23136-00	. TUBE, outer right	1		
4	278-23145-51	. . OIL SEAL	2		
5	214-23146-00	. . WASHER, oil seal	2		
6	214-23156-00	. . CLIP, oil seal	2		
7	93450-30033	. CIRCLIP	2		
8	434-23171-00	. PISTON, front fork	2		
9	434-23170-00	. CYLINDER COMP., front fork	2		
10	434-23141-00	. SPRING, fork	2		
11	434-23124-00	. TUBE, inner	2		
12	256-23142-60	. SEAT, spring upper	2		
13	214-23118-00	. SPACER	2		
14	292-23144-00	. SEAL, dust	2		
15	214-23114-00	. O-RING	2		
16	341-23111-51	. BOLT, cap	2		
17	371-23168-60	. PLUG, blind	2		
18	434-23345-00	. BRACKET, under	1		
19	434-23341-00	. SHAFT, steering	1		
20	322-23356-00	. BOLT	1		
21	92901-10100	. WASHER, spring	1		
22	322-23357-00	. NUT	1		
23	322-23346-00	. BOLT, under bracket	4		
24	122-23119-01	. PLUG, drain	2		
25	122-23129-00	. GASKET, drain plug	2		
26	278-23181-50	. BOLT	2		
27	278-23158-50	. PACKING	2		
28	315-23167-50	. HOLDER	1		
29	90201-08544	. WASHER, plate	2		
30	90185-08054	. NUT, U	2		
31	434-23121-01-93	COVER, upper left	1		
32	434-23131-01-93	COVER, upper right	1		

Fig. 20 FRONT FORK



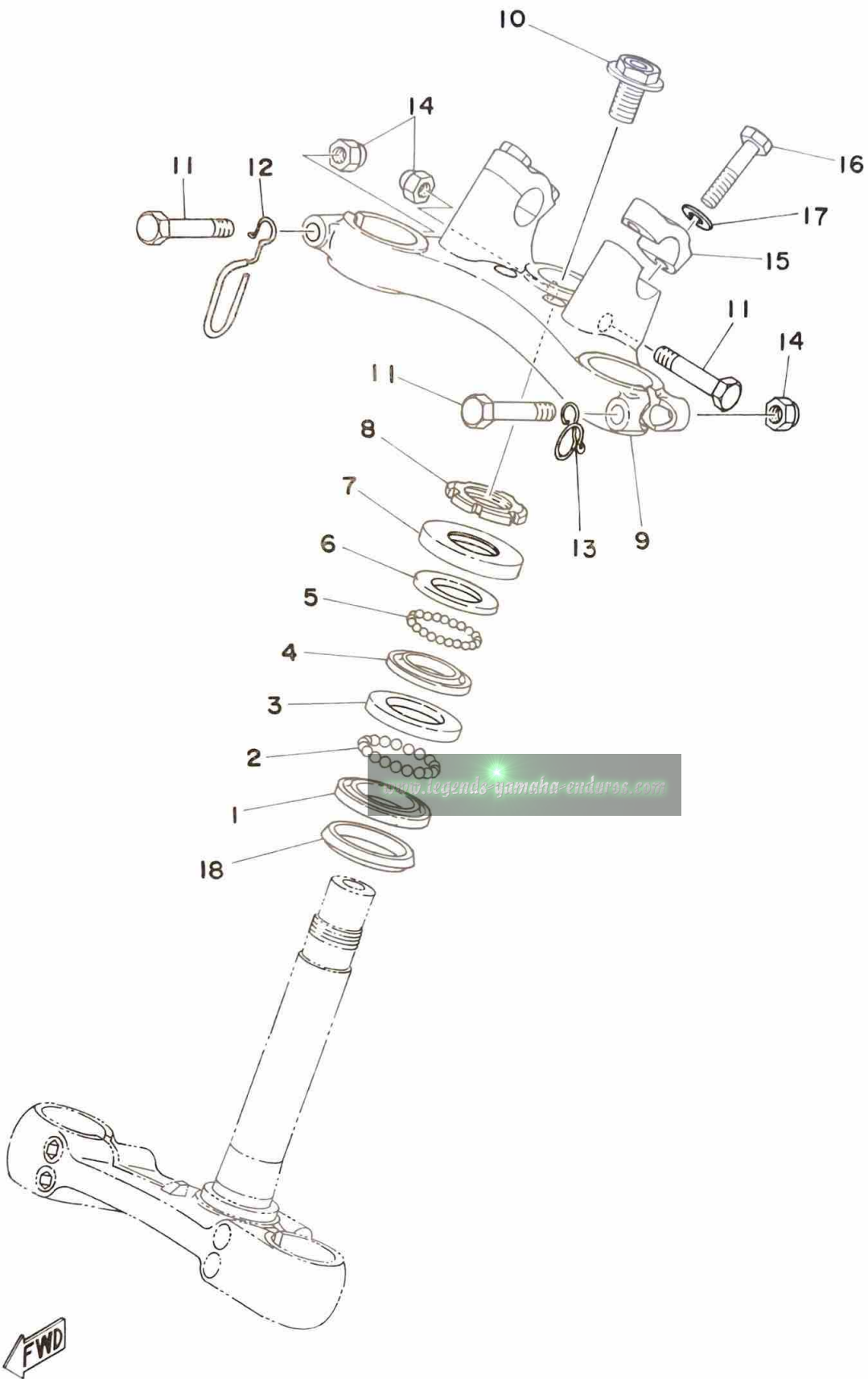
Ref. No.	Parts No.	Description	Q'ty	Applicable Machine No.	Remarks
20-33	434-23163-00	PACKING	2		
34	92501-06018	SCREW, panhead	2		
35	92901-06100	WASHER, spring	2		

ALTERNATE PARTS

36	493-23405-00-32	NUMBER PLATE ASS'Y	1		
37	493-23465-00	DAMPER	1		
38	93210-99184	O-RING (3.1-99.4)	1		

www.legends-yamaha-enduros.com

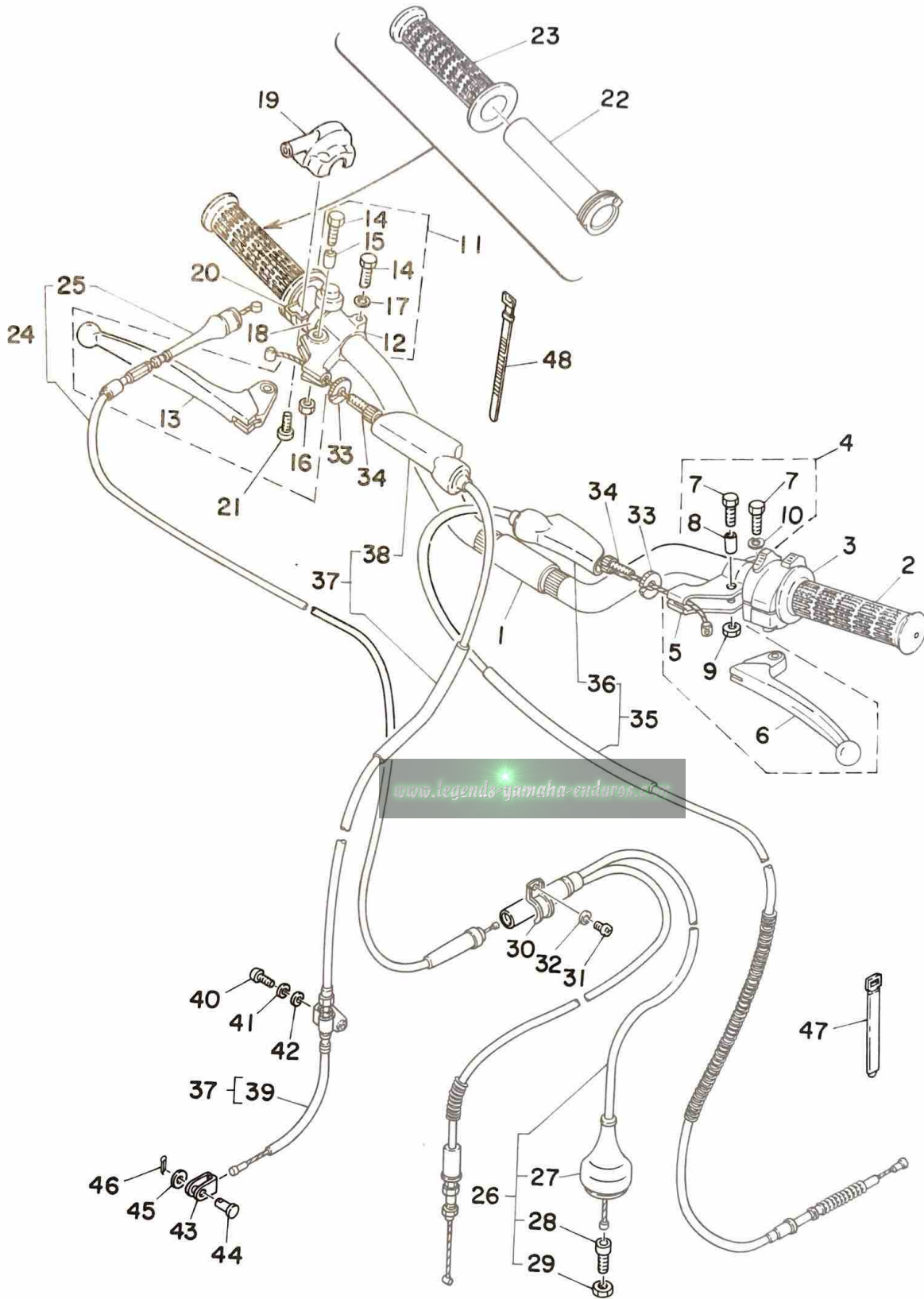
Fig. 21 STEERING



Ref. No.	Parts No.	Description	Q'ty	Applicable Machine No.	Remarks
21- 1	156-23411-00	RACE, ball 1	1		
2	93501-04011	BALL (1/4 inch)	19		
3	156-23412-00	RACE, ball 2	1		
4	122-23412-00	RACE, ball 2	1		
5	93503-16010	BALL (3/16 inch)	22		
6	122-23411-00	RACE, ball 1	1		
7	122-23416-00	COVER, ball race	1		
8	90179-25033	NUT (137-23454-00)	1		
9	434-23435-00	CROWN, handle	1		
10	90105-14060	BOLT, steering fitting	1		
11	97323-08055	BOLT, hexagon	3		
12	434-23319-00	HOLDER, wire	1		
13	525-23319-00	HOLDER, wire	1		
14	95601-08100	NUT, U	3		
15	401-23441-00-38	HOLDER, handle upper	2		
16	97323-08035	BOLT, hexagon	4		
17	92901-08100	WASHER, spring	4		
18	164-23462-00	SEAL, dust	1		

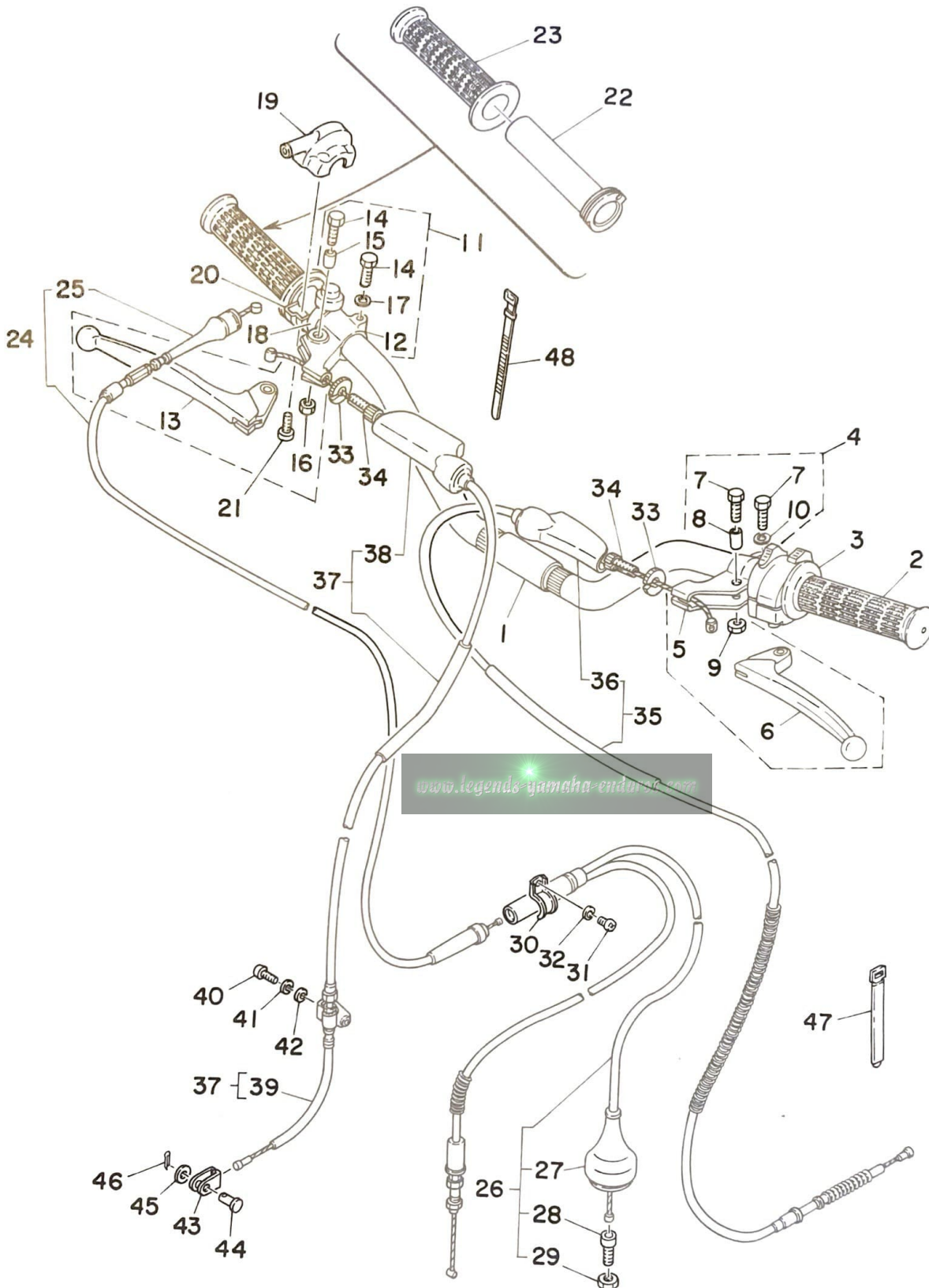
www.legends-yamaha-enduros.com

Fig. 22 HANDLE · WIRE



Ref. No.	Parts No.	Description	Q'ty	Applicable Machine No.	Remarks
22- 1	434-26111-00	HANDLE	1		
2	493-26241-00	GRIP, left	1		
3	434-83975-00	SWITCH, handle 2	1		
4	214-82910-03	LEVER HOLDER ASS'Y, left	1		
5	214-82911-01	. HOLDER, lever left	1		
6	214-83912-01	. LEVER, left	1		
7	97303-06022	. BOLT, hexagon	2		
8	214-83913-00	. COLLAR, lever	1		
9	95601-06100	. NUT, U	1		
10	92901-06100	. WASHER, spring	1		
11	233-82920-33	LEVER HOLDER ASS'Y, right	1		
12	233-82921-31	. HOLDER, lever right	1		
13	233-83922-31	. LEVER, right	1		
14	97303-06022	. BOLT, hexagon	2		
15	214-83913-00	. COLLAR, lever	1		
16	95601-06100	. NUT, U	1		
17	92901-06100	. WASHER, spring	1		
18	483-83976-00	SWITCH, handle 1	1		
19	493-26281-00	CAP, grip upper	1		
20	493-26282-00	CAP, grip under	1		
21	98503-05015	SCREW, panhead	2		
22	434-26243-10	TUBE, guide	1		
23	493-26242-00	GRIP, right	1		
24	434-26311-00	WIRE, throttle 1	1		
25	322-26316-00	. BOOT, throttle	1		
26	493-26312-02	WIRE, throttle 2	1		
27	401-26329-00	. CAP, rubber	1		
28	322-26347-00	. JOINT, wire	1		
29	90170-06156	. NUT (156-26319-00)	1		
30	363-26393-00	HOLDER	1		
31	92501-06010	SCREW, panhead	1		
32	92901-06100	WASHER, spring	1		

Fig. 22 HANDLE · WIRE



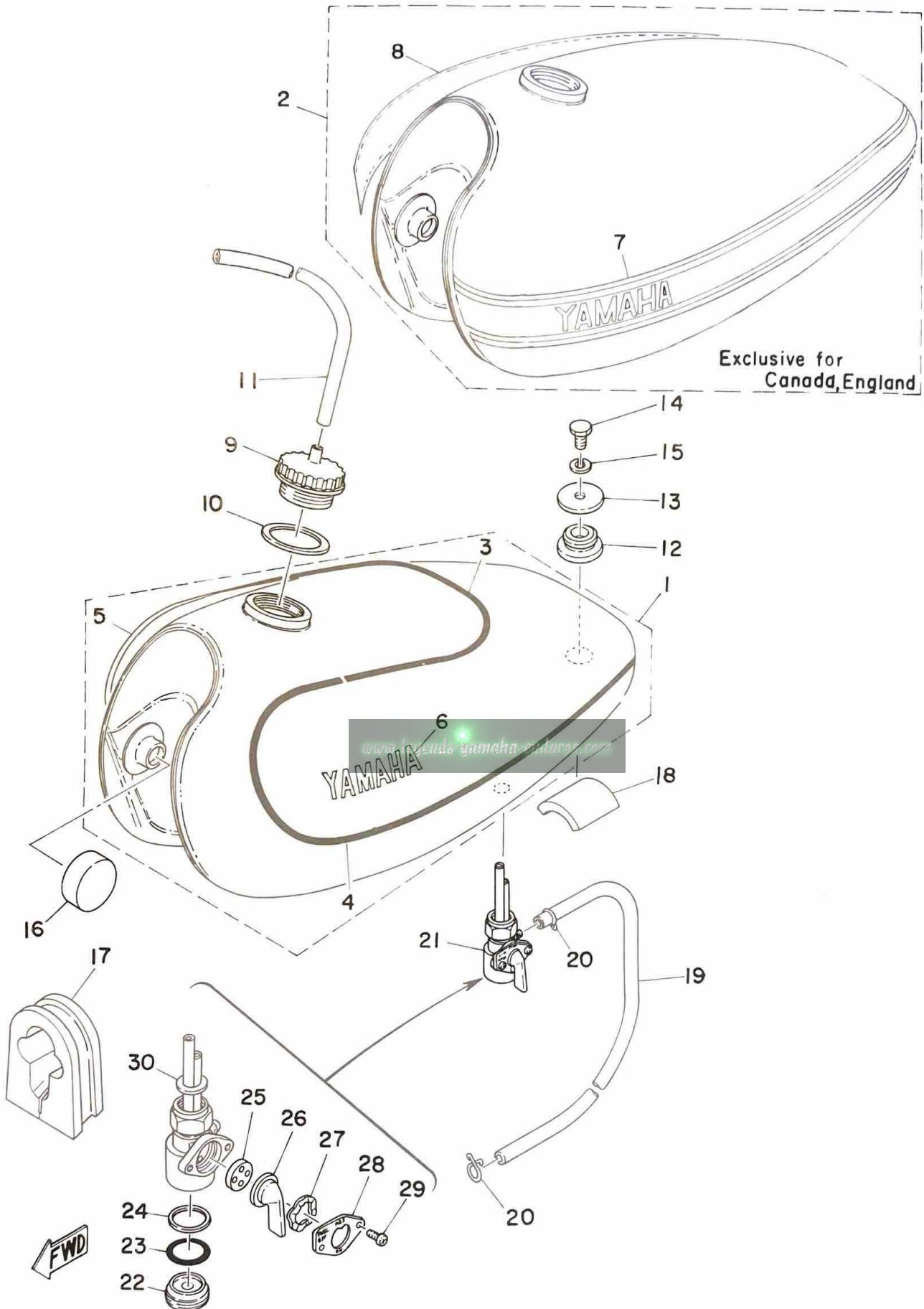
www.legends-yamaha-enduro.com



Ref. No.	Parts No.	Description	Q'ty	Applicable Machine No.	Remarks
22-33	90179-08148	NUT, wire adjusting (168-26344-00)	2		
34	90123-08046	BOLT, wire adjusting	2		
35	434-26335-02	WIRE, clutch	1		
36	382-26372-01	. COVER, lever	1		
37	434-26341-04	WIRE, brake front	1		
38	382-26372-01	. COVER, lever	1		
39	434-26342-01	. BOOT, wire	1		
40	92501-06015	SCREW, panhead	1		
41	92901-06100	WASHER, spring	1		
42	92901-06200	WASHER, plain	1		
43	156-26347-00	JOINT, wire	1		
44	90240-08012	PIN, with hole (156-27229-00)	1		
45	90201-08083	WASHER, plate (156-27226-00)	1		8.2-13-0.6
46	91401-20012	PIN, cotter	1		
47	168-83936-00	BAND, switch cord	2		
48	168-83936-01	BAND, switch cord	1		

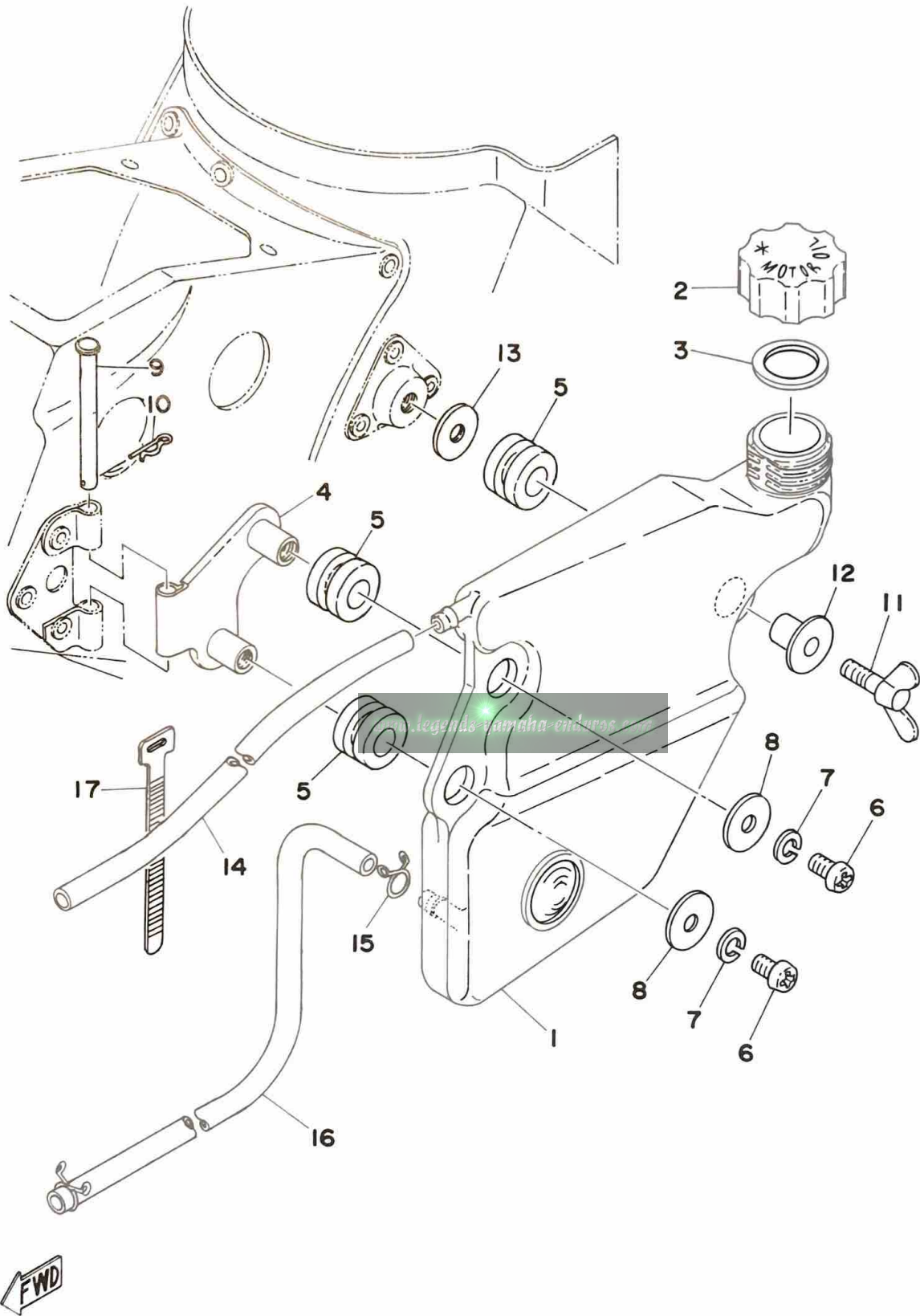
www.legends-yamaha-enduro.com

Fig. 23 FUEL TANK



Ref. No.	Parts No.	Description	Q'ty	Applicable Machine No.	Remarks
23- 1	493-24110-00-03	FUEL TANK COMP.	1		French Blue/White Sunshine Red/White Exclusive for England, Canada
2	493-24110-00-04	FUEL TANK COMP.	1		
3	493-24244-02	. GRAPHIC, fuel tank upper	1		
4	493-24246-01	. GRAPHIC, fuel tank left	1		
5	493-24247-01	. GRAPHIC, fuel tank right	1		
6	554-24161-00	. EMBLEM, fuel tank	2		
7	508-24244-00	. GRAPHIC, fuel tank left	1		Exclusive for England, Canada Exclusive for England, Canada
8	508-24245-00	. GRAPHIC, fuel tank right	1		
9	322-24611-01	BODY, cap	1		
10	90430-35122	GASKET	1		
11	90445-09238	HOSE (5-430)	1		
12	90480-22054	DAMPER, fuel tank	1		
13	90209-08098	WASHER (341-83348-00)	1		
14	97301-08015	BOLT, hexagon	1		
15	92901-08100	WASHER, spring	1		
16	156-24181-00	DAMPER, locating	2		
17	434-24183-00	DAMPER, locating	1		
18	493-24184-00	DAMPER, locating	1		
19	90445-09085	HOSE (617-24316-00 5-160)	1		
20	90467-09005	CLIP (810-24356-00)	2		
21	434-24500-04	FUEL COCK ASS'Y	1		
22	434-24521-00	. CUP, filter	1		
23	132-24522-00	. GASKET, filter	1		
24	434-24576-00	. GASKET, filter	1		
25	137-24523-00	. VALVE	1		
26	447-24524-00	. LEVER, cock	1		
27	132-24518-00	. WASHER, wave	1		
28	447-24525-00	. PLATE, lever fitting	1		
29	98501-03005	. SCREW, panhead	2		
30	434-24532-00	. GASKET, fuel cock	1		

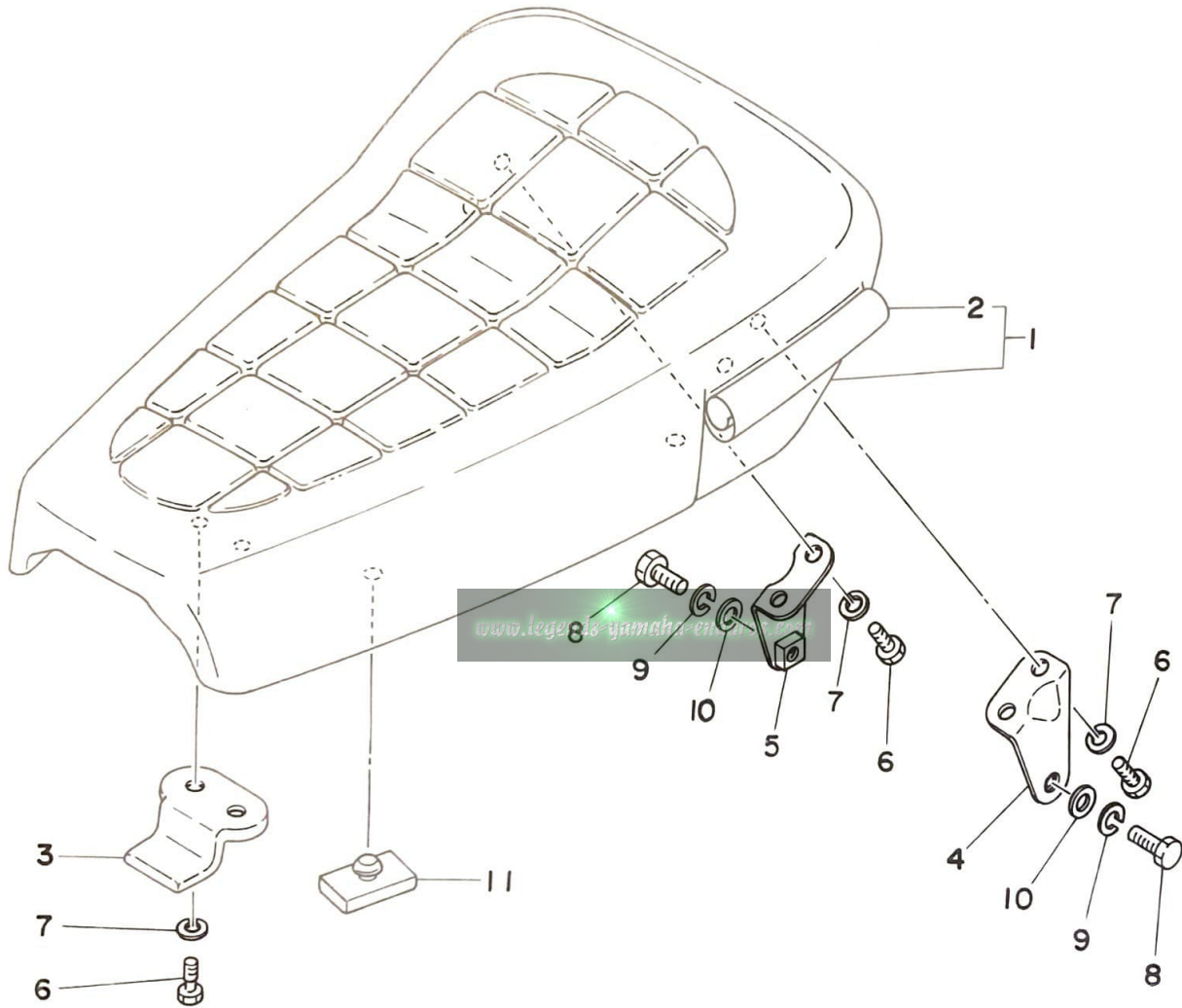
Fig. 24 OIL TANK



Ref. No.	Parts No.	Description	Q'ty	Applicable Machine No.	Remarks
24- 1	434-21751-00	TANK, oil	1		
2	434-21771-00	BODY, cap	1		
3	90430-18067	GASKET, cap	1		
4	434-21797-01	HINGE 2	1		
5	90480-14102	GROMMET (214-21717-00)	3		
6	92501-06010	SCREW, panhead	2		
7	92901-06100	WASHER, spring	2		
8	90201-06067	WASHER, plate	2		
9	91501-05055	PIN, clevis	1		
10	90468-10050	CLIP (156-83525-00)	1		
11	90122-06001	BOLT, tank fitting	1		
12	90387-06388	COLLAR (322-21544-00)	1		
13	90179-06013	NUT, latch clamp	1		
14	90445-09228	HOSE (604-24312-00 5-660)	1		
15	90467-10008	CLIP (143-24356-00)	2		
16	90445-09116	HOSE (118-24319-00 5-540)	1		
17	256-83936-00	BAND, switch cord	1		

www.legends-yamaha-enduro.com

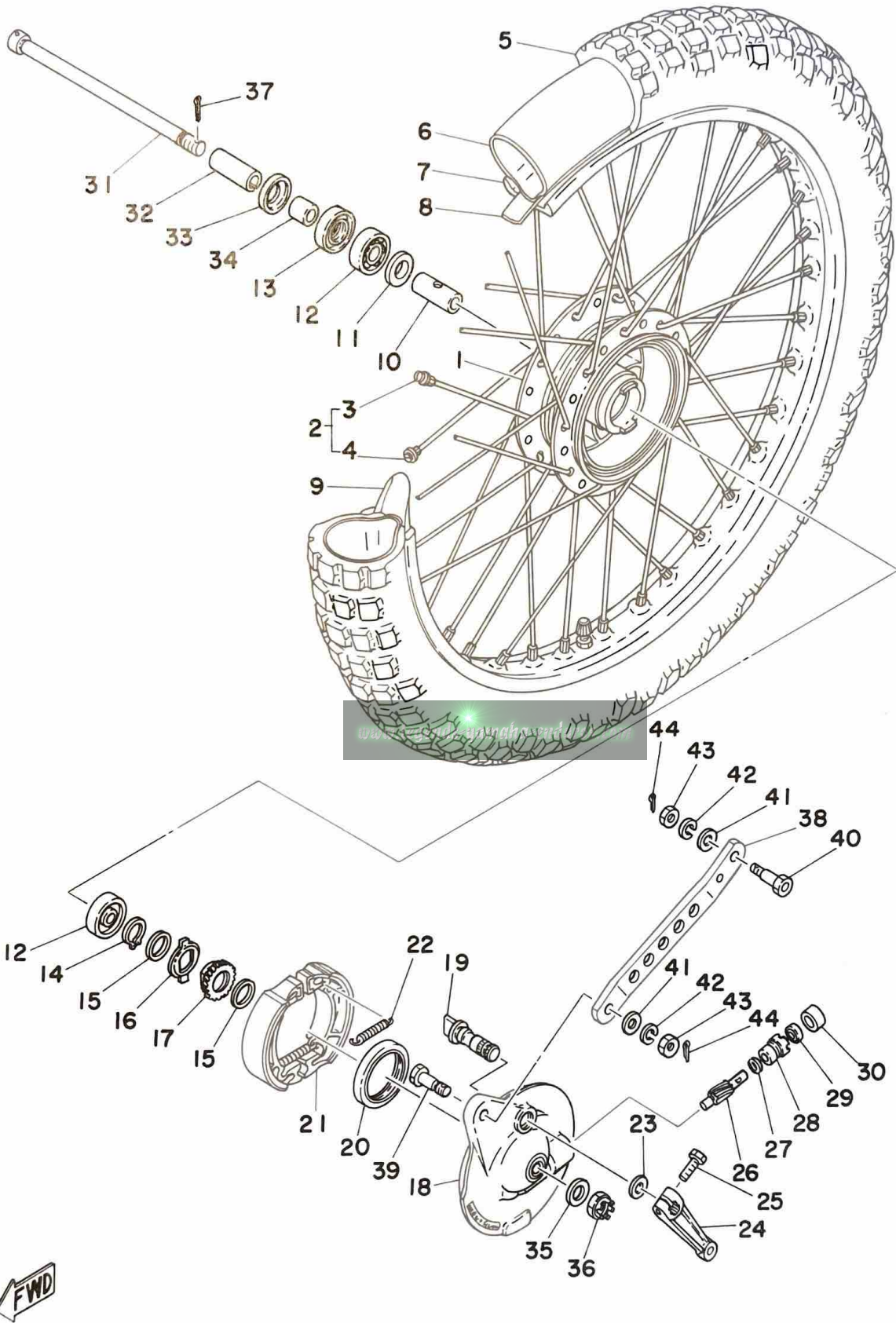
Fig. 25 SEAT



Ref. No.	Parts No.	Description	Q'ty	Applicable Machine No.	Remarks
25- 1	493-24710-00	SINGLE SEAT ASS'Y	1		
2	493-24711-00	. COVER, single seat	1		
3	322-24748-00	BRACKET, front	1		
4	493-24738-00	BRACKET, seat rear left	1		
5	493-24748-00	BRACKET, seat rear right	1		
6	97301-06012	BOLT, hexagon	6		
7	92901-06100	WASHER, spring	6		
8	97301-06015	BOLT, hexagon	2		
9	92901-06100	WASHER, spring	2		
10	92901-06200	WASHER, plain	2		
11	509-24724-00	DAMPER, seat	4		

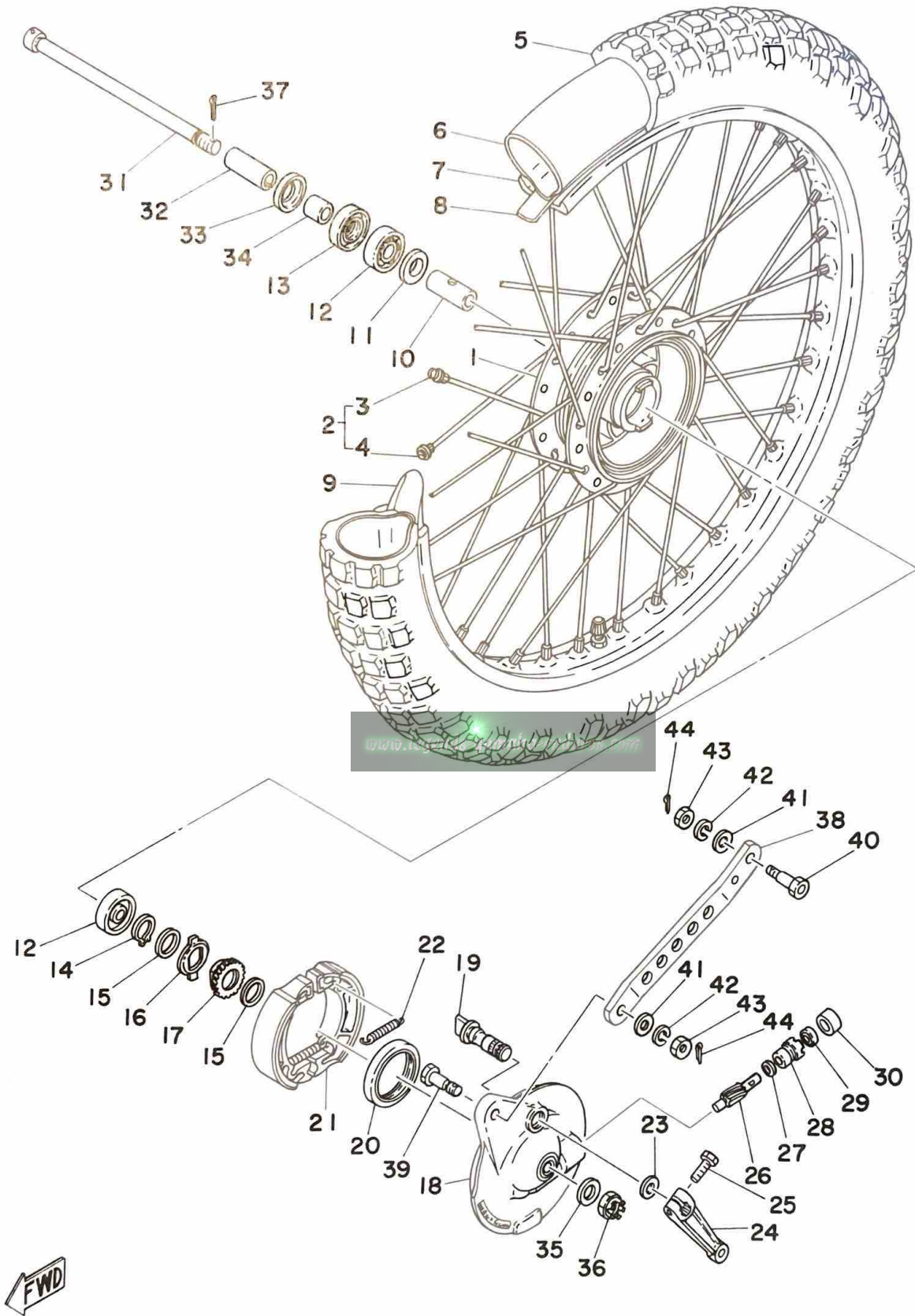
www.legends-yamaha-enduros.com

Fig. 26 FRONT WHEEL



Ref. No.	Parts No.	Description	Q'ty	Applicable Machine No.	Remarks
26- 1	248-25111-00	HUB, front	1		
2	345-25104-00	SPOKE SET	1s		
3	345-25196-90	. SPOKE SET, inner (10PC)	1s		
4	345-25197-90	. SPOKE SET, outer (10PC)	1s		
5	94127-21151	TIRE, front (2.75-21-4PR)	1		
	94127-21325	TIRE, front (2.75-21-4PR)	1		Exclusive for USA, Canada
6	94227-21031	TUBE, front (2.85-21)	1		
7	94416-21167	RIM, front (1.60A-21A1)	1		
8	94327-21024	BAND, rim (2.75-21)	1		
9	214-25194-00	SPACER, bead	1		
10	90560-12138	SPACER (183-25117-00)	1		
11	109-25315-00	FLANGE, spacer	1		
12	93306-30103	BEARING (6301)	2		
13	93102-18008	OIL SEAL (SD-18-37-8)	1		
14	93410-20009	CIRCLIP (S-20)	1		
15	90201-20269	WASHER, plate (183-25147-00)	2		20.5-26-1.0
16	183-25149-00	CLUTCH, meter	1		
17	248-25135-10	GEAR, drive	1		
18	434-25121-02	PLATE, brake shoe	1		
19	434-25151-00	CAMSHAFT	1		
20	93105-47007	OIL SEAL (SDD-47-58-7)	1		
21	437-25130-00	BRAKE SHOE COMP.	2		
22	90506-16034	SPRING, tension (102-25333-00)	2		
23	137-25159-00	SEAL, camshaft	1		
24	401-25155-00	LEVER, camshaft	1		
25	97301-06020	BOLT, hexagon	1		
26	248-25138-10	GEAR, meter	1		
27	90201-07076	WASHER, plate (183-25146-00)	1		7-12-0.8
28	109-25136-00	BUSHING	1		
29	93104-07003	OIL SEAL (SO-7-14-4)	1		
30	90338-18014	PLUG (288-25139-00)	1		
31	401-25181-00	SHAFT, wheel	1		

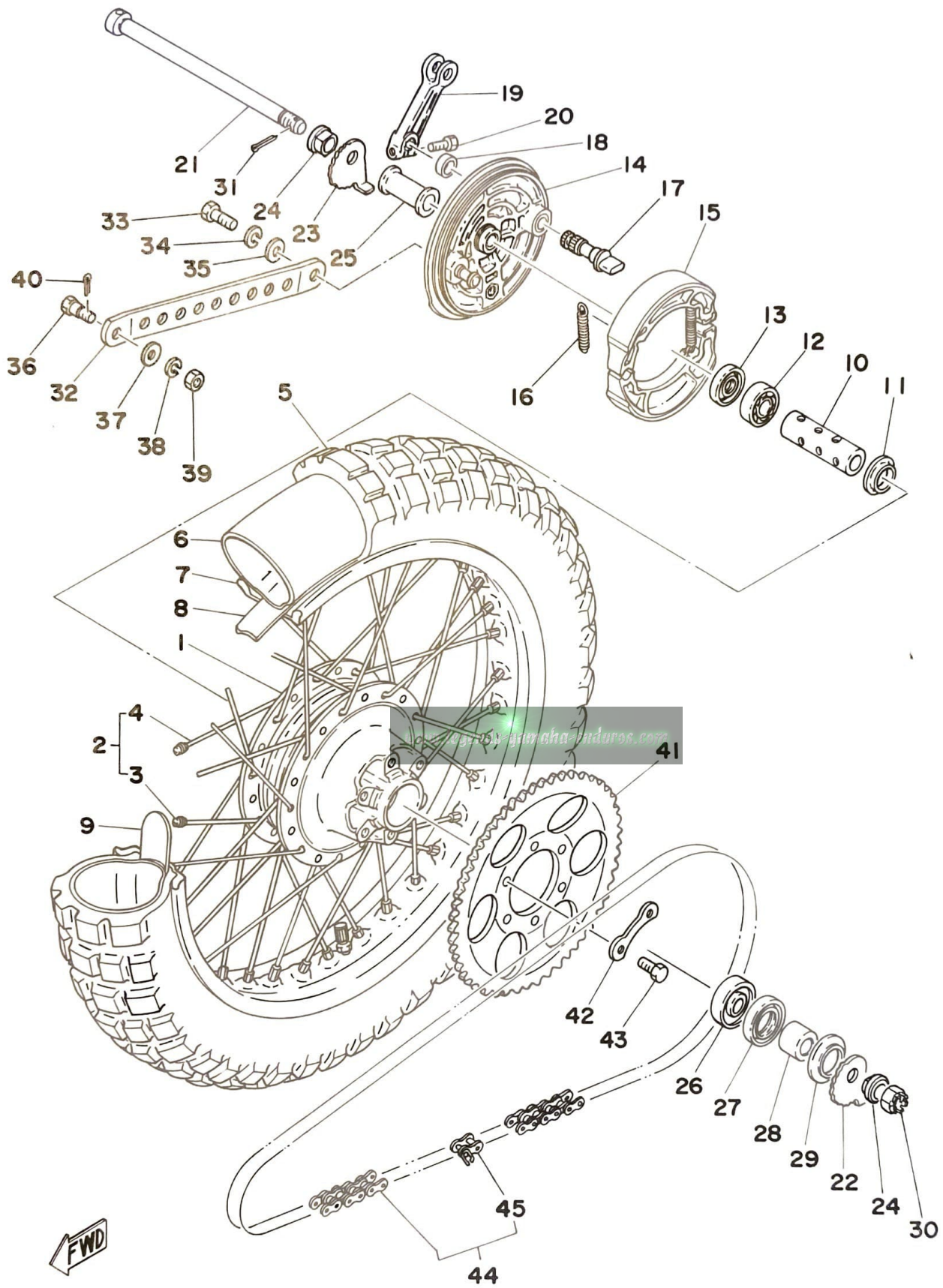
Fig. 26 FRONT WHEEL



Ref. No.	Parts No.	Description	Q'ty	Applicable Machine No.	Remarks
26-32	90387-12100	COLLAR (315-25186-00)	1		
33	183-25118-00	COVER, hub dust	1		
34	90387-12095	COLLAR (183-25183-00)	1		
35	92901-12200	WASHER, plain	1		
36	90171-12005	NUT, castle	1		
37	91401-30025	PIN, cotter	1		
38	434-25171-01	BAR, tension	1		
39	90109-08234	BOLT	1		
40	90109-08380	BOLT	1		
41	92901-08600	WASHER, plate	2		
42	92901-08100	WASHER, spring	2		
43	95301-08700	NUT, hexagon	2		
44	91401-20012	PIN, cotter	2		

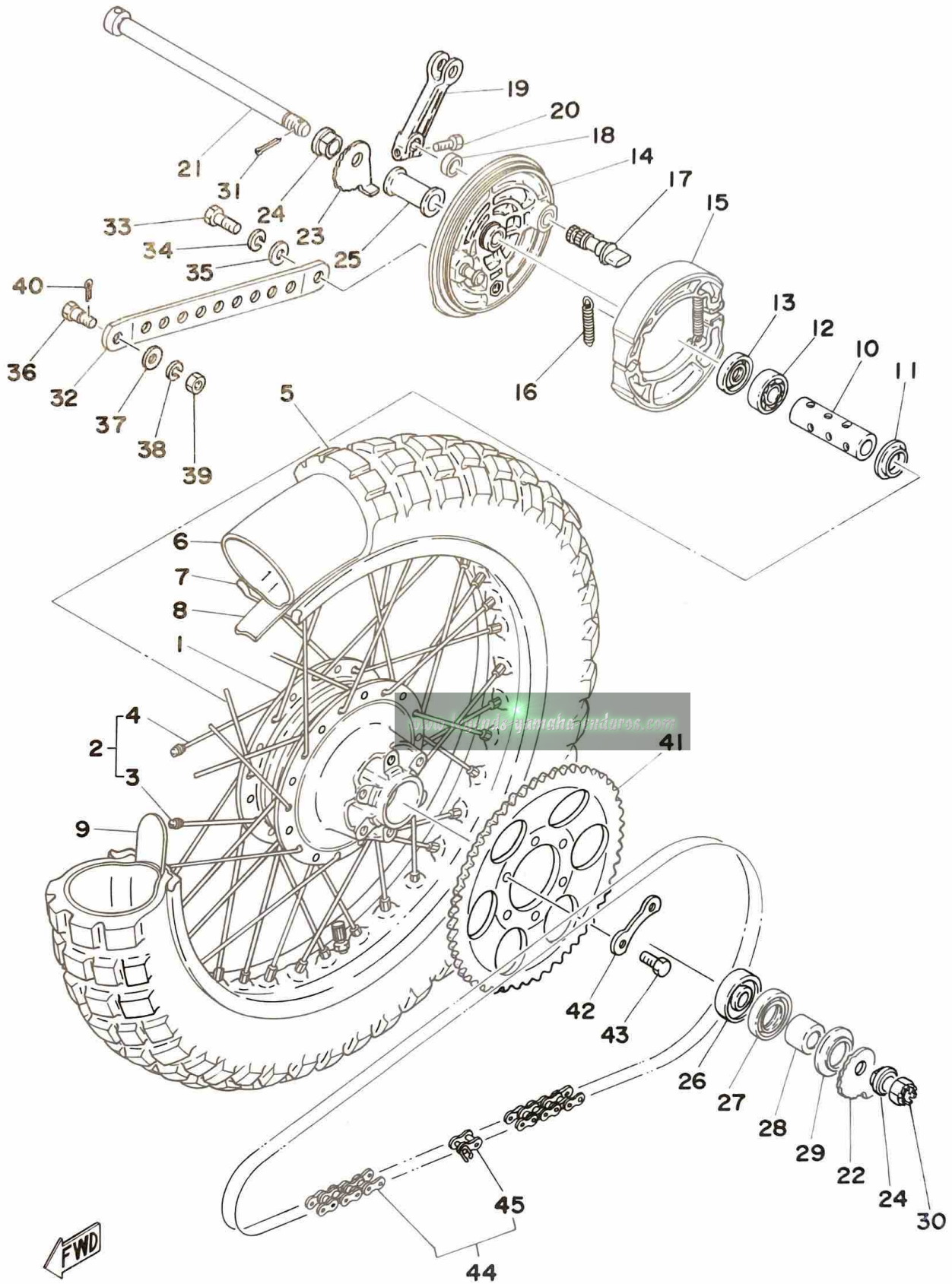
www.legends-yamaha-enduros.com

Fig. 27 REAR WHEEL



Ref. No.	Parts No.	Description	Q'ty	Applicable Machine No.	Remarks
27- 1	434-25311-01	HUB, rear	1		
2	434-25304-00	SPOKE SET	1s		
3	434-25396-90	. SPOKE SET, inner (10PC)	1s		
4	434-25397-90	. SPOKE SET, outer (10PC)	1s		
5	94140-18150	TIRE, rear (4.00-18-4PR)	1		
	94140-18326	TIRE, rear (4.00-18-4PR)	1		Exclusive for USA, Canada
6	94240-18024	TUBE, rear (4.00-18)	1		
7	94418-18166	RIM, rear (1.85B-18A)	1		
8	94340-18022	BAND, rim (4.00-18)	1		
9	493-25394-00	SPACER, bead	2		
10	434-25317-01	SPACER, bearing	1		
11	148-25115-00	FLANGE, spacer	1		
12	93306-20204	BEARING (6202Z)	1		
13	93104-22018	OIL SEAL (SO-22-35-5)	1		
14	434-25321-01	PLATE, brake shoe	1		
15	437-25330-00	BRAKE SHOE COMP.	2		
16	90506-16036	SPRING, tension (183-25333-00)	2		
17	248-25351-00	CAMSHAFT	1		
18	148-25359-00	SEAL, camshaft	1		
19	434-25355-01	LEVER, camshaft	1		
20	97301-06025	BOLT, hexagon	1		
21	401-25381-00	SHAFT, wheel	1		
22	434-25388-01	PULLER, chain left	1		
23	434-25389-01	PULLER, chain right	1		
24	90387-15281	COLLAR (15.2-20-11)	2		
25	90387-15237	COLLAR	1		
26	93306-30203	BEARING (6302Z)	1		
27	93106-26005	OIL SEAL (DD-26-42-8)	1		
28	90387-15115	COLLAR (248-25377-00)	1		
29	401-25367-00	COVER, dust	1		
30	90171-14006	NUT, castle (214-25182-01)	1		
31	91401-30030	PIN, cotter	1		

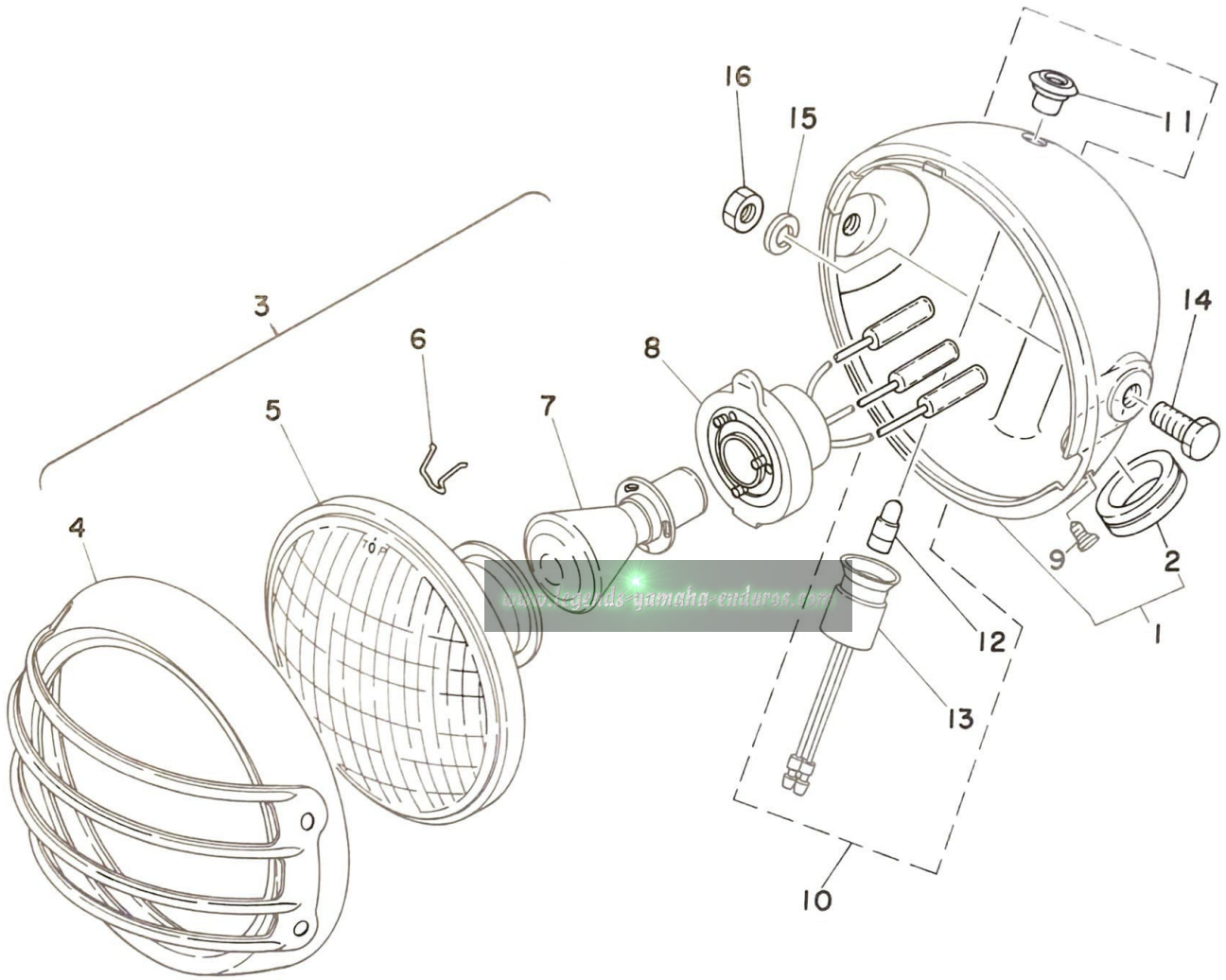
Fig. 27 REAR WHEEL



Ref. No.	Parts No.	Description	Q'ty	Applicable Machine No.	Remarks
27-32	434-25371-01	BAR, tension	1		
33	90101-10254	BOLT	1		
34	92901-10100	WASHER, spring	1		
35	92901-10600	WASHER, plate	1		
36	90109-08063	BOLT (109-25373-00)	1		
37	92901-08200	WASHER, plain	1		
38	92901-08100	WASHER, spring	1		
39	95301-08600	NUT, hexagon	1		
40	91401-25018	PIN, cotter	1		
41	434-25453-01	GEAR, sprocket wheel (53T)	1		
42	214-25412-00	WASHER, lock	3		
43	90109-08377	BOLT	6		
44	94524-28112	CHAIN (DK428-112L)	1		
45	94604-28001	. JOINT, chain	1		

www.legends-yamaha-enduros.com

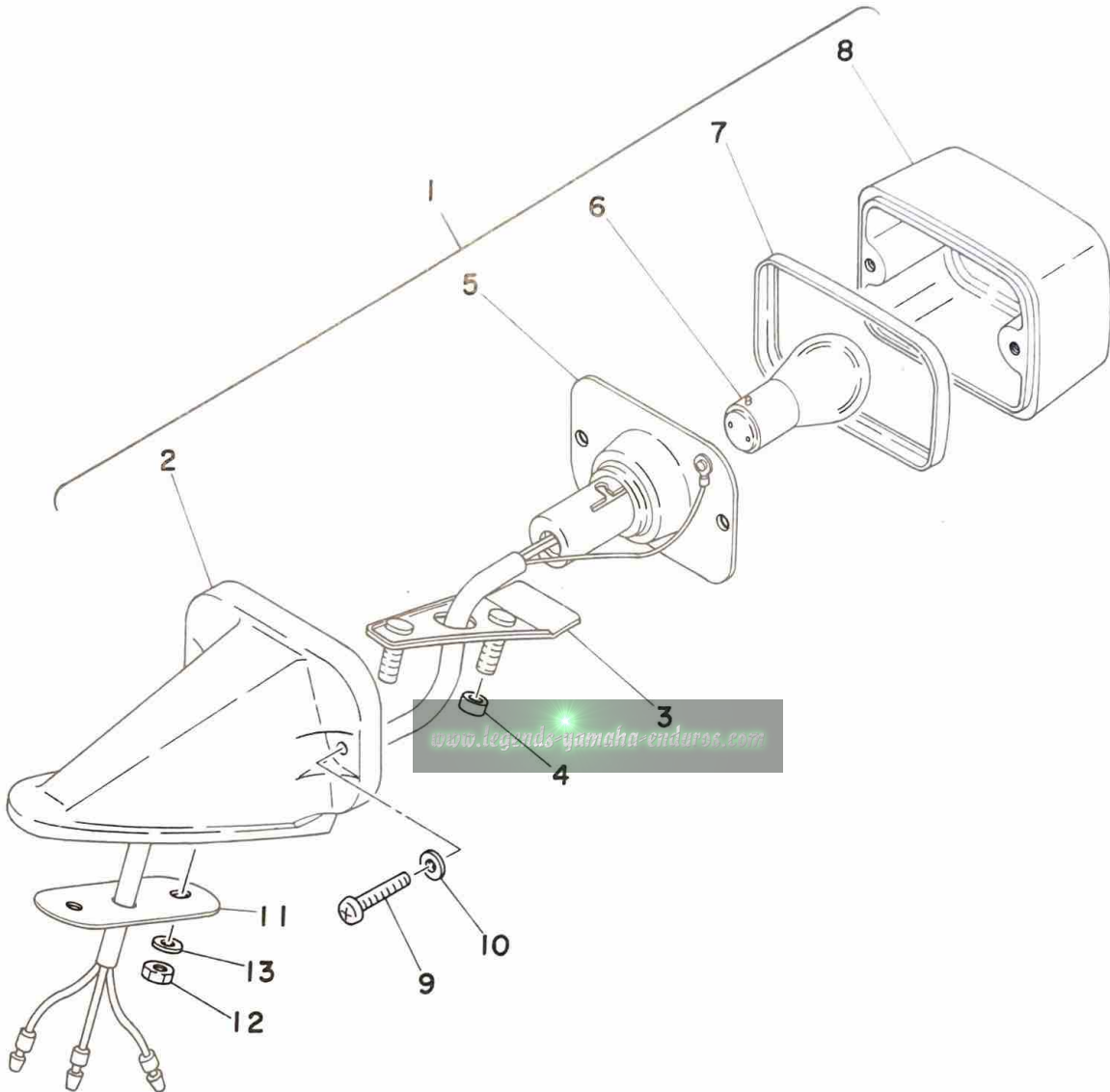
Fig. 28 HEAD LAMP



Ref. No.	Parts No.	Description	Q'ty	Applicable Machine No.	Remarks
28- 1	434-84130-60-36	HEAD LAMP BODY ASS'Y	1		White
2	150-84153-00	. GROMMET	1		
3	493-84110-60	HEAD LAMP UNIT ASS'Y	1		
4	493-84115-60	. RIM, head lamp	1		
5	434-84120-60	. LENS ASS'Y	1		
6	195-84324-00	. SPRING, reflector set	3		
7	214-84114-60	. BULB, head lamp (6V-35/35W)	1		
8	434-84112-60	. SOCKET CORD ASS'Y	1		
9	195-84325-00	SCREW, rim fitting	1		
10	214-84101-61	PILOT LAMP ASS'Y	1		
11	256-84357-61	. BODY, pilot lamp	1		
12	104-83517-10	. BULB, meter (6V-1.5W)	1		
13	214-84150-61	. SOCKET CORD ASS'Y	1		
14	97303-08020	BOLT, hexagon	2		
15	92901-08100	WASHER, spring	2		
16	95301-08600	NUT, hexagon	2		

www.legends-yamaha-enduros.com

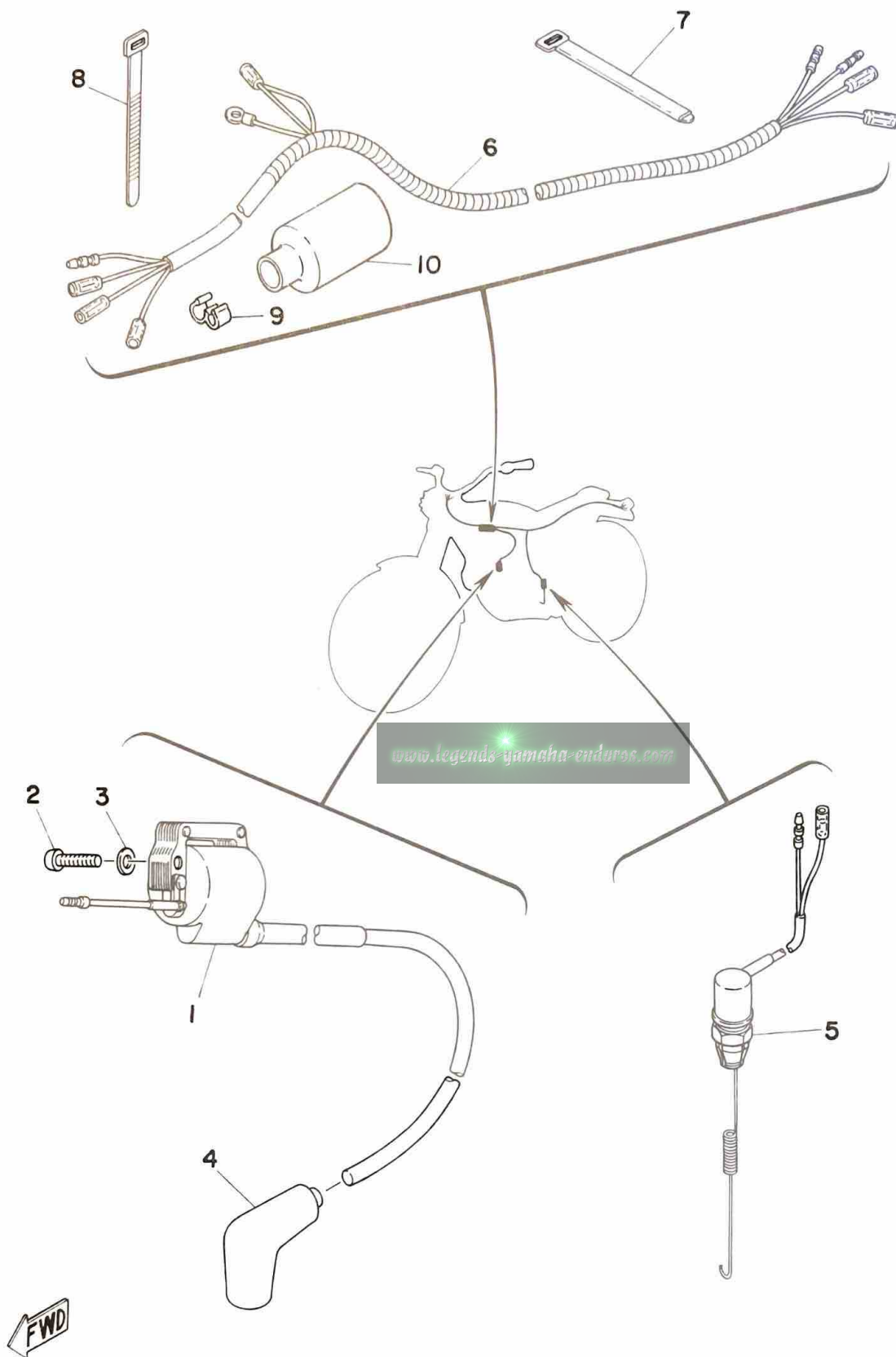
Fig. 29 TAIL LAMP



Ref. No.	Parts No.	Description	Q'ty	Applicable Machine No.	Remarks
29- 1	434-84500-62	TAIL LAMP ASS'Y	1		
2	434-84519-62	. COVER	1		
3	434-84511-62	. BASE, tail lamp	1		
4	434-84557-60	. COLLAR	2		
5	434-84517-60	. SOCKET ASS'Y	1		
6	122-84514-30	. BULB (6V-5.3W)	1		
7	434-84515-61	. RIM, tail lamp	1		
8	434-84521-69	. LENS, tail lamp	1		
9	434-84524-61	. SCREW	2		
10	434-84522-61	. WASHER, special 2	2		
11	434-84525-00	WASHER, special 1	1		
12	95301-05600	NUT, hexagon	2		
13	92901-05100	WASHER, spring	2		

www.legends-yamaha-enduros.com

Fig. 30 ELECTRICAL



Ref. No.	Parts No.	Description	Q'ty	Applicable Machine No.	Remarks
30- 1	367-82310-10	IGNITION COIL ASS'Y	1		Exclusive for England (Noise Suppressor)
	304-82310-30	IGNITION COIL ASS'Y	1		
2	92501-06025	SCREW, panhead	2		
3	92901-06200	WASHER, plain	2		
4	294-82370-00	PLUG CAP ASS'Y	1		Exclusive for England (Noise Suppressor)
	808-82370-10	PLUG CAP ASS'Y	1		
5	434-82530-00	STOP SWITCH ASS'Y	1		
6	434-82590-22	WIRE HARNESS ASS'Y	1		
7	168-83936-00	BAND, switch cord	2		
8	341-26397-01	BAND	1		
9	90468-15020	CLIP	1		
10	306-82599-00	COVER, connector	1		Alternate Parts

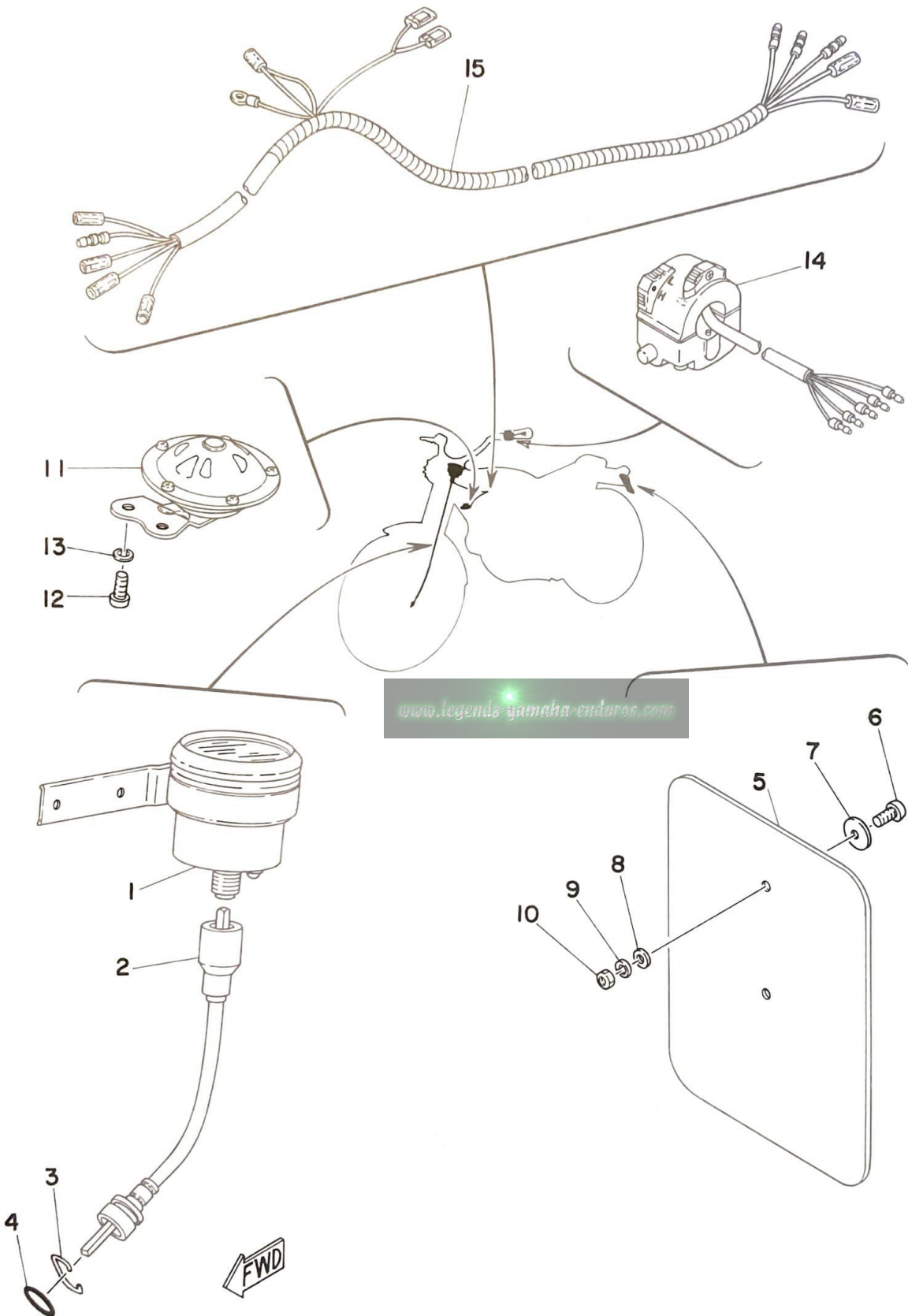
www.legends-yamaha-enduros.com

ALTERNATE PARTS

www.legends-yamaha-enduros.com



Fig. 31 ALTERNATE PARTS



Ref. No.	Parts No.	Description	Q'ty	Applicable Machine No.	Remarks
31- 1	434-83510-30	SPEEDOMETER ASS'Y	1		Mile/h
	434-83510-10	SPEEDOMETER ASS'Y	1		Km/h
2	434-83550-01	SPEEDOMETER CABLE ASS'Y	1		
3	102-25137-00	RING, stop	1		
4	93210-14104	O-RING	1		
5	434-84550-00	LICENCE BRACKET ASS'Y	1		
6	98506-05012	SCREW, panhead	2		
7	90201-05034	WASHER, plate (814-77218-00)	2		5.5-18-0.8
8	92901-05200	WASHER, plain	2		
9	92901-05100	WASHER, spring	2		
10	95301-05600	NUT, hexagon	2		
11	434-83380-10	HORN	1		

In case the horn is equipped, the following parts should be necessary.

12	92501-06012	SCREW, panhead	2		
13	92901-06100	WASHER, spring	2		
14	434-83973-00	SWITCH, handle 3	1		
15	434-82590-50	WIRE HARNESS ASS'Y	1		

www.legends-yamaha-enduros.com

NUMERICAL INDEX

www.legends-yamaha-enduros.com



NUMERICAL INDEX

Ref No.	Parts No.	Ref No.	Parts No.	Ref No.	Parts No.
31- 3	102-25137-00	4-18	156-11564-00-05	14-11	207-81326-10
28-12	104-83517-10	4-18	156-11564-00-06	14-12	207-81331-10
26-28	109-25136-00	4-18	156-11564-00-07	4-11	214-11633-00
26-11	109-25315-00	11-30	156-14135-00	11- 4	214-14147-00
14-10	110-81346-21	9- 2	156-15618-01	11- 6	214-14195-00
20-24	122-23119-01	9-27	156-17417-00-01	12- 2	214-14613-00
20-25	122-23129-00	9-27	156-17417-00-02	8- 8	214-18131-00
21- 6	122-23411-00	9-27	156-17417-00-03	20-15	214-23114-00
21- 4	122-23412-00	21- 1	156-23411-00	20-13	214-23118-00
21- 7	122-23416-00	21- 3	156-23412-00	20- 5	214-23146-00
29- 6	122-84514-30	23-16	156-24181-00	20- 6	214-23156-00
13- 1	126-13116-00	22-43	156-26347-00	26- 9	214-25194-00
11-33	132-14173-00	11-17	164-14116-06	27-42	214-25412-00
23-27	132-24518-00	11-18	164-14137-00	22- 4	214-82910-03
23-23	132-24522-00	6-37	164-17417-00-10	22- 5	214-82911-01
13-18	137-13128-00	21-18	164-23462-00	22- 6	214-83912-01
13-13	137-13137-00-03	14-13	164-81246-21	22- 8	214-83913-00
13-13	137-13137-00-05	14-16	164-81246-21	22-15	214-83913-00
13-13	137-13137-00-10	11- 5	168-14190-25	28-10	214-84101-61
13-13	137-13137-00-30	6-13	168-17428-01-03	28- 7	214-84114-60
13-13	137-13137-00-50	6-13	168-17428-01-05	28-13	214-84150-61
13-14	137-13138-01	12- 6	168-21639-00	22-11	233-82920-33
13- 5	137-13176-00	22-47	168-83936-00	22-12	233-82921-31
11-13	137-14143-54	30- 7	168-83936-00	22-13	233-83922-31
11-13	137-14143-56	14-21	168-83936-01	11-19	246-14132-00
11-13	137-14143-58	22-48	168-83936-01	11-20	248-14131-00
11- 8	137-14186-01	5- 3	170-16164-00	26- 1	248-25111-00
2- 7	137-15353-00	11-23	174-14134-00	26-17	248-25135-10
7-11	137-15353-00	5-10	174-16356-00	26-26	248-25138-10
23-25	137-24523-00	6-33	174-17461-30	27-17	248-25351-00
26-23	137-25159-00	6-33	174-17461-40	6- 3	256-17154-00-10
27-11	148-25115-00	6-33	174-17461-50	9-12	256-17154-00-10
27-18	148-25359-00	11-36	183-14197-01	6- 3	256-17154-00-12
28- 2	150-84153-00	26-33	183-25118-00	9-12	256-17154-00-12
11-31	152-14174-00	26-16	183-25149-00	20-12	256-23142-60
4-18	156-11564-00-03	28- 6	195-84324-00	24-17	256-83936-00
4-18	156-11564-00-04	28- 9	195-84325-00	28-11	256-84357-61

NUMERICAL INDEX

Ref No.	Parts No.	Ref No.	Parts No.	Ref No.	Parts No.
13- 3	257-13175-00	11-24	354-14147-00	1- 2	434-11181-00
11- 2	260-14142-35	5-15	360-16154-00	4- 2	434-11412-01
4- 5	275-11681-00	5- 5	360-16321-00	4- 9	434-11610-00
8-20	278-18127-00	7- 5	360-18141-01	4- 9	434-11610-10
7- 9	278-18547-02	11-21	361-14147-00	4- 9	434-11610-20
20- 4	278-23145-51	12-22	363-14782-10	4- 9	434-11610-30
20-27	278-23158-50	6-15	363-15383-00	4- 9	434-11610-40
20-26	278-23181-50	9-15	363-15671-01	4-26	434-11630-00
19-14	288-21659-00	9-23	363-15674-00	4-26	434-11630-10
20-14	292-23144-00	9-17	363-15676-00	4-26	434-11630-20
30- 4	294-82370-00	9-24	363-15686-00	4-26	434-11630-30
14-17	296-81980-09	5-25	363-16344-00	4-26	434-11630-40
11-29	304-14171-00	8-12	363-18125-00	10- 1	434-13565-00
11- 9	304-14184-00	7-13	363-18511-00	10-14	434-14451-00
11-35	304-14261-00	7-18	363-18531-00	12-13	434-14718-01-66
30- 1	304-82310-30	7-15	363-18535-00	12-13	434-14718-01-G3
30-10	306-82599-00	22-30	363-26393-00	12-19	434-14752-00
10- 7	314-13621-02	14-15	363-85528-10	12-18	434-14753-00
20-28	315-23167-50	1- 4	364-11351-00	2- 1	434-15111-02
19-11	322-21541-00	9-21	364-15668-00	2-12	434-15118-00
20-23	322-23346-00	5-23	364-16343-00	2- 2	434-15121-01
20-20	322-23356-00	7-14	364-18511-00	3- 2	434-15451-00
20-22	322-23357-00	30- 1	367-82310-10	3- 6	434-15461-00
23- 9	322-24611-01	15-25	371-21714-00	9- 1	434-15611-00-93
25- 3	322-24748-00	20-17	371-23168-60	9- 3	434-15621-00-91
22-25	322-26316-00	22-36	382-26372-01	9-13	434-15641-00
22-28	322-26347-00	22-38	382-26372-01	6-36	434-15651-00
20-16	341-23111-51	16- 6	401-22127-00	9-10	434-15661-00
30- 8	341-26397-01	16- 7	401-22128-01	9-22	434-15664-00
10- 2	345-13610-70	21-15	401-23441-00-38	9-25	434-15668-00
10- 3	345-13613-70	26-24	401-25155-00	5-18	434-16382-01
10- 4	345-13616-70	26-31	401-25181-00	6- 9	434-17121-00
26- 2	345-25104-00	27-29	401-25367-00	6- 5	434-17131-01
26- 3	345-25196-90	27-21	401-25381-00	6- 2	434-17141-01
26- 4	345-25197-90	22-27	401-26329-00	6- 8	434-17151-00
13-24	353-13552-01	1- 1	434-11111-00	6-24	434-17211-00
11-32	353-14138-00	1-11	434-11161-00	6-18	434-17221-01

NUMERICAL INDEX

Ref No.	Parts No.	Ref No.	Parts No.	Ref No.	Parts No.
6-20	434-17231-02	21- 9	434-23435-00	31-15	434-82590-50
6-23	434-17241-00	23-17	434-24183-00	31-11	434-83380-10
6-19	434-17251-01	23-21	434-24500-04	31- 1	434-83510-10
6-17	434-17421-00	23-22	434-24521-00	31- 1	434-83510-30
8-14	434-18121-00	23-30	434-24532-00	31- 2	434-83550-01
7-20	434-18122-00	23-24	434-24576-00	31-14	434-83973-00
7- 1	434-18541-03	26-18	434-25121-02	22- 3	434-83975-00
7- 3	434-18561-00	26-19	434-25151-00	28- 8	434-84112-60
15-17	434-21746-00	26-38	434-25171-01	28- 5	434-84120-60
24- 1	434-21751-00	27- 2	434-25304-00	28- 1	434-84130-60-36
24- 2	434-21771-00	27- 1	434-25311-01	29- 1	434-84500-62
24- 4	434-21797-01	27-10	434-25317-01	29- 3	434-84511-62
16- 4	434-22124-01	27-14	434-25321-01	29- 7	434-84515-61
16- 3	434-22141-00	27-19	434-25355-01	29- 5	434-84517-60
16- 2	434-22151-00	27-32	434-25371-01	29- 2	434-84519-62
16-14	434-22153-00-91	27-22	434-25388-01	29- 8	434-84521-69
16-12	434-22179-00-93	27-23	434-25389-01	29-10	434-84522-61
16-19	434-22210-01	27- 3	434-25396-90	29- 9	434-84524-61
16-27	434-22280-02	27- 4	434-25397-90	29-11	434-84525-00
16-32	434-22281-01	27-41	434-25453-01	31- 5	434-84550-00
16-29	434-22283-00	22-22	434-26111-00	29- 4	434-84557-60
16-34	434-22285-00	22-24	434-26243-10	26-21	437-25130-00
16-33	434-22286-00	22-35	434-26311-00	27-15	437-25330-00
16-23	434-22311-00-35	22-37	434-26335-02	4- 8	438-11631-01-96
20- 1	434-23101-00	22-39	434-26341-04	4- 8	438-11631-01-98
20-31	434-23121-01-93	18-15	434-26342-01	4- 8	438-11635-01
20-11	434-23124-00	18- 7	434-26351-00	4- 8	438-11636-01
20- 2	434-23126-00	17- 6	434-27212-01	4- 8	438-11637-01
20-32	434-23131-01-93	17- 7	434-27411-00	4- 8	438-11638-01
20- 3	434-23136-00	15-12	434-27421-00	23-26	447-24524-00
20-10	434-23141-00	15- 7	434-28100-11	23-28	447-24525-00
20-33	434-23163-00	15- 8	434-28171-00	14- 4	461-81312-10
20- 9	434-23170-00	14- 9	434-28172-00	22-18	483-83976-00
20- 8	434-23171-00	14- 8	434-81321-10	1- 3	493-11311-01
21-12	434-23319-00	30- 5	434-81332-10	4- 1	493-11400-00
20-19	434-23341-00	30- 6	434-82530-00	4- 3	493-11422-00
20-18	434-23345-00		434-82590-22	13-12	493-13101-00

NUMERICAL INDEX

Ref No.	Parts No.	Ref No.	Parts No.	Ref No.	Parts No.
13- 8	493-13178-00	16-18	493-21815-00	4-27	498-11650-00
11- 1	493-14101-62	16- 1	493-22110-02-35	4- 4	498-11651-00
11-16	493-14112-30	16-35	493-22141-00	13-28	498-13174-00
11-28	493-14122-00	16-15	493-22178-00	3-13	498-15353-00
11-25	493-14123-00	20-36	493-23405-00-33	2- 9	498-15371-00
11-27	493-14133-00	15-28	493-23432-10	3-15	498-15371-00
11- 3	493-14141-28	15-29	493-23438-10	5-14	498-16181-00
11-22	493-14158-00	20-37	493-23465-00	5- 6	498-16325-00
11-15	493-14166-00	23- 1	493-24110-00-03	5- 7	498-16351-00
11-10	493-14181-00	23- 2	493-24110-00-04	5- 4	498-16371-00
11- 7	493-14185-00	23-18	493-24184-00	5-26	498-16389-00
11-37	493-14196-00	23- 3	493-24244-02	7-22	498-18151-02
10-13	493-14453-01	23- 4	493-24246-01	10-15	508-14412-00
12- 1	493-14610-01	23- 5	493-24247-01	23- 7	508-24244-00
12-16	493-14729-00	25- 1	493-24710-00	23- 8	508-24245-00
11-26	493-14968-00	25- 2	493-24711-00	25-11	509-24724-00
6-28	493-15381-00	25- 4	493-24738-00	5-17	510-16356-00
3- 1	493-15411-00	25- 5	493-24748-00	21-13	525-23319-00
3- 8	493-15416-00	27- 9	493-25394-00	23- 6	554-24161-00
3- 5	493-15431-00	22- 2	493-26241-00	30- 4	808-82370-10
3- 9	493-15456-00	22-23	493-26242-00	17- 8	90101-08250
4-21	493-16111-00	22-19	493-26281-00	27-33	90101-10254
5- 2	493-16150-00	22-20	493-26282-00	17- 2	90102-10006
5- 1	493-16301-00	22-26	493-26312-02	15- 4	90105-10050
6- 1	493-17411-00	18- 1	493-27211-01-93	15- 2	90105-10051
8- 1	493-18111-01-93	18-23	493-27211-10	15- 3	90105-10052
8- 3	493-18112-02	18- 3	493-27242-02-93	21-10	90105-14060
15- 1	493-21110-01-35	17- 1	493-27311-00	27-36	90109-08063
15-13	493-21240-00	17-13	493-27412-10	26-39	90109-08234
		17-17	493-27413-10	27-43	90109-08377
15-19	493-21471-02	17-14	493-27422-10	26-40	90109-08380
19- 1	493-21511-01-36	14- 1	493-81300-11	7-12	90109-14390
19- 5	493-21611-02-36	14- 3	493-81309-11	12- 3	90116-06216
19- 6	493-21617-00	14- 5	493-81313-10	1- 5	90116-08104
15-23	493-21711-00-G3	14- 2	493-81350-10	1- 8	90116-10087
15-23	493-21711-11-66	28- 3	493-84110-60	24-11	90122-06001
15-24	493-21787-01	28- 4	493-84115-60	22-34	90123-08046

NUMERICAL INDEX

Ref No.	Parts No.	Ref No.	Parts No.	Ref No.	Parts No.
8-15	90149-06017	18-13	90201-14536	27-24	90387-15281
5- 9	90159-06010	9- 6	90201-15234	6-32	90387-20437
22-29	90170-06156	5-20	90201-17327	13-21	90430-04004
16- 9	90170-12132	6-10	90201-20266	5-24	90430-12036
4-17	90170-12181	26-15	90201-20269	24- 3	90430-18067
5-11	90170-18089	6-25	90201-20278	23-10	90430-35122
26-36	90171-12005	9-19	90201-20278	13-25	90445-05266
27-30	90171-14006	12-15	90202-06010	3-16	90445-07040
18-21	90179-06006	16-22	90207-06009	2-10	90445-07177
24-13	90179-06013	23-13	90209-08098	23-11	90445-09085
15-10	90179-06034	6- 6	90209-22082	15-18	90445-09086
22-33	90179-08148	6-21	90209-22082	24-16	90445-09116
1-10	90179-10072	4- 7	90209-25085	24-14	90445-09228
6-35	90179-16018	8-18	90215-06016	23-19	90445-09238
4-24	90179-18172	8-21	90215-08015	10-10	90460-43053
21- 8	90179-25033	6-34	90215-16020	10-12	90460-49058
16-28	90183-03009	5-27	90240-06005	10-11	90460-49075
20-30	90185-08054	18-16	90240-06006	3-12	90465-10072
15- 5	90185-10035	8- 4	90240-06043	2-11	90465-20035
31- 7	90201-05034	18- 4	90240-06043	23-20	90467-09005
8- 6	90201-06037	22-44	90240-08012	24-15	90467-10008
18- 6	90201-06037	18-20	90249-12069	13-26	90468-02033
15-16	90201-06067	7-17	90250-08017	13-27	90468-02033
16-26	90201-06067	4-25	90280-05013	18-22	90468-10050
24- 8	90201-06067	4-22	90282-70019	24-10	90468-10050
26-27	90201-07076	19-13	90338-06018	30- 9	90468-15020
22-45	90201-08083	7-19	90338-10063	15-26	90480-01141
1- 6	90201-08100	26-30	90338-18014	19-15	90480-10068
12- 8	90201-08113	7- 7	90338-32031	15-27	90480-12053
20-29	90201-08544	2- 8	90340-14034	19-16	90480-14100
13- 2	90201-08559	16- 5	90386-18028	24- 5	90480-14102
17-12	90201-08578	24-12	90387-06388	19-17	90480-15058
13- 9	90201-10129	12- 7	90387-08258	23-12	90480-22054
13- 7	90201-10138	26-34	90387-12095	13-23	90501-02018
1- 9	90201-11155	26-32	90387-12100	18-19	90501-09054
4-15	90201-12535	27-28	90387-15115	7-10	90501-10062
8-10	90201-14220	27-25	90387-15237	18-10	90501-10186
				15- 9	90501-10187

NUMERICAL INDEX

Ref No.	Parts No.	Ref No.	Parts No.	Ref No.	Parts No.
9- 5	90501-12081	27-31	91401-30030	15-15	92901-06100
5- 8	90501-23138	15-11	91401-30040	15-31	92901-06100
9-16	90501-23143	24- 9	91501-05055	16-21	92901-06100
26-22	90506-16034	2- 3	91810-05016	16-25	92901-06100
27-16	90506-16036	3- 7	91810-05016	19- 3	92901-06100
12-29	90506-16108	16-20	91901-06012	19- 8	92901-06100
17- 5	90507-29008	12-14	91903-06010	19-10	92901-06100
7-21	90508-08008	18- 9	92301-06020	20-35	92901-06100
5-19	90508-12131	12-20	92501-06010	22-10	92901-06100
8- 2	90508-14262	16-24	92501-06010	22-17	92901-06100
18- 2	90508-14269	22-31	92501-06010	22-32	92901-06100
17- 9	90508-26138	24- 6	92501-06010	22-41	92901-06100
17-10	90508-26139	31-12	92501-06012	25- 7	92901-06100
8-13	90508-32052	22-40	92501-06015	25- 9	92901-06100
16-11	90508-32140	19-12	92501-06018	24- 7	92901-06100
18-12	90508-35145	20-34	92501-06018	31-13	92901-06100
9-20	90508-32208	14-18	92501-06020	10- 9	92901-06200
26-10	90560-12138	30- 2	92501-06025	12-28	92901-06200
10- 8	91316-06025	2-13	92501-08012	14-20	92901-06200
3- 4	91316-06030	6-29	92701-06012	18-17	92901-06200
3-10	91316-06030	6-16	92701-06015	19- 4	92901-06200
3- 3	91316-06050	10- 5	92901-03100	22-42	92901-06200
2- 4	91316-06065	11-11	92901-04100	25-10	92901-06200
3-11	91316-06070	14-14	92901-04100	30- 3	92901-06200
2- 5	91316-06075	10-17	92901-05100	12-11	92901-08100
2- 6	91316-06100	13-15	92901-05100	12-24	92901-08100
5-28	91401-10010	14- 7	92901-05100	23-15	92901-08100
13-19	91401-12018	16-17	92901-05100	21-17	92901-08100
11-34	91401-16015	29-13	92901-05100	26-42	92901-08100
8- 5	91401-20012	31- 9	92901-05100	27-38	92901-08100
18- 5	91401-20012	10-18	92901-05200	28-15	92901-08100
22-46	91401-20012	31- 8	92901-05200	12-10	92901-08200
26-44	91401-20012	8-17	92901-06100	12-25	92901-08200
17- 4	91401-20025	12- 4	92901-06100	27-37	92901-08200
18-18	91401-25012	12-21	92901-06100	26-41	92901-08600
27-40	91401-25018	12-27	92901-06100	15- 6	92901-10100
26-37	91401-30025	14-19	92901-06100	17-16	92901-10100

NUMERICAL INDEX

Ref No.	Parts No.	Ref No.	Parts No.	Ref No.	Parts No.
20-21	92901-10100	6-30	93306-30411	26- 5	94127-21151
27-34	92901-10100	4-10	93310-21874	26- 5	94127-21325
27-35	92901-10600	4- 6	93310-42541	27- 5	94140-18150
4-16	92901-12100	6-12	93311-42018	27- 5	94140-18326
16- 8	92901-12100	6-27	93313-31709	26- 6	94227-21031
26-35	92901-12200	5-22	93315-11720	27- 6	94240-18024
4-23	92901-18100	6-38	93410-15005	26- 8	94327-21024
5-12	92901-18100	6-11	93410-19015	27- 8	94340-18022
5-13	92901-18200	6-26	93410-19015	26- 7	94416-21167
15-21	92903-08100	9-18	93410-19015	27- 7	94418-18166
15-22	92903-08200	26-14	93410-20009	27-44	94524-28112
13- 6	93101-10001	7- 6	93410-30012	27-45	94604-28001
5-21	93102-17004	7-23	93430-07012	1-12	94701-00044
26-13	93102-18008	7-16	93430-08006	13-16	95301-05600
6-31	93102-28023	13-10	93430-08006	29-12	95301-05600
4-14	93103-30092	16-13	93430-10015	31-10	95301-05600
4-19	93103-40091	8-19	93430-10016	8-16	95301-06600
26-29	93104-07003	9- 7	93430-10016	12- 5	95301-06600
27-13	93104-22018	8- 9	93430-12009	19- 9	95301-06800
26-20	93105-47007	18-14	93430-12009	1- 7	95301-08600
27-27	93106-26005	6- 7	93440-25019	12-12	95301-08600
8-11	93109-14005	6-22	93440-25019	27-39	95301-08600
9- 9	93109-20014	9-11	93440-25019	28-16	95301-08600
16-31	93210-05098	6- 4	93440-25027	26-43	95301-08700
16-30	93210-09091	9-14	93440-25027	17- 3	95301-10900
31- 4	93210-14104	4-12	93450-20026	22- 9	95601-06100
18-11	93210-14106	20- 7	93450-30033	22-16	95601-06100
3-14	93210-19123	21- 2	93501-04011	17-11	95601-08100
12-17	93210-24235	21- 5	93503-16010	17-19	95601-08100
4-20	93210-29282	13-22	93505-32002	21-14	95601-08100
20-38	93210-99184	9- 4	93507-32009	15-30	97301-06012
11-14	93220-09001	5-16	93511-32027	25- 6	97301-06012
27-12	93306-20204	13- 4	93603-22028	12-26	97301-06015
6-14	93306-20515	7- 8	93604-08071	15-14	97301-06015
4-13	93306-20601	7- 2	93604-18100	25- 8	97301-06015
26-12	93306-30103	16-10	93700-06005	18- 8	97301-06018
27-26	93306-30203	13-17	94101-10001	19- 7	97301-06018

NUMERICAL INDEX

Ref No.	Parts No.	Ref No.	Parts No.	Ref No.	Parts No.
19- 2	97301-06020				
26-25	97301-06020				
27-20	97301-06025				
23-14	97301-08015				
12-23	97301-08018				
17-18	97301-08030				
17-15	97301-10013				
22- 7	97303-06022				
22-14	97303-06022				
15-20	97303-08018				
28-14	97303-08020				
9-26	97310-06015				
9- 8	97311-08030				
8- 7	97321-06020				
12- 9	97323-08035				
21-16	97323-08035				
21-11	97323-08055				
23-29	98501-03005				
11-12	98501-04015				
10-16	98501-05010				
13-11	98501-05015				
14- 6	98501-05035				
22-21	98503-05015				
31- 6	98506-05012				
10- 6	98512-03008				
7- 4	98701-05012				
13-20	98901-04008				

www.legends-yamaha-enduro.com

www.legends-yamaha-enduros.com



YAMAHA MOTOR CO., LTD.

PRINTED IN JAPAN

First edition Aug., 1975

(LIT-10014-93-00)(493-28198-60)