

YAMAHA

PARTS LIST


MODEL MX400B

YAMAHA

PARTS LIST

MODEL NUMBER



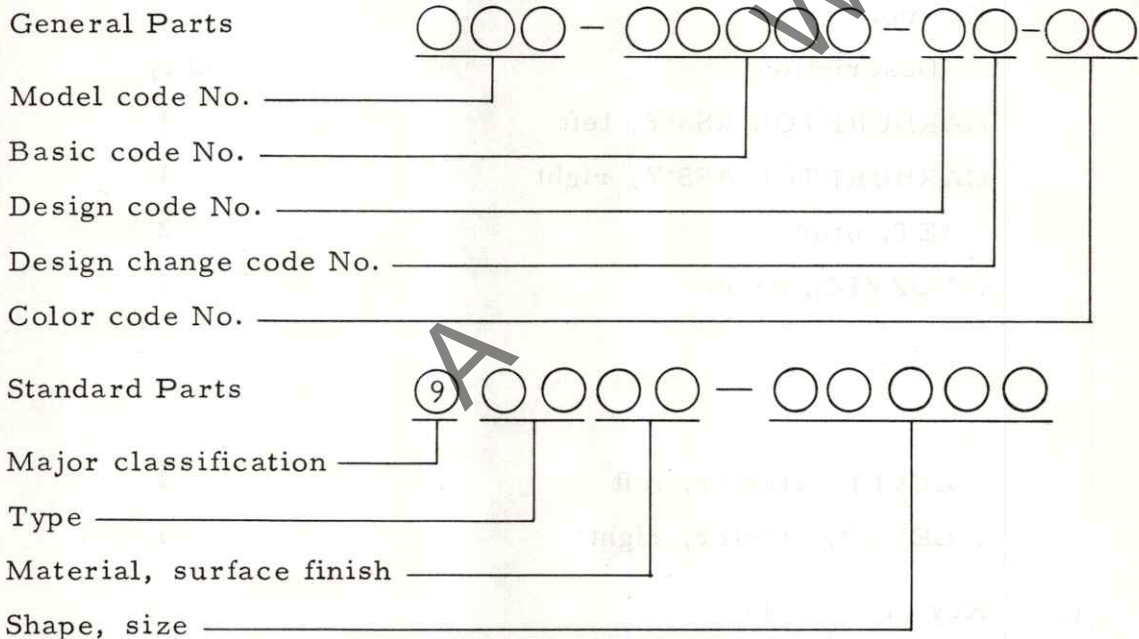


FOREWORD

This Parts List relates to the parts in use for the Yamaha MX400B. When you are ordering replacement parts for the MX400B refer to this Parts List and quote both part numbers and part names correctly.

1. Structure of Part No.

Yamaha parts are divided largely into two categories: general parts and standard parts, and each part No. has the following structure:



Note: Every standard No. begins with 9.

2. How to Use this Parts List

(1) Except for steel balls (whose size is indicated in inches), the size of all parts is indicated in millimeters in the following manner.

- Pipe (rubber or vinyl) Inside diameter - length
- O-ring Section area - inside diameter
- Washer, shim, collar Inside diameter - outside diameter - thickness (length)

(2) Parts, which are to be supplied in the form of assemblies, are listed with an indention of one letter's space, and a dot (.) is put

against the name of each part. If any two different assemblies (e. g., right and left side components) consist of almost the same type components, these two assemblies are listed in two lines, and then the names of component parts are listed in the subsequent lines with an indention as mentioned earlier. The quantity of parts is given in the following manner; that is, in the case of parts being the same in type between the right and left, a total quantity of parts is given. On the other hand, if the right and left side parts are different in type, the quantity of part(s) on each side is given.

Example

Description	Q'ty
CARBURETOR ASS'Y, left	1
CARBURETOR ASS'Y, right	1
. JET, pilot	2
. NOZZLE, main	2
⋮	
. LEVER, starter, left	1
. LEVER, starter, right	1

(3) Key to Symbols

- U. R. ♦ Use size (thickness) and/or number as required
- U. N. Use as many as you need
- T Number of teeth in a gear
- V Voltage for light bulbs
- S "S" type oil seal or "S" type circlip
- SD "SD" type oil seal
- SO "SO" type oil seal
- SW "SW" type oil seal
- E "E" type circlip
- R "R" type circlip
- F/No. Frame No. (Applicable machine No.)

- (4) The right and left in relation to parts are determined on the basis of the rider facing toward the front.
- (5) This Parts List is based on the model in the production line on Oct., 7, 1974. Accordingly, if any modifications which have been made to parts will be announced in the Yamaha Parts News. It is advisable that according to the Yamaha Parts News, You will make necessary corrections to the Parts List on hand to keep it up-to dated.

(4) The right and left in relation to parts are determined on the basis of the rider facing towards the front.

(5) This Part 14 is based on the model in the production line on

Oct. 5, 1974. Accordingly, if any modification which have

been made to parts will be indicated in the Yamaha Parts News.

It is advisable that according to the Yamaha Parts News, you

will make necessary corrections to the Parts List which is

kept in your files.

CONTENTS

ENGINE

Fig. 1	Cylinder Head · Cylinder	1
Fig. 2	Crankcase	3
Fig. 3	Crankcase Cover	5
Fig. 4	Crank · Piston	7
Fig. 5	Clutch	11
Fig. 6	Transmission	15
Fig. 7	Shifter 1	19
Fig. 8	Shifter 2	21
Fig. 9	Kick Starter	23
Fig. 10	Decompression Valve	27
Fig. 11	Intake	29
Fig. 12	Carburetor	33
Fig. 13	Exhaust	37
Fig. 14	C.D.I. Magneto	39

CHASSIS

Fig. 15	Frame · Side Cover	43
Fig. 16	Rear Arm	45
Fig. 17	Rear Cushion	47
Fig. 18	Stand · Footrest · Brake Pedal	51
Fig. 19	Front Fender · Rear Fender	55
Fig. 20	Front Fork	57
Fig. 21	Steering	61
Fig. 22	Handle · Wire	63
Fig. 23	Fuel Tank	67
Fig. 24	Seat	69
Fig. 25	Front Wheel	71
Fig. 26	Rear Wheel	73
Fig. 27	Electrical	77

NUMERICAL INDEX



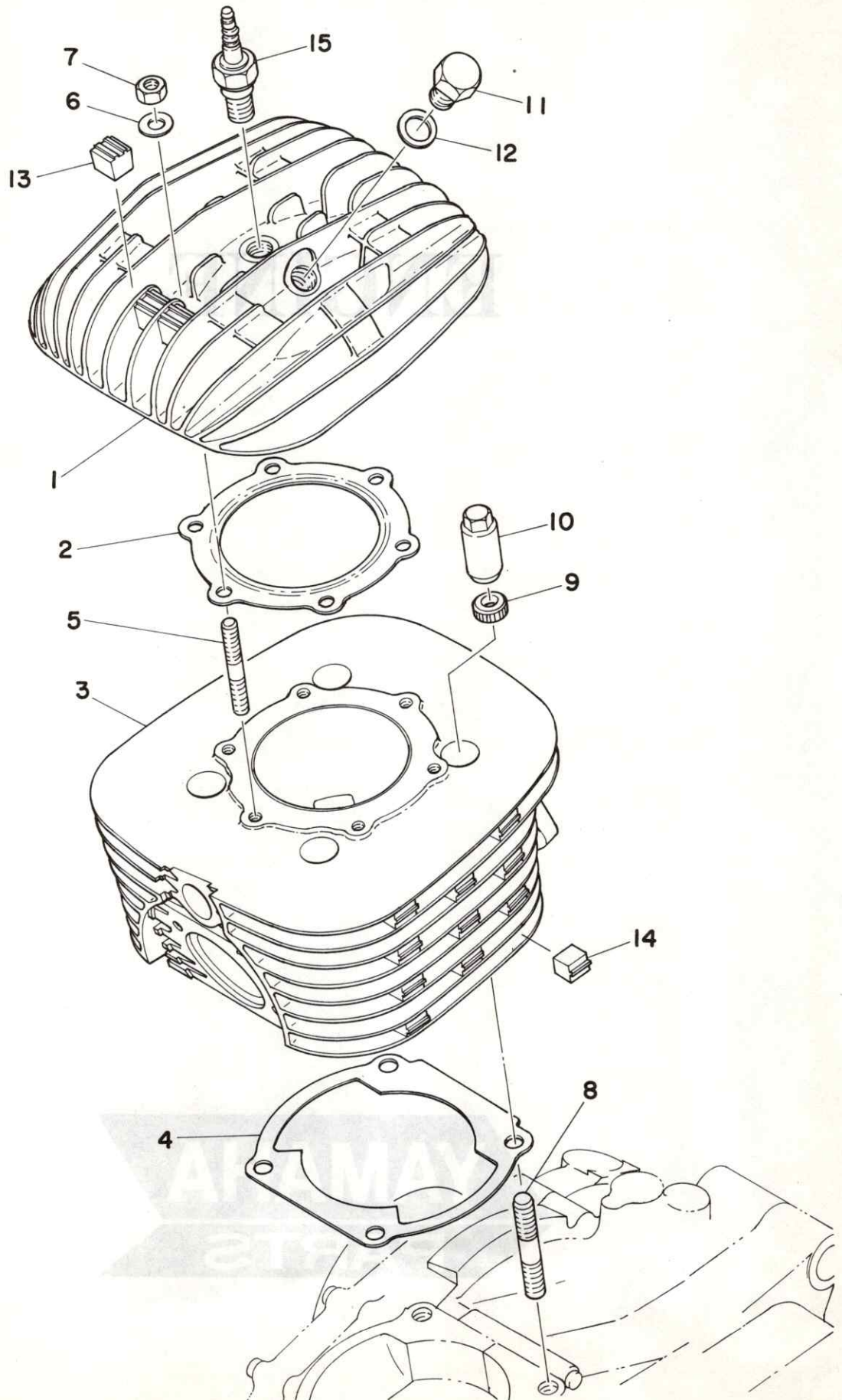


The diagram shows an exploded view of a Yamaha engine's cylinder head and piston assembly. At the top is the cylinder head, which has a central spark plug and several intake and exhaust valves. Below it is the piston, which has a crown with cooling fins and a wrist pin. The diagram includes various numbered callouts (1 through 15) pointing to different components and their assembly points. The word 'ENGINE' is printed in large, bold, black letters across the middle of the diagram.

ENGINE

YAMAHA
PARTS

Fig. 1 CYLINDER HEAD · CYLINDER



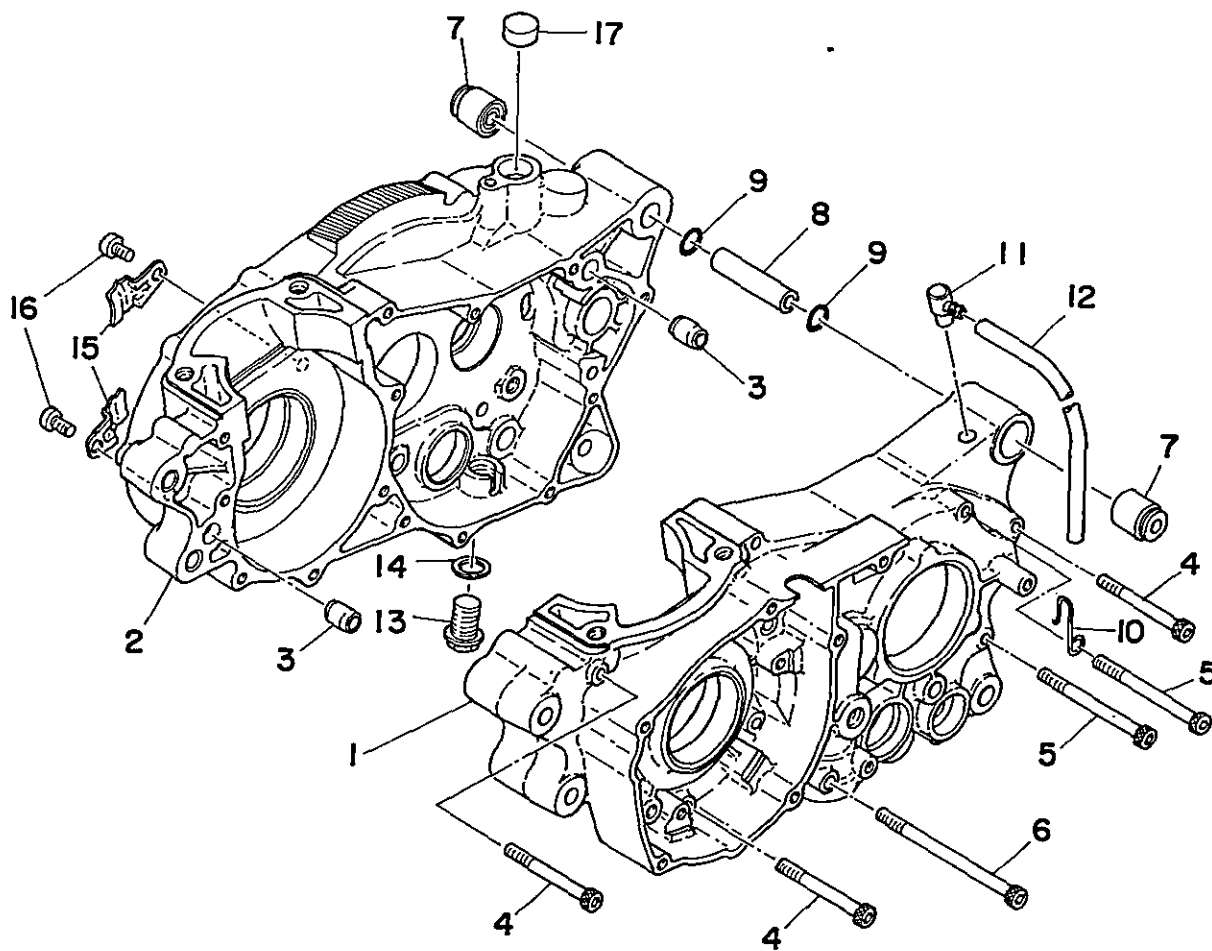
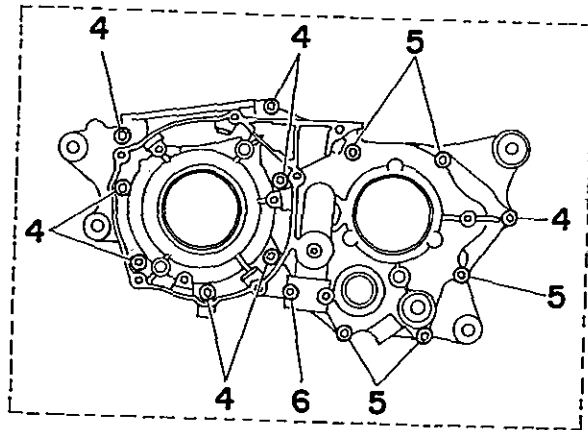
FWD

CYLINDER HEAD · CYLINDER

Ref. No.	Parts No.	Description	Q'ty	Applicable Machine No.	Remarks
1- 1	510-11111-00	HEAD, cylinder	1		
1- 2	500-11181-00	GASKET, cylinder head	1		
1- 3	510-11311-00	CYLINDER	1		
1- 4	500-11351-00	GASKET, cylinder	1		
1- 5	90116-08104	BOLT, stud (363-11179-00)	6		
1- 6	90201-08100	WASHER, plate	6		
1- 7	95301-08600	NUT, hexagon	6		
1- 8	90116-10087	BOLT, stud (363-11361-00)	4		
1- 9	90201-11155	WASHER, plate (363-11175-00) ..	4		
1-10	90179-10072	NUT (434-11171-00)	4		
1-11	90340-14022	PLUG (214-11197-00)	1		
1-12	214-11198-01	GASKET	1		
1-13	363-11161-00	ABSORBER	3		
1-14	427-11161-00	ABSORBER	24		
1-15	94701-00074	PLUG, spark (B-8EV)	1		

WWW.NOSPARTSNOW.COM

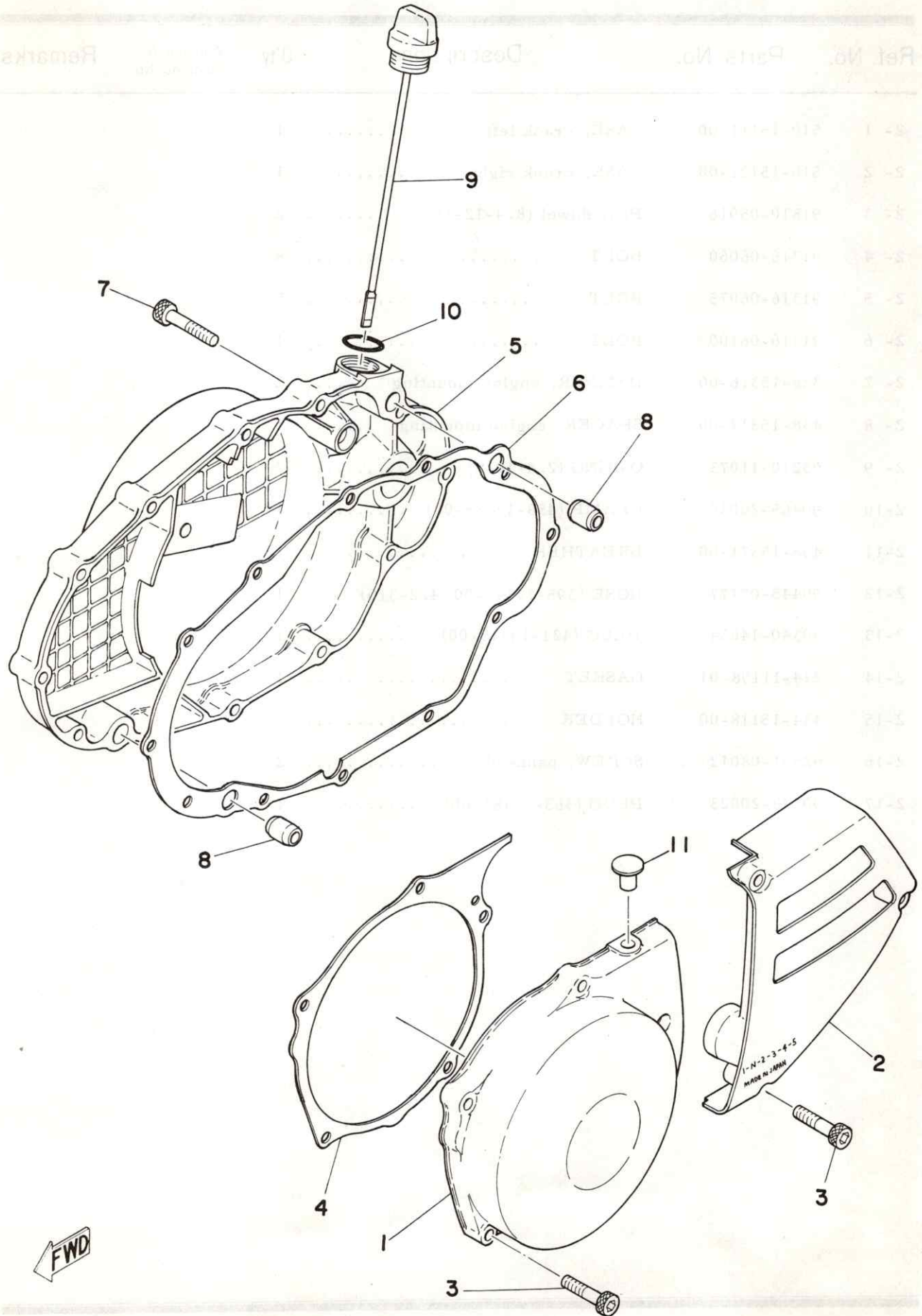
Fig. 2 CRANKCASE



COVER CRANKCASE

Ref. No.	Parts No.	Description	Q'ty	Applicable Machine No.	Remarks
2- 1	510-15111-00	CASE, crank left	1		
2- 2	510-15121-00	CASE, crank right	1		
2- 3	91810-05016	PIN, dowel (8.4-12-16)	2		
2- 4	91316-06060	BOLT	8		
2- 5	91316-06075	BOLT	5		
2- 6	91316-06100	BOLT	1		
2- 7	328-15316-00	DAMPER, engine mounting	2		
2- 8	438-15317-00	SPACER, engine mounting	1		
2- 9	93210-11073	O-RING (2.4-10.8)	2		
2-10	90465-20035	CLAMP (438-15485-00)	1		
2-11	498-15371-00	BREATHER	1		
2-12	90445-07177	HOSE (395-14147-00 4.2-310) ...	1		
2-13	90340-14034	PLUG (431-15315-00)	1		
2-14	214-11198-01	GASKET	1		
2-15	434-15118-00	HOLDER	2		
2-16	92501-08012	SCREW, panhead	2		
2-17	90338-20023	PLUG (363-17481-00)	1		

Fig. 3 CRANKCASE COVER

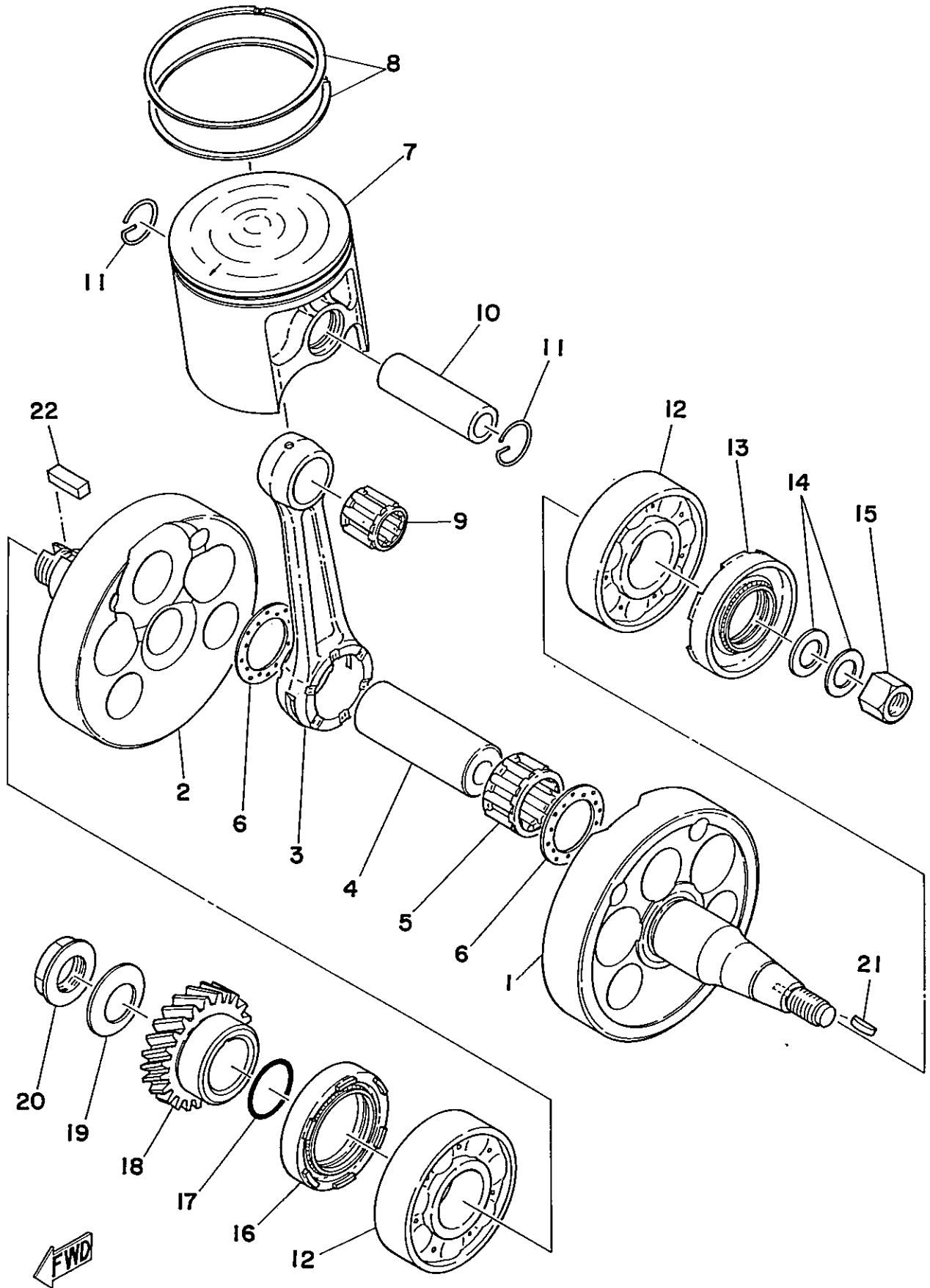


Ref. No.	Parts No.	Description	Qty	Remarks
1	211-1211-00	Crankcase Cover	1	
2	211-1212-00	Side Cover	1	
3	91879-05016	Screw	2	
4	41113-08080	Bolt	2	
5	41116-06018	Bolt	2	
6	41116-06018	Bolt	2	
7	41116-06018	Bolt	1	
8	41116-06018	Bolt	2	
9	41116-06018	Bolt	1	
10	41116-06018	Bolt	1	
11	41116-06018	Bolt	1	

CRANKCASE COVER

Ref. No.	Parts No.	Description	Q'ty	Applicable Machine No.	Remarks
3- 1	498-15411-00	COVER, crankcase left 1	1		
3- 2	498-15421-00	COVER, crankcase left 2	1		
3- 3	91316-06030	BOLT	8		
3- 4	363-15451-00	GASKET, crankcase cover left 1	1		
3- 5	509-15431-00	COVER, crankcase right	1		
3- 6	364-15461-01	GASKET, crankcase cover right	1		
3- 7	91316-06030	BOLT	12		
3- 8	91810-05016	PIN, dowel (8.4-12-16)	2		
3- 9	498-15363-00	PLUG, oil	1		
3-10	93210-19123	O-RING (2.4-19.0)	1		
3-11	90338-09012	PLUG, blind	1		

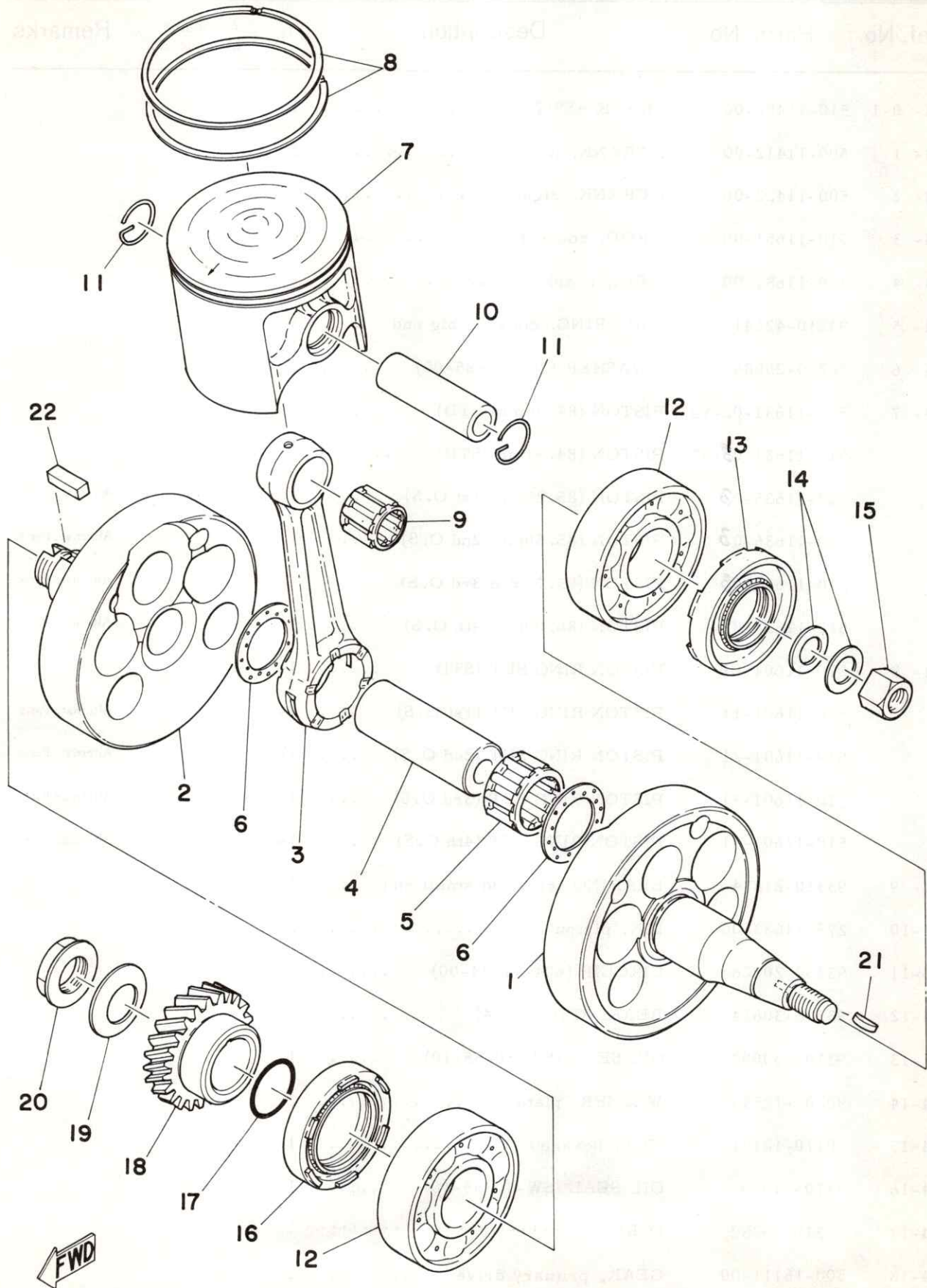
Fig. 4 CRANK · PISTON



CRANK · PISTON

Ref. No.	Parts No.	Description	Q'ty	Applicable Machine No.	Remarks
4- 0-1	510-11400-00	CRANK ASS'Y	1		
4- 1	500-11412-00	. CRANK, left	1		
4- 2	500-11422-00	. CRANK, right	1		
4- 3	510-11651-00	. ROD, connecting	1		
4- 4	275-11681-00	. PIN, crank	1		
4- 5	93310-42541	. BEARING, con-rod big end	1		
4- 6	90209-25085	. WASHER (275-11685-00)	2		
4- 7	510-11631-02-96	PISTON (84.96mm STD)	} U.R 1	
	510-11631-03-97	PISTON (84.97mm STD)		
	510-11635-03	PISTON (85.25mm 1st O.S) 1		Alternate Parts
	510-11636-03	PISTON (85.50mm 2nd O.S) 1		Alternate Parts
	510-11637-03	PISTON (85.75mm 3rd O.S) 1		Alternate Parts
	510-11638-03	PISTON (86.00mm 4th O.S) 1		Alternate Parts
4- 8	510-11601-01	PISTON RING SET (STD) 1s		
	510-11601-11	PISTON RING SET (1st O.S) 1s		Alternate Parts
	510-11601-21	PISTON RING SET (2nd O.S) 1s		Alternate Parts
	510-11601-31	PISTON RING SET (3rd O.S) 1s		Alternate Parts
	510-11601-41	PISTON RING SET (4th O.S) 1s		Alternate Parts
4- 9	93310-21874	BEARING, con-rod small end	1		
4-10	275-11633-00	PIN, piston	2		
4-11	93450-20026	CIRCLIP (604-11634-00)	2		
4-12	93306-30614	BEARING (6306 C4)	2		
4-13	93103-30092	OIL SEAL (SW-30-55-10)	1		
4-14	90201-12535	WASHER, plate	2		
4-15	90170-12181	NUT, hexagon	1		
4-16	93103-40091	OIL SEAL (SW-40-55-10)	1		
4-17	93210-29282	O-RING	1		
4-18	500-16111-00	GEAR, primary drive	1		

Fig. 4 CRANK · PISTON



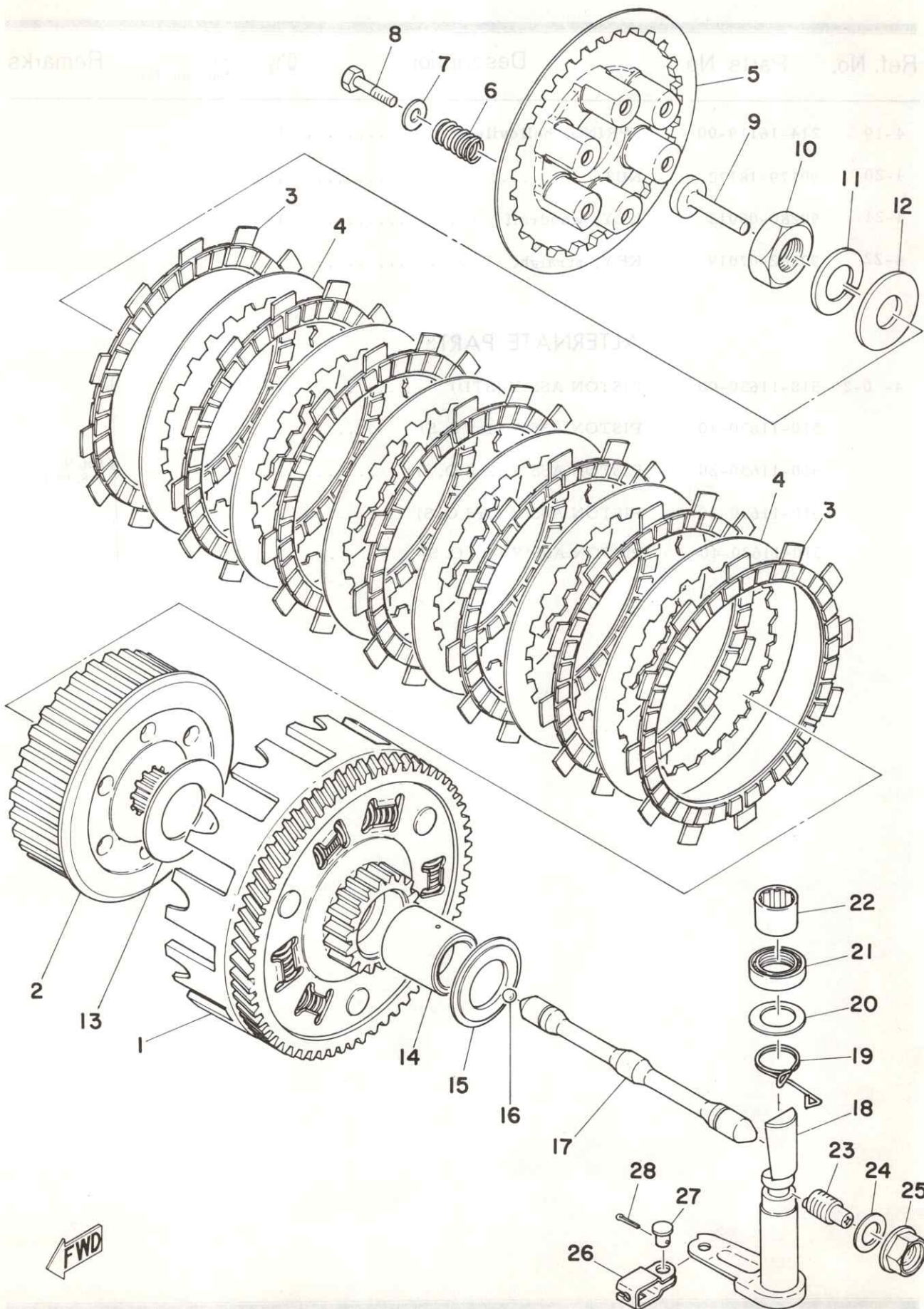
CRANK · PISTON

Ref. No.	Parts No.	Description	Q'ty	Applicable Machine No.	Remarks
4-19	214-16119-00	SPRING, bellevile	1		
4-20	90179-18172	NUT	1		
4-21	90280-05013	KEY, woodruff	1		
4-22	90282-07019	KEY, straight	1		

ALTERNATE PARTS

4- 0-2	510-11630-00	PISTON ASS'Y (STD)	1		} Ref. No. 7, 8, 10, 11
	510-11630-10	PISTON ASS'Y (1st O.S)	1		
	510-11630-20	PISTON ASS'Y (2nd O.S)	1		
	510-11630-30	PISTON ASS'Y (3rd O.S)	1		
	510-11630-40	PISTON ASS'Y (4th O.S)	1		

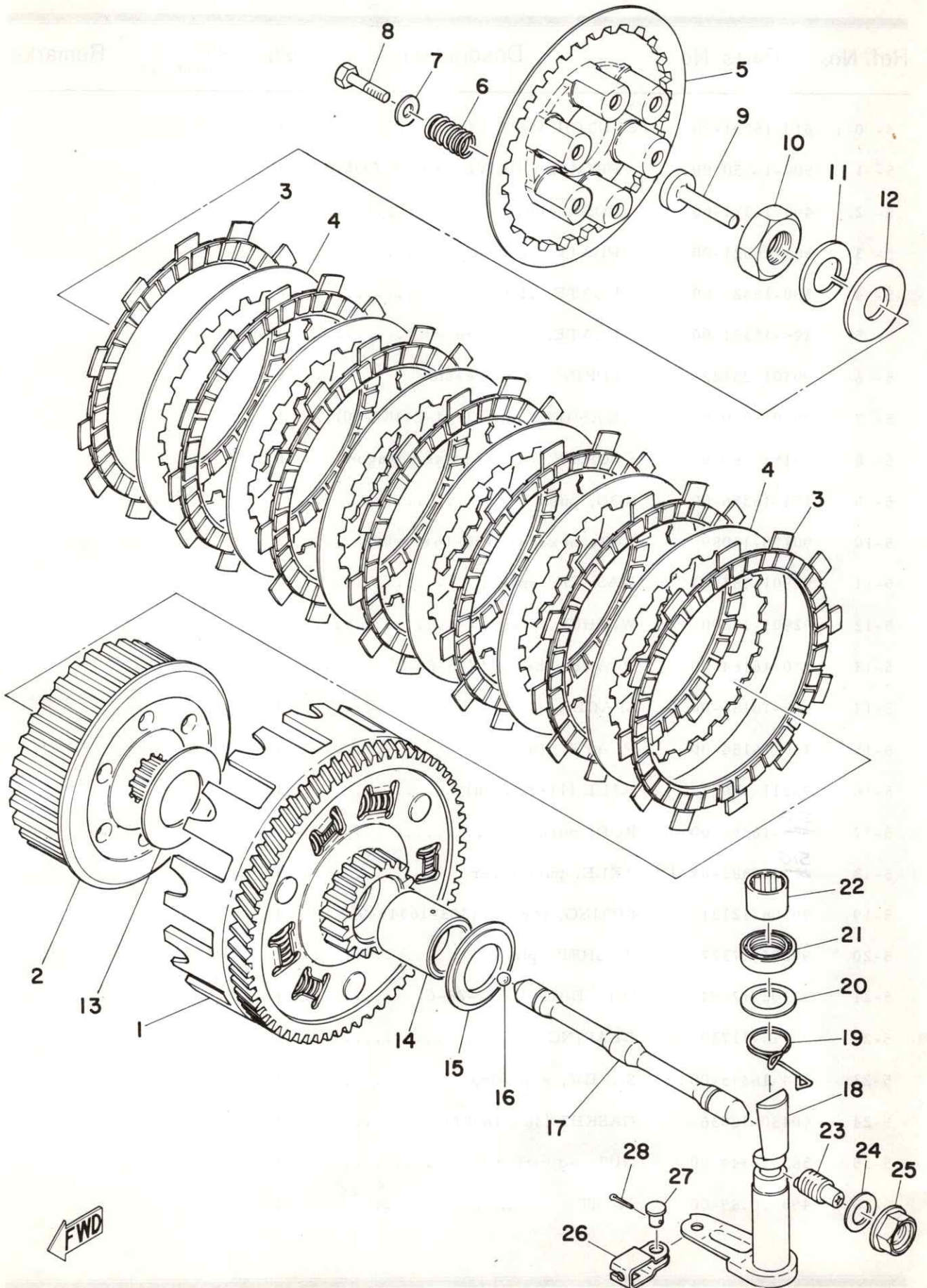
Fig. 5 CLUTCH



CLUTCH

Ref. No.	Parts No.	Description	Q'ty	Applicable Machine No.	Remarks
5- 0-1	510-16301-00	CLUTCH ASS'Y	1		
5- 1	500-16150-00	. PRIMARY DRIVEN GEAR COMP.	1		
5- 2	498-16371-00	. BOSS, clutch	1		
5- 3	363-16321-00	. PLATE, friction	7		
5- 4	360-16325-00	. PLATE, clutch	6		
5- 5	498-16351-00	. PLATE, pressure	1		
5- 6	90501-23142	. SPRING, compression	6		
5- 7	90201-06058	. WASHER, plate (101-24187-00)	6		
5- 8	90153-06010	. SCREW, crossrecess hexagon	6		
5- 9	174-16356-00	ROD, push	1		
5-10	90170-18089	NUT, hexagon (156-16174-00)	1		
5-11	92901-18100	WASHER, spring	1		
5-12	92901-18200	WASHER, plain	1		
5-13	170-16164-00	PLATE, thrust 2 (25-50-2)	1		
5-14	498-16181-00	SPACER	1		
5-15	360-16154-00	PLATE, thrust 1	1		
5-16	93511-32027	BALL (11/32 inch)	1		
5-17	⁵¹⁰ 498 -16356-00	ROD, push	1		
5-18	⁵¹⁰ 498 -16382-00	AXLE, push lever	1		
5-19	90508-12131	SPRING, torsion (363-16345-00)	1		
5-20	90201-17327	WASHER, plate	1		
5-21	93102-17004	OIL SEAL (SD-17-28-6)	1		
5-22	93315-11720	BEARING	1		
5-23	364-16343-00	SCREW, adjusting	1		
5-24	90430-12036	GASKET (363-16387-00)	1		
5-25	363-16344-00	NUT, adjusting	1		
5-26	498-16389-00	JOINT	1		

Fig. 5 CLUTCH



CLUTCH

Ref. No.	Parts No.	Description	Q'ty	Applicable Machine No.	Remarks
5-27	90240-06005	PIN, with hole (214-16379-00)	... 1		
5-28	91401-10010	PIN, cotter	1		


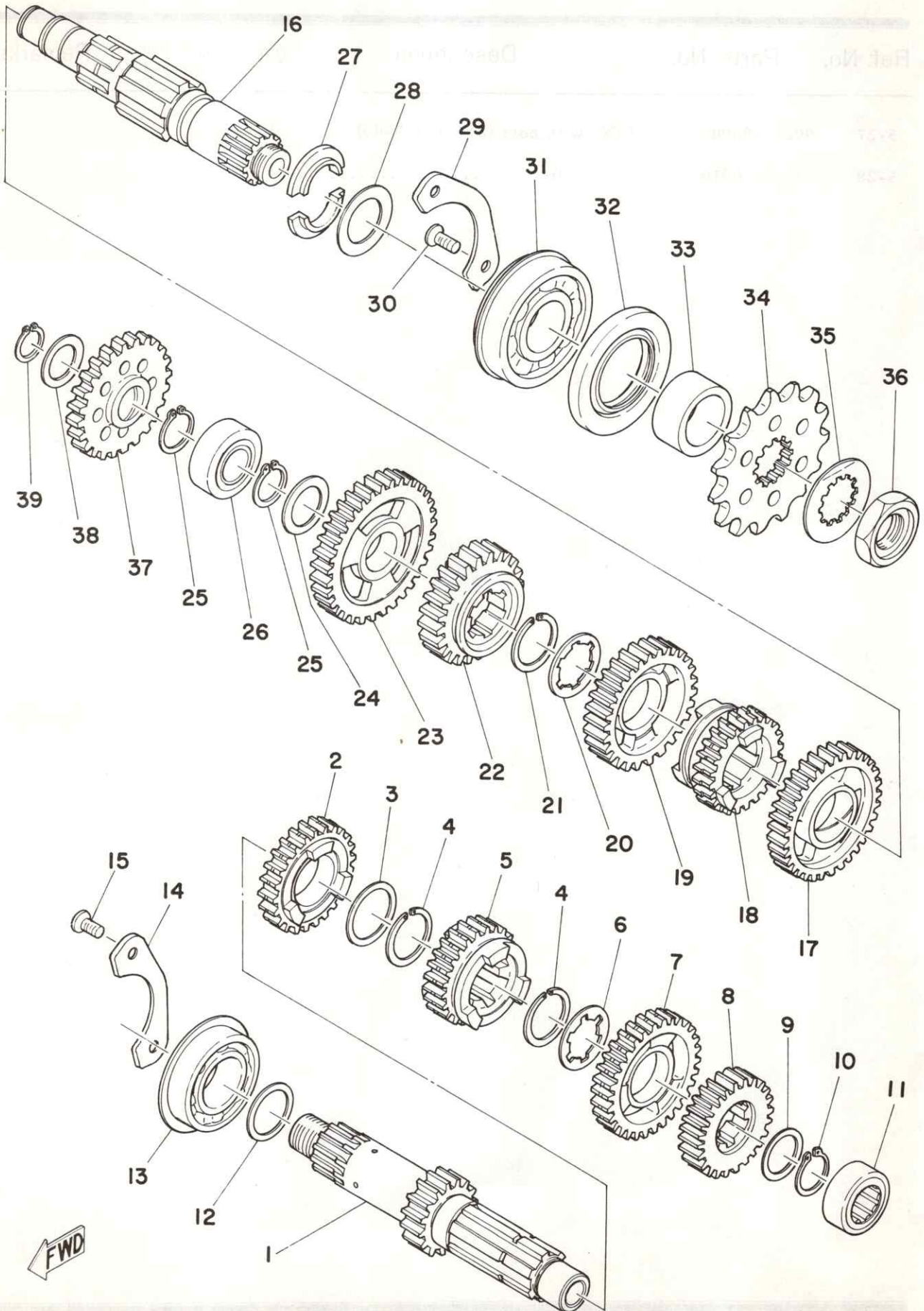


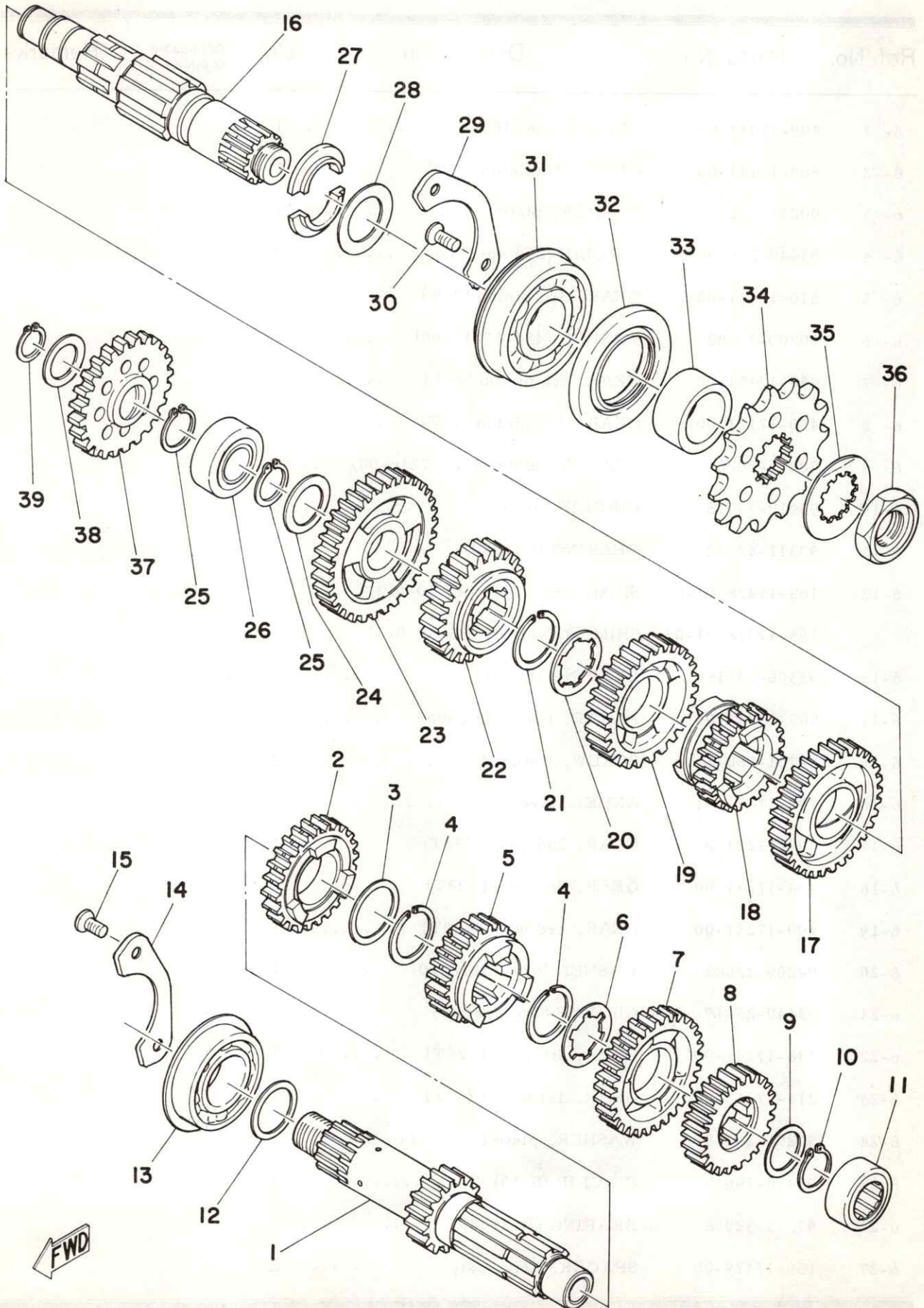
Fig. 6 TRANSMISSION



TRANSMISSION

Ref. No.	Parts No.	Description	Q'ty	Applicable Machine No.	Remarks
6- 1	499-17411-00	AXLE, main (16T)	1		
6- 2	509-17141-00	GEAR, 4th pinion (26T)	1		
6- 3	90201-25287	WASHER, plate	1		
6- 4	93440-25019	CIRCLIP (25 ϕ special)	2		
6- 5	510-17131-00	GEAR, 3rd pinion (23T)	1		
6- 6	90209-22082	WASHER (434-17216-00)	1		
6- 7	450-17151-00	GEAR, 5th pinion (29T)	1		
6- 8	450-17121-00	GEAR, 2nd pinion (19T)	1		
6- 9	90201-20266	WASHER, plate (132-17216-00)	1		
6-10	93410-19015	CIRCLIP (S-19)	1		
6-11	93311-42012	BEARING (B11000)	1		
6-12	168-17428-01-03	SHIM, drive axle (25-30-0.3)	..	} U.R 1	
	168-17428-01-05	SHIM, drive axle (25-30-0.5)	..		
6-13	93306-20515	BEARING (B6205)	1		
6-14	509-15383-00	PLATE, brearing cover	1		
6-15	92701-06015	SCREW, flathead	2		
6-16	498-17421-01	AXLE, drive	1		
6-17	499-17221-00	GEAR, 2nd wheel (32T)	1		
6-18	498-17251-00	GEAR, 5th wheel (23T)	1		
6-19	499-17231-00	GEAR, 3rd wheel (29T)	1		
6-20	90209-22082	WASHER (434-17216-00)	1		
6-21	93440-25019	CIRCLIP (25 ϕ special)	1		
6-22	438-17241-00	GEAR, 4th wheel (26T)	1		
6-23	214-17211-60	GEAR, 1st wheel (T)	1		
6-24	90201-20278	WASHER, plate (168-17116-00)	1		
6-25	93410-19015	CIRCLIP (S-19)	2		
6-26	93313-32008	BEARING (B13000)	1		
6-27	156-17429-00	SPACER, drive axle	2		

Fig. 6 TRANSMISSION

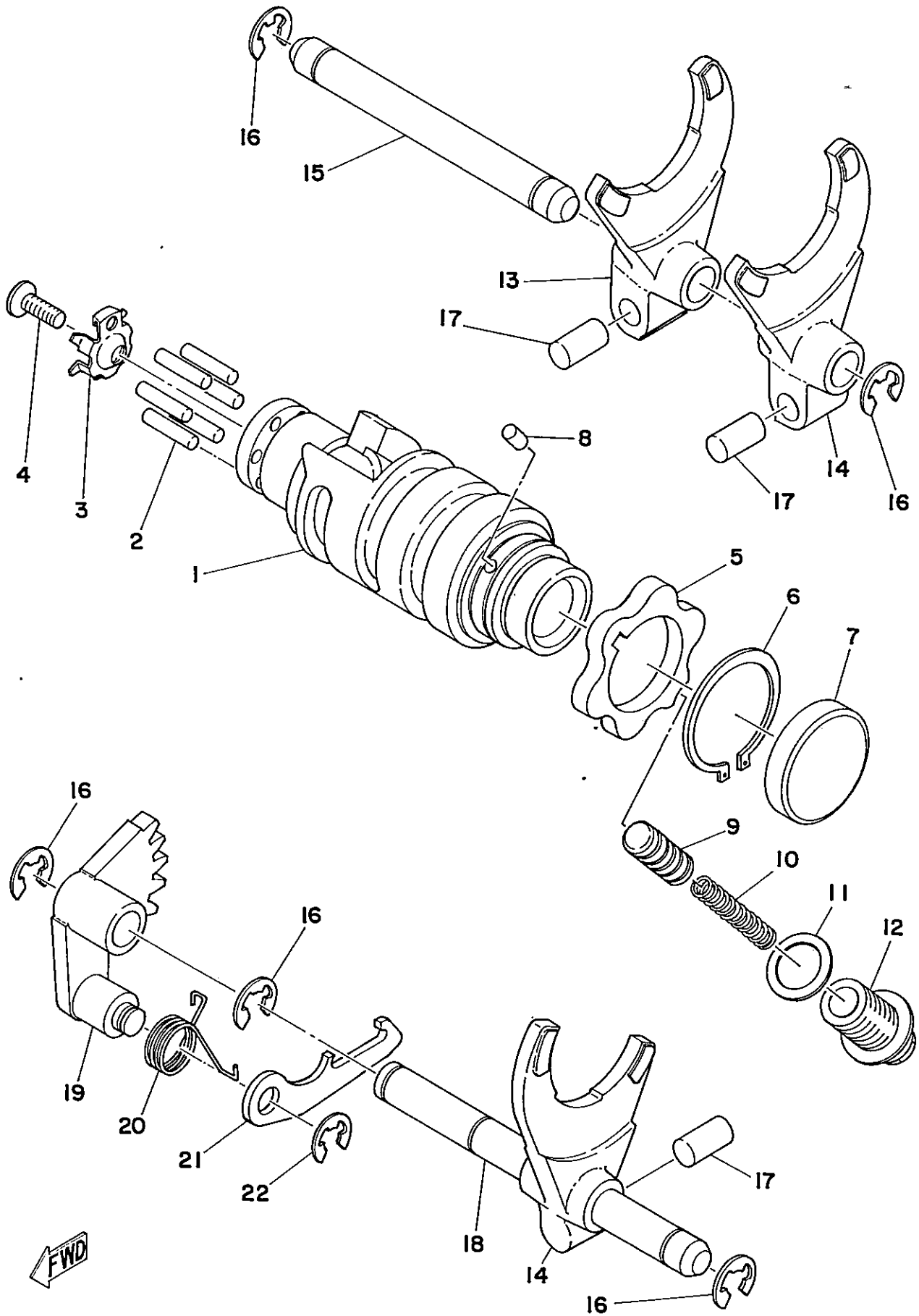


TRANSMISSION

Ref. No.	Parts No.	Description	Q'ty	Applicable Machine No.	Remarks
6-28	168-17428-01-03	SHIM, drive axle (25-34-0.3) ..	} U.R		
	168-17428-01-05	SHIM, drive axle (25-34-0.5) ..			
6-29	509-15381-00	PLATE, bearing cover	1		
6-30	92701-06015	SCREW, flathead	2		
6-31	93306-30512	BEARING (B6305 special)	1		
6-32	93102-35054	OIL SEAL (SD-35-62-6)	1		
6-33	90387-25193	COLLAR (214-17462-00)	1		
6-34	431-17461-30	SPROCKET, drive (13T)	} U.R 1		
	431-17461-40	SPROCKET, drive (14T)			STD
	431-17461-50	SPROCKET, drive (15T)			
6-35	90215-21022	WASHER, lock (156-17464-01) ...	1		
6-36	90179-18020	NUT (152-17463-00)	1		
6-37	498-15651-02	GEAR, kick idle (23T)	1		
6-38	90201-17255	WASHER, plate (156-17116-00) ..	1		
6-39	93410-17008	CIRCLIP (S-17)	1		

NOW.COM

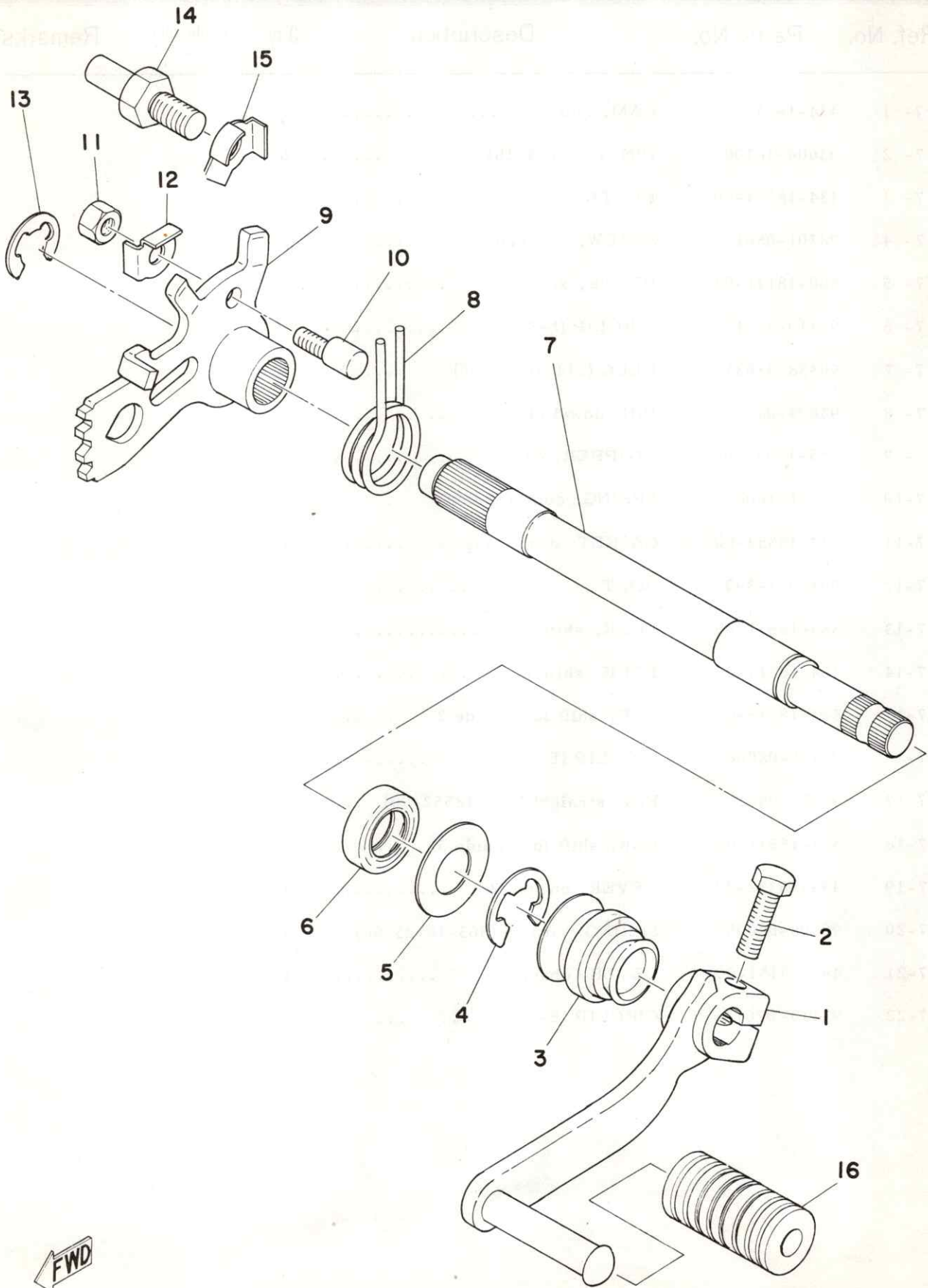
Fig. 7 SHIFTER 1



SHIFTER 1

Ref. No.	Parts No.	Description	Q'ty	Applicable Machine No.	Remarks
7- 1	434-18541-02	CAM, shift	1		
7- 2	93604-18100	PIN, dowel (4-18)	6		
7- 3	434-18561-00	PLATE, side	1		
7- 4	98701-05012	SCREW, flathead	1		
7- 5	360-18141-01	PLATE, stopper	1		
7- 6	93410-30012	CIRCLIP (S-30)	1		
7- 7	90338-32031	PLUG (214-18533-00)	1		
7- 8	93604-08071	PIN, dowel (4-8)	1		
7- 9	353-18547-00	STOPPER, cam	1		
7-10	90501-10062	SPRING, compression	1		
7-11	137-15353-00	GASKET, drain plug	1		
7-12	90109-14390	BOLT	1		
7-13	363-18511-00	FORK, shift 1	1		
7-14	364-18511-00	FORK, shift 1	2		
7-15	363-18535-00	BAR, shift fork guide 2	1		
7-16	93430-08006	CIRCLIP (E-8)	5		
7-17	90250-08017	PIN, straight (278-18552-00)	3		
7-18	363-18531-00	BAR, shift fork guide 1	1		
7-19	434-18122-00	LEVER, change 2	1		
7-20	90508-08008	SPRING, torsion (363-18123-00) ..	1		
7-21	498-18151-00	LEVER, change 3	1		
7-22	93430-07012	CIRCLIP (E-7)	1		

Fig. 8 SHIFTER 2



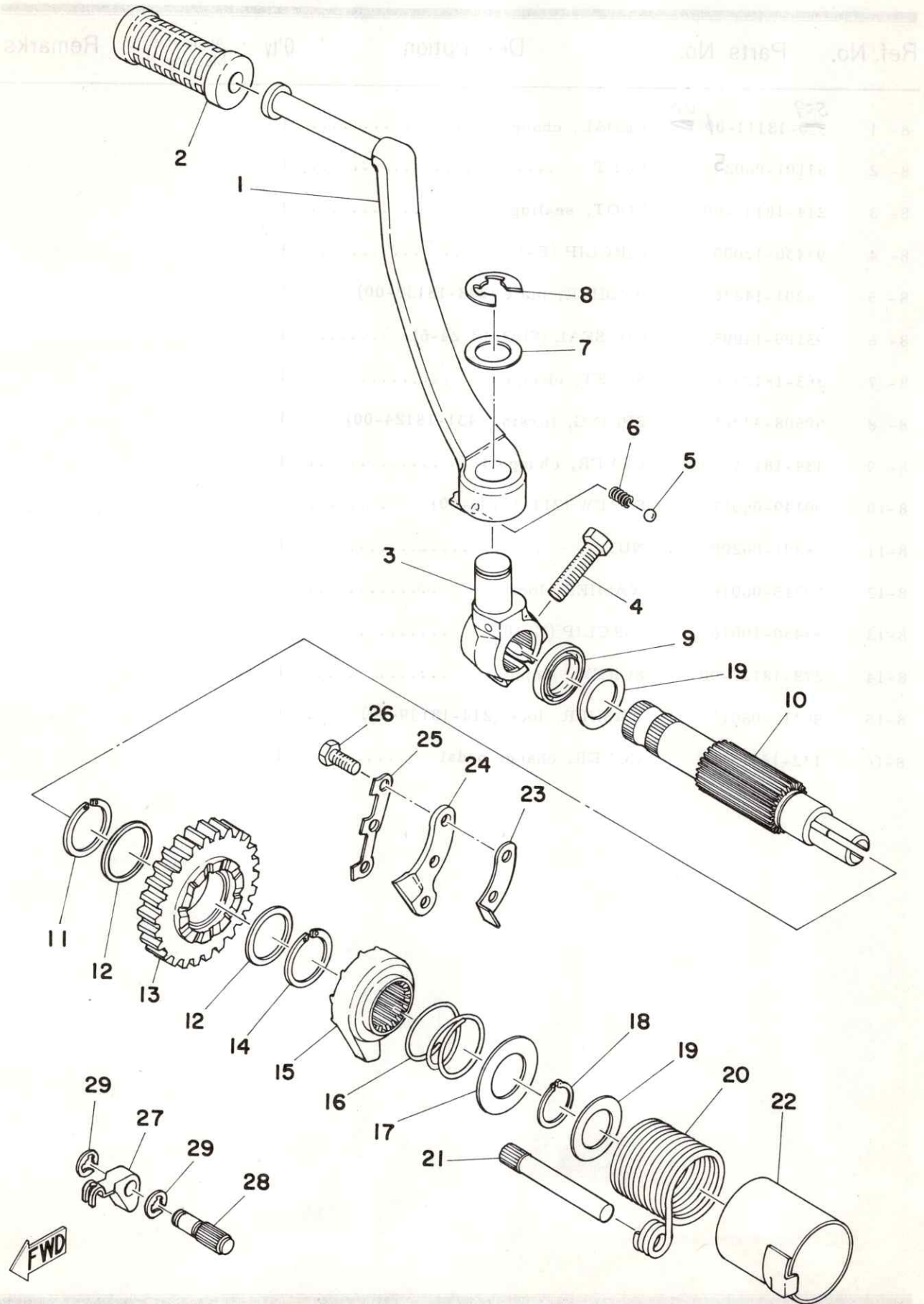
FWD

SHIFTER 2

Ref. No.	Parts No.	Description	Q'ty	Applicable Machine No.	Remarks
8- 1	⁵⁰⁹ 510 -18111-00 ⁰⁰ 97	PEDAL, change	1		
8- 2	91101-0602 ⁵	BOLT	1		
8- 3	214-18131-00	BOOT, sealing	1		
8- 4	93430-12009	CIRCLIP (E-12)	1		
8- 5	90201-14220	WASHER, plate (248-18137-00)	1		
8- 6	93109-14005	OIL SEAL (SDO-12-24-6)	1		
8- 7	363-18125-00	SHAFT, change	1		
8- 8	90508-32265	SPRING, torsion (431-18124-00)	1		
8- 9	434-18121-00	LEVER, change 1	1		
8-10	90149-06017	SCREW (214-18186-00)	1		
8-11	98801-06200	NUT	1		
8-12	90215-06016	WASHER, lock	1		
8-13	93430-10016	CIRCLIP (E-10)	1		
8-14	278-18127-00	SCREW, stopper	1		
8-15	90215-08015	WASHER, lock (214-18139-02)	1		
8-16	132-18113-01	COVER, change pedal	1		

WWW.NOSPARTSNOW.COM

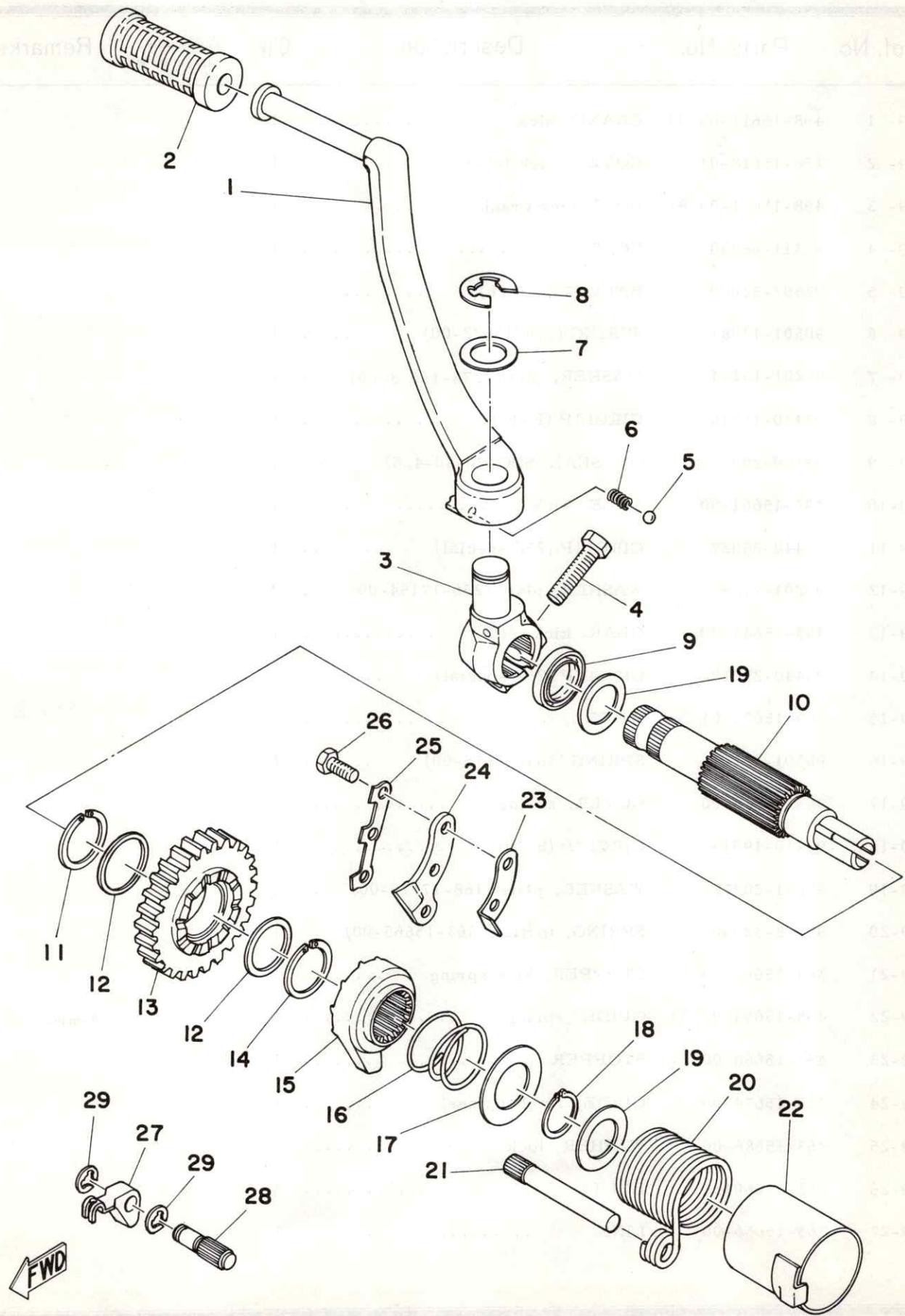
Fig. 9 KICK STARTER



KICK STARTER

Ref. No.	Parts No.	Description	Q'ty	Applicable Machine No.	Remarks
9- 1	498-15611-00-93	CRANK, kick	1		
9- 2	156-15618-01	COVER, kick lever	1		
9- 3	498-15621-00-91	BOSS, kick crank	1		
9- 4	97311-08030	BOLT	1		
9- 5	93507-32009	BALL (7/32 inch)	1		
9- 6	90501-12081	SPRING (278-15622-00)	1		
9- 7	90201-15234	WASHER, plate (278-15613-00) ..	1		
9- 8	93430-10016	CIRCLIP (E-10)	1		
9- 9	93109-20014	OIL SEAL (SDO-20-30-4.5)	1		
9-10	498-15661-00	AXLE, kick	1		
9-11	93440-25027	CIRCLIP (25φ special)	1		
9-12	90201-25287	WASHER, plate (256-17154-00) ..	2		
9-13	363-15641-00	GEAR, kick (26T)	1		
9-14	93440-25019	CIRCLIP (25φ special)	1		
9-15	363-15671-01	WHEEL, ratchet	1		
9-16	90501-23143	SPRING (363-15675-00)	1		
9-17	363-15676-00	COVER, spring	1		
9-18	93410-19015	CIRCLIP (S-19)	1		
9-19	90201-20278	WASHER, plate (168-17116-00) ...	2		
9-20	90508-32060	SPRING, torsion (363-15665-00) ..	1		
9-21	364-15668-00	STOPPER, kick spring	1		
9-22	498-15664-00-33	GUIDE, spring	1		Yamaha Black
9-23	434-15668-00	STOPPER	1		
9-24	363-15674-00	GUIDE, ratchet wheel	1		
9-25	363-15686-00	WASHER, lock	1		
9-26	91210-06015	BOLT	3		
9-27	363-15656-00	LINK	1		

Fig. 9 KICK STARTER



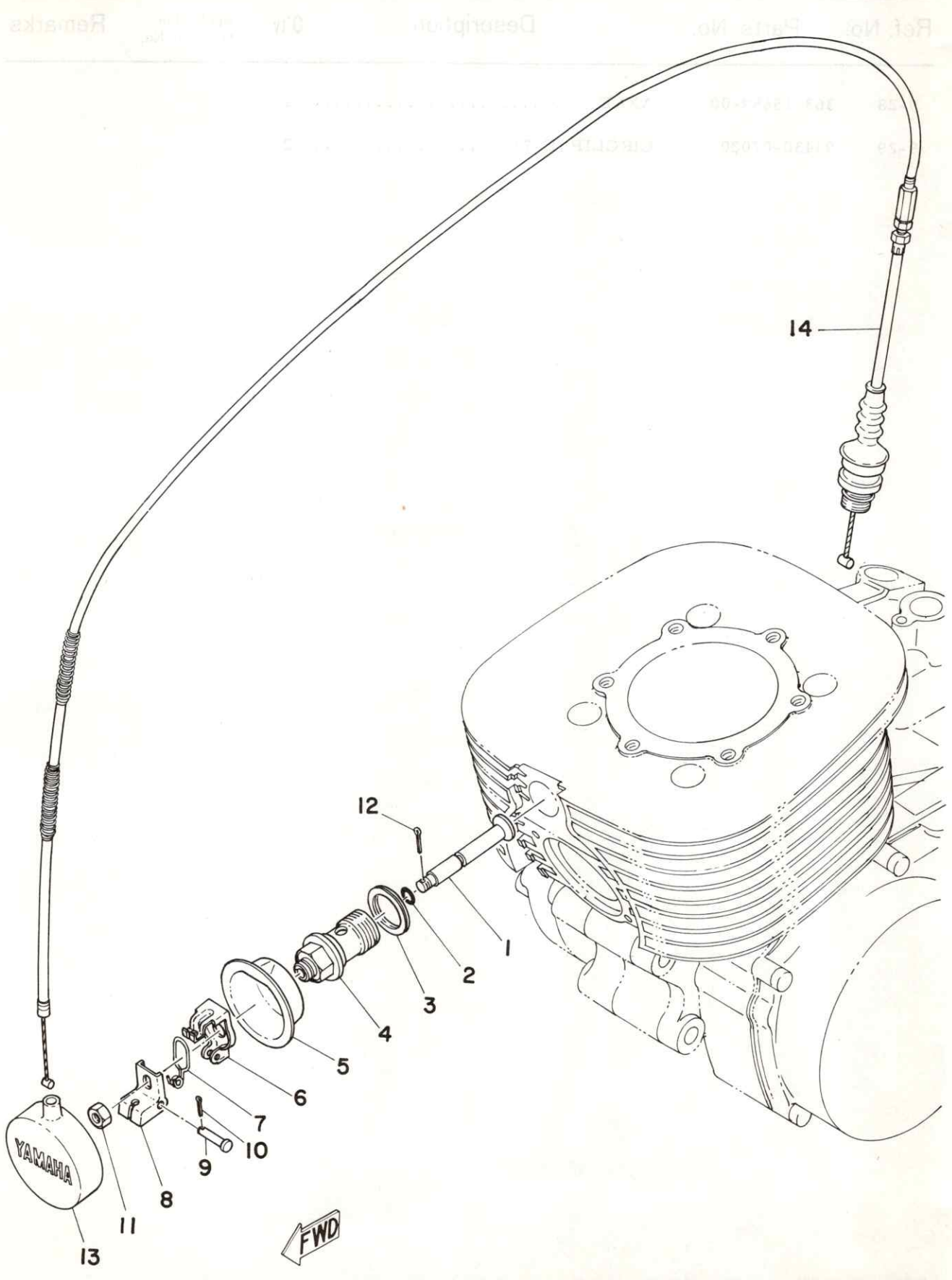
KICK STARTER

Ref. No.	Parts No.	Description	Q'ty	Applicable Machine No.	Remarks
----------	-----------	-------------	------	------------------------	---------

9-28	363-15659-00	AXLE	1		
9-29	93430-07020	CIRCLIP (E-7)	2		



Fig. 10 DECOMPRESSION VALVE

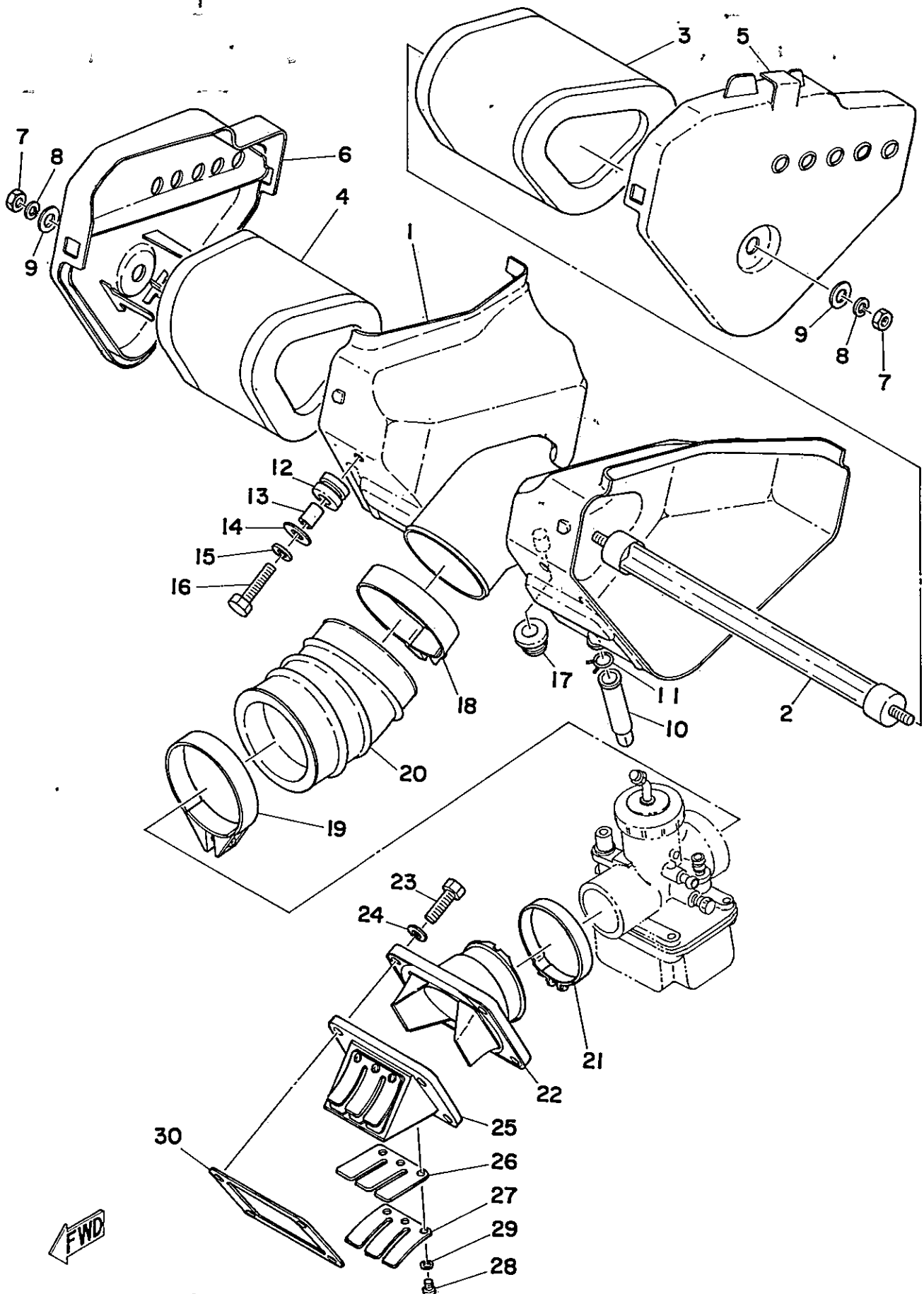


DECOMPRESSION VALVE

Ref. No.	Parts No.	Description	Q'ty	Applicable Machine No.	Remarks
10- 1	363-12281-01	VALVE, decompression	1		
10- 2	93210-05215	O-RING (3.5-5.2)	1		
10- 3	363-11198-00	GASKET	1		
10- 4	363-12283-01	BRACKET, decompression	1		
10- 5	363-12279-01	PLATE	1		
10- 6	363-12273-00	HOLDER, wire	1		
10- 7	90508-10010	SPRING, torsion (363-12287-00)	1		
10- 8	363-12282-00	LEVER, decompression	1		
10- 9	90240-03003	PIN, with hole (363-12284-00)	1		
10-10	91401-16010	PIN, cotter	1		
10-11	98801-05300	NUT	1		
10-12	91401-16010	PIN, cotter	1		
10-13	275-12278-00	COVER, decompression	1		
10-14	510-12292-00	WIRE, decompression	1		

WWW.NOSPARTSNOW.COM

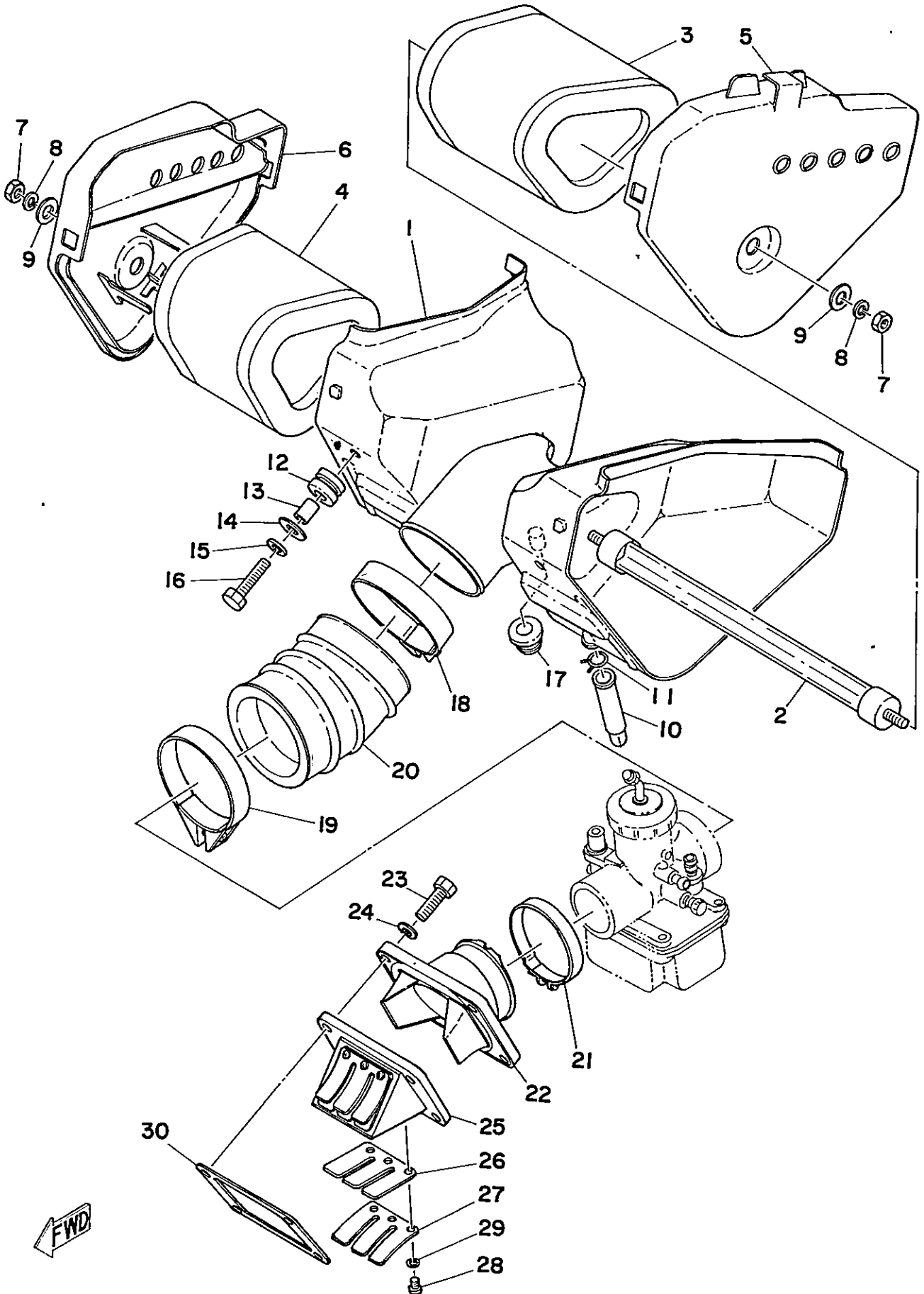
Fig. 11 INTAKE



INTAKE

Ref. No.	Parts No.	Description	Q'ty	Applicable Machine No.	Remarks
11- 1	509-14411-01	CASE, air cleaner	1		
11- 2	509-14428-00	BOLT	1		
11- 3	509-14451-02	ELEMENT, air cleaner left	1		
11- 4	509-14461-02	ELEMENT, air cleaner right ...	1		
11- 5	509-14412-02	CAP, case left	1		
11- 6	509-14422-01	CAP, case right	1		
11- 7	95301-06600	NUT	2		
11- 8	92901-06100	WASHER, spring	2		
11- 9	90201-06067	WASHER, plate	2		
11-10	509-14457-00	SEAL	2		
11-11	90467-15012	CLIP	2		
11-12	90480-14102	GROMMET (214-21717-00)	2		
11-13	90387-07391	COLLAR (437-21633-00)	2		
11-14	90201-06067	WASHER, plate	2		
11-15	92901-06100	WASHER, spring	2		
11-16	91201-06025	BOLT	2		
11-17	90480-18171	GROMMET	1		
11-18	90460-66067	CLAMP, hose (322-14455-00) ...	1		
11-19	90460-71017	CLAMP, hose (363-14455-00) ...	1		
11-20	510-14453-00	JOINT, air cleaner	1		
11-21	90460-51059	CLAMP, hose (304-14455-00)	1		
11-22	510-13555-01	JOINT, carburetor	1		
11-23	91101-06020	BOLT	4		
11-24	92901-06100	WASHER, spring	4		
11-25	431-13610-01	REED VALVE ASS'Y	1		
11-26	363-13613-00	. VALVE, reed	2		
11-27	363-13616-00	. STOPPER, reed valve	2		

Fig. 11 INTAKE



ROTOR INTAKE Fig. 12

Ref. No.	Parts No.	Description	Q'ty	Applicable Machine No.	Remarks
----------	-----------	-------------	------	---------------------------	---------

11-28	98501-03008	. SCREW, panhead	6		
11-29	92901-03100	. WASHER, spring	6		
11-30	431-13556-00	PACKING, valve seat	1		


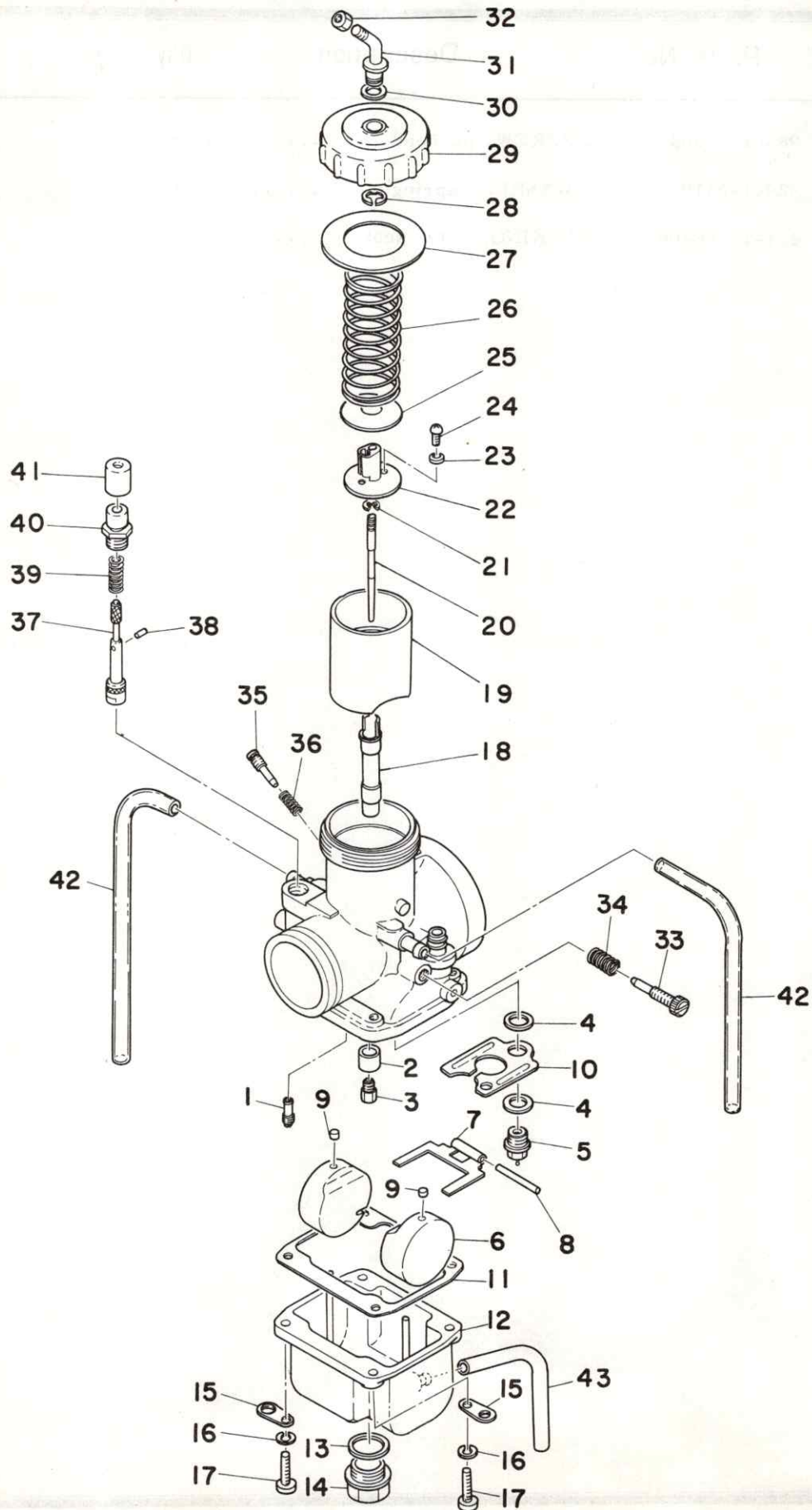


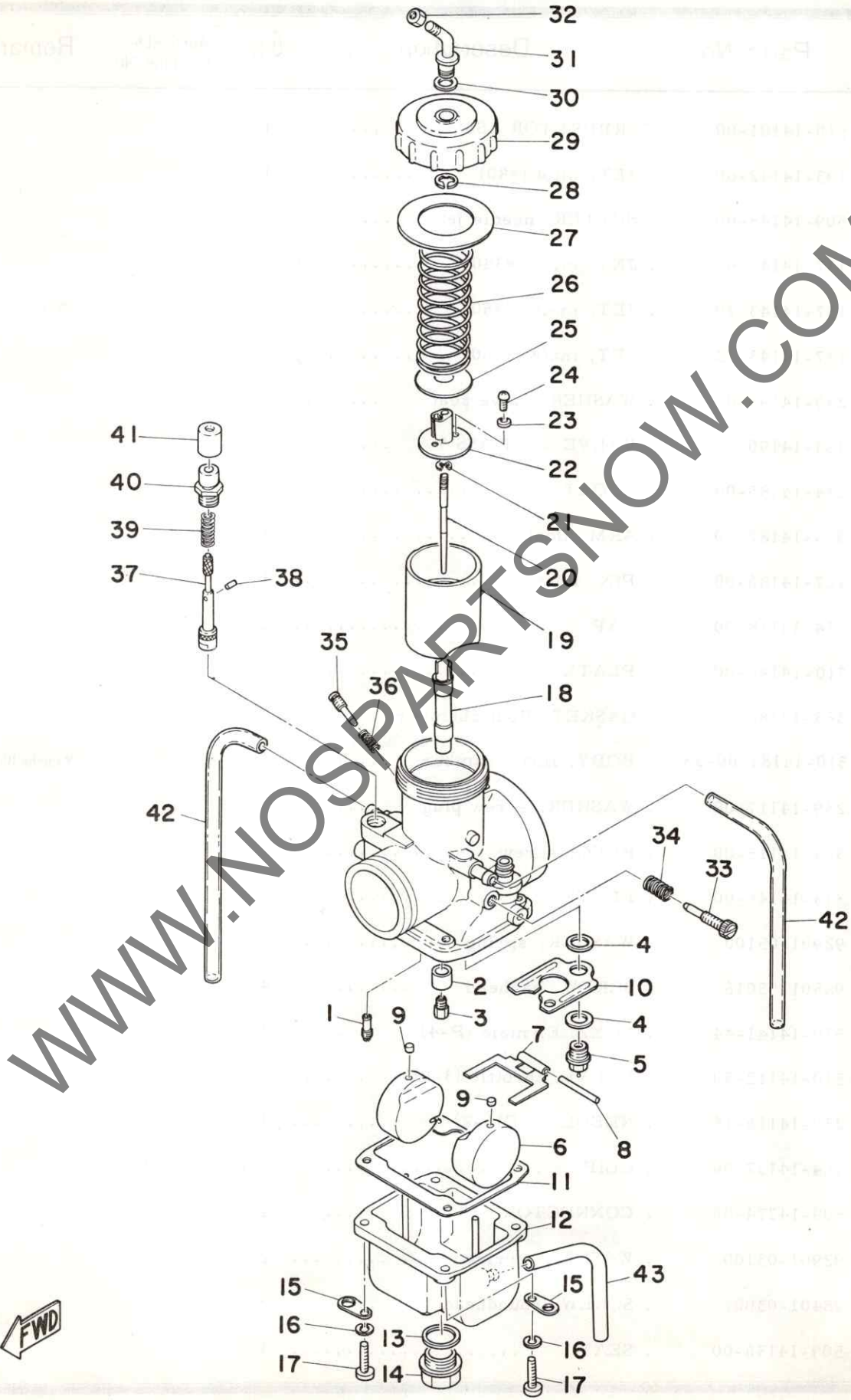
Fig. 12 CARBURETOR



CARBURETOR

Ref. No.	Parts No.	Description	Q'ty	Applicable Machine No.	Remarks
12- 0-1	510-14101-00	CARBURETOR ASS'Y	1		
12- 1	193-14142-60	. JET, pilot (#80)	1		
12- 2	509-14145-00	. SETTER, needle jet	1		
12- 3	137-14143-68	. JET, main (#340)	} U.R 1		STD
	137-14143-70	. JET, main (#350)			
	137-14143-72	. JET, main (#360)			
12- 4	239-14195-00	. WASHER, valve seat	2		
12- 5	363-14190-35	. VALVE SEAT ASS'Y	1		
12- 6	214-14185-00	. FLOAT	2		
12- 7	363-14187-00	. ARM, float	1		
12- 8	127-14186-00	. PIN, float	1		
12- 9	214-14118-00	. CAP	2		
12-10	510-14146-00	. PLATE	1		
12-11	363-14184-00	. GASKET, float chamber	1		
12-12	510-14181-00-33	. BODY, float chamber	1		Yamaha Black
12-13	239-14117-00	. WASHER, screw plug	1		
12-14	363-14115-00	. PLUG, screw	1		
12-15	313-14146-00	. PLATE	2		
12-16	92901-05100	. WASHER, spring	4		
12-17	98501-05016	. SCREW, panhead	4		
12-18	510-14141-44	. NOZZLE, main (P-4)	1		
12-19	510-14112-30	. VALVE, throttle (3.0)	1		
12-20	239-14116-16	. NEEDLE (6F16-2)	1		
12-21	164-14137-00	. CLIP	1		
12-22	509-14274-00	. CONNECTOR	1		
12-23	92901-03100	. WASHER, spring	2		
12-24	98401-03007	. SCREW, roundhead	2		
12-25	509-14136-00	. SEAT	1		

Fig. 12 CARBURETOR



WWW.NOSPARTSNOW.COM



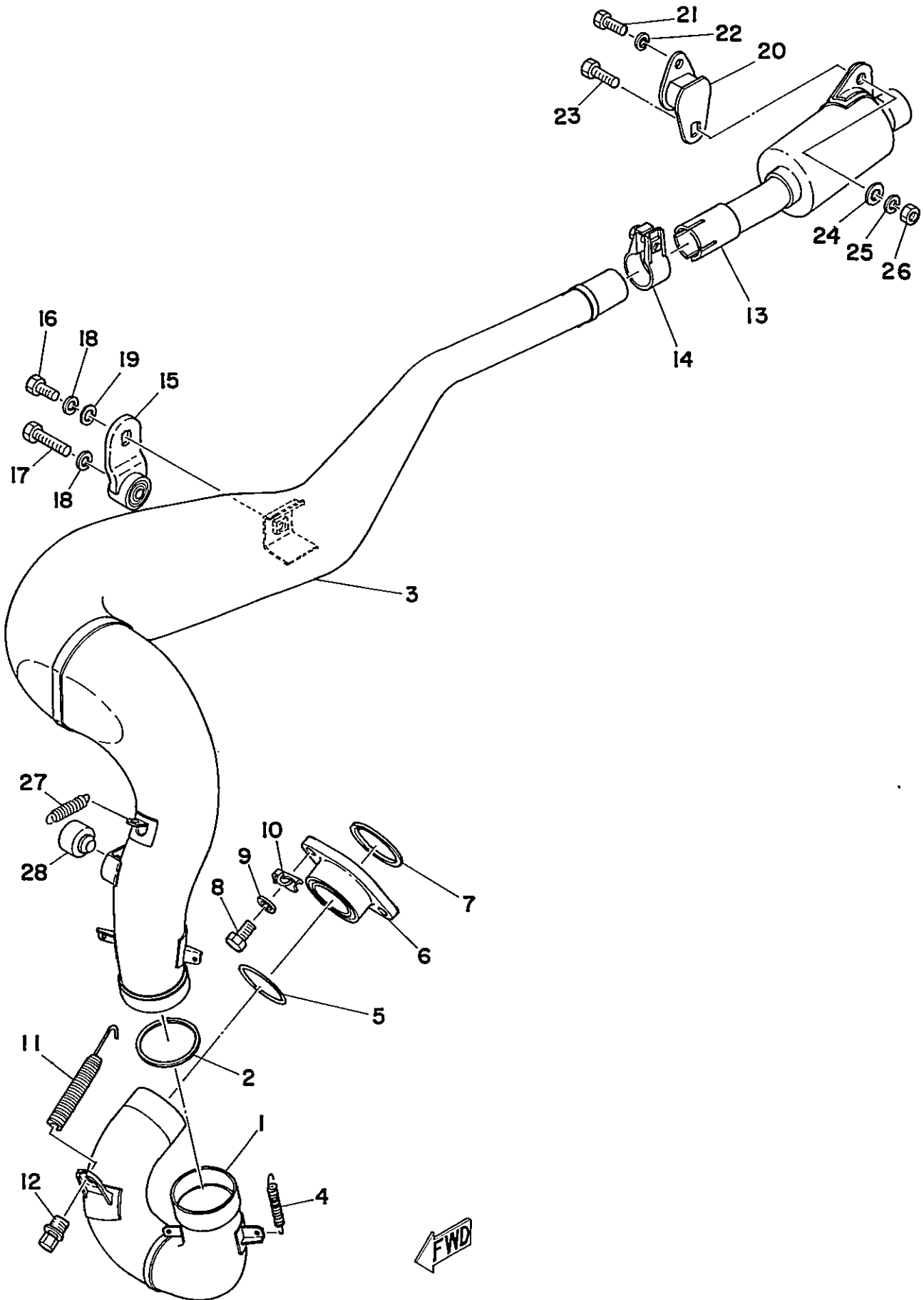
CARBURETOR

Ref. No.	Parts No.	Description	Q'ty	Applicable Machine No.	Remarks
12-26	363-14131-00	. SPRING, throttle valve	1		
12-27	363-14126-00	. PACKING	1		
12-28	363-14137-00	. CLIP	1		
12-29	510-14158-00-33	. TOP, mixing chamber	1		Yamaha Black
12-30	509-14198-00	. WASHER	1		
12-31	509-14155-00	. TUBE, guide wire	1		
12-32	127-14161-00	. NUT, wire adjusting	1		
12-33	204-14122-00	. SCREW	1		
12-34	137-14133-00	. SPRING, throttle stop	1		
12-35	152-14123-00	. SCREW, air adjusting (1.0)	1		
12-36	127-14134-00	. SPRING, air adjusting	1		
12-37	432-14171-00	. PLUNGER, starter	1		
12-38	432-14138-00	. PIN	1		
12-39	509-14135-00	. SPRING, plunger	1		
12-40	432-14174-00	. CAP, plunger	1		
12-41	432-14173-00	. COVER, plunger cap	1		
12-42	310-14197-00	. PIPE, air vent	2		
12-43	310-14196-00	. PIPE, over flow	1		

WWW.NOSPARTSNO

M

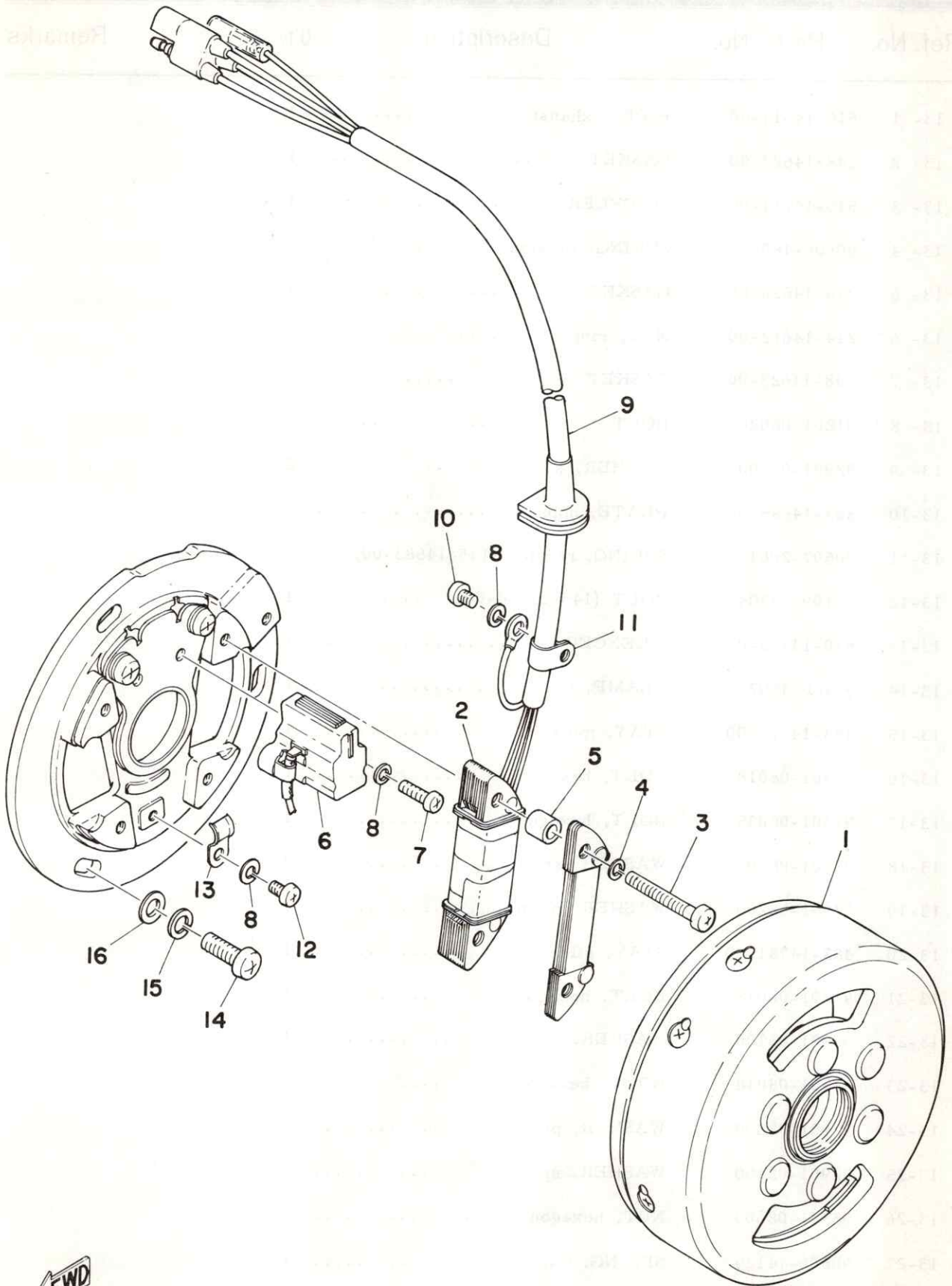
Fig. 13 EXHAUST



EXHAUST

Ref. No.	Parts No.	Description	Q'ty	Applicable Machine No.	Remarks
13- 1	510-14611-00	PIPE, exhaust	1		
13- 2	248-14623-00	GASKET	1		
13- 3	510-14711-00	MUFFLER	1		
13- 4	90506-18068	SPRING, tension	2		
13- 5	214-14623-00	GASKET	1		
13- 6	214-14612-00	NUT, ring	1		
13- 7	248-14623-00	GASKET	1		
13- 8	91201-06020	BOLT	2		
13- 9	92901-06100	WASHER, spring	2		
13-10	363-14685-00	PLATE, hook	1		
13-11	90507-20012	SPRING, tension (145-14683-00)	1		
13-12	90109-08304	BOLT (145-14684-00)	1		
13-13	510-14753-01	SILENCER	1		
13-14	90460-35076	CLAMP, hose	1		
13-15	483-14771-00	STAY, muffler	1		
13-16	97301-08018	BOLT, hexagon	1		
13-17	97301-08035	BOLT, hexagon	1		
13-18	92901-08100	WASHER, spring	2		
13-19	92901-08200	WASHER, plain	1		
13-20	483-14781-00	STAY, silencer	1		
13-21	91201-06018	BOLT, hexagon	1		
13-22	92901-06100	WASHER, spring	1		
13-23	97301-08018	BOLT, hexagon	1		
13-24	92901-08200	WASHER, plain	1		
13-25	92901-08100	WASHER, spring	1		
13-26	95301-08600	NUT, hexagon	1		
13-27	90506-14129	SPRING, tension	1		
13-28	278-27114-00	STOPPER, main stand	1		

Fig. 14 C.D.I. MAGNETO



C.D.I. MAGNETO

Ref. No.	Parts No.	Description	Q'ty	Applicable Machine No.	Remarks
14- 0-1	510-85500-20	C.D.I. MAGNETO ASS'Y	1		
14- 1	500-85550-20	. ROTOR ASS'Y	1		
14- 2	445-85512-20	. COIL, source	1		
14- 3	98501-05035	. SCREW, panhead	2		
14- 4	92901-05100	. WASHER, spring	2		
14- 5	445-81318-20	. SPACER	2		
14- 6	445-85580-21	. COIL, pulser	1		
14- 7	98503-04015	. SCREW, panhead	2		
14- 8	92901-04100	. WASHER, spring	4		
14- 9	510-85515-20	. LEAD WIRE ASS'Y	1		
14-10	98501-04008	. SCREW, panhead	1		
14-11	445-81328-20	. CLAMP, lead	1		
14-12	98501-04006	. SCREW, panhead	1		
14-13	445-85528-20	. CLAMP	1		
14-14	92501-06018	SCREW, panhead	3		
14-15	92901-06100	WASHER, spring	3		
14-16	92901-06200	WASHER, plain	3		

WWW.NOSPARTSNOW.COM

C.D.I. MAGNETO

Part No. Description

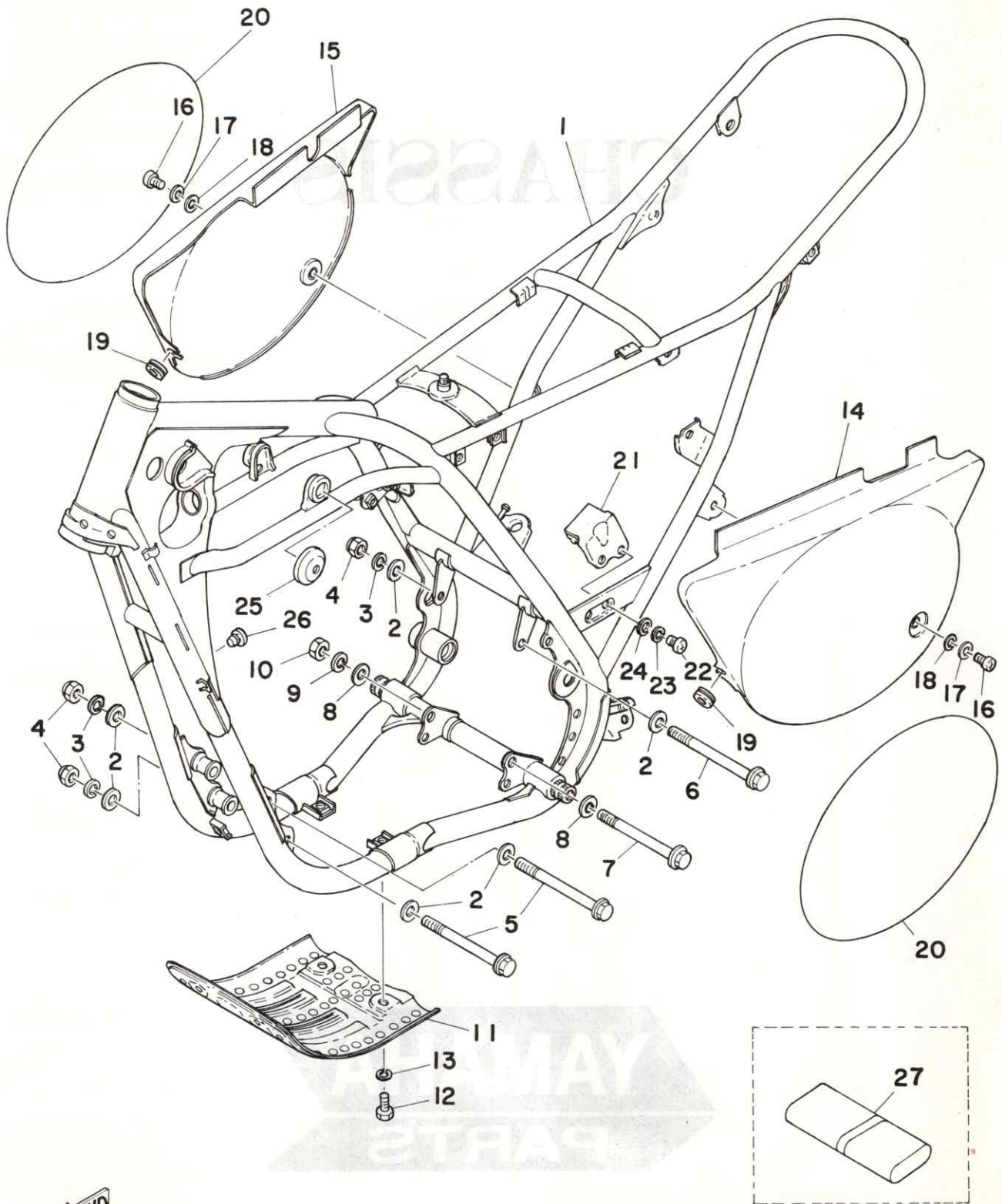
14-1	...
14-2	...
14-3	...
14-4	...
14-5	...
14-6	...
14-7	...
14-8	...
14-9	...
14-10	...
14-11	...
14-12	...
14-13	...
14-14	...
14-15	...
14-16	...
14-17	...
14-18	...
14-19	...
14-20	...
14-21	...
14-22	...
14-23	...
14-24	...
14-25	...
14-26	...
14-27	...
14-28	...
14-29	...
14-30	...
14-31	...
14-32	...
14-33	...
14-34	...
14-35	...
14-36	...
14-37	...
14-38	...
14-39	...
14-40	...
14-41	...
14-42	...
14-43	...
14-44	...
14-45	...
14-46	...
14-47	...
14-48	...
14-49	...
14-50	...
14-51	...
14-52	...
14-53	...
14-54	...
14-55	...
14-56	...
14-57	...
14-58	...
14-59	...
14-60	...
14-61	...
14-62	...
14-63	...
14-64	...
14-65	...
14-66	...
14-67	...
14-68	...
14-69	...
14-70	...
14-71	...
14-72	...
14-73	...
14-74	...
14-75	...
14-76	...
14-77	...
14-78	...
14-79	...
14-80	...
14-81	...
14-82	...
14-83	...
14-84	...
14-85	...
14-86	...
14-87	...
14-88	...
14-89	...
14-90	...
14-91	...
14-92	...
14-93	...
14-94	...
14-95	...
14-96	...
14-97	...
14-98	...
14-99	...
14-100	...

Fig. 12 FRAME - SIDE VIEW

CHASSIS



Fig. 15 FRAME · SIDE COVER

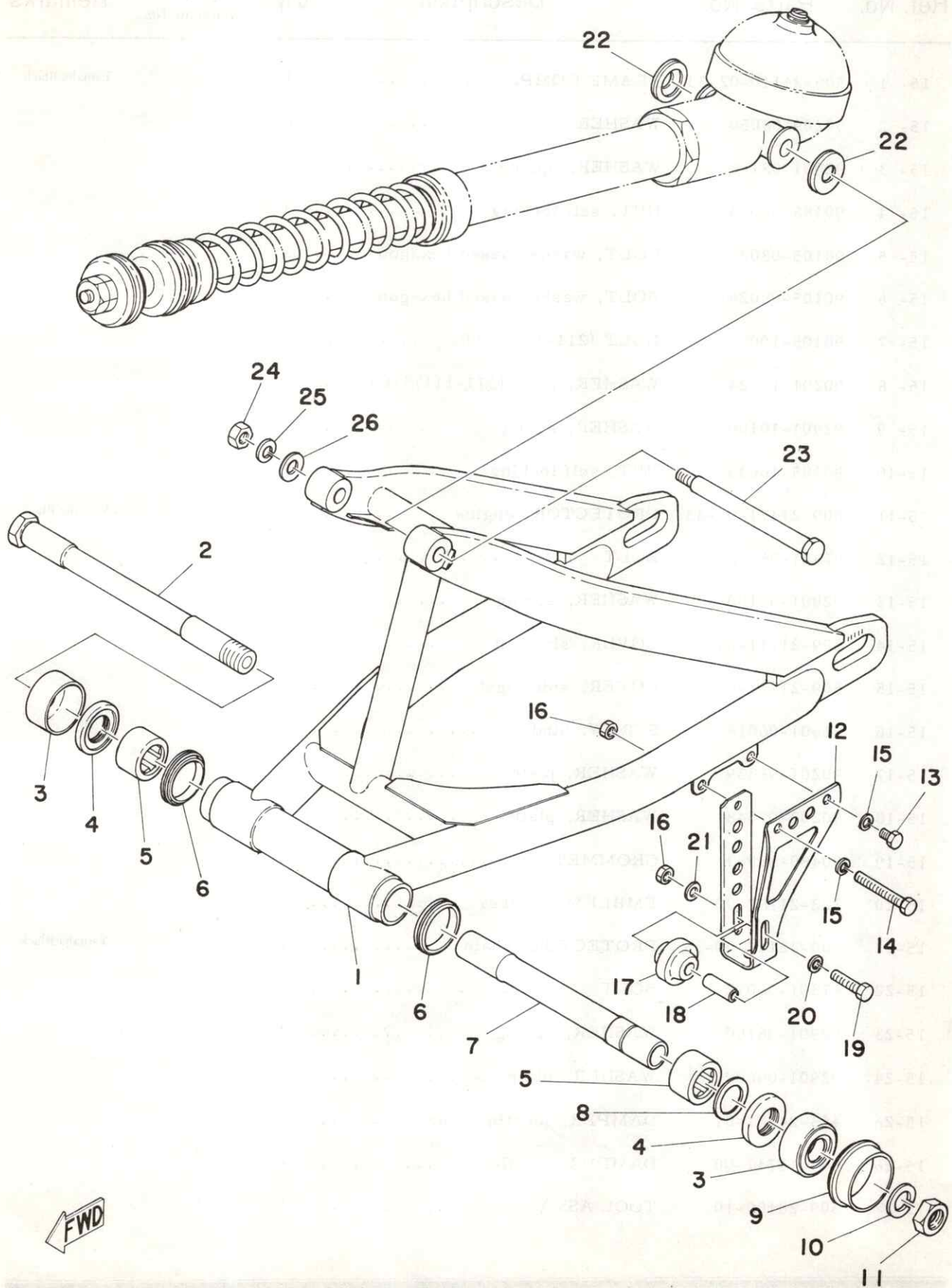


FWD

FRAME · SIDE COVER

Ref. No.	Parts No.	Description	Q'ty	Applicable Machine No.	Remarks
15- 1	509-21110-02-33	FRAME COMP.	1		Yamaha Black
15- 2	90209-08050	WASHER	6		
15- 3	92901-08100	WASHER, spring	3		
15- 4	90185-08054	NUT, self locking	3		
15- 5	90105-08025	BOLT, washer based hexagon ...	2		
15- 6	90105-08026	BOLT, washer based hexagon ...	1		
15- 7	90105-10051	BOLT (214-21483-00)	1		
15- 8	90201-10124	WASHER, plate (371-11175-00) ..	2		
15- 9	92901-10100	WASHER, spring	1		
15-10	90185-10035	NUT, self locking	1		
15-11	509-21471-00-33	PROTECTOR, engine	1		Yamaha Black
15-12	97301-06012	BOLT	4		
15-13	92901-06100	WASHER, spring	4		
15-14	509-21711-01	COVER, side left	1		
15-15	509-21721-01	COVER, side right	1		
15-16	91901-06018	SCREW, bind	2		
15-17	90201-06339	WASHER, plate	2		
15-18	90202-07048	WASHER, plate	2		
15-19	90480-12053	GROMMET	2		
15-20	322-21787-00	EMBLEM, number	2		
15-21	509-22147-00-33	PROTECTOR, chain	1		Yamaha Black
15-22	97301-06012	BOLT	2		
15-23	92901-06100	WASHER, spring	2		
15-24	92901-06600	WASHER, plate	2		
15-25	483-24181-01	DAMPER, locating rear	2		
15-26	509-14747-00	DAMPER, muffler	1		
15-27	509-28100-10	TOOL ASS'Y	1		

Fig. 16 REAR ARM

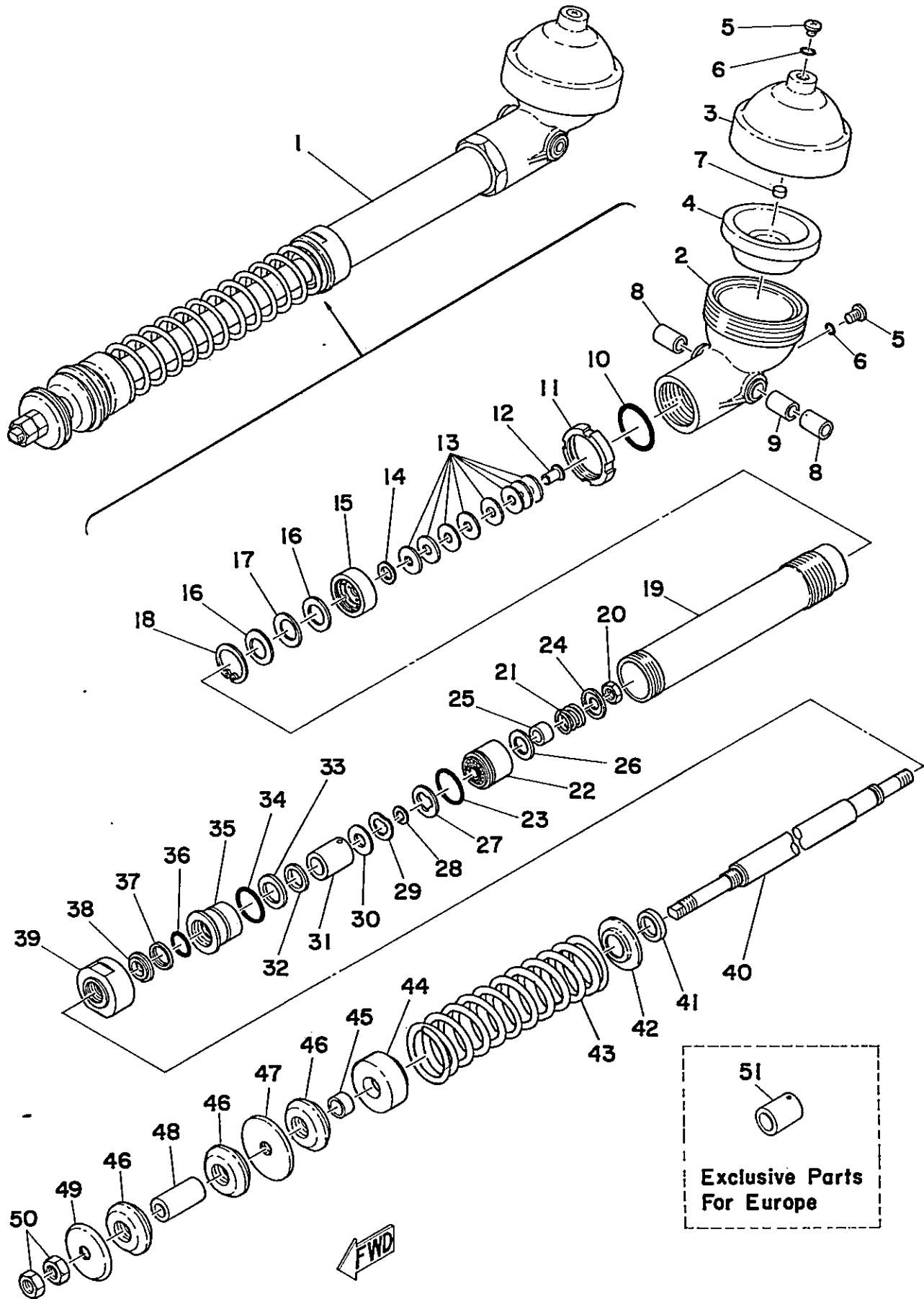


FWD

REAR ARM

Ref. No.	Parts No.	Description	Q'ty	Applicable Machine No.	Remarks
16- 1	483-22110-04-33	REAR ARM COMP.	1		Yamaha Black
16- 2	431-22141-00	SHAFT, pivot	1		
16- 3	483-22129-00	COVER, thrust 2	2		
16- 4	93342-22205	BEARING	2		
16- 5	93317-22208	BEARING	2		
16- 6	93108-35004	OIL SEAL (BSO-35-41.5-8)	2		
16- 7	483-22124-00	BUSHING 2	1		
16- 8	90201-22284	WASHER, plate	U.R		
16- 9	431-22151-01	SEAL, guard	1		
16-10	92901-16100	WASHER, spring	1		
16-11	90170-16111	NUT, hexagon	1		
16-12	322-22153-00-33	GUARD, chain	1		Yamaha Black
16-13	97301-06012	BOLT	1		
16-14	97301-06055	BOLT	1		
16-15	92901-06100	WASHER, spring	2		
16-16	95601-06100	NUT U	2		
16-17	322-22178-00	TENSIONER	1		
16-18	90560-06003	SPACER (322-22137-00)	1		
16-19	97301-06040	BOLT	1		
16-20	92901-06600	WASHER, plate	1		
16-21	92901-06600	WASHER, plate	1		
16-22	483-22128-00	COVER, thrust	2		
16-23	90109-08300	BOLT	1		
16-24	95301-08600	NUT, hexagon	1		
16-25	92901-08100	WASHER, spring	1		
16-26	90201-08439	WASHER, plate	1		

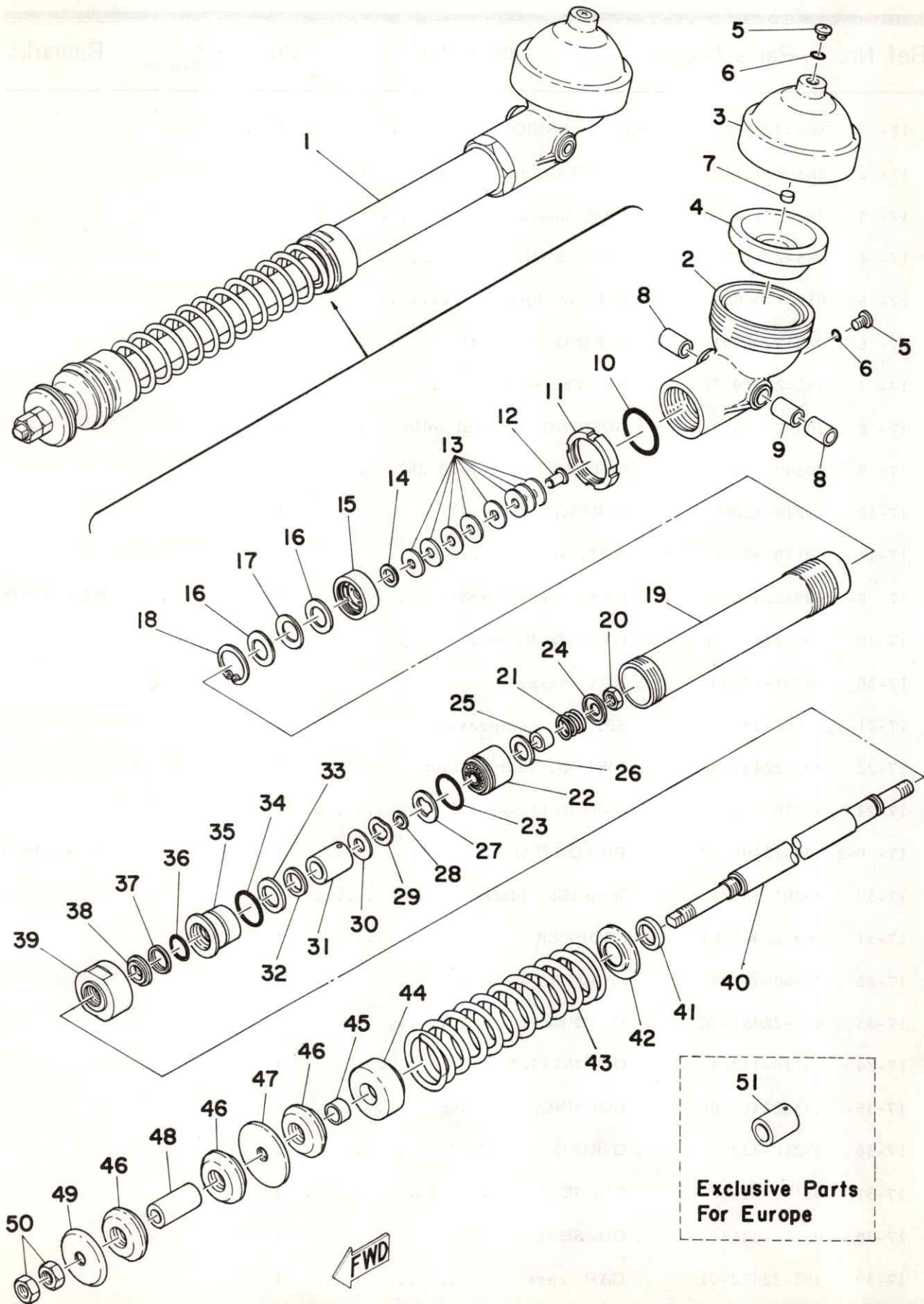
Fig. 17 REAR CUSHION



REAR CUSHION

Ref. No.	Parts No.	Description	Q'ty	Applicable Machine No.	Remarks
17- 1	509-22210-01	REAR CUSHION ASS'Y	1		
17- 2	483-22411-01	. HOUSING, membrane	1		
17- 3	483-22412-00	. CAP, housing	1		
17- 4	483-22413-01	. MEMBRANE	1		
17- 5	91901-06008	. SCREW, bind	2		
17- 6	93210-06001	. O-RING (1.9-5.8)	2		
17- 7	483-22419-01	. VALVE, rubber	1		
17- 8	90382-12019	. BUSHING, bimetal solid	2		
17- 9	90387-12493	. COLLAR (12.2-14.8-26)	1		
17-10	93210-42263	. O-RING (3.5-41.7)	1		
17-11	90179-44068	. NUT, ring	1		
17- 0-1	509-22406-00	. BASE VALVE ASS'Y	1		Ref. No. 12~18
17-19	509-22471-00	. CYLINDER, case	1		
17-20	95301-12700	. NUT, hexagon	1		
17-21	90501-29327	. SPRING, compression	1		
17-22	483-22431-00	. PISTON, rear cushion	1		
17-23	93210-31266	. O-RING (3.5-30.7)	1		
17- 0-2	509-22405-00	. PISTON VALVE ASS'Y	1		Ref. No. 24~29
17-30	90201-12525	. WASHER, plate	1		
17-31	509-22482-01	. STOPPER	1		
17-32	90560-18143	. SPACER	1		
17-33	483-22483-02	. DAMPER 1	1		
17-34	93210-31264	. O-RING (3.5-30.7)	1		
17-35	483-22473-00	. HOUSING, seal ring	1		
17-36	93210-22265	. O-RING (3.5-21.7)	1		
17-37	93104-22052	. OIL SEAL	1		
17-38	93102-22141	. OIL SEAL	1		
17-39	483-22472-01	. CAP, case	1		

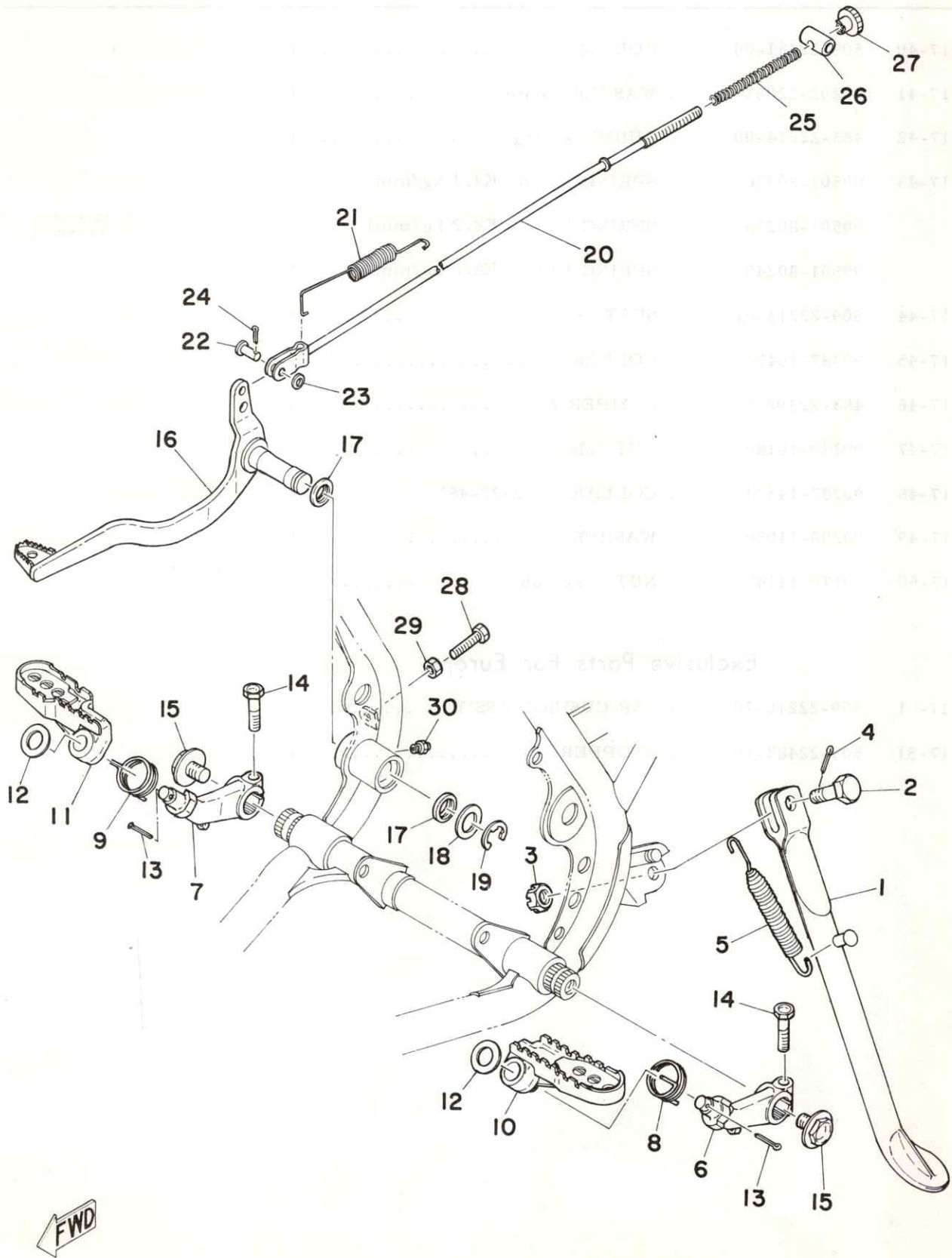
Fig. 17 REAR CUSHION



REAR CUSHION

Ref. No.	Parts No.	Description	Q'ty	Applicable Machine No.	Remarks
17-40	509-22481-00	. ROD, piston	1		
17-41	90202-22091	. WASHER, plate	1		
17-42	483-22214-00	. GUIDE, spring	1		
17-43	90501-80320	. SPRING 1 (Rate K4.1 kg/mm) ..	1		
	90501-80239	. SPRING 1 (Rate K4.2 kg/mm) ..	1		Heavy Duty Alternate Parts
	90501-80240	. SPRING 1 (Rate K3.8 kg/mm) ..	1		Light Duty Alternate Parts
17-44	509-22213-01	. SEAT, spring	1		
17-45	90387-16477	. COLLAR	1		
17-46	483-22492-01	. DAMPER 2	3		
17-47	90179-16189	. NUT, plate	1		
17-48	90387-14274	. COLLAR (14.2-22-48)	1		
17-49	90209-14059	. WASHER	1		
17-50	90170-14147	. NUT, hexagon	2		
Exclusive Parts For Europe					
17- 1	509-22210-70	REAR CUSHION ASS'Y	1		
17-51	509-22482-70	. STOPPER	1		

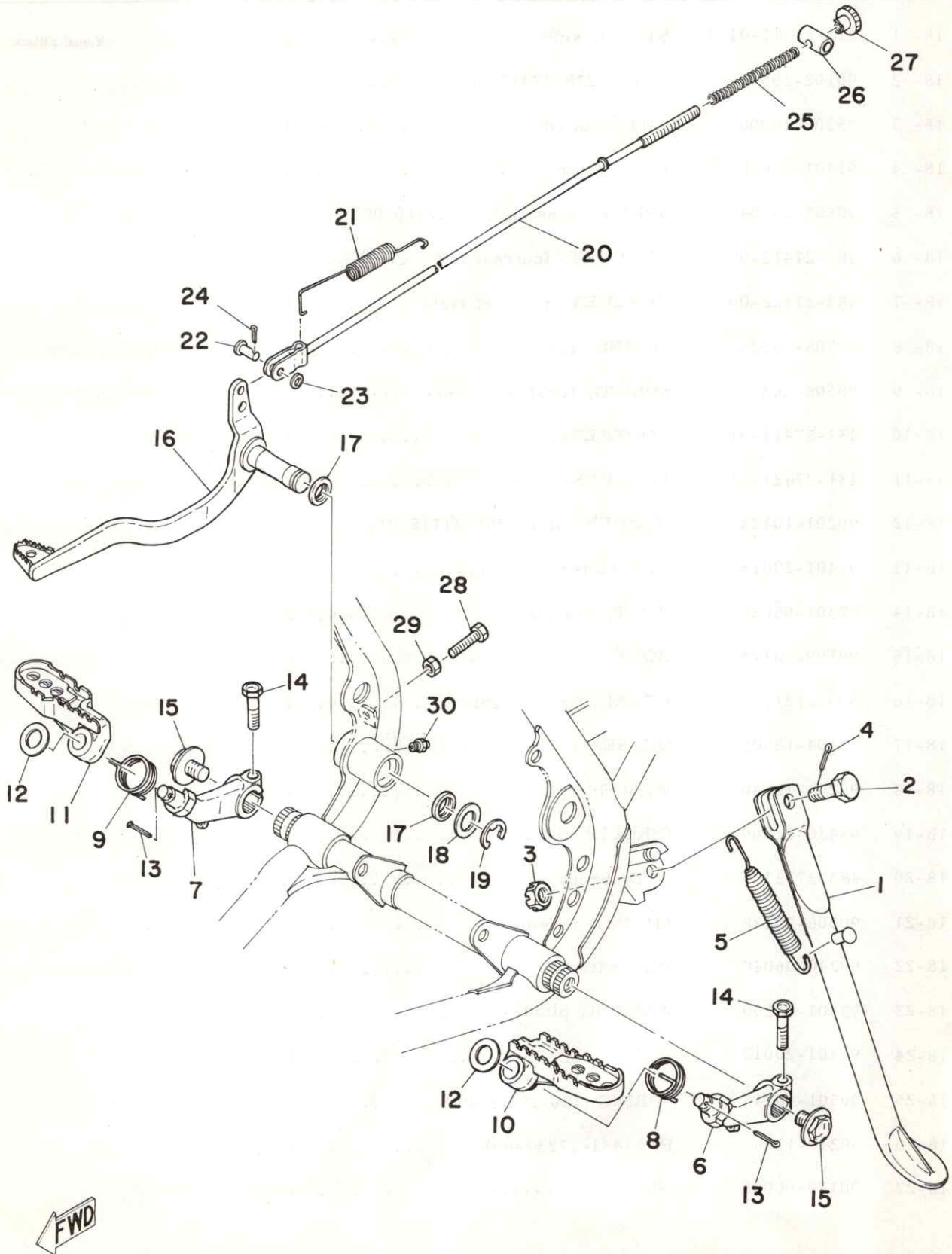
Fig. 18 STAND · FOOTREST · BRAKE PEDAL



STAND · FOOTREST · BRAKE PEDAL

Ref. No.	Parts No.	Description	Q'ty	Applicable Machine No.	Remarks
18- 1	214-27311-01-33	STAND, side	1		Yamaha Black
18- 2	90102-10006	BOLT (278-27317-00)	1		
18- 3	95302-10900	NUT, slotted	1		
18- 4	91401-20025	PIN, cotter	1		
18- 5	90507-29004	SPRING, tension (214-27316-00) ..	1		
18- 6	483-27412-00	BRACKET, footrest left	1		
18- 7	483-27422-00	BRACKET, footrest right	1		
18- 8	90508-26226	SPRING, torsion	1		
18- 9	90508-26227	SPRING, torsion	1		
18-10	431-27411-01	FOOTREST, left	1		
18-11	431-27421-01	FOOTREST, right	1		
18-12	90201-10123	WASHER, plate (256-21715-01) ..	2		
18-13	91401-20015	PIN, cotter	2		
18-14	97301-08025	BOLT, hexagon	2		
18-15	90109-10174	BOLT	2		
18-16	509-27211-01	PEDAL, brake right	1		
18-17	93104-15005	OIL SEAL	2		
18-18	90201-15340	WASHER, plate	1		
18-19	93430-12009	CIRCLIP (E-12)	1		
18-20	483-27231-00	ROD, brake	1		
18-21	90506-20128	SPRING, tension	1		
18-22	90240-06040	PIN, with hole	1		
18-23	92901-06200	WASHER, plain	1		
18-24	91401-20012	PIN, cotter	1		
18-25	90501-10245	SPRING (180-27236-00)	1		
18-26	90249-12069	PIN (431-27237-00)	1		
18-27	90179-06006	NUT	1		

Fig. 18 STAND · FOOTREST · BRAKE PEDAL



STAND · FOOTREST · BRAKE PEDAL

Ref. No.	Parts No.	Description	Q'ty	Applicable Machine No.	Remarks
18-28	97301-06025	BOLT, hexagon	1		
18-29	95301-06700	NUT, hexagon	1		
18-30	93700-06001	NIPPLE, grease	1		


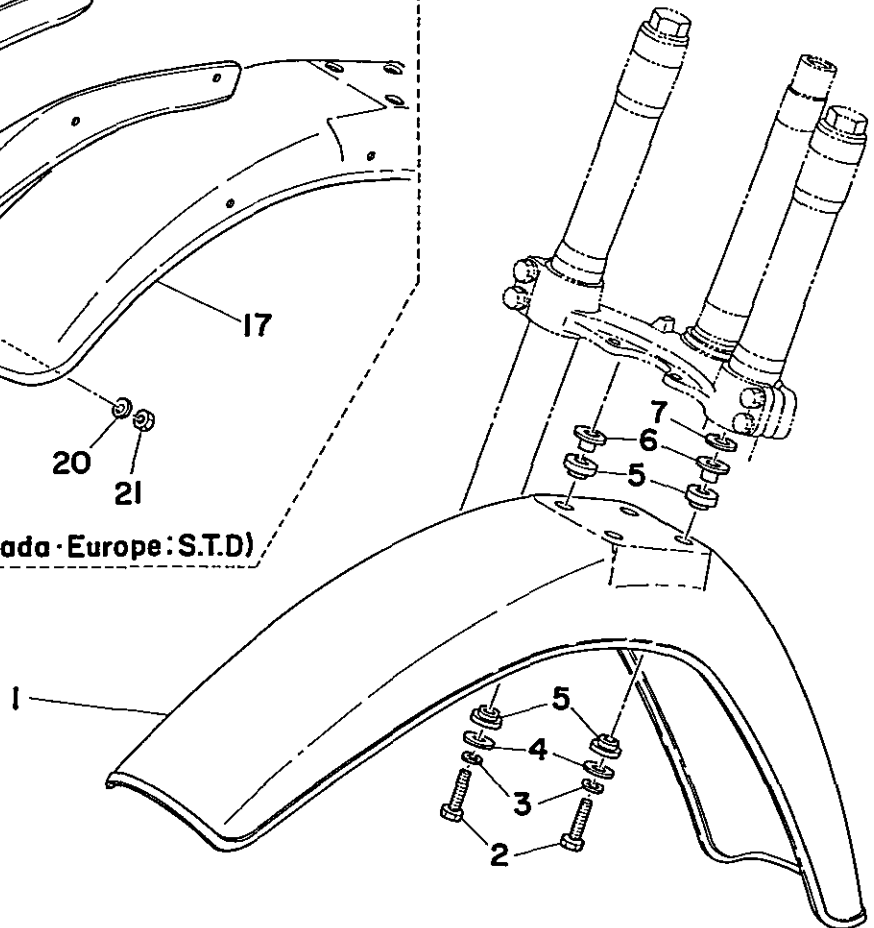
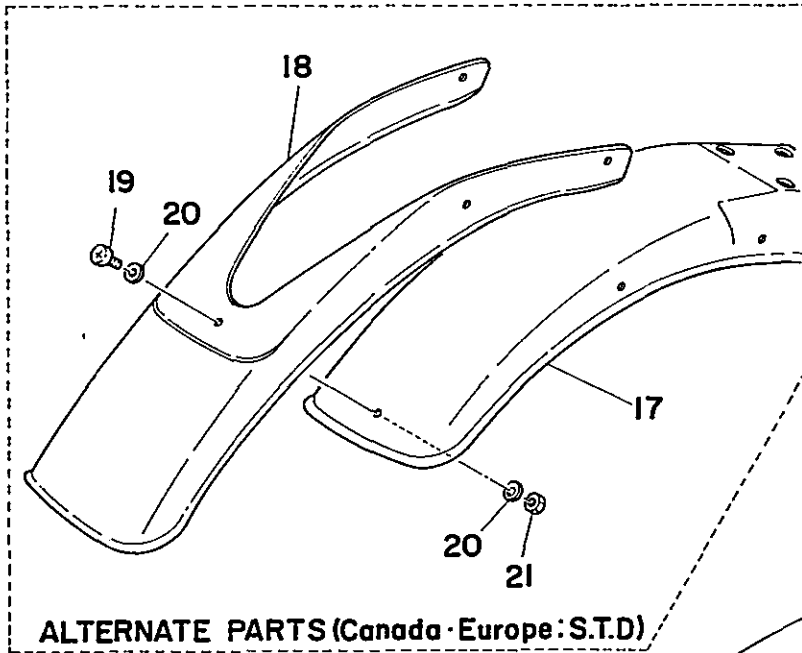
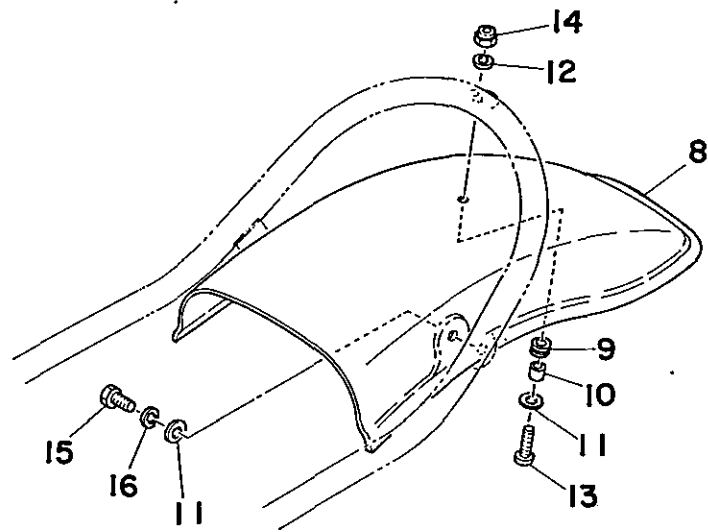


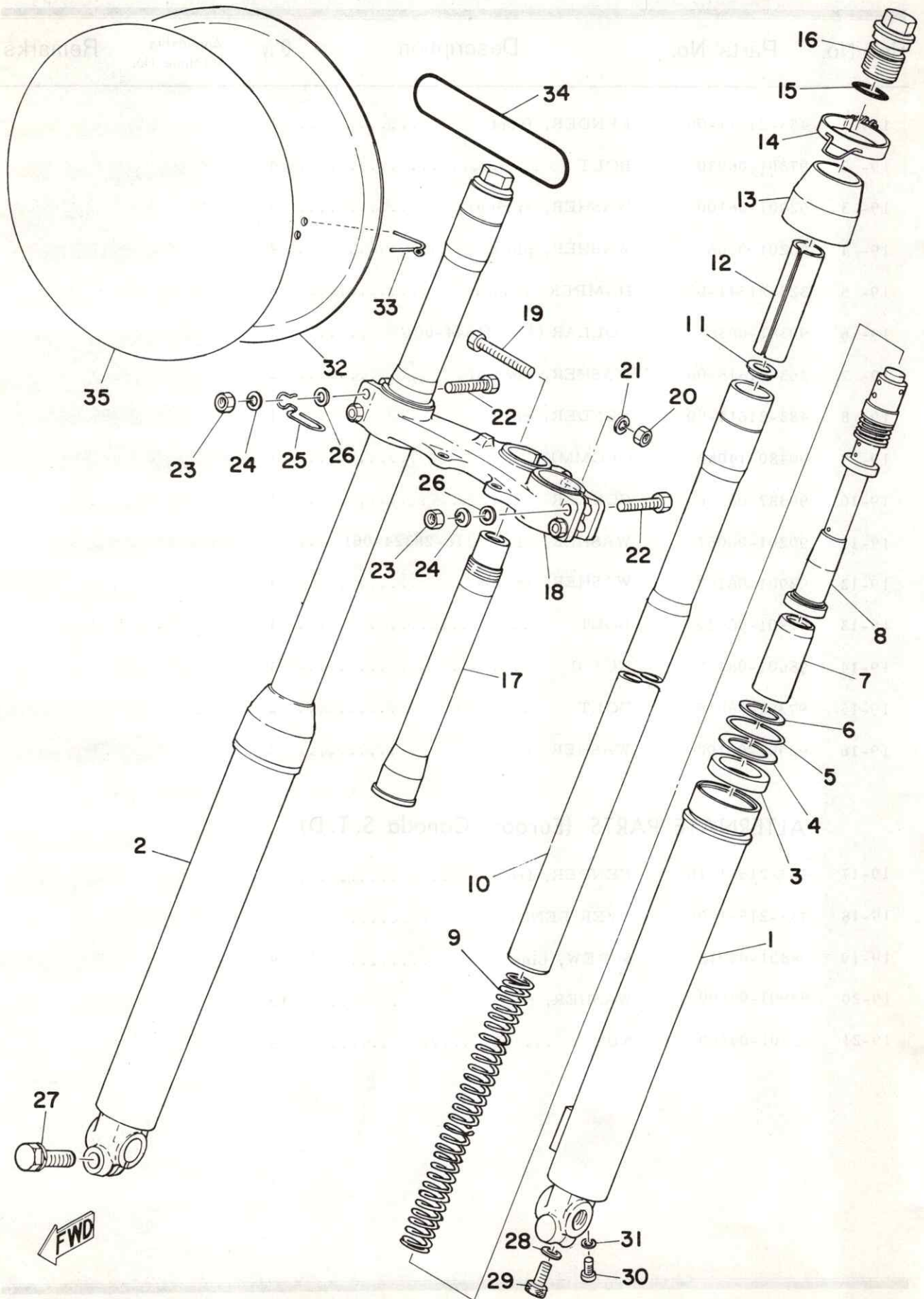
Fig. 19 FRONT FENDER · REAR FENDER



FRONT FENDER · REAR FENDER

Ref. No.	Parts No.	Description	Q'ty	Applicable Machine No.	Remarks
19- 1	453-21511-00	FENDER, front	1		
19- 2	97301-06030	BOLT	4		
19- 3	92901-06100	WASHER, spring	4		
19- 4	90201-06067	WASHER, plate	4		
19- 5	322-21541-00	DAMPER, fender	8		
19- 6	90387-06388	COLLAR (322-21544-00)	4		
19- 7	363-21515-00	WASHER, special	2		
19- 8	483-21611-00	FENDER, rear	1		
19- 9	90480-14052	GROMMET	1		
19-10	90387-06216	COLLAR	1		
19-11	90201-06067	WASHER, plate (116-28324-00) ...	3		
19-12	92901-06100	WASHER, spring	1		
19-13	97301-06020	BOLT	1		
19-14	95601-06100	NUT U	1		
19-15	97301-06015	BOLT	2		
19-16	92901-06100	WASHER, spring	2		
ALTERNATE PARTS (Europe, Canada S. T. D)					
19-17	483-21511-10	FENDER, front	1		
19-18	483-21551-00	OVER FENDER	1		
19-19	98801-04012	SCREW, bind	5		
19-20	92901-04600	WASHER, plate	10		
19-21	95301-04600	NUT	5		

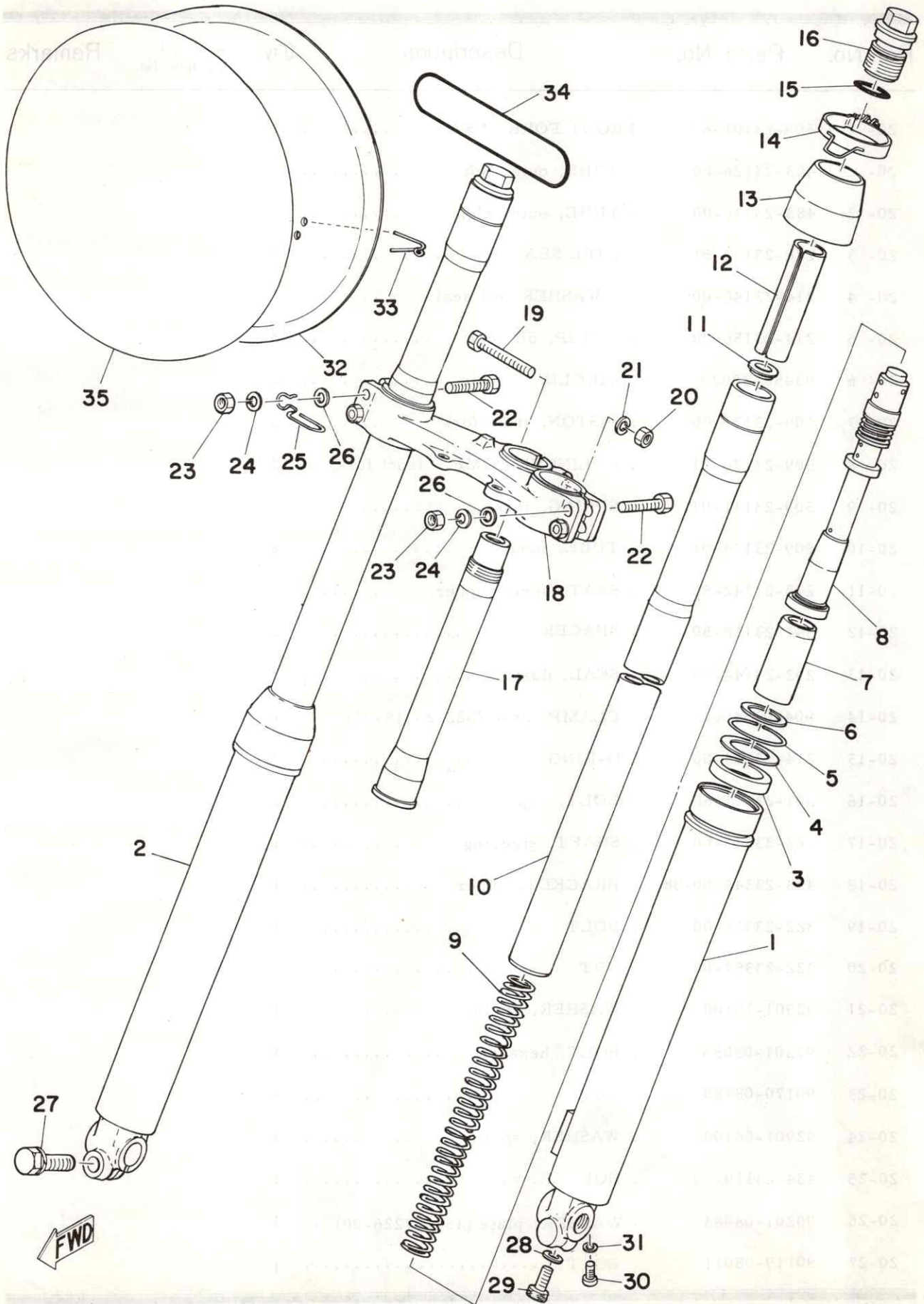
Fig. 20 FRONT FORK



FRONT FORK

Ref. No.	Parts No.	Description	Q'ty	Applicable Machine No.	Remarks
20- 0-1	509-23101-60	FRONT FORK ASS'Y	1		
20- 1	483-23126-00	. TUBE, outer left	1		
20- 2	483-23136-00	. TUBE, outer right	1		
20- 3	278-23145-51	. . OIL SEAL	2		
20- 4	214-23146-00	. . WASHER, oil seal	2		
20- 5	214-23156-00	. . CLIP, oil seal	2		
20- 6	93450-30029	. CIRCLIP	2		
20- 7	509-23171-00	. PISTON, front fork	2		
20- 8	509-23170-01	. CYLINDER COMP., front fork	2		
20- 9	509-23141-01	. SPRING, fork	2		
20-10	509-23124-01	. TUBE, inner	2		
20-11	278-23142-50	. SEAT, spring upper	2		
20-12	341-23118-50	. SPACER	2		
20-13	292-23144-00	. SEAL, dust	2		
20-14	90460-54061	. CLAMP, hose (322-23318-01)	1		
20-15	214-23114-00	. O-RING	2		
20-16	291-23111-60	. BOLT, cap	2		
20-17	322-23341-00	. SHAFT, steering	1		
20-18	483-23345-00-98	. BRACKET, under	1		
20-19	322-23356-00	. BOLT	1		
20-20	322-23357-00	. NUT	1		
20-21	92901-10100	. WASHER, spring	1		
20-22	97301-08055	. BOLT, hexagon	4		
20-23	90170-08180	. NUT	4		
20-24	92901-08100	. WASHER, spring	4		
20-25	434-23319-00	. HOLDER, wire	1		
20-26	90201-08083	. WASHER, plate (156-27226-00)	4		
20-27	90119-08011	. BOLT	1		

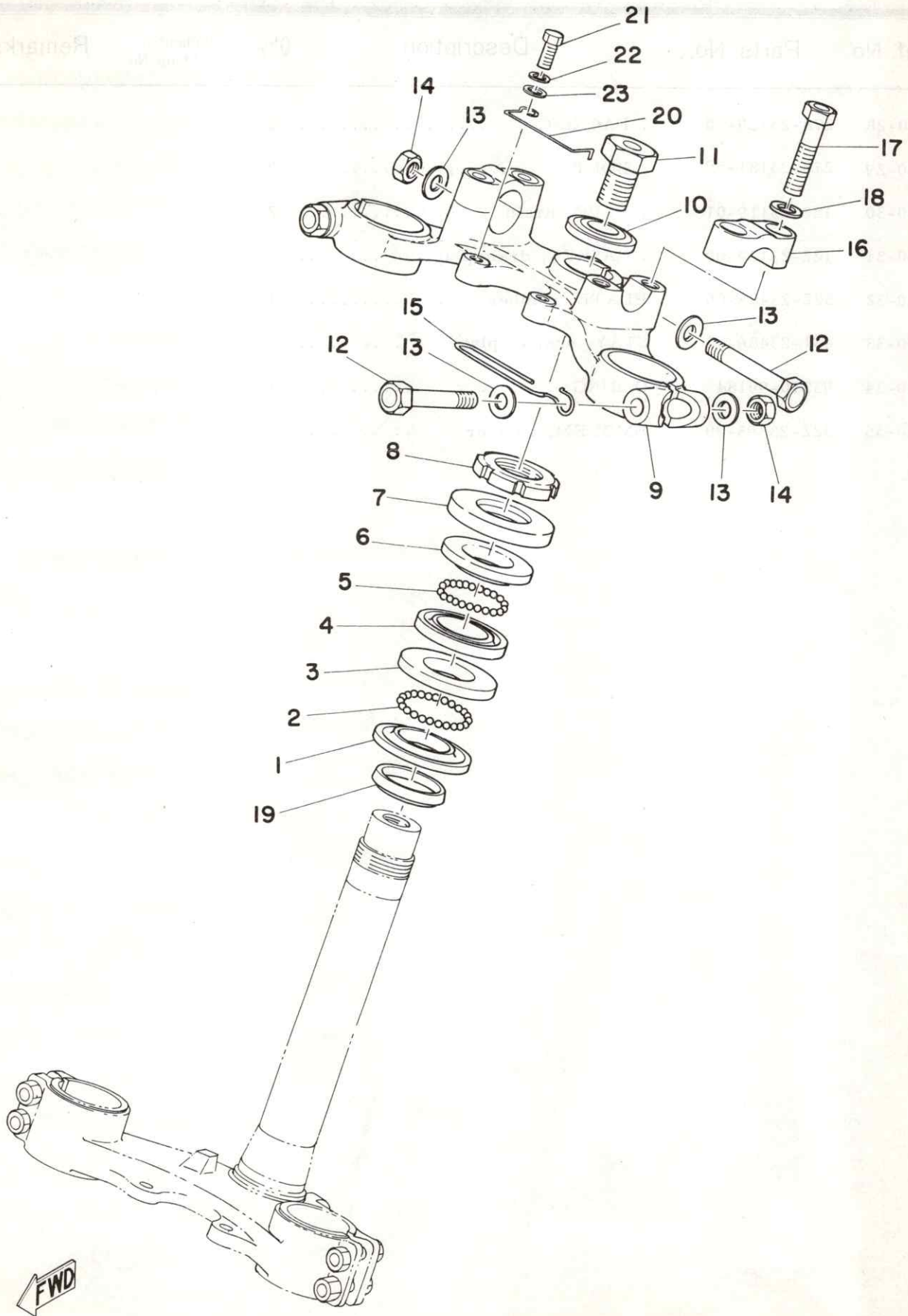
Fig. 20 FRONT FORK



FRONT FORK

Ref. No.	Parts No.	Description	Q'ty	Applicable Machine No.	Remarks
20-28	278-23129-50	. PACKING	2		
20-29	278-23181-50	. BOLT	2		
20-30	122-23119-01	. PLUG, drain	2		
20-31	122-23129-00	. GASKET, drain plug	2		
20-32	322-23485-00	PLATE, number	1		
20-33	431-23486-02	STAY, number plate	2		
20-34	93210-99184	O-RING	1		
20-35	322-23395-00	EMBLEM, number	1		

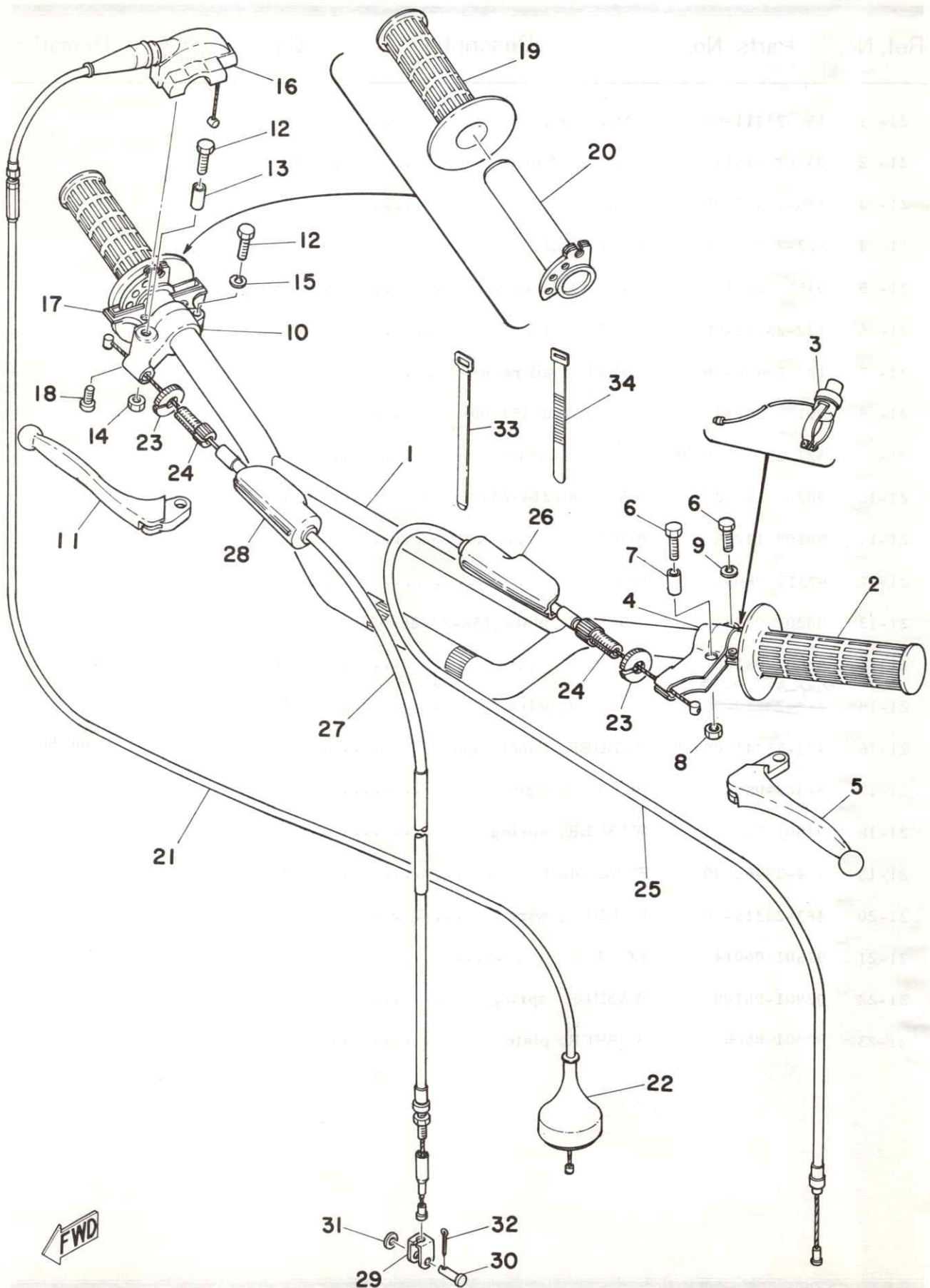
Fig. 21 STEERING



STEERING

Ref. No.	Parts No.	Description	Q'ty	Applicable Machine No.	Remarks
21- 1	156-23411-00	RACE, ball 1	1		
21- 2	93501-04011	BALL (1/4 inch)	19		
21- 3	156-23412-00	RACE, ball 2	1		
21- 4	122-23412-00	RACE, ball 2	1		
21- 5	93503-16010	BALL (3/16 inch)	22		
21- 6	122-23411-00	RACE, ball 1	1		
21- 7	122-23416-00	COVER, ball race	1		
21- 8	90179-25033	NUT (137-23454-00)	1		
21- 9	321-23435-00-98	CROWN, handle	1		
21-10	90209-14022	WASHER (214-23443-00)	1		
21-11	90109-14235	BOLT	1		
21-12	97313-08055	BOLT	3		
21-13	90201-08083	WASHER, plate (156-27226-00)	6		
21-14	95601-08100	NUT U	3		
21-15	434-23319-00 904-68200-55	HOLDER, wire	1		
21-16	401-23441-00-98	HOLDER, handle upper	2		Frosting Black
21-17	97323-08035	BOLT, hexagon	4		
21-18	92901-08100	WASHER, spring	4		
21-19	164-23462-00	SEAL, dust	1		
21-20	483-23318-00	HOLDER, wire	1		
21-21	97301-06014	BOLT	1		
21-22	92901-06100	WASHER, spring	1		
21-23	92901-06600	WASHER, plate	1		

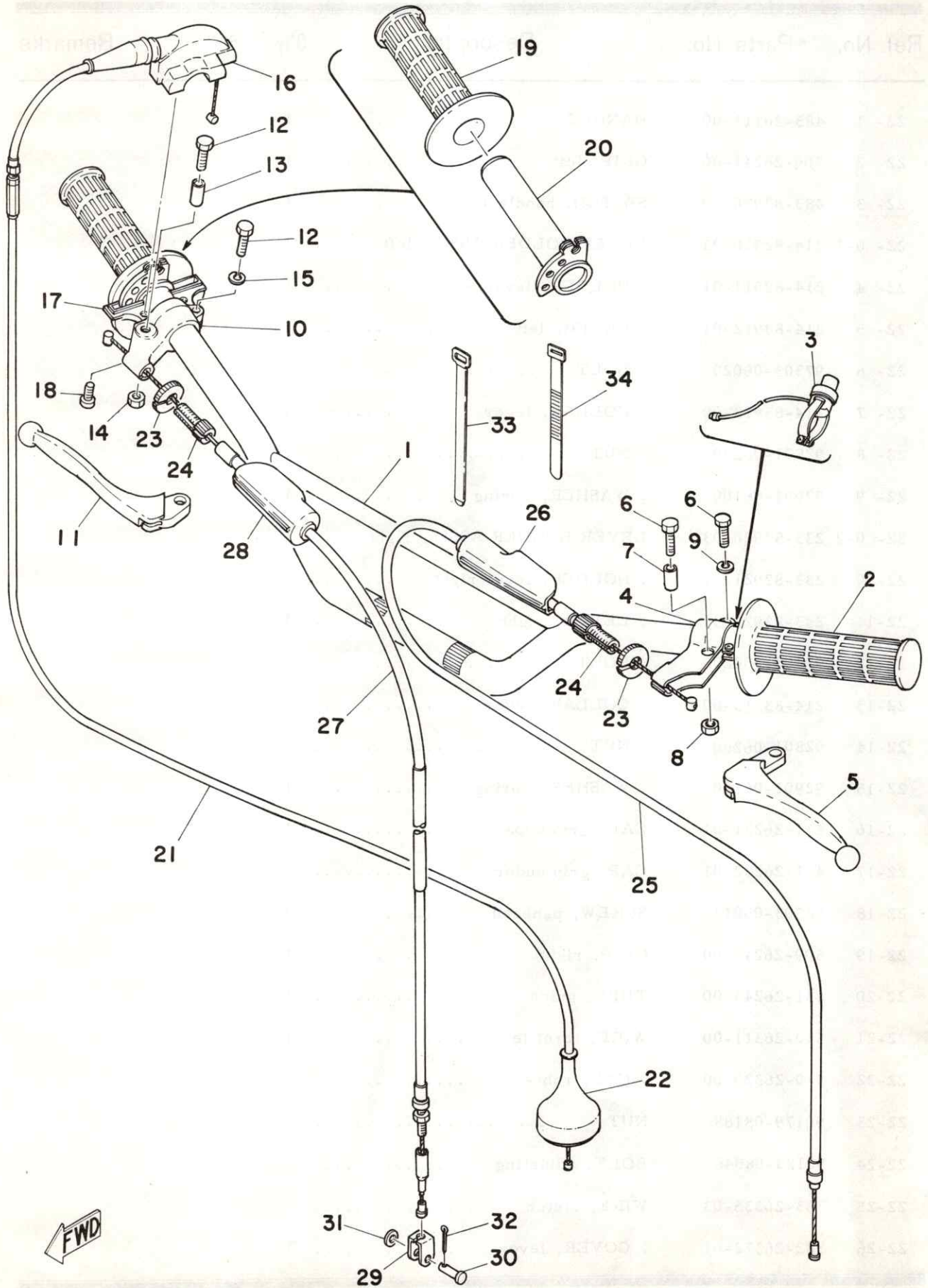
Fig. 22 HANDLE · WIRE



HANDLE · WIRE

Ref. No.	Parts No.	Description	Q'ty	Applicable Machine No.	Remarks
22- 1	483-26111-00	HANDLE	1		
22- 2	509-26241-00	GRIP, left	1		
22- 3	483-83976-00	SWITCH, handle 1	1		
22- 0-1	214-82910-03	LEVER HOLDER ASS'Y, left	1		
22- 4	214-82911-01	. HOLDER, lever left	1		
22- 5	214-83912-01	. LEVER, left	1		
22- 6	97303-06020	. BOLT	2		
22- 7	214-83913-00	. COLLAR, lever	1		
22- 8	92801-06200	. NUT	1		
22- 9	92901-06100	. WASHER, spring	1		
22- 0-2	233-82920-03	LEVER HOLDER ASS'Y, right ...	1		
22-10	233-82921-31	. HOLDER, lever right	1		
22-11	233-83922-31	. LEVER, right	1		
22-12	97303-06020	. BOLT	2		
22-13	214-83913-00	. COLLAR, lever	1		
22-14	92801-06200	. NUT	1		
22-15	92901-06100	. WASHER, spring	1		
22-16	431-26281-01	CAP, grip upper	1		
22-17	431-26282-01	CAP, grip under	1		
22-18	98503-05018	SCREW, panhead	2		
22-19	509-26242-00	GRIP, right	1		
22-20	431-26243-00	TUBE, guide	1		
22-21	510-26311-00	WIRE, throttle	1		
22-22	510-26329-00	. CAP, rubber	1		
22-23	90179-08188	NUT	2		
22-24	90123-08046	BOLT, adjusting	2		
22-25	363-26335-03	WIRE, clutch	1		
22-26	382-26372-01	. COVER, lever	1		

Fig. 22 HANDLE · WIRE

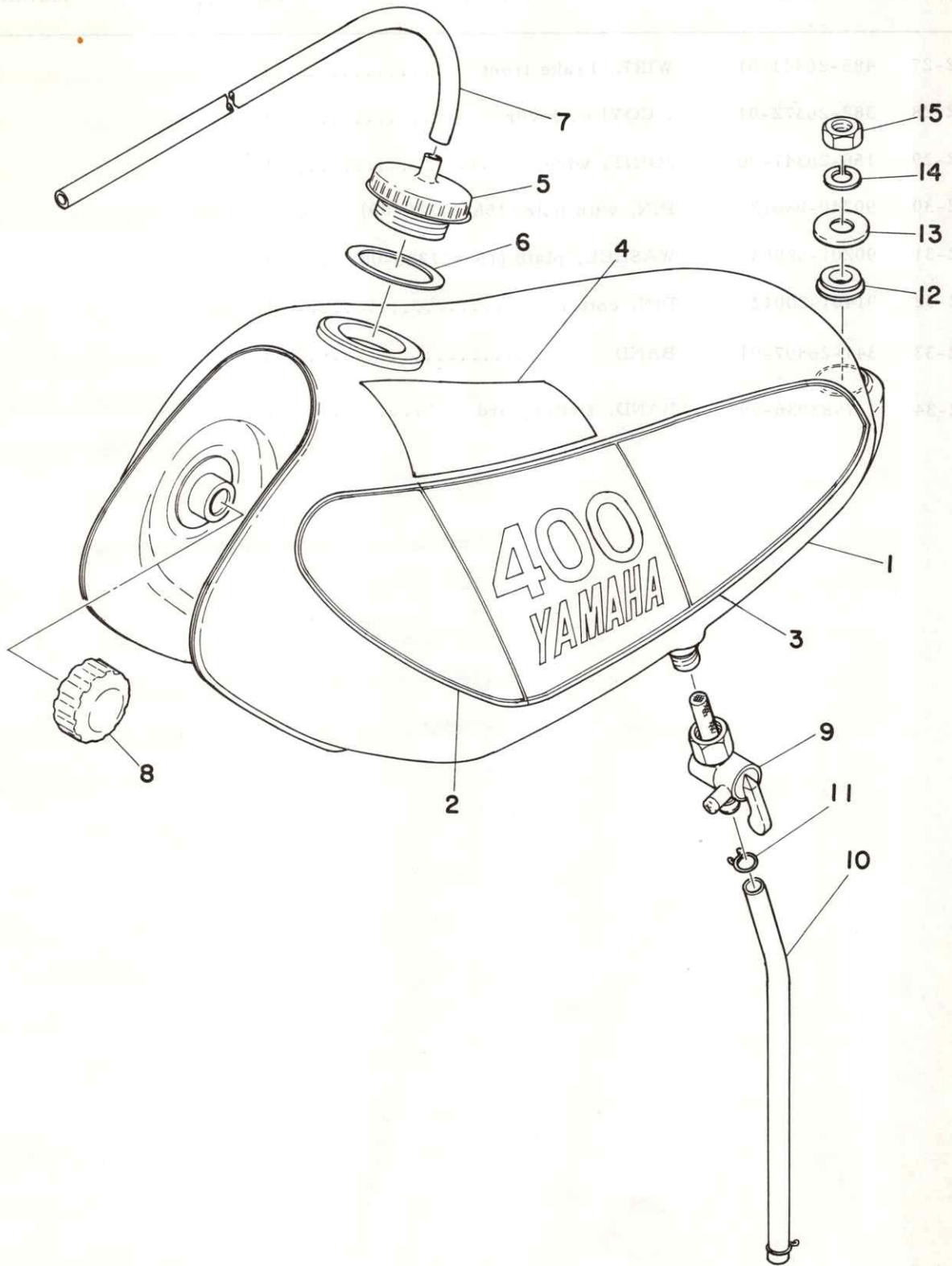


FWD

HANDLE · WIRE

Ref. No.	Parts No.	Description	Q'ty	Applicable Machine No.	Remarks
22-27	483-26341-01	WIRE, brake front	1		
22-28	382-26372-01	. COVER, lever	1		
22-29	156-26347-00	JOINT, wire	1		
22-30	90240-08012	PIN, with hole (156-27229-00)	1		
22-31	90201-08083	WASHER, plate (156-27226-00) ...	1		
22-32	91401-20012	PIN, cotter	1		
22-33	341-26397-01	BAND	3		
22-34	437-83936-00	BAND, switch cord	2		

Fig. 23 FUEL TANK

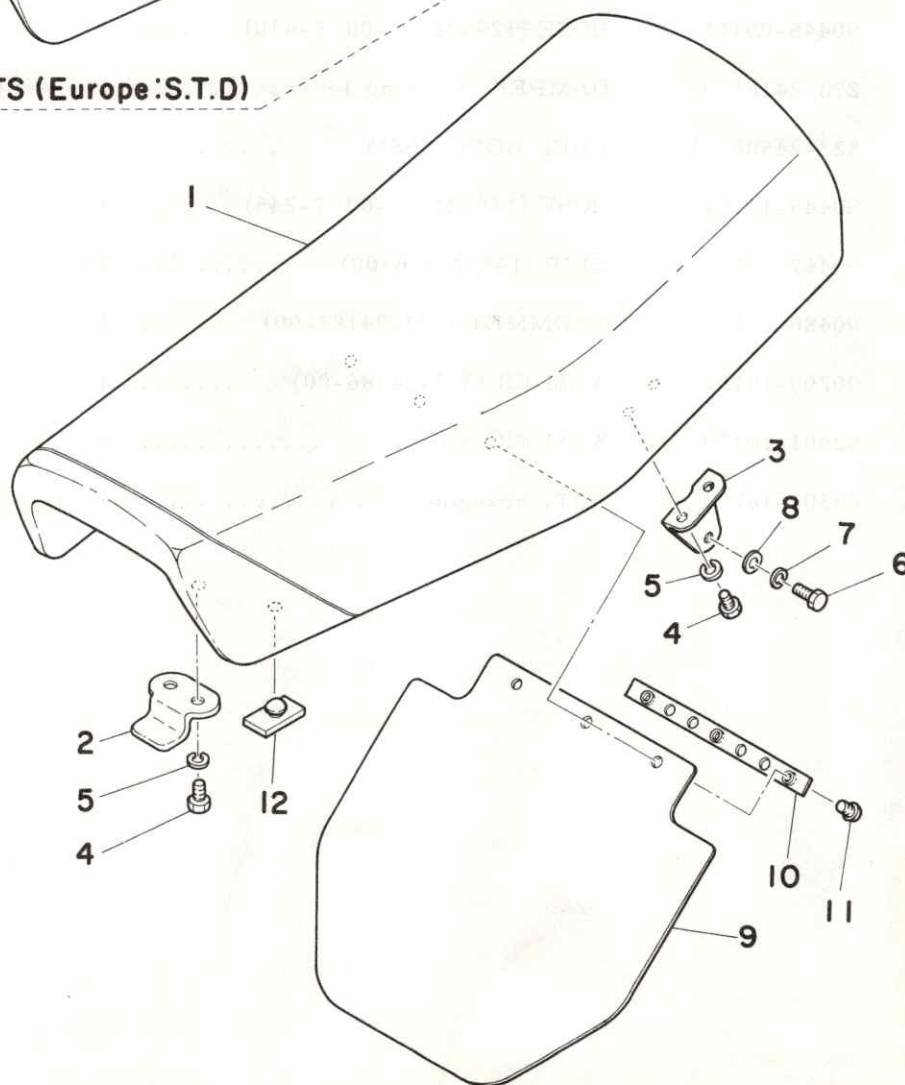
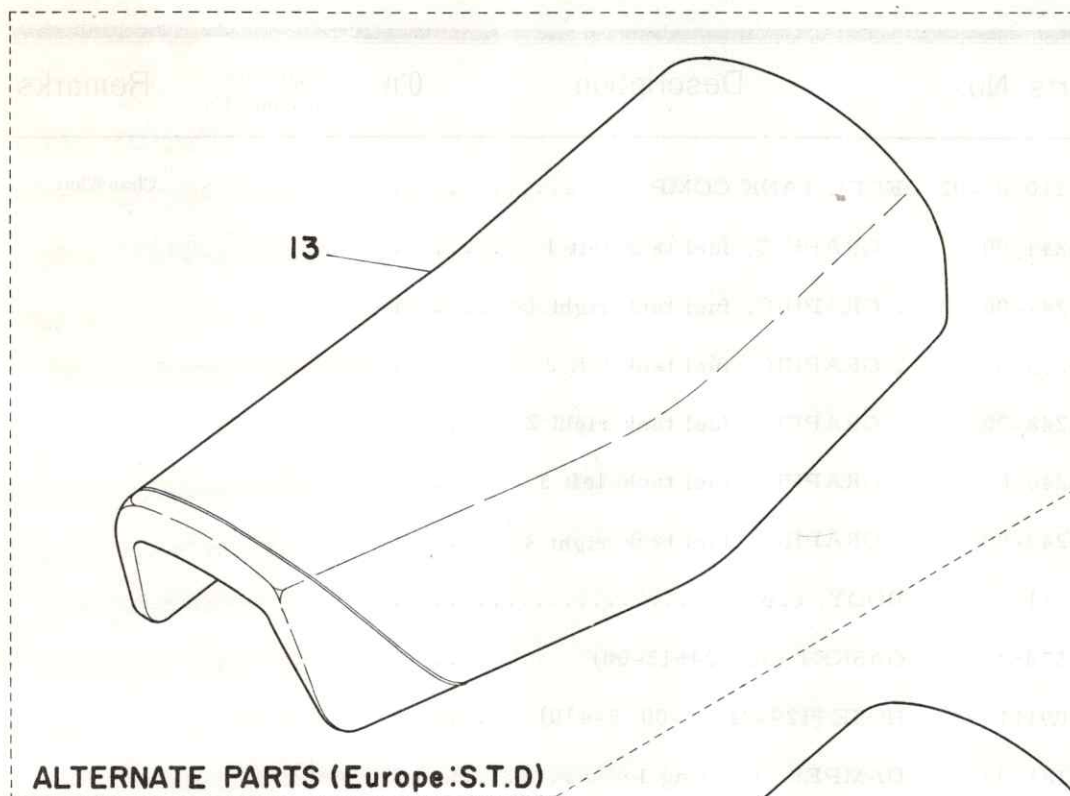


FUEL TANK

Ref. No.	Parts No.	Description	Q'ty	Applicable Machine No.	Remarks
23- 1	509-24110-00-02	FUEL TANK COMP.	1		Clean White
23- 2	510-24244-00	. GRAPHIC, fuel tank left 1	1		
	510-24247-00	. GRAPHIC, fuel tank right 1	1		
23- 3	510-24245-00	. GRAPHIC, fuel tank left 2	1		
	510-24248-00	. GRAPHIC, fuel tank right 2 ...	1		
23- 4	509-24246-00	. GRAPHIC, fuel tank left 3 ...	1		
	509-24249-00	. GRAPHIC, fuel tank right 3 ...	1		
23- 5	322-24611-00	BODY, cap	1		
23- 6	90430-37052	GASKET (322-24612-00)	1		
23- 7	90445-09111	HOSE (129-24311-00 5-430)	1		
23- 8	278-24181-00	DAMPER, locating 1	2		
23- 9	322-24500-01	FUEL COCK ASS'Y	1		
23-10	90445-11151	HOSE (145-24311-00 7-245)	1		
23-11	90467-10008	CLIP (143-24356-00)	2		
23-12	90480-25135	GROMMET (322-24182-00)	1		
23-13	90209-10101	WASHER (322-24186-00)	1		
23-14	92901-10100	WASHER, spring	1		
23-15	95301-10700	NUT, hexagon	1		

WWW.NOSPARTSNOW.COM

Fig. 24 SEAT



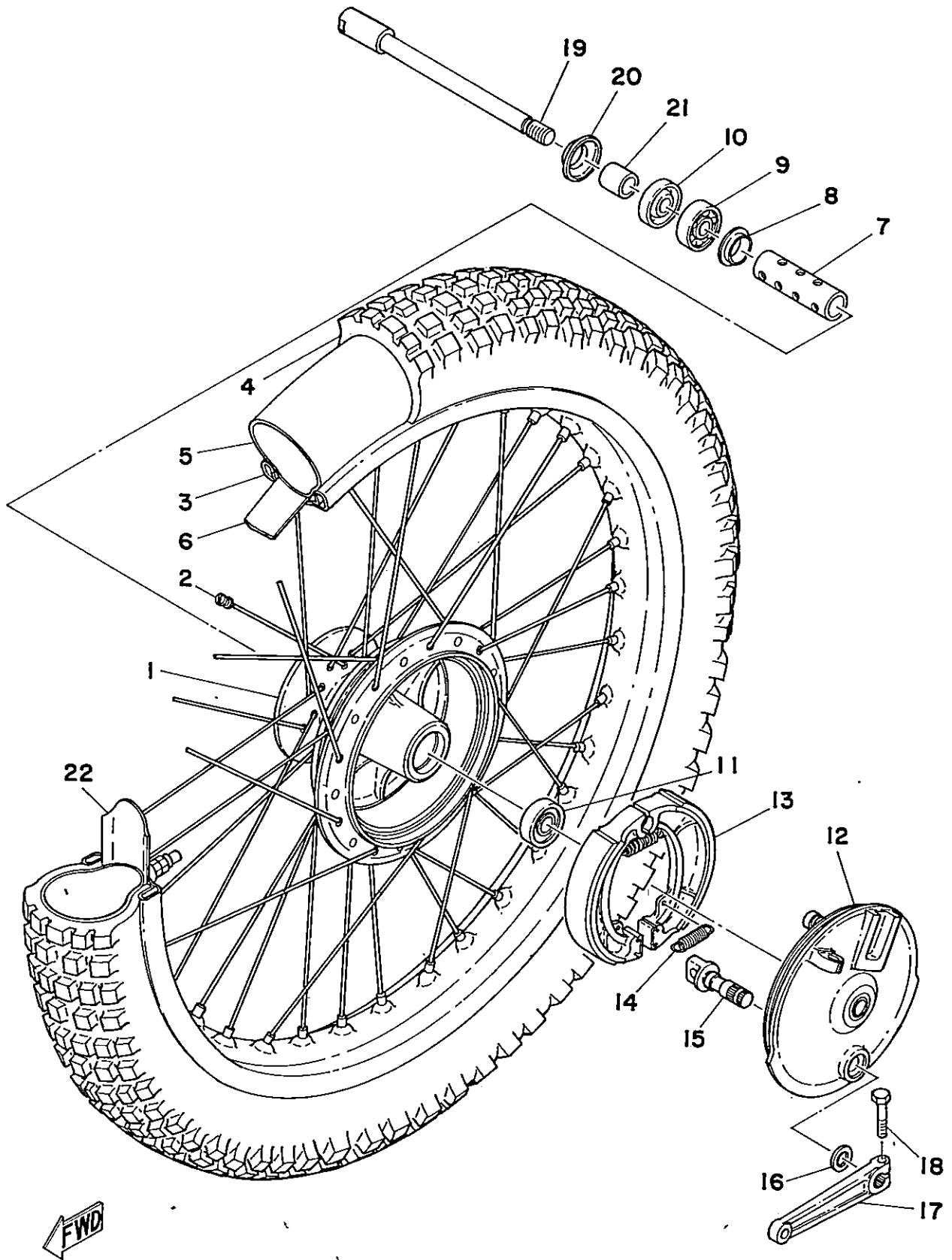
SEAT

Ref. No.	Parts No.	Description	Q'ty	Applicable Machine No.	Remarks
24- 1	509-24770-01	SEMI-DOUBLE SEAT ASS'Y 1		
24- 1-1	509-24771-00	. COVER, semi double seat 1		
24- 2	322-24748-00	BRACKET, front 1		
24- 3	509-24738-00	BRACKET, rear 2		
24- 4	91201-06012	BOLT 6		
24- 5	92901-06100	WASHER, spring 6		
24- 6	97301-06015	BOLT 2		
24- 7	92901-06100	WASHER, spring 2		
24- 8	92901-06600	WASHER, plate 2		
24- 9	483-21621-00	FLAP 1		
24-10	483-21615-00	WASHER, special 1		
24-11	91901-06012	SCREW, bind 3		
24-12	509-24724-00	DAMPER, seat 7		

ALTERNATE PARTS

24-13	509-24770-10	SEMI-DOUBLE SEAT ASS'Y 1		Thicker Seat Europe: STD
-------	--------------	------------------------	---------	--	-----------------------------

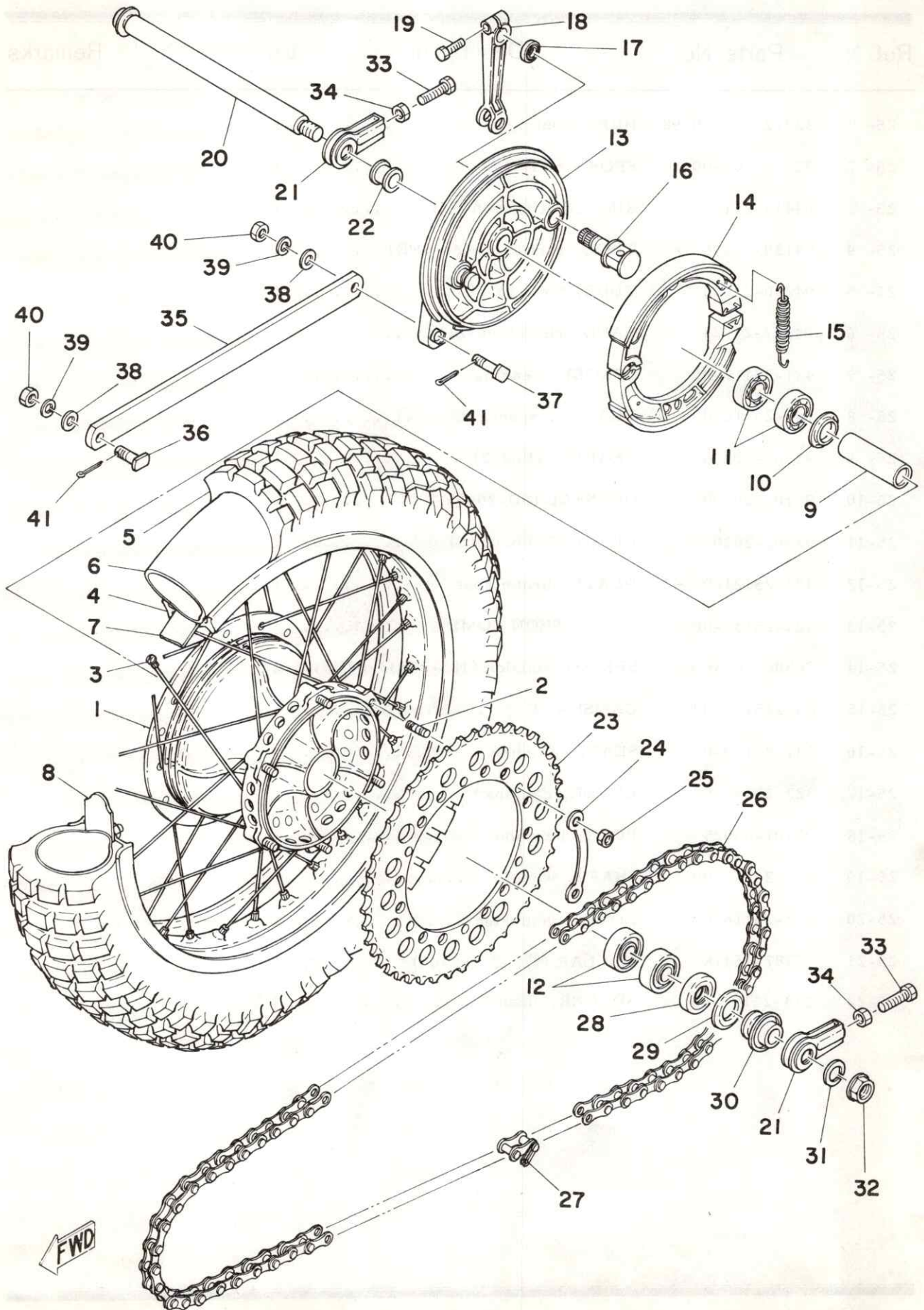
Fig. 25 FRONT WHEEL



FRONT WHEEL

Ref. No.	Parts No.	Description	Q'ty	Applicable Machine No.	Remarks
25- 1	322-25111-00-98	HUB, front	1		
25- 2	322-25104-00	SPOKE SET	1s		
25- 3	94416-21150	RIM, front (1.60A-21)	1		
25- 4	94130-21096	TIRE, front (3.00-21-4PR)	1		
25- 5	94230-21038	TUBE, front (3.00-21)	1		
25- 6	94327-21024	BAND, rim (3.00-21)	1		
25- 7	431-25117-00	SPACER, bearing	1		
25- 8	146-25116-00	FLANGE, spacer 2	1		
25- 9	93306-20205	BEARING (B6202)	1		
25-10	93102-20009	OIL SEAL (SD-20-35-7)	1		
25-11	93306-20203	BEARING (B6202RS)	1		
25-12	483-25121-00-98	PLATE, brake shoe	1		
25-13	322-25130-00	BRAKE SHOE COMP.	2		
25-14	90506-16036	SPRING, tension (183-25333-00) ..	2		
25-15	431-25151-00	CAMSHAFT	1		
25-16	137-25159-00	SEAL, camshaft	1		
25-17	322-25155-00	LEVER, camshaft	1		
25-18	97301-06025	BOLT, hexagon	1		
25-19	431-25181-00	SHAFT, wheel	1		
25-20	322-25118-00	COVER, hub dust	1		
25-21	90387-15418	COLLAR (322-25183-00)	1		
25-22	214-25194-00	SPACER, bead	1		

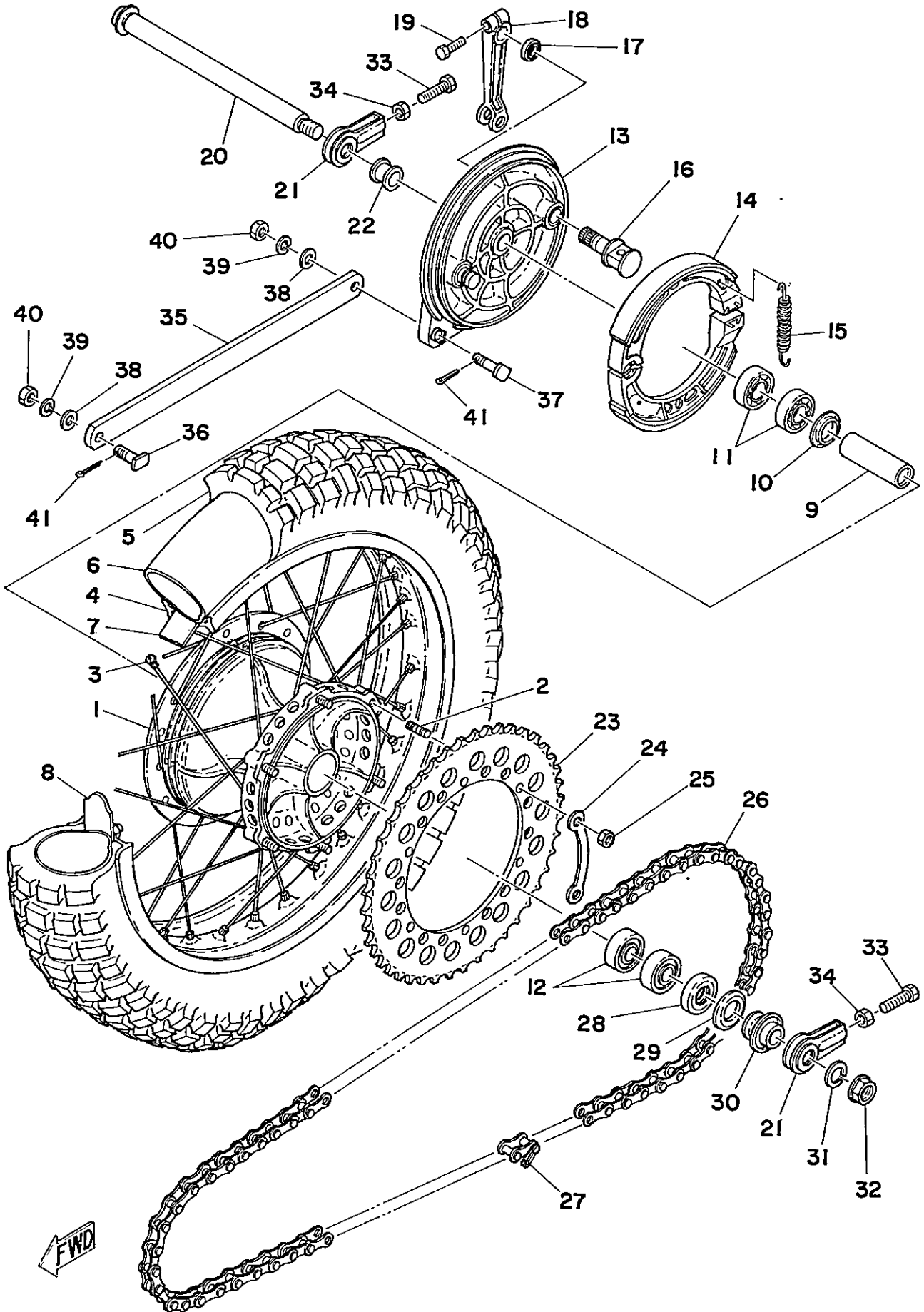
Fig. 26 REAR WHEEL



REAR WHEEL

Ref. No.	Parts No.	Description	Q'ty	Applicable Machine No.	Remarks
26- 1	483-25311-12-98	HUB, rear	1		
26- 2	90116-08218	BOLT, stud	6		
26- 3	431-25304-00	SPOKE SET	1s		
26- 4	94421-18151	RIM, rear (2.15B-18)	1		
26- 5	94146-18109	TIRE, rear (4.60-18-4PR)	1		
26- 6	94246-18040	TUBE, rear (4.60-18)	1		
26- 7	94340-18022	BAND, rim (4.00-18)	1		
26- 8	363-25394-00	SPACER, bead	2		
26- 9	483-25317-00	SPACER, bearing	1		
26-10	483-25315-00	FLANGE, spacer	1		
26-11	93306-20301	BEARING (B6203)	2		
26-12	93306-20309	BEARING (B6203Z)	2		
26-13	483-25321-00-98	PLATE, brake shoe	1		
26-14	431-25330-01	BRAKE SHOE COMP.	2		
26-15	90507-20002	SPRING, tension (246-25333-00) ..	2		
26-16	431-25351-00	CAMSHAFT	1		
26-17	93104-14044	OIL SEAL (SO-14-20-3)	1		
26-18	431-25355-00	LEVER, camshaft	1		
26-19	97301-06025	BOLT, hexagon	1		
26-20	431-25381-00	SHAFT, wheel	1		
26-21	431-25388-00	PULLER, chain	2		
26-22	90387-17215	COLLAR	1		
26-23	431-25448-00	GEAR, sprocket wheel (48T) ...	} U.R 1		Alternate Parts
	431-25450-00	GEAR, sprocket wheel (50T) ...			STD
	431-25452-00	GEAR, sprocket wheel (52T) ...			Alternate Parts
26-24	509-25412-00	WASHER, lock	3		
26-25	90170-08158	NUT	6		
26-26	94515-20106	CHAIN (DK520T 106L)	1		

Fig. 26 REAR WHEEL

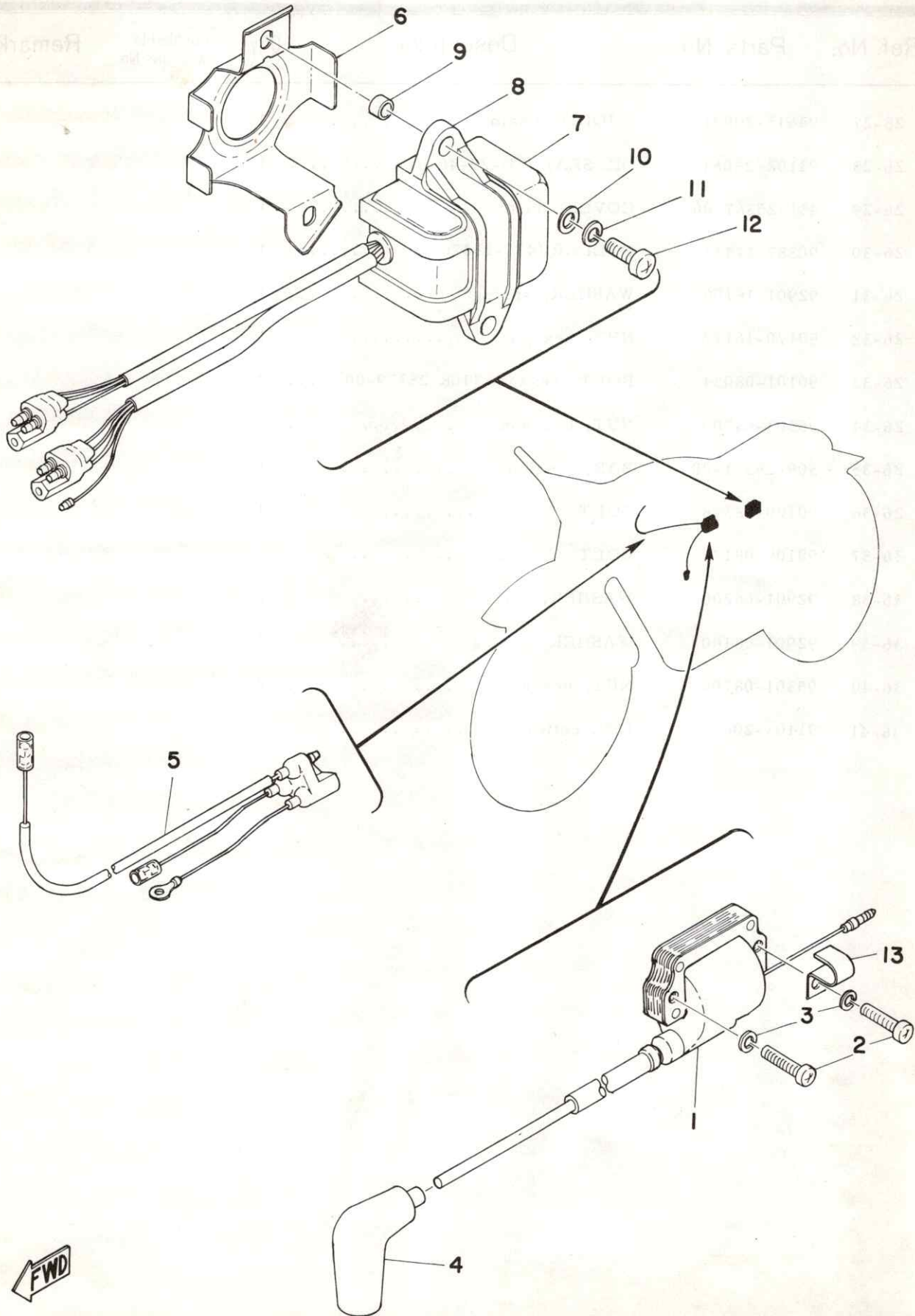


REAR WHEEL

Ref. No.	Parts No.	Description	Q'ty	Applicable Machine No.	Remarks
26-27	94615-20001	. JOINT, chain	1		
26-28	93102-25061	OIL SEAL (SD-25-40-8)	1		
26-29	431-25367-00	COVER, dust	1		
26-30	90387-17431	COLLAR (431-25376-00)	1		
26-31	92901-16100	WASHER, spring	1		
26-32	90170-16177	NUT, hexagon	1		
26-33	90101-08034	BOLT, hexagon (168-25379-00) ...	2		
26-34	95303-08700	NUT, hexagon	2		
26-35	509-25371-00	BAR, tension	1		
26-36	90109-08378	BOLT	1		
36-37	90109-08176	BOLT	1		
36-38	92901-08200	WASHER, plain	2		
36-39	92901-08100	WASHER, spring	2		
36-40	95301-08700	NUT, hexagon	2		
36-41	91403-20020	PIN, cotter	2		

WWW.NOSPARTSNOW.COM

Fig. 27 ELECTRICAL



ELECTRICAL

Ref. No.	Parts No.	Description	Q'ty	Applicable Machine No.	Remarks
27- 1	437-82310-40	IGNITION COIL ASS'Y	1		
27- 2	92501-06025	SCREW, panhead	1		
27- 3	92901-06100	WASHER, spring	2		
27- 4	294-82370-20	PLUG CAP ASS'Y	1		
27- 5	509-85517-01	WIRE, sub lead	1		
27- 6	509-85542-00	BRACKET	1		
27- 7	445-85540-22	C. D. I. UNIT ASS'Y	1		
27- 8	510-85546-00	BAND	1		
27- 9	90387-07260	COLLAR (382-21544-00)	2		
27-10	90201-06052	WASHER, plate (136-22316-00)	2		
27-11	98501-06018	SCREW, panhead	2		
27-12	92901-06100	WASHER, spring	2		
27-13	90462-05005	CLAMP	1		

ELECTRICAL

Relay No.	Parts No.	Description	Qty	Remarks
21	1385-0200	RELAY	1	
22	1385-0200	RELAY	1	
23	1385-0200	RELAY	1	
24	1385-0200	RELAY	1	
25	1385-0200	RELAY	1	
26	1385-0200	RELAY	1	
27	1385-0200	RELAY	1	
28	1385-0200	RELAY	1	
29	1385-0200	RELAY	1	
30	1385-0200	RELAY	1	
31	1385-0200	RELAY	1	
32	1385-0200	RELAY	1	
33	1385-0200	RELAY	1	
34	1385-0200	RELAY	1	
35	1385-0200	RELAY	1	
36	1385-0200	RELAY	1	
37	1385-0200	RELAY	1	
38	1385-0200	RELAY	1	
39	1385-0200	RELAY	1	
40	1385-0200	RELAY	1	

NUMERICAL INDEX



NUMERICAL INDEX



NUMERICAL INDEX

Ref No.	Parts No.	Ref No.	Parts No.	Ref No.	Parts No.
20-30	122-23119-01	4-19	214-16119-00	19- 5	322-21541-00
20-31	122-23129-00	6-23	214-17211-60	15-20	322-21787-00
21- 6	122-23411-00	8- 3	214-18131-00	16-12	322-22153-00-33
21- 4	122-23412-00	20-15	214-23114-00	16-17	322-22178-00
21- 7	122-23416-00	20- 4	214-23146-00	20-17	322-23341-00
12-36	127-14134-00	20- 5	214-23156-00	20-19	322-23356-00
12-32	127-14161-00	25-22	214-25194-00	20-20	322-23357-00
12- 8	127-14186-00	18- 1	214-27311-01-33	20-35	322-23395-00
8-16	132-18113-01	22- 0-1	214-82910-03	20-32	322-23485-00
12-34	137-14133-00	22- 4	214-82911-01	23- 9	322-24500-01
12- 3	137-14143-68	22- 5	214-83912-01	23- 5	322-24611-00
12- 3	137-14143-70	22- 7	214-83913-00	24- 2	322-24748-00
12- 3	137-14143-72	22-13	214-83913-00	25- 2	322-25104-00
7-11	137-15353-00	22- 0-2	233-82920-03	25- 1	322-25111-00-98
25-16	137-25159-00	22-10	233-82911-31	25-20	322-25118-00
25- 8	146-25116-00	22-11	233-83922-31	25-13	322-25130-00
12-35	152-14123-00	12-20	239-14116-16	25-17	322-25155-00
9- 2	156-15618-01	12-13	239-14117-00	2- 7	328-15316-00
6-27	156-17429-00	12- 4	239-14195-00	20-12	341-23118-50
21- 1	156-23411-00	13- 2	248-14613-00	22-33	341-26397-01
21- 3	156-23412-00	13- 7	248-14613-00	7- 9	353-18547-00
22-29	156-26347-00	4-10	275-11633-00	5-15	360-16154-00
12-21	164-14137-00	4- 4	275-11681-00	5- 4	360-16325-00
21-19	164-23462-00	10-13	275-12278-00	7- 5	360-18141-01
6-12	168-17428-01-03	8-14	278-12127-00	1-13	363-11161-00
6-28	168-17428-01-03	20-28	278-23129-50	10- 3	363-11198-00
6-12	168-17428-01-05	20-11	278-23142-50	10- 6	363-12273-00
6-28	168-17428-01-05	20- 3	278-23145-51	10- 5	363-12279-01
5-13	170-16164-00	20-29	278-23181-50	10- 1	363-12281-01
5- 9	174-16356-00	23- 8	278-24181-00	10- 8	363-12282-00
12- 1	193-14142-60	13-28	278-27114-00	10- 4	363-12283-01
12-33	204-14122-00	20-16	291-23111-60	11-26	363-13613-00
1-12	214-11198-01	20-13	292-23144-00	11-27	363-13616-00
2-14	214-11198-01	27- 4	294-82370-20	12-14	363-14115-00
12- 9	214-14118-00	12-43	310-14196-00	12-27	363-14126-00
12- 6	214-14185-00	12-42	310-14197-00	12-26	363-14131-00
13- 6	214-14612-00	12-15	313-14146-00	12-28	363-14137-00
13- 5	214-14623-00	21- 9	321-23435-00-98	12-11	363-14184-00

NUMERICAL INDEX

Ref No.	Parts No.	Ref No.	Parts No.	Ref No.	Parts No.
12- 7	363-14187-00	25-19	431-25181-00	14- 6	445-85580-21
12- 5	363-14190-35	26- 3	431-25304-00	6- 8	450-17121-00
13-10	363-14685-00	26-14	431-25330-01	6- 7	450-17151-00
3- 4	363-15451-00	26-16	431-25351-00	19- 1	453-21511-00
9-13	363-15641-00	26-18	431-25355-00	13-15	483-14771-00
9-27	363-15656-00	26-29	431-25367-00	13-20	483-14781-00
9-28	363-15659-00	26-20	431-25381-00	19-18	483-21551-00
9-15	363-15671-01	26-21	431-25388-00	19-17	483-21511-10
9-24	363-15674-00	26-23	431-25448-00	19- 8	483-21611-00
9-17	363-15676-00	26-23	431-25450-00	24-10	483-21615-00
9-25	363-15686-00	26-23	431-25452-00	24- 9	483-21621-00
5- 3	363-16321-00	22-20	431-26243-00	16- 1	483-22110-04-33
5-25	363-16344-00	22-16	431-26281-01	16- 7	483-22124-00
8- 7	363-18125-00	22-17	431-26282-01	16-22	483-22128-00
7-13	363-18511-00	18-10	431-27411-01	16- 3	483-22129-00
7-18	363-18531-00	18-11	431-27421-01	17-42	483-22214-00
7-15	363-18535-00	12-38	432-14138-00	17- 2	483-22411-01
19- 7	363-21515-00	12-37	432-14171-00	17- 3	483-22412-00
26- 8	363-25394-00	12-41	432-14173-00	17- 4	483-22413-01
22-25	363-26335-03	12-40	432-14174-00	17- 7	483-22419-01
3- 6	364-15461-01	2-15	434-15118-00	17-22	483-22431-00
9-21	364-15668-00	9-23	434-15668-00	17-39	483-22472-01
5-23	364-16343-00	5-18	434-16382-01	17-35	483-22473-00
7-14	364-18511-00	8- 9	434-18121-00	17-33	483-22483-02
22-26	382-26372-01	7-19	434-18122-00	17-46	483-22492-01
22-28	382-26372-01	7- 1	434-18541-02	20- 1	483-23126-00
21-16	401-23441-00-98	7- 3	434-18561-00	20- 2	483-23136-00
1-14	427-11161-00	20-25	434-23319-00	21-20	483-23318-00
11-30	431-13556-00	21-15	434-23319-00	20-18	483-23345-00-98
11-25	431-13610-01	27- 1	437-82310-40	15-25	483-24181-01
6-34	431-17461-30	22-34	437-83936-00	25-12	483-25121-00-98
6-34	431-17461-40	2- 8	438-15317-00	26- 1	483-25311-12-98
6-34	431-17461-50	6-22	438-17241-00	26-10	483-25315-00
16- 2	431-22141-00	14- 5	445-81318-20	26- 9	483-25317-00
16- 9	431-22151-01	14-11	445-81328-20	26-13	483-25321-00-98
20-33	431-23486-02	14- 2	445-85512-20	22- 1	483-26111-00
25- 7	431-25117-00	14-13	445-85528-20	22-27	483-26341-01
25-15	431-25151-00	27- 7	445-85540-22	18-20	483-27231-00

NUMERICAL INDEX

Ref No.	Parts No.	Ref No.	Parts No.	Ref No.	Parts No.
18- 6	483-27412-00	11- 6	509-14422-01	26-24	509-25412-00
18- 7	483-27422-00	11- 2	509-14428-00	22- 2	509-26241-00
22- 3	483-83976-00	11- 3	509-14451-02	22-19	509-26242-00
3- 9	498-15363-00	11-10	509-14457-00	18-16	509-27211-01
2-11	498-15371-00	11- 4	509-14461-02	15-27	509-28100-10
3- 1	498-15411-00	15-26	509-14747-00	27- 5	509-85517-01
3- 2	498-15421-00	6-29	509-15381-00	27- 6	509-85542-00
9- 1	498-15611-00-93	6-14	509-15383-00	1- 1	510-11111-00
9- 3	498-15621-00-91	3- 5	509-15431-00	1- 3	510-11311-00
6-37	498-15651-02	6- 2	509-17141-00	4- 0-1	510-11400-00
9-10	498-15661-00	15- 1	509-21110-02-33	4- 8	510-11601-01
9-22	498-15664-00-33	15-11	509-21471-00-33	4- 8	510-11601-11
5-14	498-16181-00	15-14	509-21711-01	4- 8	510-11601-21
5- 5	498-16351-00	15-15	509-21721-01	4- 8	510-11601-31
5-17	498-16356-00	15-21	509-22147-00-33	4- 8	510-11601-41
5- 2	498-16371-00	17- 1	509-22210-01	4- 0-2	510-11630-00
5-26	498-16389-00	17- 1	509-22210-70	4- 0-2	510-11630-10
6-18	498-17251-00	17-44	509-22213-01	4- 0-2	510-11630-20
6-16	498-17421-01	17- 0-2	509-22405-00	4- 0-2	510-11630-30
7-21	498-18151-00	17- 0-1	509-22406-00	4- 0-2	510-11630-40
6-17	499-17221-00	17-19	509-22471-00	4- 7	510-11631-02-96
6-19	499-17231-00	17-40	509-22481-00	4- 7	510-11631-02-97
6- 1	499-17411-00	17-31	509-22482-01	4- 7	510-11635-02
1- 2	500-11181-00	17-51	509-22482-70	4- 7	510-11636-02
1- 4	500-11351-00	20- 0-1	509-23101-60	4- 7	510-11637-02
4- 1	500-11412-00	20-10	509-23124-01	4- 7	510-11638-02
4- 2	500-11422-00	20- 9	509-23141-01	4- 3	510-11651-00
4-18	500-16111-00	20- 8	509-23170-01	10-14	510-12292-00
5- 1	500-16150-00	20- 7	509-23171-00	11-22	510-13555-01
14- 1	500-85550-20	23- 1	509-24110-00-02	12- 0-1	510-14101-00
12-39	509-14135-00	23- 4	509-24246-00	12-19	510-14112-30
12-25	509-14136-00	23- 4	509-24249-00	12-18	510-14141-44
12- 2	509-14145-00	24-12	509-24724-00	12-10	510-14146-00
12-31	509-14155-00	24- 3	509-24738-00	12-29	510-14158-00-33
12-30	509-14198-00	24- 1	509-24770-01	12-12	510-14181-00-33
12-22	509-14274-00	24-13	509-24770-10	11-20	510-14453-00
11- 1	509-14411-01	24- 1-1	509-24771-00	13- 1	510-14611-00
11- 5	509-14412-02	26-35	509-25371-00	13- 3	510-14711-00

NUMERICAL INDEX

Ref No.	Parts No.	Ref No.	Parts No.	Ref No.	Parts No.
13-13	510-14753-01	16-11	90170-16111	16- 8	90201-22284
2- 1	510-15111-00	26-32	90170-16177	6- 3	90201-25287
2- 2	510-15121-00	5-10	90170-18089	9-12	90201-25287
5- 0-1	510-16301-00	18-27	90179-06006	15-18	90202-07048
6- 5	510-17131-00	22-23	90179-08188	17-41	90202-22091
8- 1	510-18111-00-91	1-10	90179-10072	15- 2	90209-08050
23- 2	510-24244-00	17-47	90179-16189	23-13	90209-10101
23- 3	510-24245-00	6-36	90179-18020	21-10	90209-14022
23- 2	510-24247-00	4-20	90179-18172	17-49	90209-14059
23- 3	510-24248-00	21- 8	90179-25033	6- 6	90209-22082
22-21	510-26311-00	17-11	90179-44068	6-20	90209-22082
22-22	510-26329-00	15- 4	90185-08054	4- 6	90209-25085
14- 0-1	510-85500-20	15-10	90185-10035	8-12	90215-06016
14- 9	510-85515-00	27-10	90201-06052	8-15	90215-08015
27- 8	510-85546-00	5- 7	90201-06058	6-35	90215-21022
26-33	90101-08034	11- 9	90201-06067	10- 9	90240-03003
18- 2	90102-10006	11-14	90201-06067	5-27	90240-06005
15- 5	90105-08025	19- 4	90201-06067	18-22	90240-06040
15- 6	90105-08026	19-11	90201-06067	22-30	90240-08012
15- 7	90105-10051	15-17	90201-06339	18-26	90249-12069
26-37	90109-08176	20-26	90201-08083	7-17	90250-08017
16-23	90109-08300	21-13	90201-08083	4-21	90280-05014
13-12	90109-08304	22-31	90201-08083	4-22	90282-07019
26-36	90109-08378	1- 6	90201-08100	3-11	90338-09012
18-15	90109-10174	16-26	90201-08439	7-19	90338-10063
21-11	90109-14235	18-12	90201-10123	2-17	90338-20023
7-12	90109-14390	15- 8	90201-10124	7- 7	90338-32031
1- 5	90116-08104	1- 9	90201-11155	1-11	90340-14022
26- 2	90116-08218	17-30	90201-12525	2-13	90340-14034
1- 8	90116-10087	4-14	90201-12535	17- 8	90382-12019
20-27	90119-08011	8- 5	90201-14220	19-10	90387-06216
22-24	90123-08046	9- 7	90201-15234	19- 6	90387-06388
8-10	90149-06017	18-18	90201-15340	27- 9	90387-07260
5- 8	90153-06010	6-38	90201-17255	11-13	90387-07391
26-25	90170-08158	5-20	90201-17327	17- 9	90387-12493
20-23	90170-08180	6- 9	90201-20266	17-48	90387-14274
4-15	90170-12181	6-24	90201-20278	25-21	90387-15418
17-50	90170-14147	9-19	90201-20278	17-45	90387-16477

NUMERICAL INDEX

Ref No.	Parts No.	Ref No.	Parts No.	Ref No.	Parts No.
26-22	90387-17215	7-20	90508-08008	6-30	92701-06015
26-30	90387-17431	10- 7	90508-10010	22- 8	92801-06200
6-33	90387-25193	5-19	90508-12131	22-14	92801-06200
5-24	90430-12036	18- 8	90508-26226	11-29	92901-03100
23- 6	90430-37052	18- 9	90508-26227	12-23	92901-03100
2-12	90445-07177	9-20	90508-32060	14- 8	92901-04100
23- 7	90445-09111	8- 8	90508-32265	19-20	92901-04600
23-10	90445-11151	16-18	90560-06003	12-16	92901-05100
13-14	90460-35076	17-32	90560-18143	14- 4	92901-05100
11-21	90460-51059	8- 2	91101-06020	11- 8	92901-06100
20-14	90460-54061	11-23	91101-06020	11-15	92901-06100
11-18	90460-66067	24- 4	91201-06012	11-24	92901-06100
11-19	90460-71017	13-21	91201-06018	13- 9	92901-06100
27-13	90462-05005	13- 8	91201-06020	13-22	92901-06100
2-10	90465-20035	11-16	91201-06025	14-15	92901-06100
23-11	90467-10008	9-26	91210-06015	15-13	92901-06100
11-11	90467-15012	3- 3	91316-06030	15-23	92901-06100
15-19	90480-12053	3- 7	91316-06030	16-15	92901-06100
19- 9	90480-14052	2- 4	91316-06060	19- 3	92901-06100
11-12	90480-14102	2- 5	91316-06075	19-12	92901-06100
11-17	90480-18171	2- 6	91316-06100	19-16	92901-06100
23-12	90480-25135	5-28	91401-10010	21-22	92901-06100
7-10	90501-10062	10-10	91401-16010	22- 9	92901-06100
18-25	90501-10245	10-12	91401-16010	22-15	92901-06100
9- 6	90501-12081	18-24	91401-20012	24- 5	92901-06100
9-16	90501-23143	22-32	91401-20012	24- 7	92901-06100
5- 6	90501-23142	18-13	91401-20015	27- 3	92901-06100
17-21	90501-29327	18- 4	91401-20025	27-12	92901-06100
17-43	90501-80239	26-41	91403-20020	14-16	92901-06200
17-43	90501-80240	2- 3	91810-05016	16-20	92901-06200
17-43	90501-80320	3- 8	91810-05016	16-21	92901-06200
13-27	90506-14129	17- 5	91901-06008	18-23	92901-06200
25-14	90506-16036	24-11	91901-06012	21-23	92901-06200
13- 4	90506-18068	15-16	91901-06018	24- 8	92901-06200
18-21	90506-20128	14-14	92501-06018	15-24	92901-06600
26-15	90507-20002	27- 2	92501-06025	16-20	92901-06600
13-11	90507-20012	2-16	92501-08012	16-21	92901-06600
18- 5	90507-29004	6-15	92701-06015	18-23	92901-06600
				21-23	92901-06600

NUMERICAL INDEX

Ref No.	Parts No.	Ref No.	Parts No.	Ref No.	Parts No.
24- 8	92901-06600	17-23	93210-31266	5-16	93511-32027
13-18	92901-08100	17-10	93210-42263	7- 8	93604-08071
13-25	92901-08100	20-34	93210-99184	7- 2	93604-18100
15- 3	92901-08100	25-11	93306-20203	18-30	93700-06001
16-25	92901-08100	25- 9	93306-20205	25- 4	94130-21096
20-24	92901-08100	26-12	93306-20303	26- 5	94146-18109
21-18	92901-08100	26-11	93306-20309	25- 5	94230-21038
26-39	92901-08100	6-13	93306-20515	26- 6	94246-18040
13-19	92901-08200	6-31	93306-30512	25- 6	94327-21024
13-24	92901-08200	4-12	93306-30614	26- 7	94340-18022
26-38	92901-08200	4- 9	93310-21874	25- 3	94416-21150
15- 9	92901-10100	4- 5	93310-42541	26- 4	94421-18151
20-21	92901-10100	6-11	93311-42012	26-26	94515-20106
23-14	92901-10100	6-26	93313-32008	26-27	94615-20001
16-10	92901-16100	5-22	93315-11720	1-15	94701-00074
26-31	92901-16100	16- 5	93317-22208	19-21	95301-04600
5-11	92901-18100	16- 4	93342-22205	11- 7	95301-06600
5-12	92901-18200	6-39	93410-17008	18-29	95301-06700
5-21	93102-17004	6-10	93410-19015	1- 7	95301-08600
25-10	93102-20009	6-25	93410-19015	13-26	95301-08600
17-38	93102-22141	9-18	93410-19015	16-24	95301-08600
26-28	93102-25061	7- 6	93410-30012	26-40	95301-08700
6-32	93102-35054	7-22	93430-07012	23-15	95301-10700
4-13	93103-30092	9-29	93430-07020	17-20	95301-12700
4-16	93103-40091	7-16	93430-08006	18- 3	95302-10900
26-17	93104-14044	8-13	93430-10016	26-34	95303-08700
18-17	93104-15005	9- 8	93430-10016	16-16	95601-06100
17-37	93104-22052	8- 4	93430-12009	19-14	95601-06100
16- 6	93108-35004	18-19	93430-12009	21-14	95601-08100
8- 6	93109-14005	6- 4	93440-25019	15-12	97301-06012
9- 9	93109-20014	6-21	93440-25019	15-22	97301-06012
10- 2	93210-05215	9-14	93440-25019	16-13	97301-06012
17- 6	93210-06001	9-11	93440-25027	21-21	97301-06014
2- 9	93210-11073	4-11	93450-20026	19-15	97301-06015
3-10	93210-19123	20- 7	93450-30029	24- 6	97301-06015
17-36	93210-22265	21- 2	93501-04011	19-13	97301-06020
4-17	93210-29282	21- 5	93503-16010	18-28	97301-06025
17-34	93210-31264	9- 5	93507-32009	25-18	97301-06025

NUMERICAL INDEX

Ref No.	Parts No.	Ref No.	Parts No.	Ref No.	Parts No.
26-19	97301-06025				
19- 2	97301-06030				
16-19	97301-06040				
16-14	97301-06055				
13-16	97301-08018				
13-23	97301-08018				
18-14	97301-08025				
13-17	97301-08035				
20-22	97301-08055				
22- 6	97303-06020				
22-12	97303-06020				
9- 4	97311-08030				
21-12	97313-08055				
21-17	97323-08035				
12-24	98401-03007				
11-28	98501-03008				
14-12	98501-04006				
14-10	98501-04008				
12-17	98501-05016				
14- 3	98501-05035				
27-11	98501-06018				
14- 7	98503-04015				
22-18	98503-05018				
7- 4	98701-05012				
19-19	98801-04012				
10-11	98801-05300				
8-11	98801-06200				

NUMERICAL INDEX

Page No.	Index No.	Page No.
1	1	1
2	2	2
3	3	3
4	4	4
5	5	5
6	6	6
7	7	7
8	8	8
9	9	9
10	10	10
11	11	11
12	12	12
13	13	13
14	14	14
15	15	15
16	16	16
17	17	17
18	18	18
19	19	19
20	20	20
21	21	21
22	22	22
23	23	23
24	24	24
25	25	25
26	26	26
27	27	27
28	28	28
29	29	29
30	30	30
31	31	31
32	32	32
33	33	33
34	34	34
35	35	35
36	36	36
37	37	37
38	38	38
39	39	39
40	40	40
41	41	41
42	42	42
43	43	43
44	44	44
45	45	45
46	46	46
47	47	47
48	48	48
49	49	49
50	50	50
51	51	51
52	52	52
53	53	53
54	54	54
55	55	55
56	56	56
57	57	57
58	58	58
59	59	59
60	60	60
61	61	61
62	62	62
63	63	63
64	64	64
65	65	65
66	66	66
67	67	67
68	68	68
69	69	69
70	70	70
71	71	71
72	72	72
73	73	73
74	74	74
75	75	75
76	76	76
77	77	77
78	78	78
79	79	79
80	80	80
81	81	81
82	82	82
83	83	83
84	84	84
85	85	85
86	86	86
87	87	87
88	88	88
89	89	89
90	90	90
91	91	91
92	92	92
93	93	93
94	94	94
95	95	95
96	96	96
97	97	97
98	98	98
99	99	99
100	100	100