


YAMAHA 50 MINI- ENDURO FT1-J

Fachgeschäft für Zweirad-Fahrzeuge
Reparaturwerkstatt

Ulrich Siedler
www.legends-yamaha-enduros.com
50510 Garz-Urbach, Frankfurter Str. 504




**YAMAHA 50
MINI-ENDURO**

FT1-J

It's a better machine



SPECIFICATIONS

PERFORMANCE

Max. speed range 70 km/h (44 mph)
Climbing ability 20 degrees
Min. turning radius 1,500 mm (59.1 in.)
Min. braking distance 7.5 m @ 35 km/h (24.6 ft. @ 22 mph)

ENGINE

Type 2-stroke, Rotary valve, Single
Displacement 49 cc (2.99 cu. in.)
Bore & Stroke 40 x 39.7 mm (1.575 x 1.563 in.)
Compression ratio 7.1 : 1
Max. horsepower 4.0 hp @ 7,500 rpm
Max. torque 0.45 kg-m (3.25 ft.-lb.) @ 5,000 rpm
Lubrication system Autolube

Starting system Primary kick starter
Transmission 4-speed gearbox

DIMENSIONS

Overall length 1,585 mm (62.4 in.)
Overall width 700 mm (27.6 in.)
Overall height 930 mm (36.6 in.)
Wheelbase 1,055 mm (41.5 in.)
Min. ground clearance 160 mm (6.3 in.)

WEIGHT (Net)

59 kg (130 lbs.)

FUEL TANK CAPACITY

4.3 lit. (1.1 US qt.)

OIL TANK CAPACITY

1.0 lit. (1.1 US qt.)

TIRES

front 2.50-15-4 PR
rear 2.50-15-4 PR

* Specifications subject to change without notice.



www.legends-yamaha-enduros.com

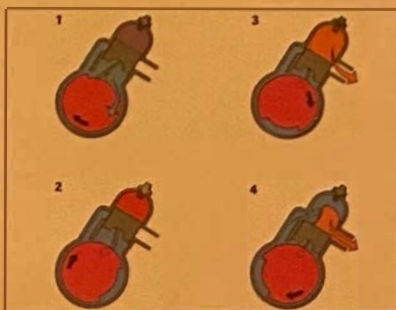
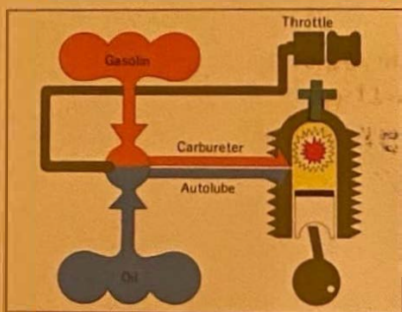
Competition Yellow

YAMAHA MINI-ENDURO 50 FT1-J

The family fun machines.....

YAMAHA technicians and engineers are constantly working for your pleasure and the FT1-J is a good example of the results of these efforts. These machines are designed for durability, safety and ease of operation so that anyone can ride...the ideal beginning bike. The FT1-J is literally packed with features, such

as Autolube which ends the need for manually mixing the gas and oil, a super-smooth 4-speed transmission that is the best for city traffic, and the rotary-valve, 2-stroke engine which means economical power. A new world of motorcycle fun and sports await you and your family at your local YAMAHA dealer.



No pre-mixing of oil and gas is necessary. Both the gasoline and the oil are separately sent to the engine where they are regulated automatically and with extreme accuracy to supply exactly the correct mixture. Features: *No gasoline/oil mixing *Engine oil stays clean *No engine overheating...engine stays clean *No smoke and no carbon *Less engine trouble and longer service *No troublesome engine adjustment...maintenance costs are lower *Smooth starts and fast acceleration.

Because motorcycle engines run at thousands of revolutions per minute, and because the engine receives fresh fuel and discharges the exhaust of consumed fuel, its efficiency is dependent upon both of these operations being performed precisely and at the exact moment. The Yamaha Rotary Valve engine is engineered to do exactly that...with superior starting power and completely stable operation from the lowest speeds up to the highest.

FEATURES

The compact FT1-J is powered by a 49cc, rotary valve, 2-stroke engine, considered to be the most advanced design in its class. This engine is characterized by its quick response, efficient operation, and ample power for acceleration and cruising. Power and durability for your pleasure from YAMAHA.

Autolube, the unique innovation from YAMAHA ends the need for manually mixing the gas and oil. The Autolube system accurately monitors the engine operation and supplies exactly the right amount for all conditions. This system aids efficient operation and increases engine life.

The transmission has a positive 1-down and 3-up action that never leaves you groping for the right gear. It's designed for the widest range possible for hill climbing to cruising down the open road with plenty of power in reserve. No special ability is required to ride a YAMAHA.



www.regends-yamaha-enduros.com



The large, dust- and waterproof front brake is fade-free for positive stopping action in any kind of weather or on any type riding surface. The brake responds instantly to the brake lever to bring you to a smooth, controlled stop without grabbing or failing.

The rear brake is extra large so the maximum contact area is available when you press the brake lever. It's designed to be dust- and waterproof, and will not fade even during the most trying conditions. Your riding safety is assured with positive stopping action.

The front forks are engineered to withstand severe shocks from the roughest road or trail while maintaining perfect stability. The road flows smoothly beneath the bike to give you the most comfortable ride of any motorcycle. At YAMAHA, your comfort and safety are major concerns.

A large, bright headlight is mounted up front for better vision of the road ahead and you can be assured of being seen for safer nighttime riding.



YAMAHA

SINCE 1887

YAMAHA MOTOR CO., LTD.
1280 NAKAJO HAMAKITA JAPAN

Printed in Japan