



# YAMAHA

## PARTS LIST

MODEL DT250A  
MODEL DT360A

[www.legends-yamaha-enduros.com](http://www.legends-yamaha-enduros.com)

### NOTICE

ALL PART NUMBERS CONTAINED IN THIS LIST ARE COMPRISED OF TEN DIGITS. PLEASE ADD TWO ZEROS TO EACH PART NUMBER REQUIRED TO MAKE THE TEN DIGITS INTO THE NEW PART NUMBERS.

MOTOR CO., LTD.

# YAMAHA

## PARTS LIST

MODEL DT250A

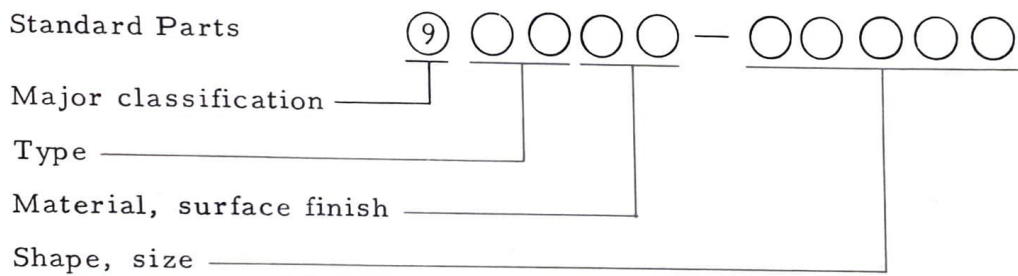
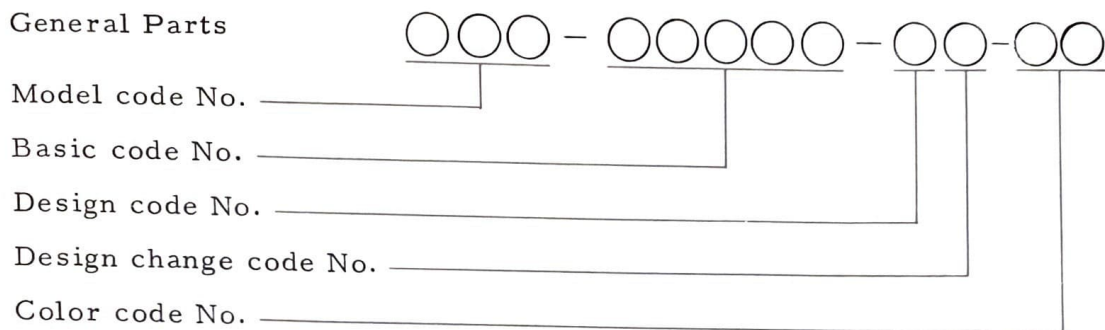
MODEL DT360A

# FOREWORD

This Parts List relates to the parts in use for the Yamaha DT250A, DT360A. When you are ordering replacement parts for the DT250A, DT360A refer to this Parts List and quote both part numbers and part names correctly.

1. Structure of Part No.

Yamaha parts are divided largely into two categories; general parts and standard parts, and each part No. has the following structure:



Note: Every standard No. begins with 9.

2. How to Use this Parts List

(1) Except for steel balls (whose size is indicated in inches), the size of all parts is indicated in millimeters in the following manner.

- Pipe (rubber or vinyl) .... Inside diameter - length
- O-ring ..... Section area - inside diameter
- Washer, shim, collar ..... Inside diameter - outside diameter - thickness (length)

(2) Parts, which are to be supplied in the form of assemblies, are listed with an indention of one letter's space, and a dot (.) is put

against the name of each part. If any two different assemblies (e.g., right and left side components) consist of almost the same type components, these two assemblies are listed in two lines, and then the names of component parts are listed in the subsequent lines with an indentation as mentioned earlier. The quantity of parts is given in the following manner; that is, in the case of parts being the same in type between the right and left, a total quantity of parts is given. On the other hand, if the right and left side parts are different in type, the quantity of part(s) on each side is given.

Example

Description	Q'ty
CARBURETOR ASS'Y, left	1
CARBURETOR ASS'Y, right	1
. JET, pilot	2
. NOZZLE, main	2
⋮	
. LEVER, starter, left	1
. LEVER, starter, right	1

(3) Key to Symbols

U. R. ....	Use size (thickness) and/or number as required
T .....	Number of teeth in a gear
V .....	Voltage for light bulbs
S .....	"S" type oil seal or "S" type circlip
SD .....	"SD" type oil seal
SO .....	"SO" type oil seal
SW .....	"SW" type oil seal
E .....	"E" type circlip
R .....	"R" type circlip
F/No. ....	Frame No. (Applicable machine No.)

- (4) The right and left in relation to parts are determined on the basis of the rider facing toward the front.
- (5) This Parts List is based on the model in the production line on Jul., 10, 1973. Accordingly, if any modifications which have been made to parts will be announced in the Yamaha Parts News. It is advisable that according to the Yamaha Parts News, You will make necessary corrections to the Parts List on hand to keep it up-to dated.

# CONTENTS

## ENGINE

Fig. 1	Cylinder Head · Cylinder .....	1
Fig. 2	Crankcase .....	3
Fig. 3	Crankcase Cover .....	5
Fig. 4	Crank · Piston .....	7
Fig. 5	Clutch .....	13
Fig. 6	Transmission .....	17
Fig. 7	Shifter 1 .....	21
Fig. 8	Shifter 2 .....	23
Fig. 9	Kick Starter .....	25
Fig. 10	Tachometer Gear .....	29
Fig. 11	Decompression Valve (DT360A) .....	31
Fig. 12	Intake .....	33
Fig. 13	Carburetor .....	35
Fig. 14	Exhaust .....	39
Fig. 15	Oil Pump .....	43
Fig. 16	Flywheel Magneto (DT250A) .....	47
Fig. 17	C. D. I Magneto (DT360A) .....	49

## CHASSIS



Fig. 18	Frame · Side Cover .....	53
Fig. 19	Rear Arm · Rear Cushion · Chain Case .....	57
Fig. 20	Stand · Footrest · Brake Pedal .....	59
Fig. 21	Front Fender · Rear Fender .....	61
Fig. 22	Front Fork .....	63
Fig. 23	Steering .....	67
Fig. 24	Handle · Wire .....	69
Fig. 25	Fuel Tank .....	73
Fig. 26	Oil Tank .....	77
Fig. 27	Seat .....	79

Fig. 28	Front Wheel .....	81
Fig. 29	Rear Wheel .....	85
Fig. 30	Head Lamp .....	89
Fig. 31	Speedometer · Tachometer .....	91
Fig. 32	Tail Lamp .....	93
Fig. 33	Flasher Lamp .....	95
Fig. 34	Electrical .....	97

## NUMERICAL INDEX

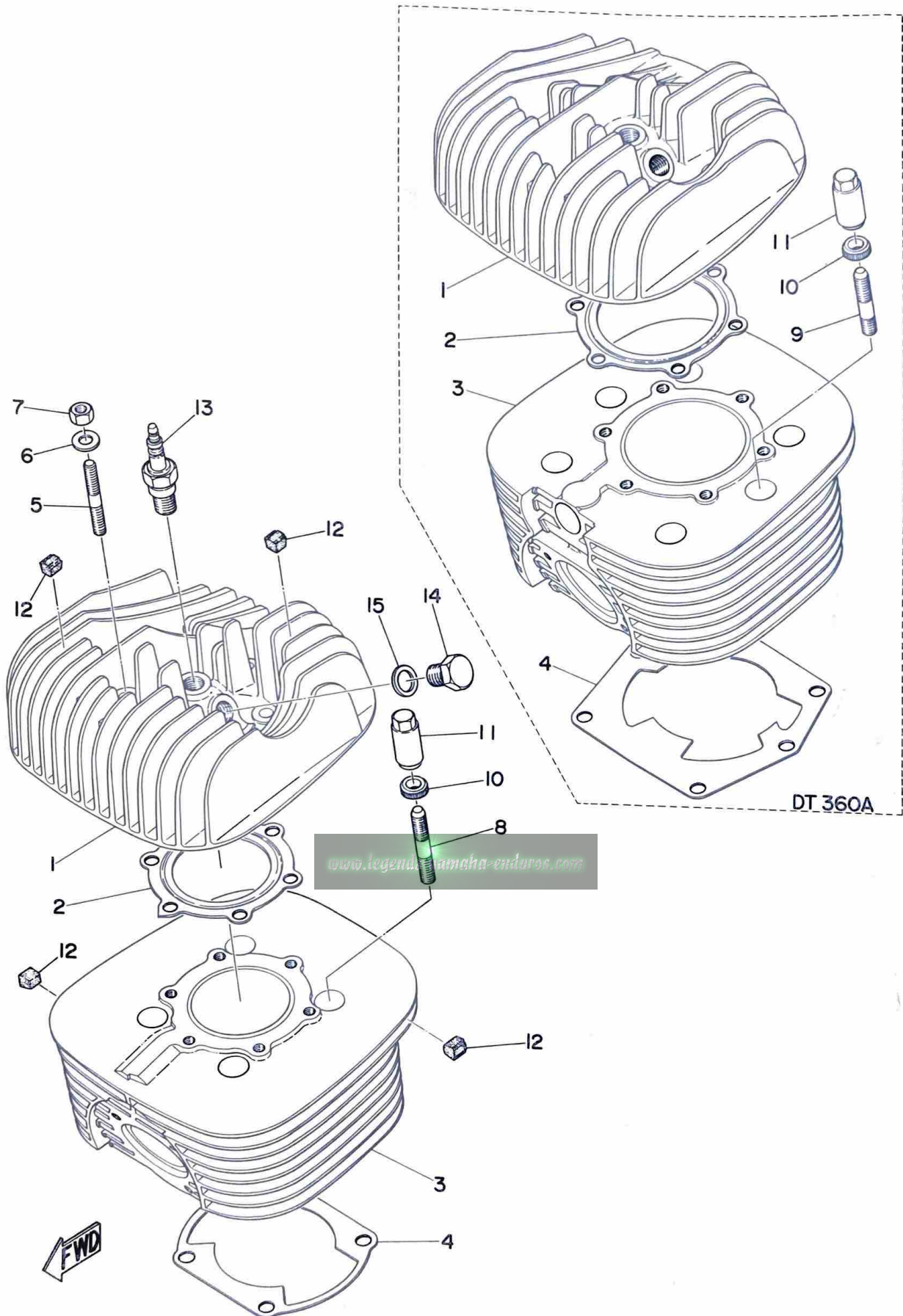
# ENGINE

[www.legends-yamaha-enduro.com](http://www.legends-yamaha-enduro.com)

**YAMAHA**  
**PARTS**



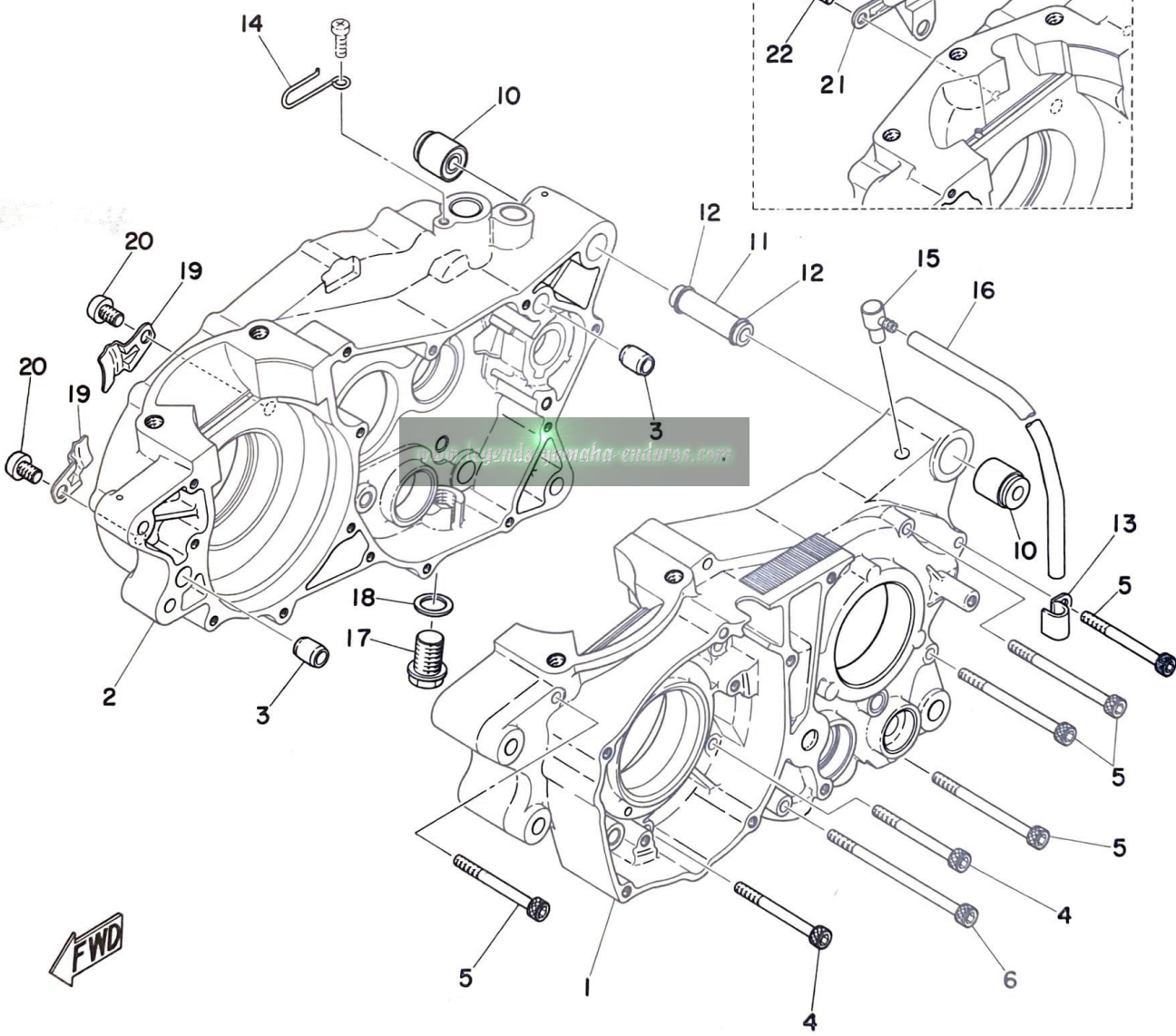
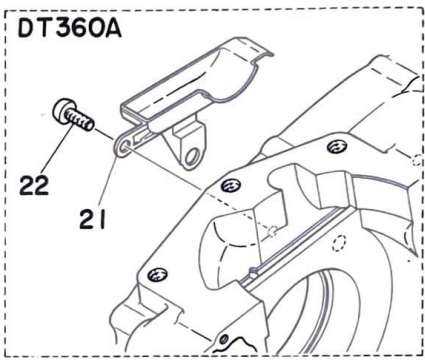
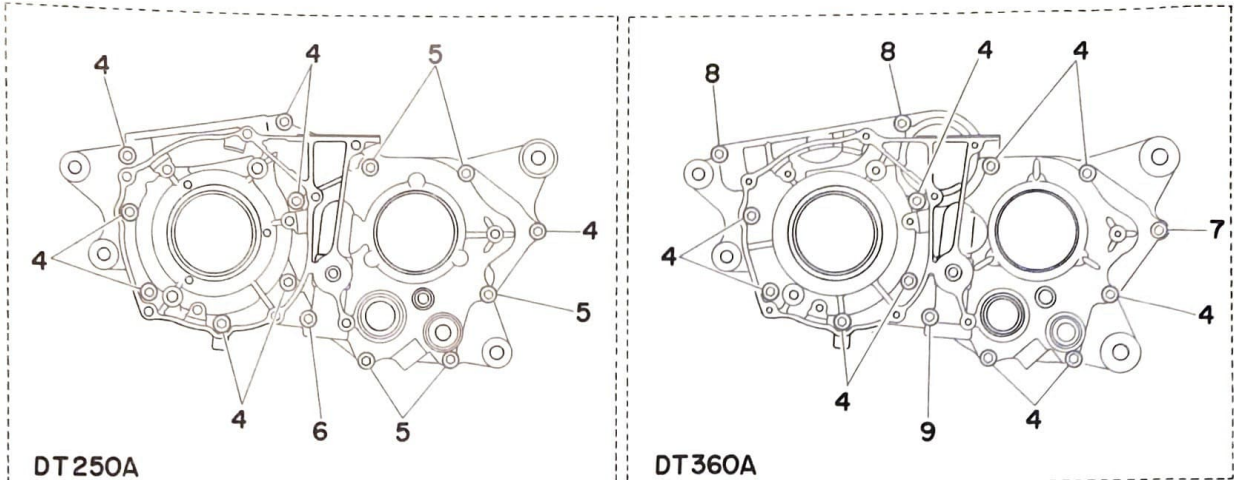
Fig. 1 CYLINDER HEAD · CYLINDER



## CYLINDER HEAD · CYLINDER

Ref. No.	Part No.	Description	Q'ty		Applicable Machine No.	Remarks
			250A	360A		
1- 1	438-11111-00	HEAD, cylinder .....	1			
	445-11111-00	HEAD, cylinder .....		1		
1- 2	434-11181-00	GASKET, cylinder head .....	1			
	445-11181-00	GASKET, cylinder head .....		1		
1- 3	438-11311-00	CYLINDER .....	1			
	445-11311-00	CYLINDER .....		1		
1- 4	364-11351-00	GASKET, cylinder .....	1			
	365-11351-00	GASKET, cylinder .....		1		
1- 5	363-11179-00	BOLT, stud .....	6	6		
1- 6	812-11175-00	WASHER, holding .....	6	6		
1- 7	98801-08200	NUT .....	6	6		
1- 8	363-11361-00	BOLT, cylinder holding 1 .....	4	4		
1- 9	363-11362-00	BOLT, cylinder holding 2 .....		2		
1-10	363-11175-00	WASHER, holding .....	4	6		
1-11	363-11171-00	NUT, holding .....	4	6		
1-12	434-11161-00	ABSORBER .....	25	27		
1-13	94701-00045	PLUG, spark (B-8ES) .....	1			
	94701-00046	PLUG, spark (B-9ES) .....		1		
1-14	214-11197-00	PLUG, blind .....	1	1		
1-15	214-11198-01	GASKET .....	1	1		

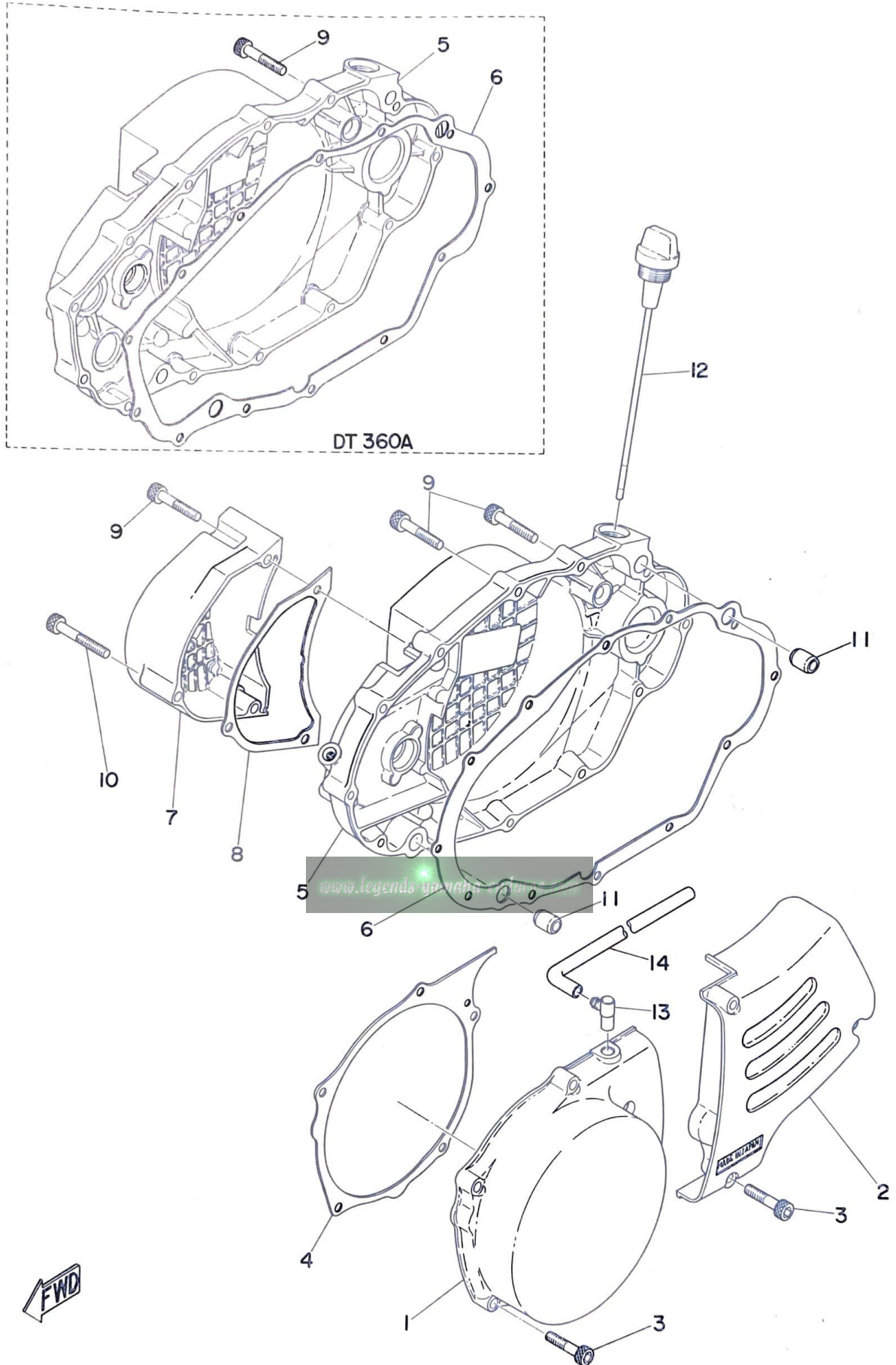
Fig. 2 CRANKCASE



# CRANKCASE

Ref. No.	Part No.	Description	Q'ty		Applicable Machine No.	Remarks
			250A	360A		
2- 1	438-15111-01	CASE, crank left .....	1			
	445-15111-01	CASE, crank left .....		1		
2- 2	438-15121-01	CASE, crank right .....	1			
	445-15121-01	CASE, crank right .....		1		
2- 3	91810-05016	PIN, dowel (8.4-12-16) .....	2	2		
2- 4	91316-06060	BOLT .....	8	10		
2- 5	91316-06075	BOLT .....	5			
2- 6	91316-06100	BOLT .....	1			
2- 7	91316-06045	BOLT .....		1		
2- 8	91316-06070	BOLT .....		2		
2- 9	91316-06085	BOLT .....		1		
2-10	328-15316-00	DAMPER, engine mounting .....	2	2		
2-11	438-15317-00	SPACER, engine mounting .....	1	1		
2-12	93210-11073	O-RING (2.4-10.8) .....	2	2		
2-13	363-15485-00	CLAMP .....	1	1		
2-14	438-15485-01	CLAMP .....	1	1		
2-15	120-15371-00	BREATHER .....	1	1		
2-16	248-15373-00	PIPE, breather .....	1	1		
2-17	214-15351-00	PLUG, drain .....	1	1		
2-18	137-15353-00	GASKET, drain plug .....	1	1		
2-19	434-15118-00	HOLDER .....	2	2		
2-20	92501-08012	SCREW, panhead .....	2	2		
2-21	445-15492-00	COVER .....		1		
2-22	92501-06015	SCREW, panhead .....		2		

Fig. 3 CRANKCASE COVER

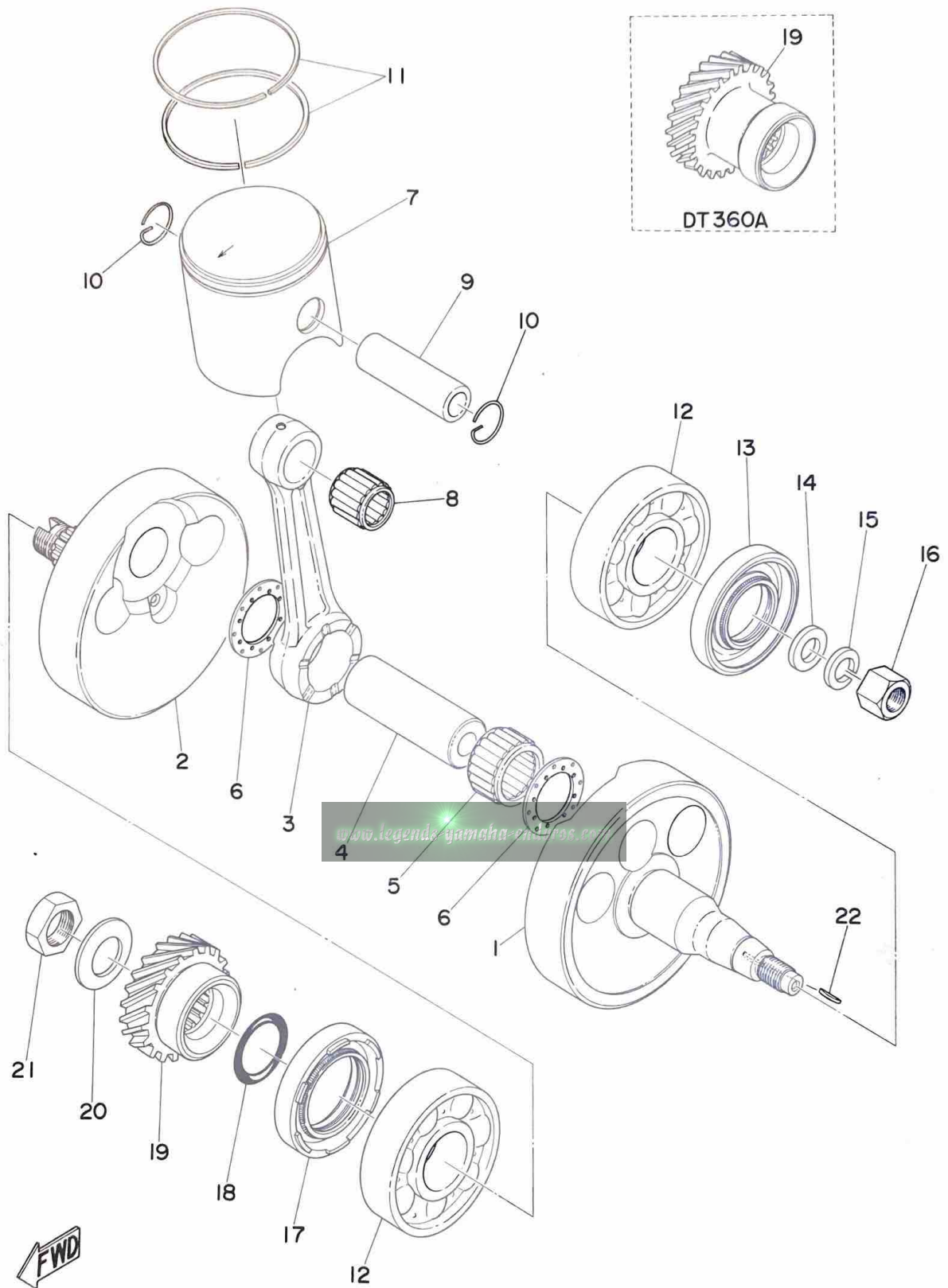


# CRANKCASE COVER

Ref. No.	Part No.	Description	Q' ty		Applicable Machine No.	Remarks
			250A	360A		
3- 1	438-15411-00	COVER, crankcase left 1 .....	1	1		
3- 2	438-15421-00	COVER, crankcase left 2 .....	1	1		
3- 3	91316-06030	BOLT .....	8	8		
3- 4	363-15451-00	GASKET, crankcase cover left 1	1	1		
3- 5	438-15431-00	COVER, crankcase right .....	1			
	445-15431-00	COVER, crankcase right .....		1		
3- 6	364-15461-00	GASKET, crankcase cover right	1			
	363-15461-00	GASKET, crankcase cover right		1		
3- 7	438-15416-00	COVER, oil pump.....	1	1		
3- 8	363-15456-00	GASKET, oil pump cover .....	1	1		
3- 9	91316-06035	BOLT .....	14	15		
3-10	91316-06045	BOLT .....	1	1		
3-11	91810-05016	PIN, dowel (8.4-12-16) .....	2	2		
3-12	322-15363-00	PLUG, oil .....	1	1		
3-13	120-15371-00	BREATHER.....	1	1		
3-14	308-15373-00	PIPE, breather (5-500) .....	1	1		

[www.legends-yamaha-enduro.com](http://www.legends-yamaha-enduro.com)

Fig.4 CRANK · PISTON

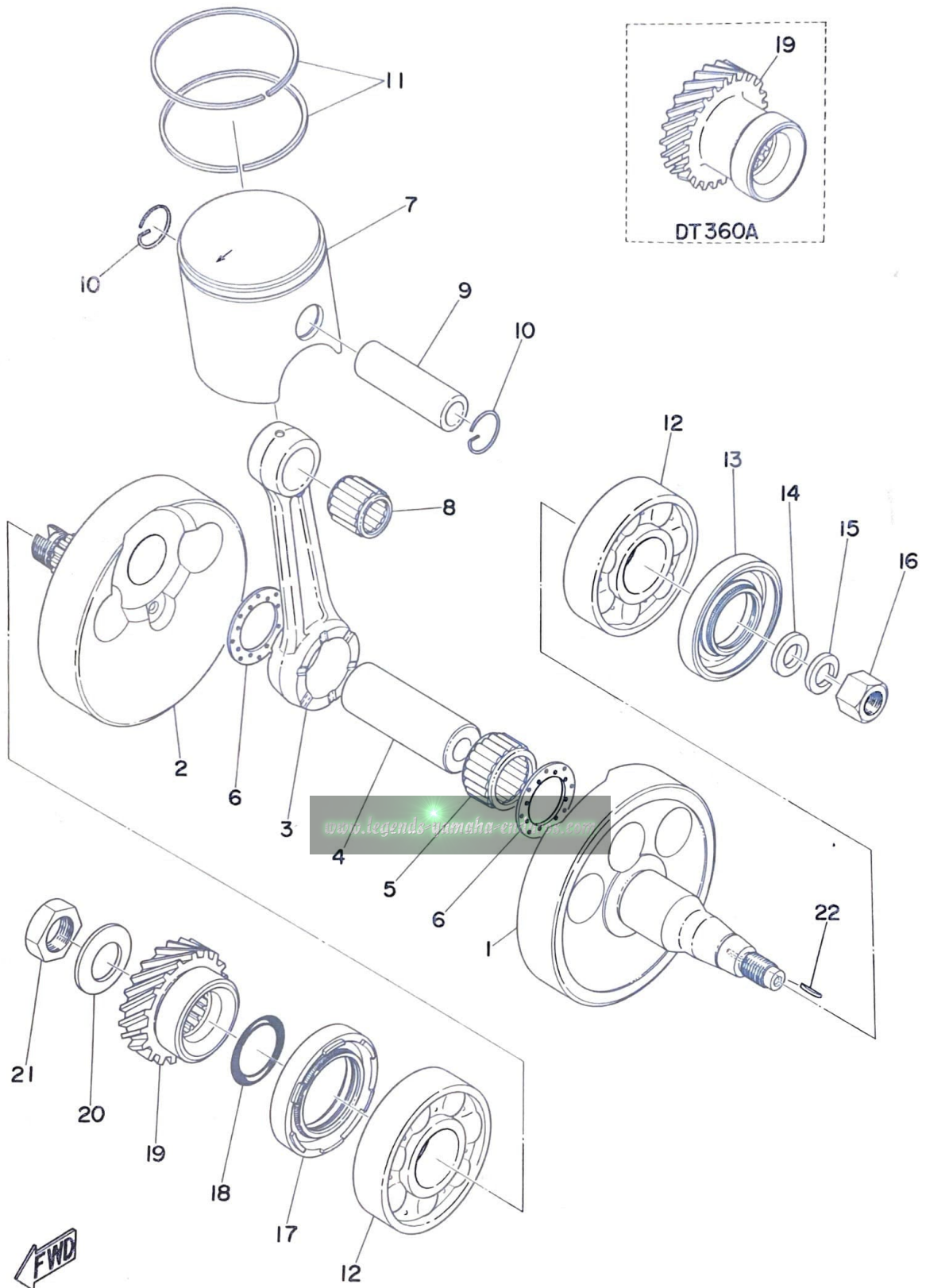


# CRANK · PISTON

Ref. No.	Part No.	Description	Q'ty		Applicable Machine No.	Remarks
			250A	360A		
4-0-1	364-11400-01	CRANK ASS'Y .....	1			
	365-11400-00	CRANK ASS'Y .....		1		
4- 1	364-11412-01	. CRANK, left .....	1			
	365-11412-01	. CRANK, left .....		1		
4- 2	364-11422-01	. CRANK, right .....	1			
	365-11422-00	. CRANK, right .....		1		
4- 3	311-11651-01	. ROD, connecting .....	1			
	214-11651-01	. ROD, connecting .....		1		
4- 4	275-11681-00	. PIN, crank .....	1	1		
4- 5	93310-42541	. BEARING, con-rod big end ....	1	1		
4- 6	275-11685-00	. WASHER, crank pin .....	2	2		
4- 7	438-11631-02-96	PISTON (69.96mm STD) .....	} U.R 1			
	438-11631-02-98	PISTON (69.98mm STD) .....				
	438-11635-02	PISTON (70.25mm 1st O.S) .....	1			Alternate Parts
	438-11636-02	PISTON (70.50mm 2nd O.S) .....	1			Alternate Parts
	438-11637-02	PISTON (70.75mm 3rd O.S) .....	1			Alternate Parts
	438-11638-02	PISTON (71.00mm 4th O.S) .....	1			Alternate Parts
	445-11631-00-96	PISTON (79.96mm STD) .....	} U.R 1			
	445-11631-00-98	PISTON (79.98mm STD) .....				
	445-11635-00	PISTON (80.25mm 1st O.S) .....	1			Alternate Parts
	445-11636-00	PISTON (80.50mm 2nd O.S) .....	1			Alternate Parts
	445-11637-00	PISTON (80.75mm 3rd O.S) .....	1			Alternate Parts
	445-11638-00	PISTON (81.00mm 4th O.S) .....	1			Alternate Parts
4- 8	93310-21854	BEARING, con-rod small end ...	1	1		
4- 9	214-11633-00	PIN, piston .....	1			
	275-11633-00	PIN, piston .....		1		
4-10	604-11634-00	CLIP, piston pin .....	2	2		



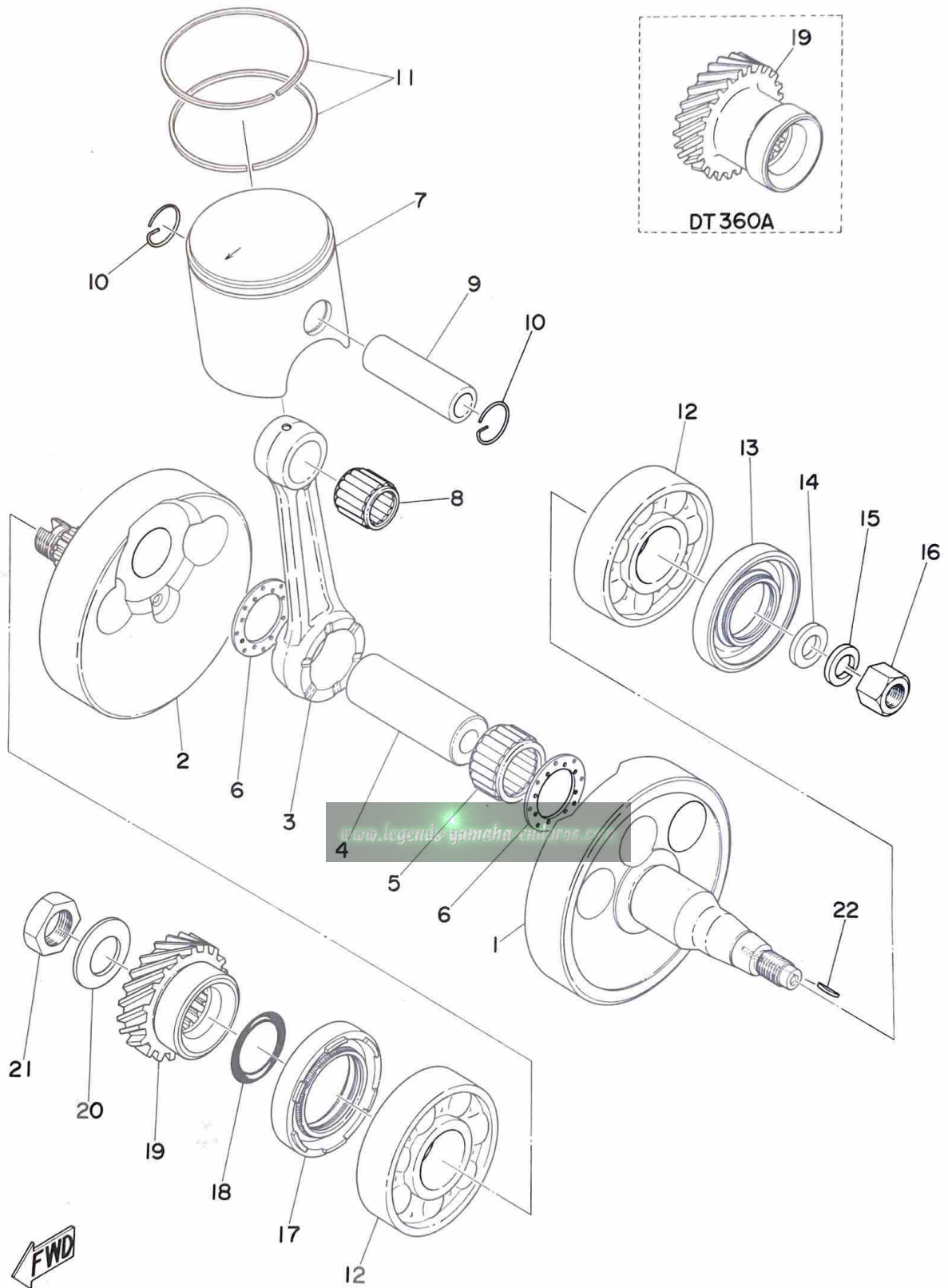
Fig. 4 CRANK · PISTON



# CRANK · PISTON

Ref. No.	Part No.	Description	Q'ty		Applicable Machine No.	Remarks
			250A	360A		
4-11	438-11610-00	PISTON RING SET (STD) .....	1	s		
	438-11610-10	PISTON RING SET (1st O.S) .....	1	s		Alternate Parts
	438-11610-20	PISTON RING SET (2nd O.S) .....	1	s		Alternate Parts
	438-11610-30	PISTON RING SET (3rd O.S) .....	1	s		Alternate Parts
	438-11610-40	PISTON RING SET (4th O.S) .....	1	s		Alternate Parts
	445-11610-00	PISTON RING SET (STD) .....		1	s	
	445-11610-10	PISTON RING SET (1st O.S) .....		1	s	Alternate Parts
	445-11610-20	PISTON RING SET (2nd O.S) .....		1	s	Alternate Parts
	445-11610-30	PISTON RING SET (3rd O.S) .....		1	s	Alternate Parts
	445-11610-40	PISTON RING SET (4th O.S) .....		1	s	Alternate Parts
4-12	93306-30610	BEARING (B6306) .....	2	2		
4-13	93103-30072	OIL SEAL (SW-30-62-10) .....	1	1		
4-14	214-11557-01	WASHER 1 .....	1	1		
4-15	92901-12100	WASHER, spring .....	1	1		
4-16	214-11555-01	NUT, crank shaft .....	1	1		
4-17	93103-40058	OIL SEAL (SW-40-62-10) .....	1			
	93103-38086	OIL SEAL (SW-38-62-10) .....		1		
4-18	93210-25070	O-RING (3.1-24.4) .....	1	1		
4-19	364-16111-01	GEAR, primary drive (23T) .....	1			
	445-16111-00	GEAR, primary drive (24T) .....		1		
4-20	214-16119-00	SPRING, bellevile .....	1	1		
4-21	363-11555-00	NUT, crank shaft .....	1	1		
4-22	90280-05013	KEY, woodruff .....	1	1		

Fig. 4 CRANK · PISTON

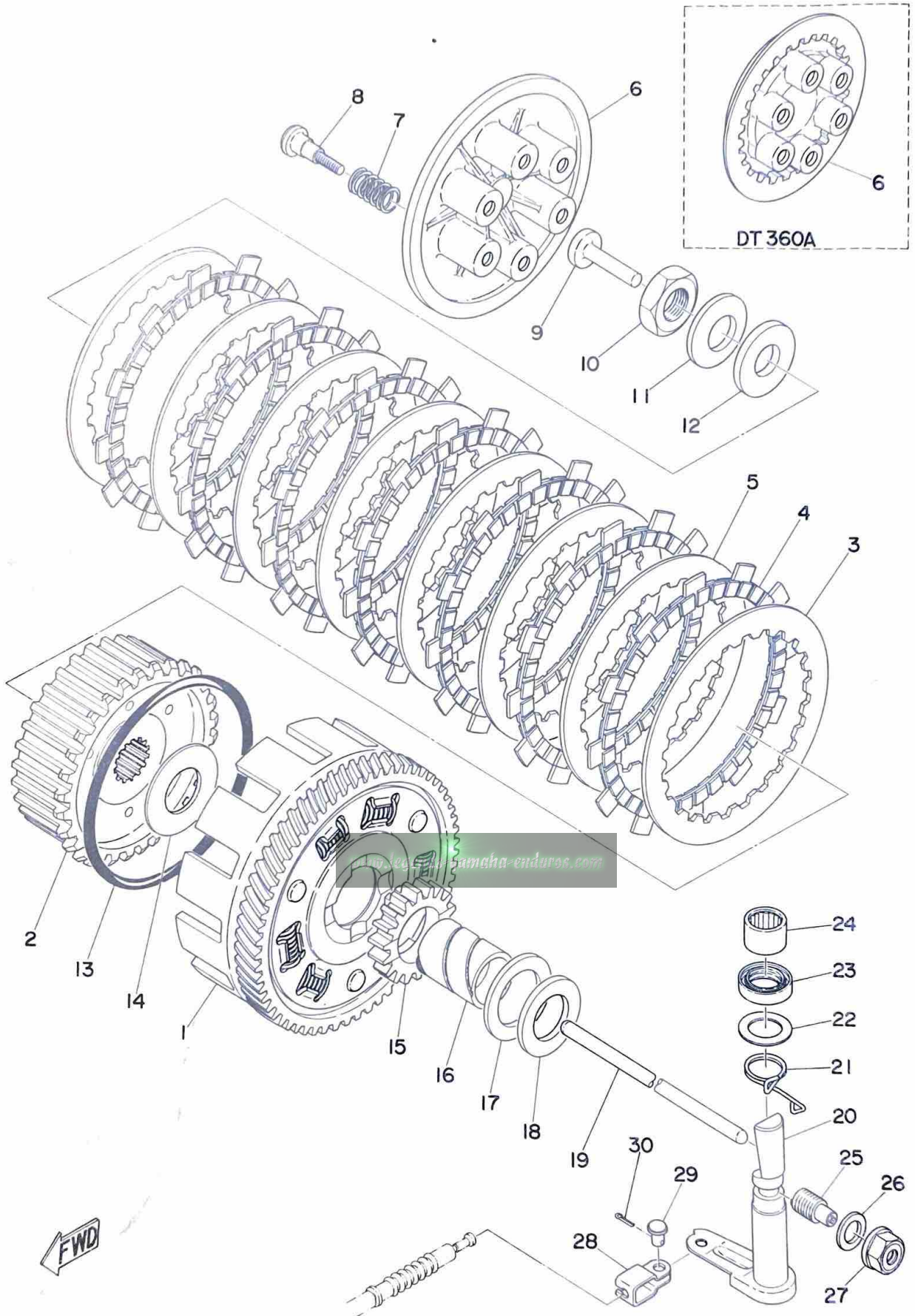


# CRANK · PISTON

Ref. No.	Part No.	Description	Q'ty		Applicable Machine No.	Remarks
			250A	360A		
<b>ALTERNATE PARTS</b>						
4-0-2	438-11630-00	PISTON ASS'Y (STD).....	1			
	438-11630-10	PISTON ASS'Y (1st O.S).....	1			
	438-11630-20	PISTON ASS'Y (2nd O.S) .....	1			
	438-11630-30	PISTON ASS'Y (3rd O.S) .....	1			
	438-11630-40	PISTON ASS'Y (4th O.S).....	1			
	445-11630-00	PISTON ASS'Y (STD) .....		1		
	445-11630-10	PISTON ASS'Y (1st O.S) .....		1		
	445-11630-20	PISTON ASS'Y (2nd O.S) .....		1		
	445-11630-30	PISTON ASS'Y (3rd O.S) .....		1		
	445-11630-40	PISTON ASS'Y (4th O.S) .....		1		

[www.legends-yamaha-enduros.com](http://www.legends-yamaha-enduros.com)

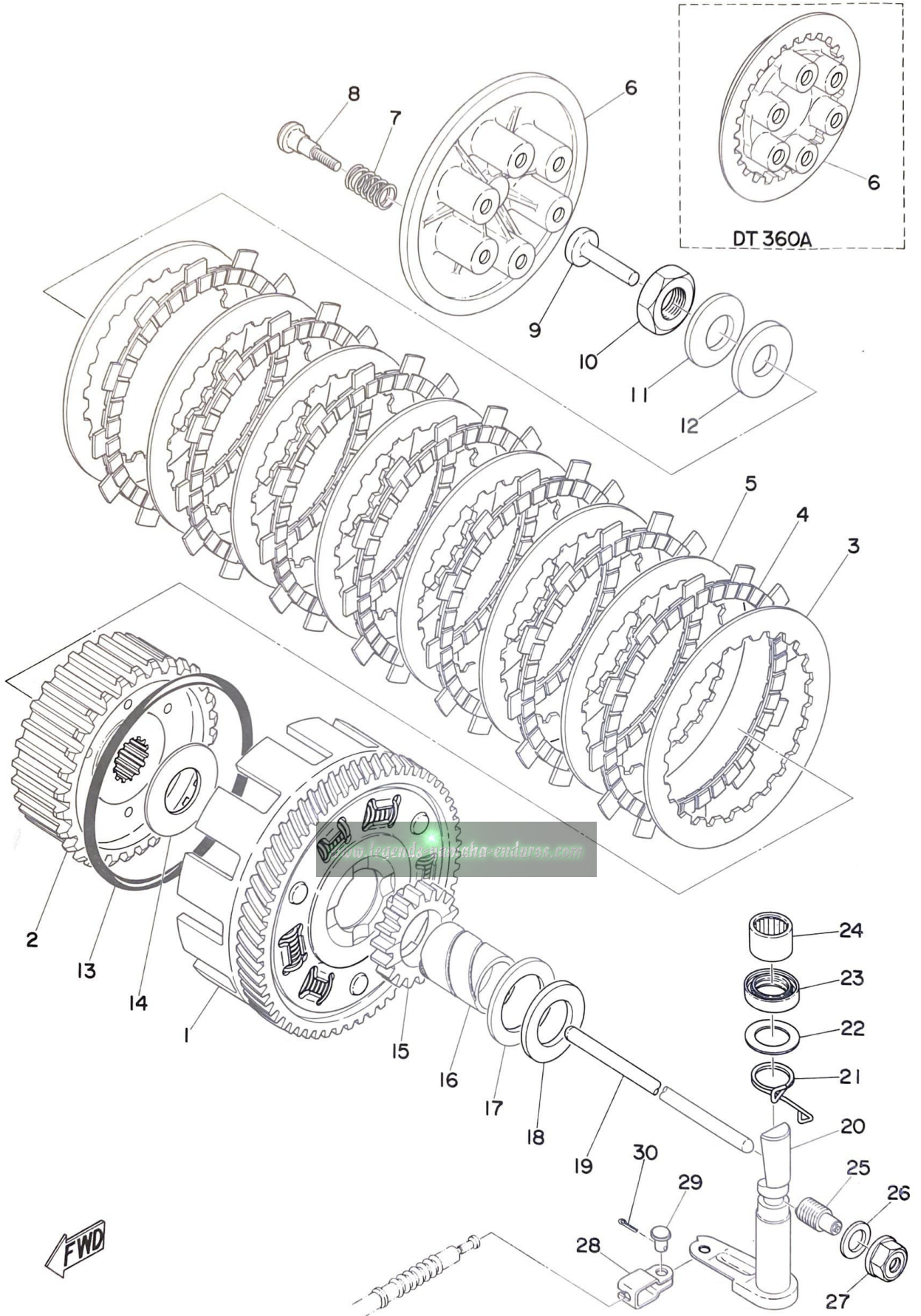
Fig. 5 CLUTCH



# CLUTCH

Ref. No.	Part No.	Description	Q'ty		Applicable Machine No.	Remarks
			250A	360A		
5-0-1	438-16301-00	CLUTCH ASS'Y .....	1			
	445-16301-00	CLUTCH ASS'Y .....		1		
5- 1	364-16150-00	. PRIMARY DRIVEN GEAR COMP.(65T).....	1			
	363-16150-00	. PRIMARY DRIVEN GEAR COMP.(64T).....		1		
5- 2	214-16371-00	. BOSS, clutch .....	1			
	363-16371-00	. BOSS, clutch .....		1		
5- 3	214-16324-00	. PLATE, clutch 1 .....	1			
5- 4	168-16321-00	. PLATE, friction .....	7			
	363-16321-00	. PLATE, friction .....		8		
5- 5	371-16325-00	. PLATE, clutch .....	7	7		
5- 6	214-16351-00	. PLATE, pressure .....	1			
	363-16351-00	. PLATE, pressure .....		1		
5- 7	132-16333-00	. SPRING, clutch .....	6	6		
5- 8	137-16337-01	. SCREW, spring .....	6	6		
5- 9	174-16356-00	ROD, push .....	1	1		
5-10	156-16174-00	NUT, lock .....	1	1		
5-11	214-16119-00	SPRING, bellevile .....	1			
	92901-18100	WASHER, spring .....		1		
5-12	92901-18200	WASHER, plain .....	1	1		
5-13	93211-10232	O-RING (5.7-109.6) .....	1			
5-14	170-16164-00	PLATE, thrust 2 (25-50-2) .....	1	1		
5-15	438-15631-00	GEAR, kick pinion (18T) .....	1			
	445-15631-00	GEAR, kick pinion (18T) .....		1		
5-16	214-16181-00	SPACER .....	1			
	363-16181-00	SPACER .....		1		
5-17	364-16154-00	PLATE, thrust 1 (33.1-47-3) ...	1			
5-18	363-16154-00	PLATE, thrust (25.1-42-4) .....	1	1		

Fig. 5 CLUTCH



FWD

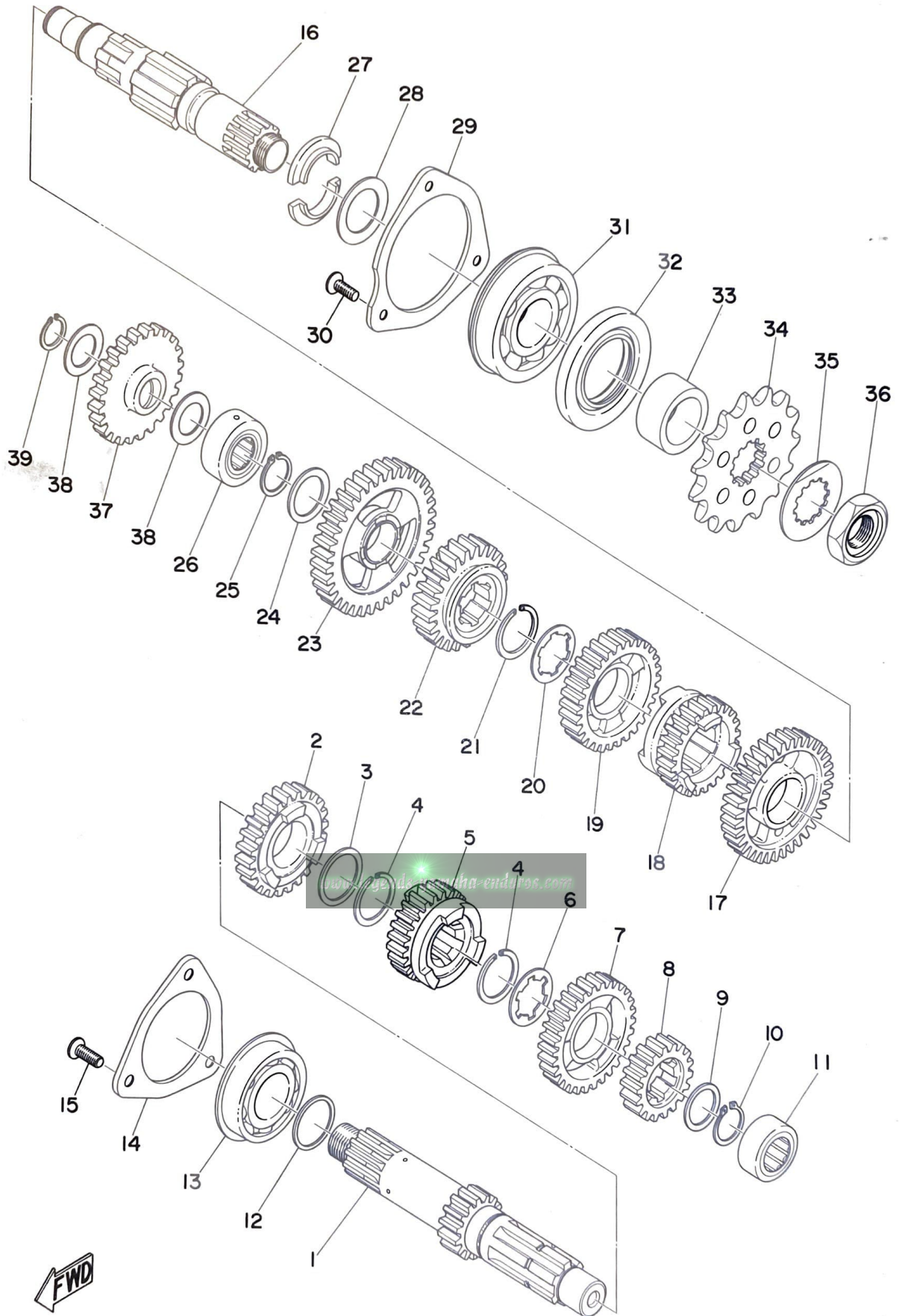
# CLUTCH

Ref. No.	Part No.	Description	Q' ty		Applicable Machine No.	Remarks
			250A	360A		
5-19	364-16356-00	ROD, push .....	1			
	363-16356-00	ROD, push .....		1		
5-20	434-16382-01	AXLE, push lever .....	1	1		
5-21	363-16345-00	SPRING, return .....	1	1		
5-22	90201-17327	WASHER (17.5-28-0.6) .....	1	1		
5-23	93102-17004	OIL SEAL (DS-17-28-6) .....	1	1		
5-24	93315-11720	BEARING (15000) .....	1	1		
5-25	364-16343-00	SCREW, adjusting .....	1			
	363-16343-00	SCREW, adjusting .....		1		
5-26	363-16387-00	GASKET .....	1	1		
5-27	363-16344-00	NUT, adjusting .....	1	1		
5-28	214-16389-00	JOINT .....	1	1		
5-29	214-16379-00	PIN .....	1	1		
5-30	91401-10010	PIN, cotter .....	1	1		

[www.legends-yamaha-enduros.com](http://www.legends-yamaha-enduros.com)



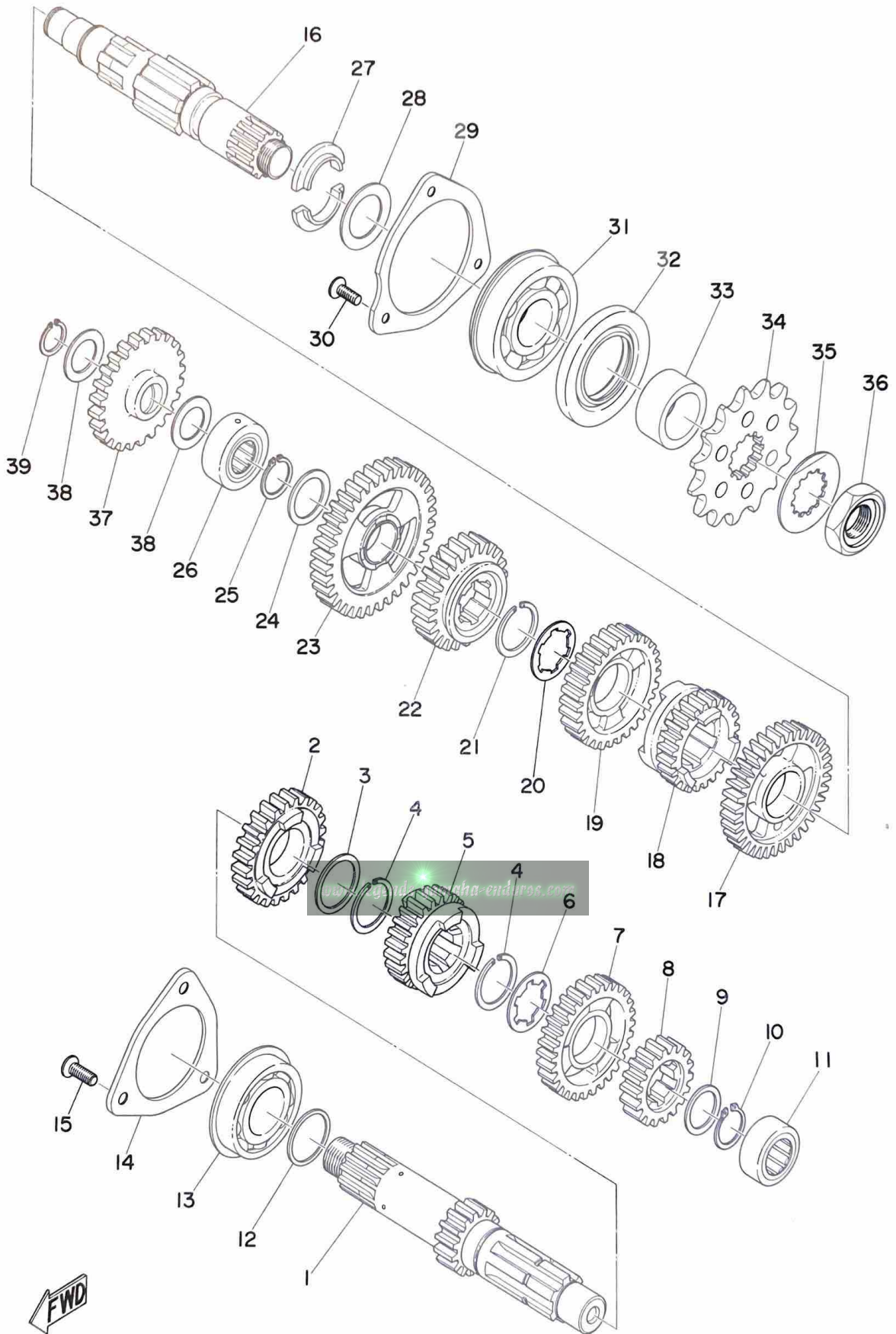
Fig. 6 TRANSMISSION



# TRANSMISSION

Ref. No.	Part No.	Description	Q'ty		Applicable Machine No.	Remarks
			250A	360A		
6- 1	438-17411-00	AXLE, main (15T) .....	1			
	445-17411-00	AXLE, main (15T) .....		1		
6- 2	438-17141-00	GEAR, 4th pinion (26T) .....	1	1		
6- 3	152-17226-00	WASHER, gear hold .....	1	1		
6- 4	93440-25019	CIRCLIP (25 $\phi$ special) .....	2	2		
6- 5	438-17131-00	GEAR, 3rd pinion (23T) .....	1	1		
6- 6	434-17216-00	WASHER, gear hold .....	1	1		
6- 7	438-17151-00	GEAR, 5th pinion (30T) .....	1	1		
6- 8	438-17121-00	GEAR, 2nd pinion (19T) .....	1	1		
6- 9	132-17216-00	WASHER, gear hold (20-25-1) ...	1	1		
6-10	93410-19015	CIRCLIP (S-19) .....	1	1		
6-11	93311-42012	BEARING .....	1	1		
6-12	168-17428-01-03	SHIM, drive axle (25-30-0.3) ....	}	U.R 1		
	168-17428-01-04	SHIM, drive axle (25-30-0.4) ....				
	168-17428-01-05	SHIM, drive axle (25-30-0.5) ....				
6-13	93306-20515	BEARING (B6205) .....	1			
	93304-20501	BEARING (B4205) .....		1		
6-14	363-15383-00	PLATE, bearing cover .....	1			
	445-15383-00	PLATE, bearing cover .....		1		
6-15	92701-06015	SCREW, flathead .....	3			
	92501-06015	SCREW, panhead .....		2		
6-16	438-17421-00	AXLE, drive .....	1			
	445-17421-00	AXLE, drive .....		1		
6-17	214-17221-10	GEAR, 2nd wheel (34T) .....	1	1		
6-18	438-17251-00	GEAR, 5th wheel (23T) .....	1	1		
6-19	438-17231-00	GEAR, 3rd wheel (30T) .....	1	1		
6-20	434-17216-00	WASHER, gear hold .....	1	1		
6-21	93440-25019	CIRCLIP (25 $\phi$ special) .....	1	1		

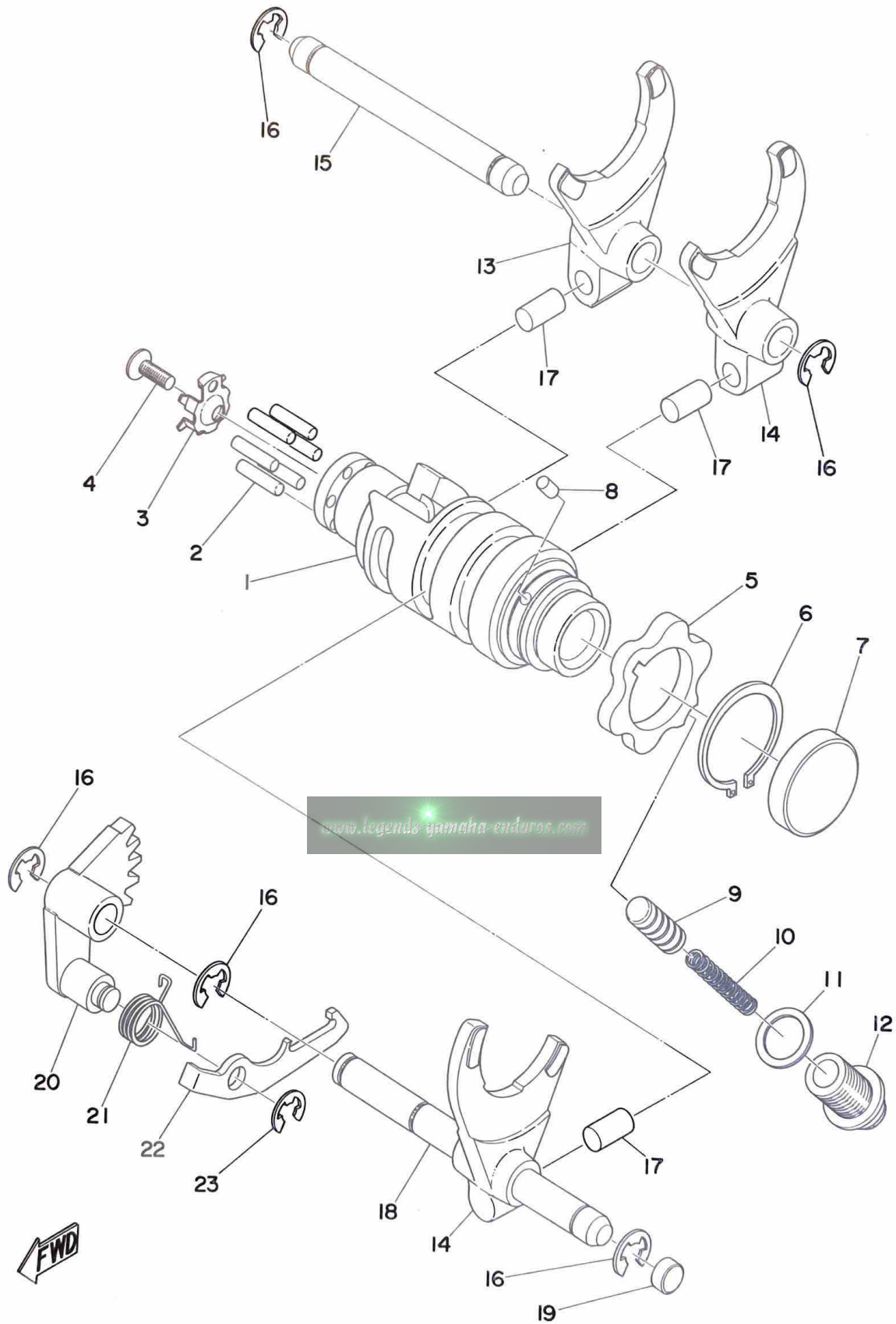
Fig. 6 TRANSMISSION



# TRANSMISSION

Ref. No.	Part No.	Description	Q'ty		Applicable Machine No.	Remarks
			250A	360A		
6-22	438-17241-00	GEAR, 4th wheel (26 T) .....	1	1		
6-23	214-17211-10	GEAR, 1st wheel (38T) .....	1	1		
6-24	168-17116-00	WASHER, gear hold (20.2-30-1.5)	1	1		
6-25	93410-19015	CIRCLIP (5-19) .....	1	1		
6-26	93313-31709	BEARING .....	1			
	93313-32008	BEARING .....		1		
6-27	156-17429-00	SPACER, drive axle .....	2	2		
6-28	168-17428-01-03	SHIM, drive axle (25-34-0.3).....	}	U.R 1		
	168-17428-01-04	SHIM, drive axle (25-34-0.4).....				
	168-17428-01-05	SHIM, drive axle (25-34-0.5).....				
6-29	363-15381-00	PLATE, bearing cover .....	1	1		
6-30	98701-05012	SCREW, flathead.....	3	3		
6-31	93306-30512	BEARING (B6305 special) .....	1	1		
6-32	93102-35054	OIL SEAL (SD-35-62-6).....	1	1		
6-33	214-17462-00	COLLAR, distance .....	1	1		
6-34	214-17461-30	SPROCKET, drive (13T) .....	}	U.R 1		
	214-17461-40	SPROCKET, drive (14T) .....				
	214-17461-50	SPROCKET, drive (15T) .....				
	214-17461-60	SPROCKET, drive (16T) .....				
						STD -- DT250A
						STD -- DT360A
6-35	156-17464-01	WASHER, lock .....	1	1		
6-36	152-17463-00	NU T, lock .....	1	1		
6-37	214-15651-03	GEAR, kick idle (23T) .....	1			
	363-15651-00	GEAR, kick idle (23T) .....		1		
6-38	164-17417-00-10	SHIM (17.5-26-1.0) .....	2			
	156-17116-00	WASHER, gear hold 1 .....		1		
6-39	93410-15005	CIRCLIP (S-15).....	1			
	93410-17008	CIRCLIP (S-17).....		1		

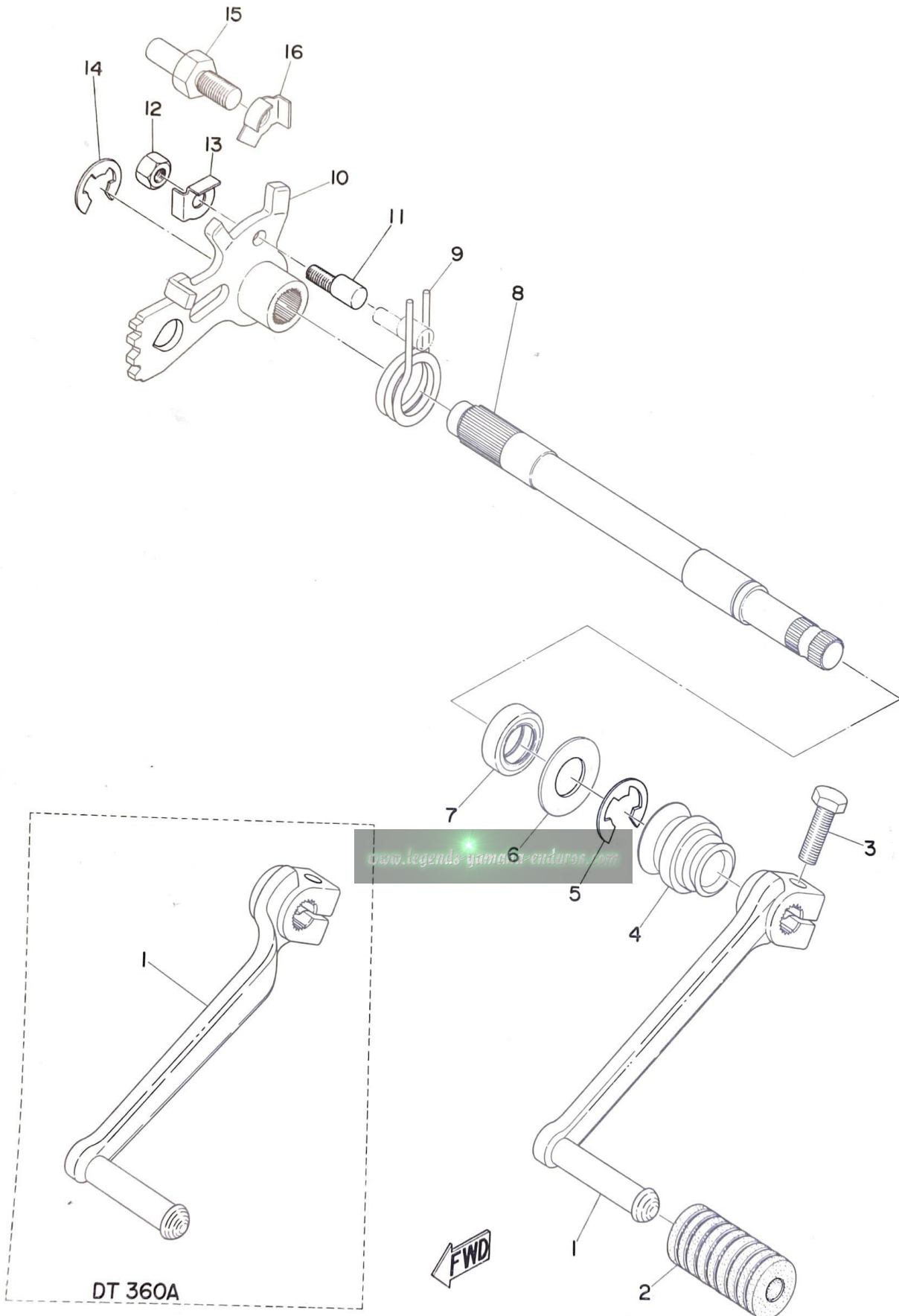
Fig. 7 SHIFTER 1



# SHIFTER 1

Ref. No.	Part No.	Description	Q'ty		Applicable Machine No.	Remarks
			250A	360A		
7- 1	434-18541-02	CAM, shift .....	1	1		
7- 2	93604-18100	PIN, dowel (4-18) .....	6	6		
7- 3	434-18561-00	PLATE, side .....	1	1		
7- 4	98701-05012	SCREW, flathead .....	1	1		
7- 5	360-18141-01	PLATE, stopper .....	1	1		
7- 6	93410-30012	CIRCLIP (S-30) .....	1	1		
7- 7	214-18533-00	PLUG, blind .....	1	1		
7- 8	93604-08071	PIN, dowel (4-8) .....	1	1		
7- 9	278-18547-02	STOPPER, cam .....	1	1		
7-10	278-18557-00	SPRING, cam stopper .....	1	1		
7-11	137-15353-00	GASKET, drain plug .....	1	1		
7-12	278-18577-02	SCREW, spring .....	1	1		
7-13	363-18511-00	FORK, shift 1 .....	1	1		
7-14	364-18511-00	FORK, shift .....	2	2		
7-15	363-18535-00	BAR, shift fork guide 2 .....	1	1		
7-16	93430-08006	CIRCLIP (E-8) .....	5	5		
7-17	278-18552-00	PIN, cam follower .....	3	3		
7-18	363-18531-00	BAR, shift fork guide 1 .....	1	1		
7-19	150-18328-00	PLUG, blind .....	1	1		
7-20	434-18122-00	LEVER, change 2 .....	1	1		
7-21	363-18123-00	SPRING .....	1	1		
7-22	363-18151-00	LEVER change 3 .....	1	1		
7-23	93430-07012	CIRCLIP (E-7) .....	1	1		

Fig. 8 SHIFTER 2



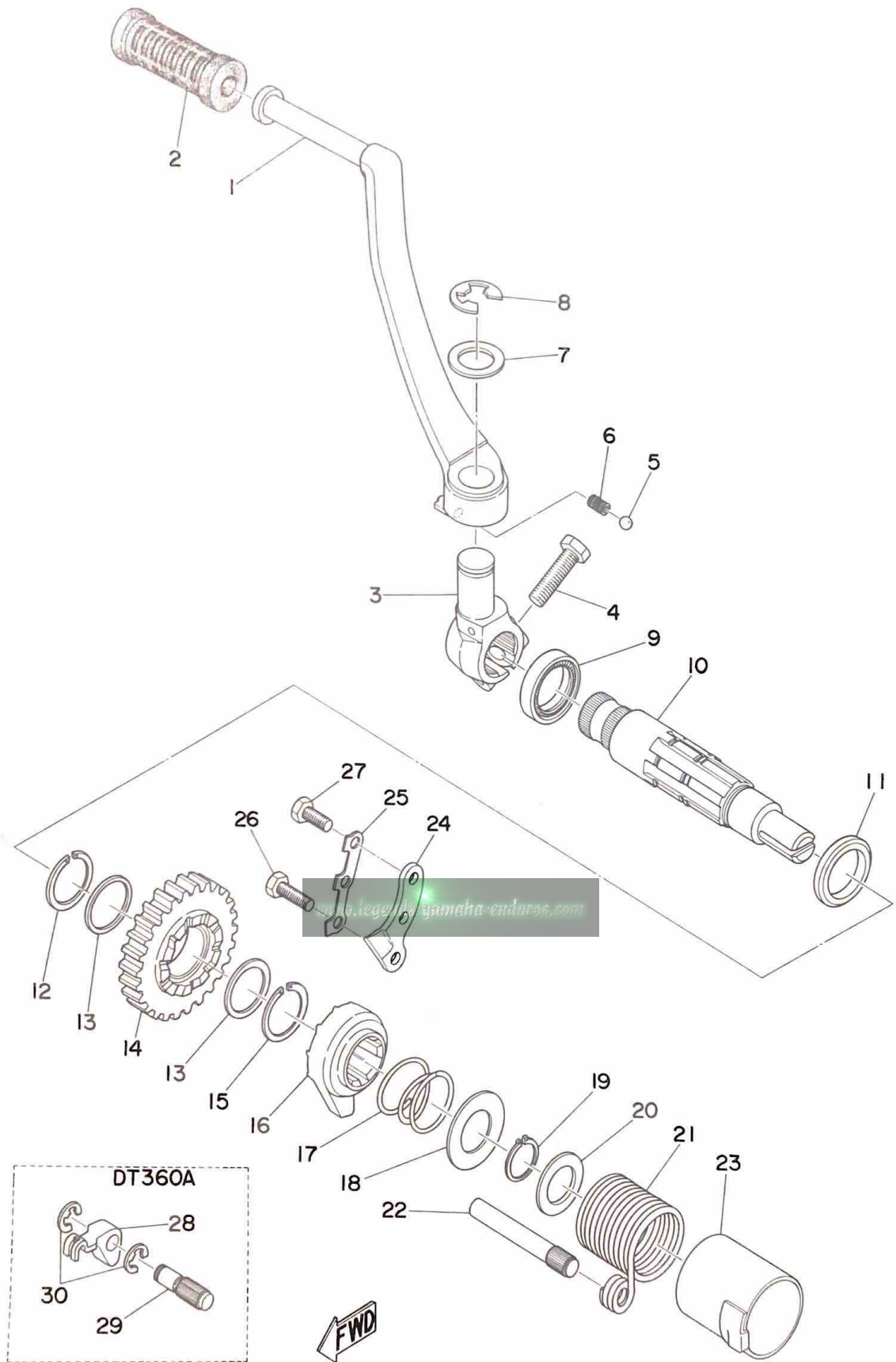
## SHIFTER 2

Ref. No.	Part No.	Description	Q'ty		Applicable Machine No.	Remarks
			250A	360A		
8- 1	438-18111-00-93	PEDAL, change .....	1			
	445-18111-00-93	PEDAL, change .....		1		
8- 2	132-18113-01	COVER, change pedal .....	1	1		
8- 3	91101-06020	BOLT .....	1	1		
8- 4	214-18131-00	BOOT, sealing .....	1	1		
8- 5	93430-12009	CIRCLIP (E-12) .....	1	1		
8- 6	248-18137-00	WASHER, change axle .....	1	1		
8- 7	93109-14005	OIL SEAL (SDO-14-24-6) .....	1	1		
8- 8	363-18125-00	SHAFT, change .....	1	1		
8- 9	214-18124-00	SPRING, shaft return .....	1	1		
8-10	434-18121-00	LEVER, change 1 .....	1	1		
8-11	214-18186-00	SCREW, adjusting .....	1	1		
8-12	98801-06200	NUT .....	1	1		
8-13	90215-06016	WASHER, lock .....	1	1		
8-14	93430-10016	CIRCLIP (E-10) .....	1	1		
8-15	278-18127-00	SCREW, stopper .....	1	1		
8-16	214-18139-02	WASHER, lock .....	1	1		

[www.legends-yamaha-enduros.com](http://www.legends-yamaha-enduros.com)



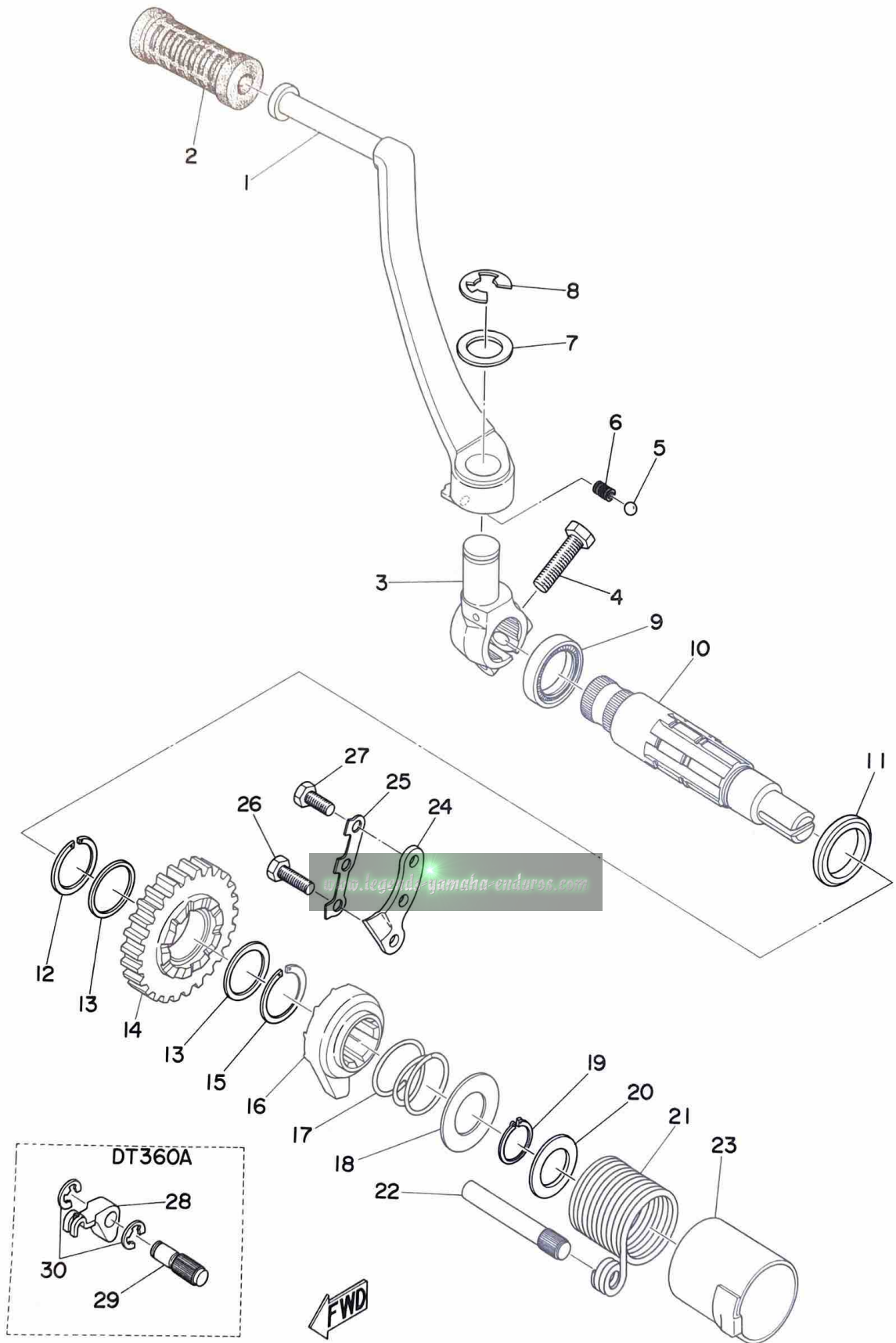
Fig. 9 KICK STARTER



# KICK STARTER

Ref. No.	Part No.	Description	Q'ty		Applicable Machine No.	Remarks
			250A	360A		
9- 1	363-15611-00-91	CRANK, kick .....	1	1		
9- 2	156-15618-01	COVER, kick lever .....	1	1		
9- 3	363-15621-00	BOSS, kick crank .....	1	1		
9- 4	97211-08030	BOLT .....	1	1		
9- 5	93507-32009	BALL (7/32 inch) .....	1	1		
9- 6	278-15622-00	SPRING, boss stopper.....	1	1		
9- 7	256-15615-00	WASHER .....	1	1		
9- 8	93430-12022	CIRCLIP (E-12) .....	1	1		
9- 9	93102-25064	OIL SEAL (SD-25-35-7) .....	1	1		
9-10	363-15661-01	AXLE, kick .....	1	1		
9-11	364-15683-00	SPACER, kick axle .....	1			
	131-15653-00	WASHER, plain .....		1		
9-12	93440-25020	CIRCLIP (25ϕ special) .....	1	1		
9-13	256-17154-00-10	WASHER, gear hold .....	2	1		
9-14	363-15641-00	GEAR, kick (26T) .....	1	1		
9-15	93440-25019	CIRCLIP (25ϕ special) .....	1	1		
9-16	363-15671-01	WHEEL, ratchet .....	1	1		
9-17	363-15675-00	SPRING, ratchet wheel .....	1	1		
9-18	363-15676-00	COVER, spring .....	1	1		
9-19	93410-19015	CIRCLIP (S-19) .....	1	1		
9-20	168-17116-00	WASHER, gear hold (20,2-30-1.5)	1	1		
9-21	363-15665-00	SPRING, kick .....	1	1		
9-22	364-15668-00	STOPPER, kick spring .....	1			
	257-15668-00	STOPPER, kick spring .....		1		
9-23	363-1F	GUIDE, spring .....	1	1		
9-24	363-1	GUIDE, ratchet wheel .....	1	1		
9-25	363-15686-00	WASHER, lock .....	1	1		
9-26	91210-06020	BOLT .....	1	1		

Fig. 9 KICK STARTER

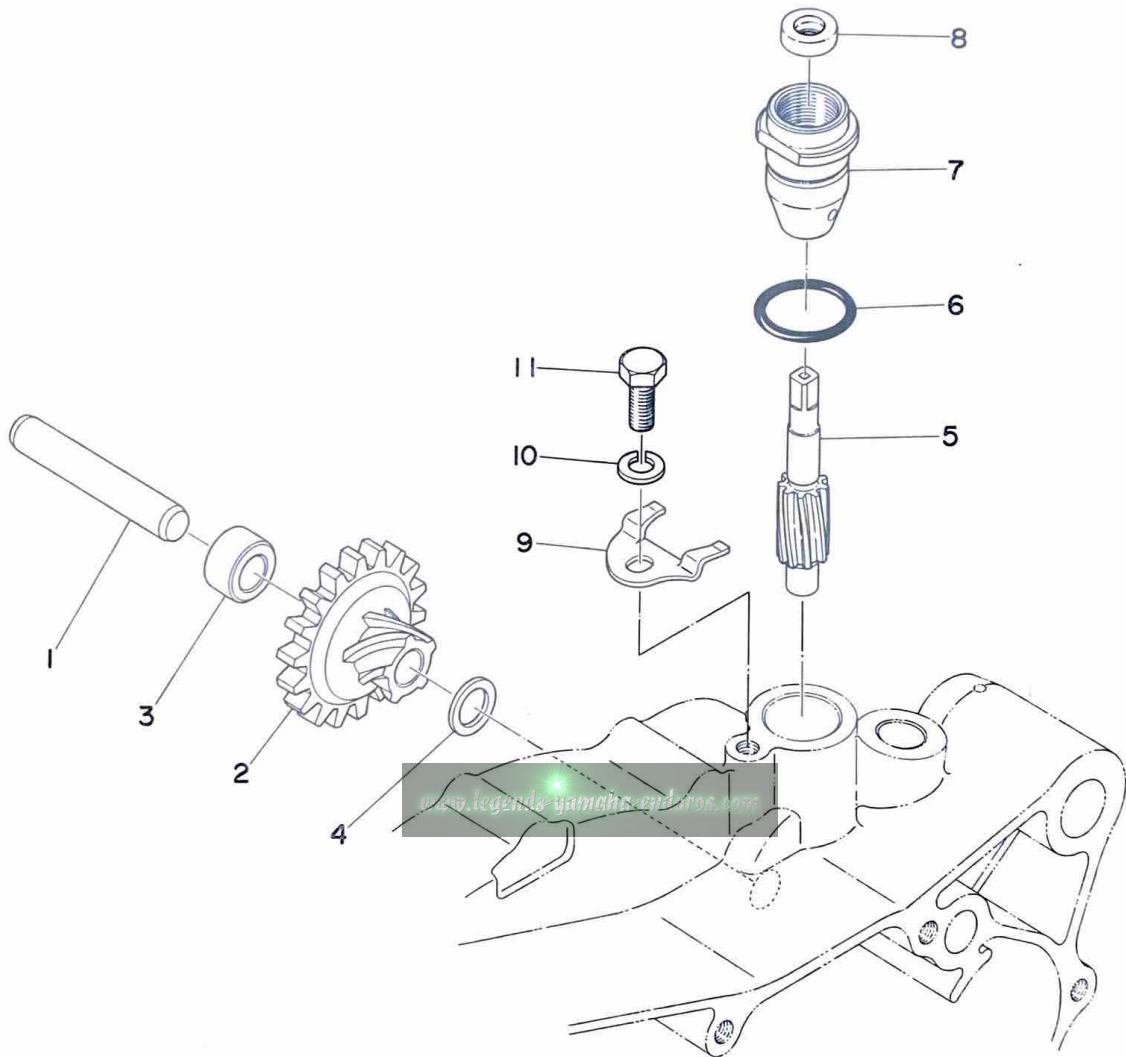


# KICK STARTER

Ref. No.	Part No.	Description	Q'ty		Applicable Machine No.	Remarks
			250A	360A		
9-27	91210-06015	BOLT .....	2	2		
9-28	363-15656-00	LINK .....		1		
9-29	363-15659-00	AXLE .....		1		
9-30	93430-07020	CIRCLIP (E-7) .....		2		

[www.legends-yamaha-enduros.com](http://www.legends-yamaha-enduros.com)

Fig. 10 TACHOMETER GEAR

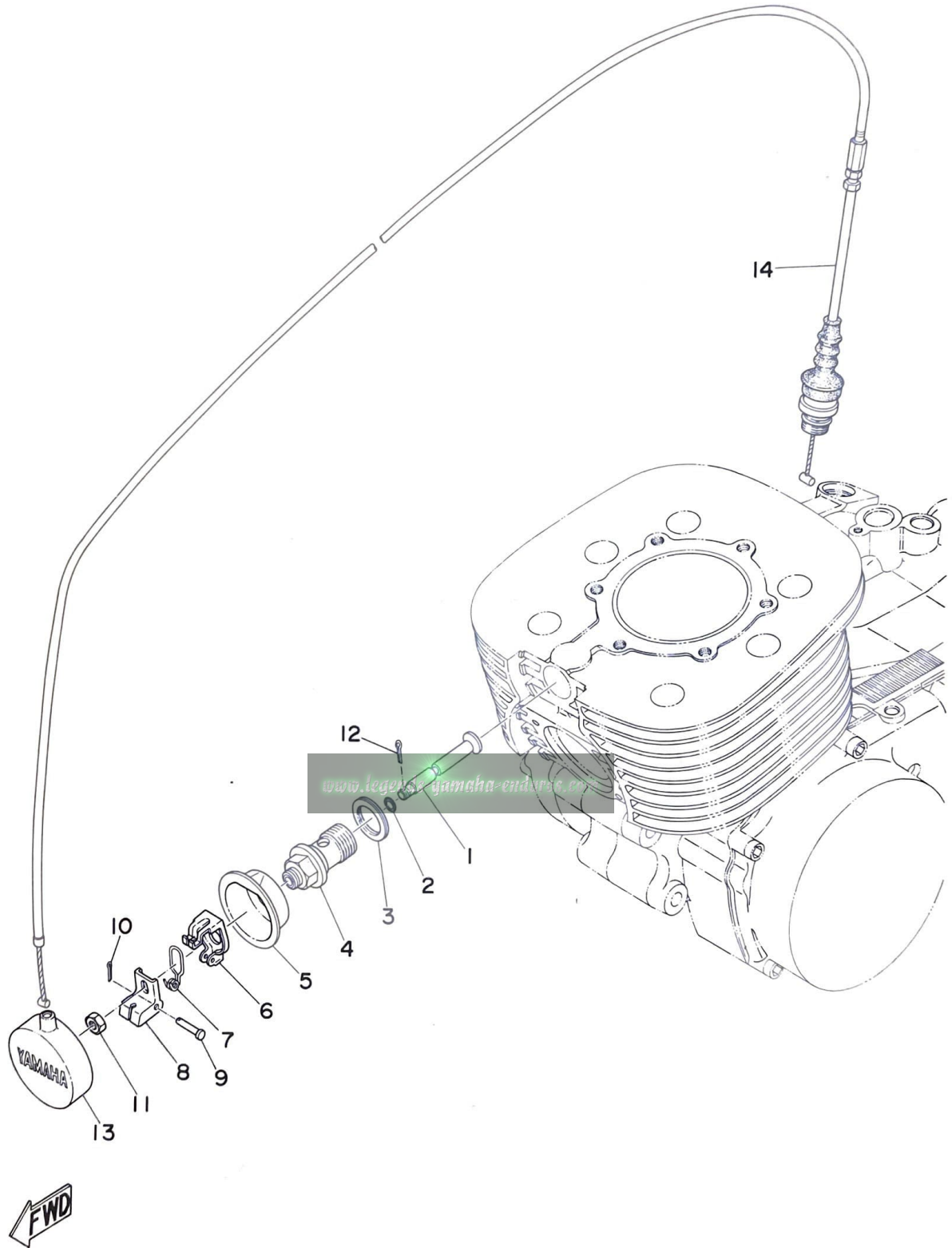


# TACHOMETER GEAR

Ref. No.	Part No.	Description	Q'ty		Applicable Machine No.	Remarks
			250A	360A		
10- 1	438-17861-00	AXLE, drive gear .....	1	1		
10- 2	438-17831-00	GEAR, drive .....	1	1		
10- 3	248-17839-01	COLLAR, distance (10.1-16-9.3)	1	1		
10- 4	248-17837-00	SHIM (10.2-16-1.0) .....	1	1		
10- 5	214-17841-01	GEAR, driven .....	1	1		
10- 6	93210-17239	O-RING (2.0-16.8) .....	1	1		
10- 7	438-17811-00	HOUSING .....	1	1		
10- 8	93104-07036	. OIL SEAL (SO-7-13-4) .....	1	1		
10- 9	438-17812-00	STOPPER .....	1	1		
10-10	92901-06100	WASHER, spring .....	1	1		
10-11	91201-06015	BOLT .....	1	1		

[www.legends-yamaha-enduros.com](http://www.legends-yamaha-enduros.com)

Fig. 11 DECOMPRESSION VALVE (DT360A)



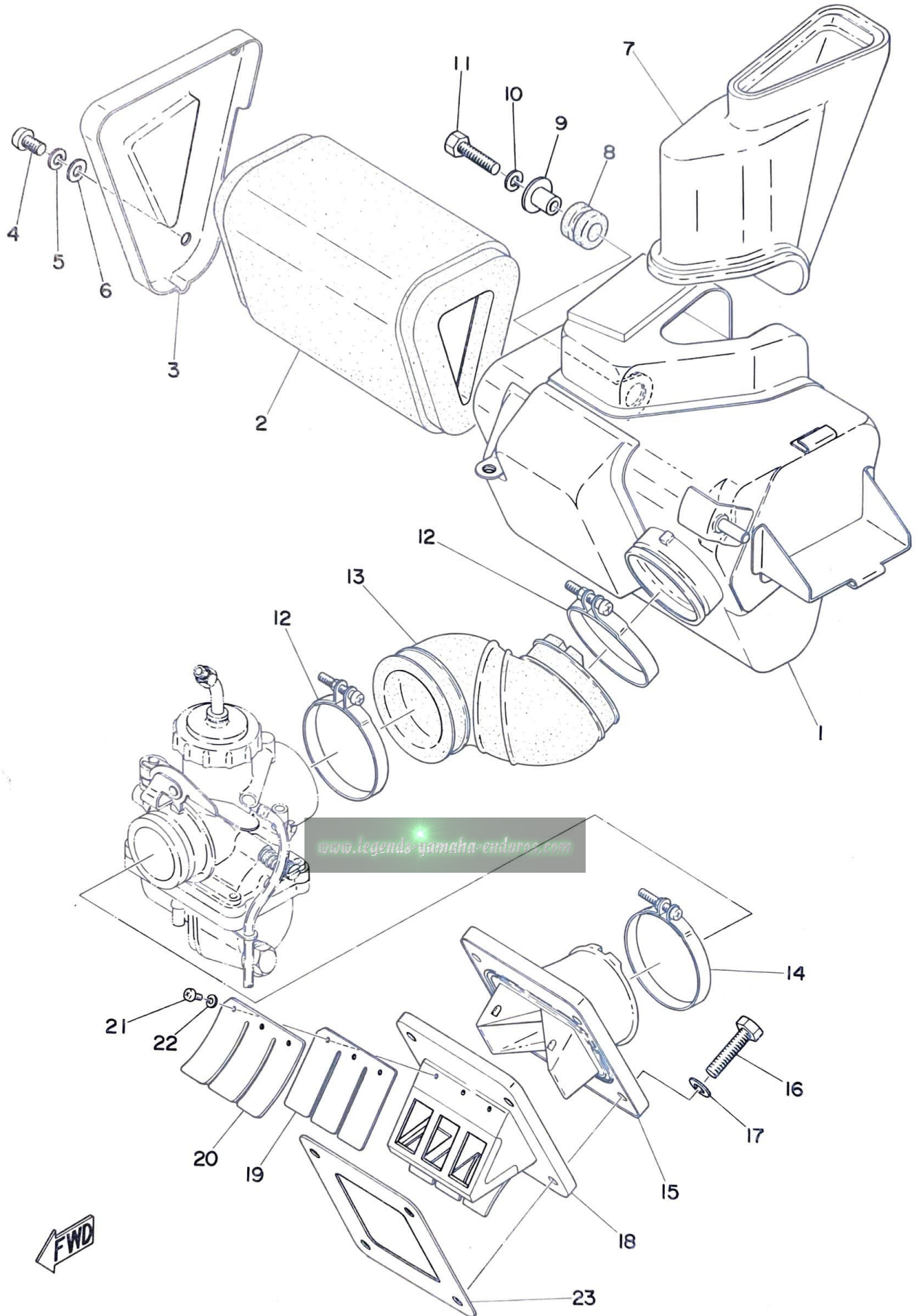
## DECOMPRESSION VALVE (DT360A)

Ref. No.	Part No.	Description	Q' ty		Applicable Machine No.	Remarks
			250A	360A		
11- 1	363-12281-01	VALVE, decompression.....		1		
11- 2	93210-05215	O-RING (3.5-5.2).....		1		
11- 3	363-11198-00	GASKET .....		1		
11- 4	363-12283-01	BRACKET, decompression.....		1		
11- 5	363-12279-01	PLATE.....		1		
11- 6	363-12273-00	HOLDER, wire .....		1		
11- 7	363-12287-00	SPRING, decompression .....		1		
11- 8	363-12282-00	LEVER, decompression .....		1		
11- 9	363-12284-00	PIN, decompression lever .....		1		
11-10	91401-16010	PIN, cotter .....		1		
11-11	98801-05300	NUT .....		1		
11-12	91402-16005	PIN, cotter .....		1		
11-13	275-12278-00	COVER, decompression .....		1		
11-14	363-12292-00	WIRE, decompression .....		1		

[www.legends-yamaha-enduros.com](http://www.legends-yamaha-enduros.com)



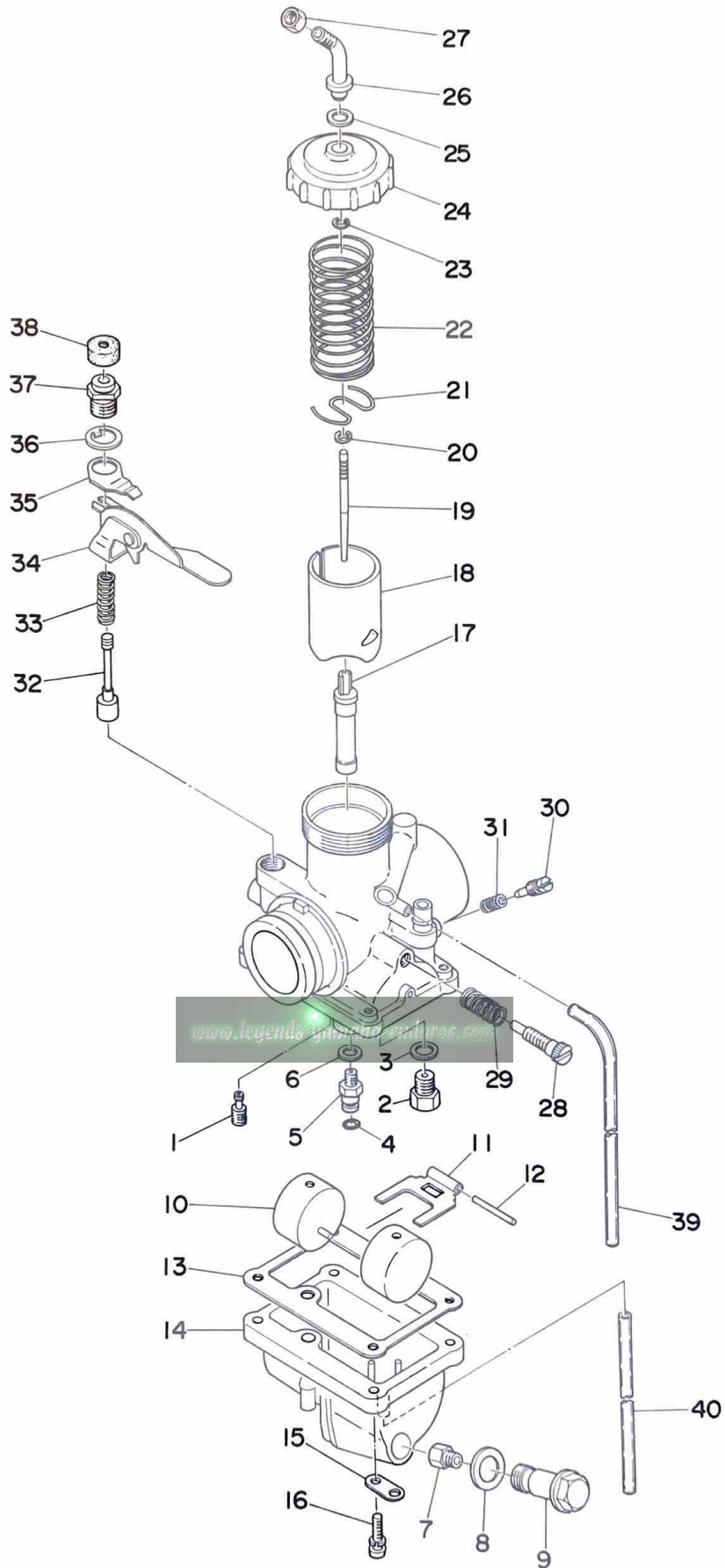
Fig. 12 INTAKE



# INTAKE

Ref. No.	Part No.	Description	Q'ty		Applicable Machine No.	Remarks
			250A	360A		
12- 1	438-14411-00	CASE, air cleaner .....	1	1		
12- 2	438-14451-00	ELEMENT, air cleaner.....	1	1		
12- 3	438-14412-00	CAP, case .....	1	1		
12- 4	92501-06012	SCREW, panhead .....	3	3		
12- 5	92901-06100	WASHER, spring .....	3	3		
12- 6	92901-06200	WASHER .....	3	3		
12- 7	438-14437-00	DUCT .....	1	1		
12- 8	214-21717-00	DAMPER, battery box 1 .....	1	1		
12- 9	437-21633-00	COLLAR, fender .....	1	1		
12-10	92901-06100	WASHER, spring .....	1	1		
12-11	91201-06025	BOLT .....	1	1		
12-12	308-14455-00	BAND .....	2	2		
12-13	438-14453-00	JOINT, air cleaner .....	1			
	445-14453-00	JOINT, air cleaner .....		1		
12-14	304-14455-00	BAND .....	1	1		
12-15	364-13565-00	JOINT, carburetor .....	1	1		
12-16	91101-06030	BOLT .....	4	4		
12-17	92901-06100	WASHER, spring .....	4	4		
12-18	363-13610-00	REED VALVE ASS'Y .....	1	1		
12-19	363-13613-00	. VALVE, reed .....	2	2		
12-20	363-13616-00	. STOPPER, reed valve .....	2	2		
12-21	98512-03008	. SCREW, panhead .....	6	6		
12-22	92901-03100	. WASHER, spring .....	6	6		
12-23	363-13621-00	PACKING, valve seat .....	1	1		

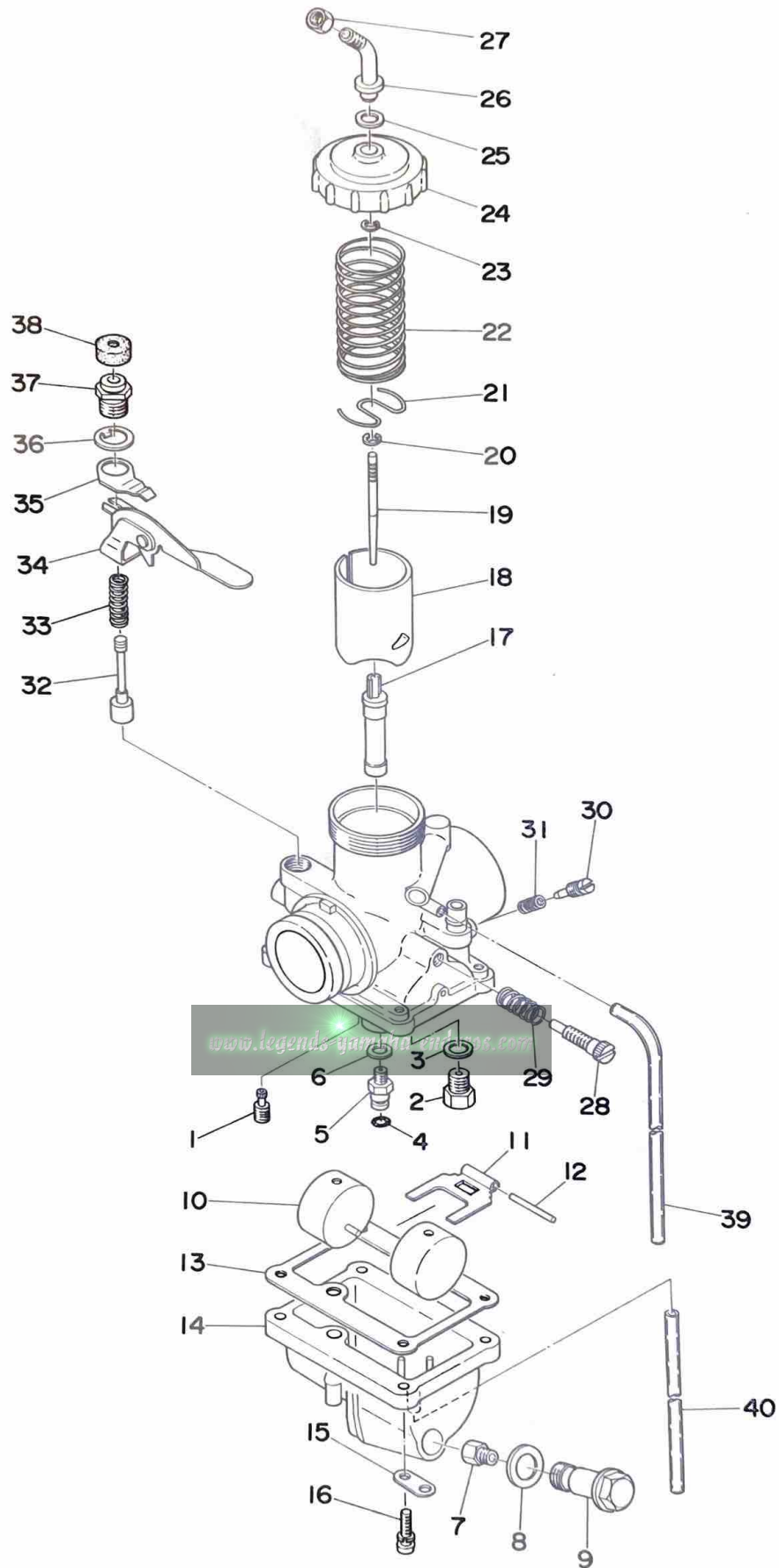
Fig.13 CARBURETOR



# CARBURETOR

Ref. No.	Part No.	Description	Q'ty		Applicable Machine No.	Remarks
			250A	360A		
13-0-1	438-14101-60	CARBURETOR ASS'Y .....	1			
	445-14101-60	CARBURETOR ASS'Y .....		1		
13- 1	193-14142-60	. JET, pilot (#60) .....	1			
	193-14142-50	. JET, pilot (#50) .....		1		
13- 2	168-14190-25	. VALVE SEAT ASS'Y (#2.5) ....	1	1		
13- 3	214-14195-00	. WASHER, valve seat .....	1	1		
13- 4	214-14147-00	. O-RING .....	1	1		
13- 5	276-14145-00	. SETTER, needle jet .....	1	1		
13- 6	137-14153-00	. WASHER, main jet .....	1	1		
13- 7	137-14143-26	. JET, main (#130) .....	} U.R 1			STD -- DT250A
	137-14143-28	. JET, main (#140) .....				
	137-14143-30	. JET, main (#150) .....				
	137-14143-34	. JET, main (#170) .....	} U.R 1			STD -- DT360A
	137-14143-36	. JET, main (#180) .....				
	137-14143-38	. JET, main (#190) .....				
13- 8	248-14198-00	. GASKET .....	1	1		
13- 9	438-14166-00	. BOLT, banjo .....	1	1		
13-10	214-14185-00	. FLOAT .....	1	1		
13-11	214-14187-00	. ARM, float .....	1	1		
13-12	137-14186-00	. PIN, float .....	1	1		
13-13	438-14184-00	. GASKET, float chamber .....	1	1		
13-14	214-14181-00-33	. BODY, float chamber .....	1	1		
13-15	132-14146-00-33	. PLATE .....	1	1		
13-16	305-14567-00-33	. SCREW, panhead .....	4	4		
13-17	280-14141-30	. NOZZLE, main .....	1			
	445-14141-38	. NOZZLE, main .....		1		
13-18	211-14112-20	. VALVE, throttle .....	1	1		

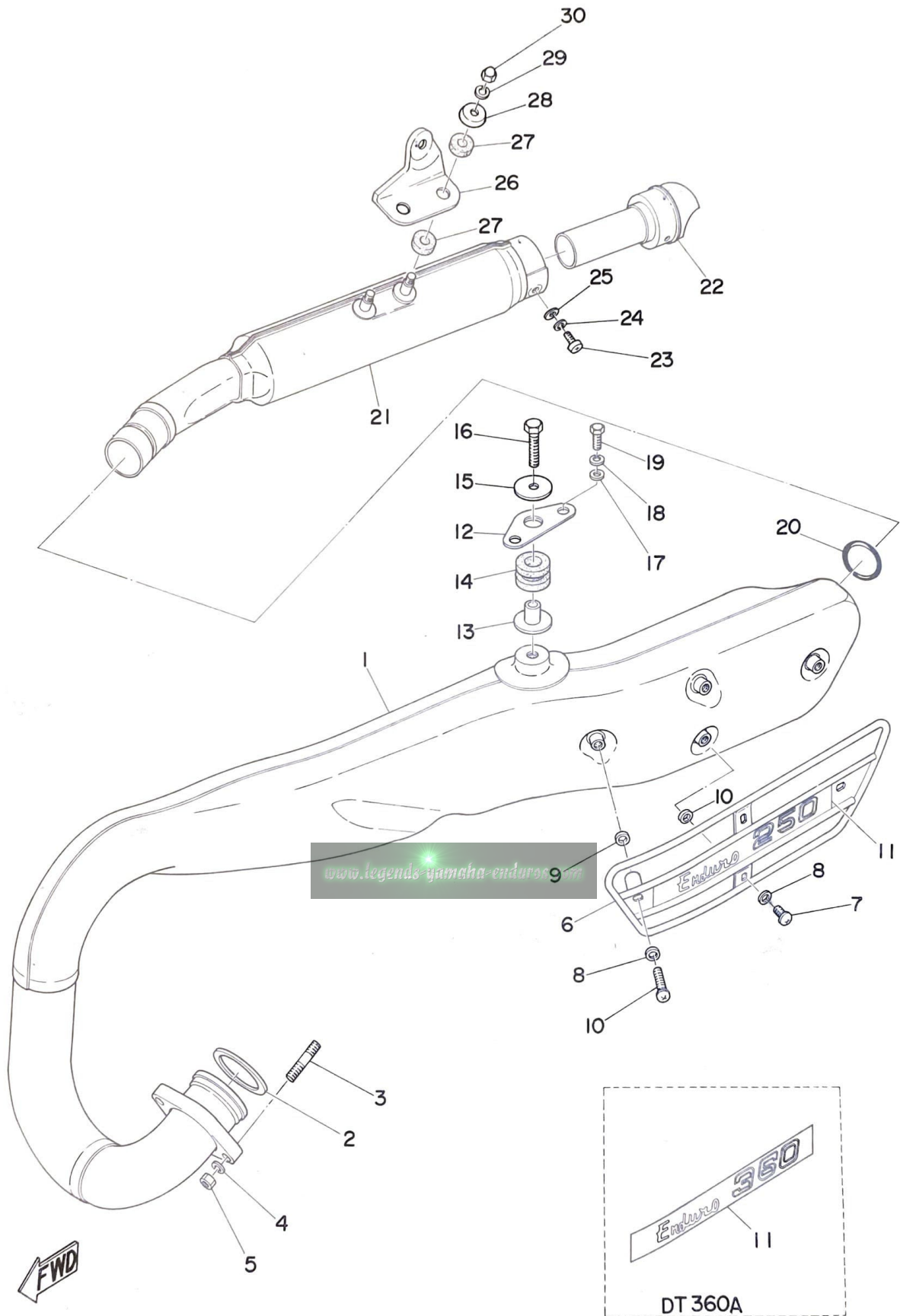
Fig.13 CARBURETOR



# CARBURETOR

Ref. No.	Part No.	Description	Q'ty		Applicable Machine No.	Remarks
			250A	360A		
13-19	168-14116-07	. NEEDLE .....	1			
	438-14116-08	. NEEDLE .....		1		
13-20	164-14137-00	. CLIP .....	1			
13-21	214-14136-00	. SEAT, spring .....	1	1		
13-22	438-14131-00	. SPRING, throttle valve .....	1	1		
13-23	363-14137-00	. CLIP .....	1	1		
13-24	438-14158-00-33	. TOP, mixing chamber .....	1	1		
13-25	363-14198-00	. PACKING .....	1	1		
13-26	363-14155-00	. TUBE, guide wire .....	1	1		
13-27	127-14161-00	. NUT, wire adjusting .....	1	1		
13-28	438-14122-00-33	. SCREW, throttle stop .....	1	1		
13-29	137-14133-00-33	. SPRING, throttle stop .....	1	1		
13-30	152-14123-00-33	. SCREW, air adjusting .....	1	1		
13-31	127-14134-00	. SPRING, air adjusting .....	1	1		
13-32	132-14171-00	. PLUNGER, starter .....	1	1		
13-33	156-14135-00	. SPRING, plunger .....	1	1		
13-34	214-14175-00-33	. LEVER, starter light .....	1	1		
13-35	170-14178-00-33	. PLATE, starter lever .....	1	1		
13-36	132-14179-00	. WASHER, starter lever .....	1	1		
13-37	802-14174-00	. CAP, plunger .....	1	1		
13-38	802-14173-00	. COVER, plunger cap .....	1	1		
13-39	214-14197-00	. PIPE, air vent .....	1	1		
13-40	183-14197-00	. PIPE, air vent .....	1	1		

Fig. 14 EXHAUST

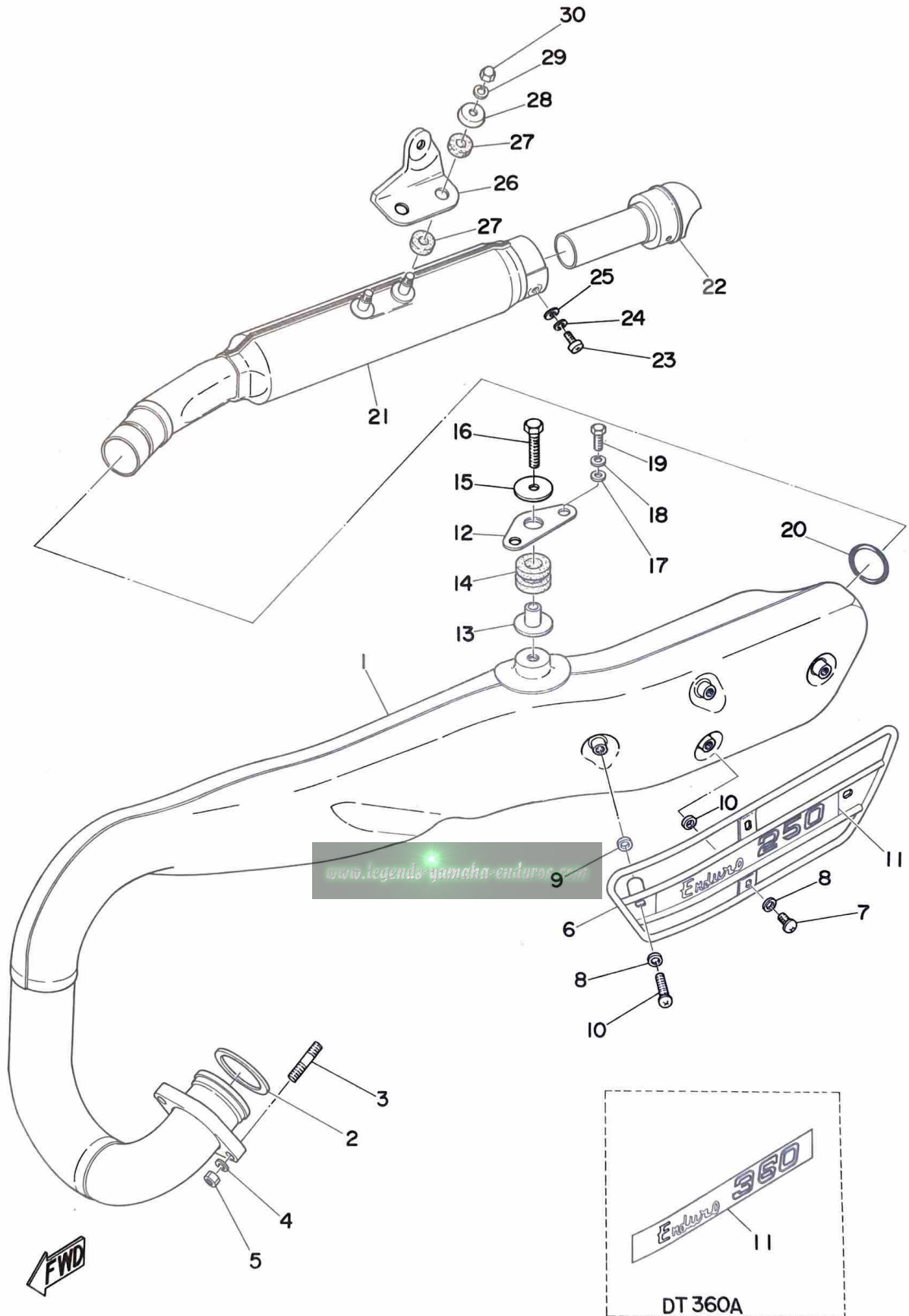


# EXHAUST

Ref. No.	Part No.	Description	Q'ty		Applicable Machine No.	Remarks
			250A	360A		
14- 1	438-14610-00	EXHAUST PIPE ASS'Y .....	1	1		
14- 2	214-14613-00	GASKET, exhaust pipe .....	1	1		
14- 3	392-14651-00	STUD .....	2	2		
14- 4	92901-08100	WASHER, spring .....	2	2		
14- 5	98801-08100	NUT .....	2	2		
14- 6	438-14718-00-93	PROTECTOR, muffler .....	1	1		
14- 7	91903-06012	SCREW, bind .....	3	3		
14- 8	178-14766-00	WASHER, protector (6.2-12-1.5)	4	4		
14- 9	214-14766-00	WASHER, protector (7.0-12-3.0)	4	4		
14-10	91903-06035	SCREW, bind .....	1	1		
14-11	438-14729-00	EMBLEM, protector .....	1			
	445-14729-00	EMBLEM, protector .....		1		
14-12	437-14771-00	STAY, muffler .....	1	1		
14-13	90387-08242	COLLAR, muffler .....	1	1		
14-14	437-14747-00	DAMPER, muffler .....	1	1		
14-15	90201-08310	WASHER, plate (8.2-32-16) .....	1	1		
14-16	97201-08035	BOLT .....	1	1		
14-17	116-28324-00	WASHER, legshield (6.5-20-1.6)	2	2		
14-18	92901-06100	WASHER, spring .....	2	2		
14-19	91201-06015	BOLT .....	2	2		
14-20	93210-27250	O-RING (3.1-27.4) .....	1	1		
14-21	438-14753-02	SILENCER .....	1	1		
14-22	438-14752-00	PIPE, outlet .....	1	1		
14-23	92501-06012	SCREW, panhead .....	1	1		
14-24	92901-06100	WASHER, spring .....	1	1		
14-25	92901-06200	WASHER, plain .....	1	1		
14-26	438-14781-00	STAY, silencer .....	1	1		
14-27	438-14757-00	DAMPER, muffler .....	4	4		



Fig. 14 EXHAUST

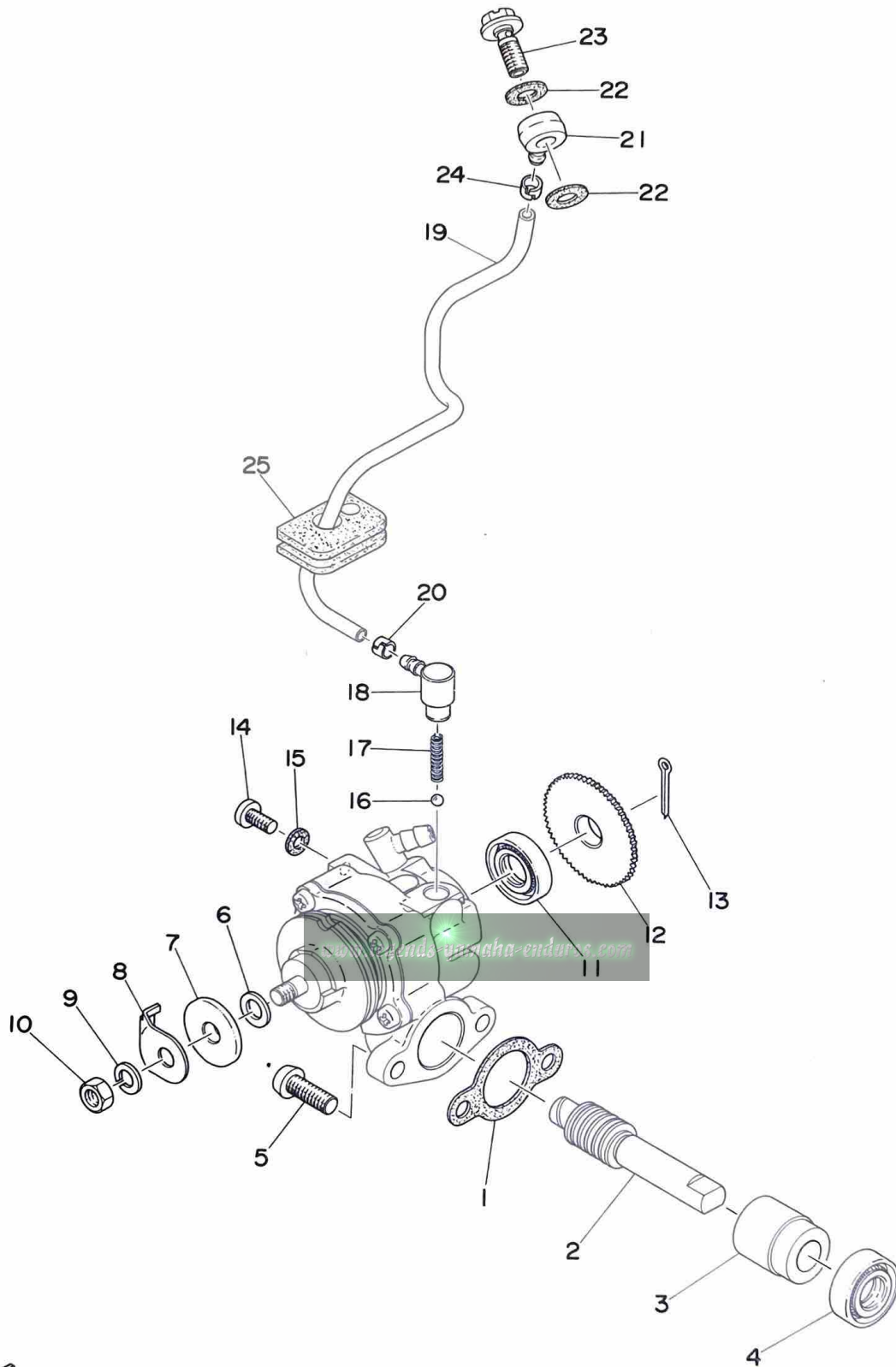


# EXHAUST

Ref. No.	Part No.	Description	Q'ty		Applicable Machine No.	Remarks
			250A	360A		
14-28	438-14759-00	WASHER .....	2	2		
14-29	92901-06100	WASHER, spring .....	2	2		
14-30	98801-06700	NUT, crown .....	2	2		

[www.legends-yamaha-enduros.com](http://www.legends-yamaha-enduros.com)

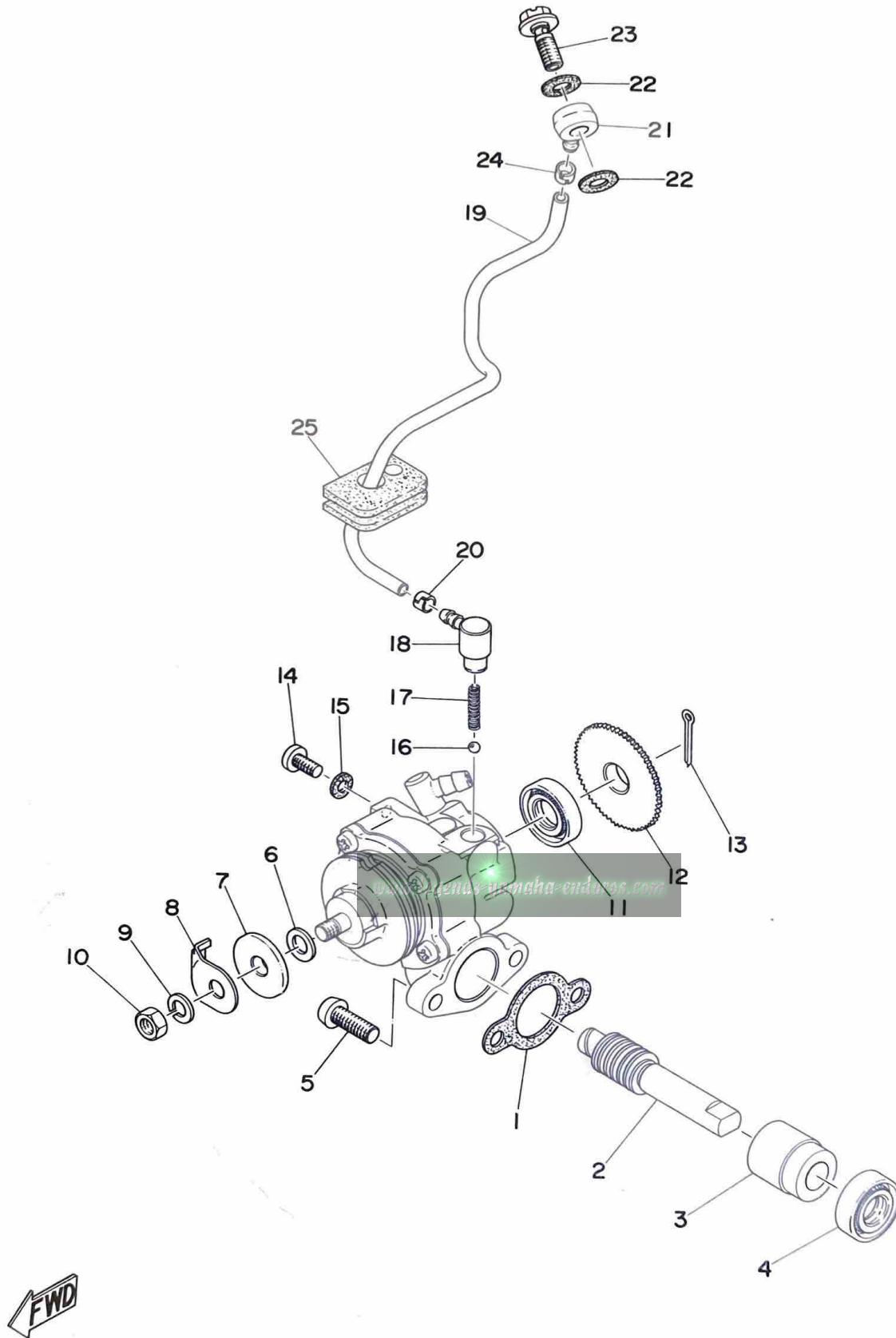
Fig. 15 OIL PUMP



# OIL PUMP

Ref. No.	Part No.	Description	Q'ty		Applicable Machine No.	Remarks
			250A	360A		
15- 1	126-13116-00	GASKET, pump case .....	1	1		
15- 2	364-13175-00	SHAFT, worm .....	1			
	363-13175-00	SHAFT, worm .....		1		
15- 3	137-13176-00	METAL, worm shaft outer.....	1	1		
15- 4	93101-10002	OIL SEAL (S-10-22-7) .....	1	1		
15- 5	98501-05015	SCREW, panhead .....	2	2		
15-0-1	438-13101-00	OIL PUMP ASS'Y .....	1			
	445-13101-00	OIL PUMP ASS'Y .....		1		
15- 6	137-13137-00-03	. SHIM, plunger (5.8-10-0.3)....	}	U.R		
	137-13137-00-05	. SHIM, plunger (5.8-10-0.5)....				
	137-13137-00-10	. SHIM, plunger (5.8-10-1.0)....				
15- 7	137-13138-01	. PLATE, adjusting .....	1	1		
15- 8	402-13146-00	. COVER .....	1	1		
15- 9	92901-05100	. WASHER, spring .....	1	1		
15-10	98801-05200	. NUT .....	1	1		
15-11	93101-10001	. OIL SEAL (S-10-21-5) .....	1	1		
15-12	137-13128-00	. PLATE, starter .....	1	1		
15-13	91401-12018	. PIN, cotter .....	1	1		
15-14	98901-04008	. SCREW, blind .....	1	1		
15-15	137-13187-00	. GASKET, breather.....	1	1		
15-16	93505-32002	. BALL (5/32 inch) .....	1	1		
15-17	278-13169-00	. SPRING, check ball .....	1	1		
15-18	353-13552-00	. NOZZLE .....	1	1		
15-19	276-13161-00	. PIPE, delivery .....	1	1		
15-20	214-13164-00	. CLIP, delivery pipe .....	1	1		
15-21	214-13162-00	BANJO, delivery pipe .....	1	1		
15-22	137-13167-00	GASKET, banjo bolt (6-13-0.5)..	2	2		
15-23	137-13165-00	BOLT, banjo .....	1	1		

Fig. 15 OIL PUMP

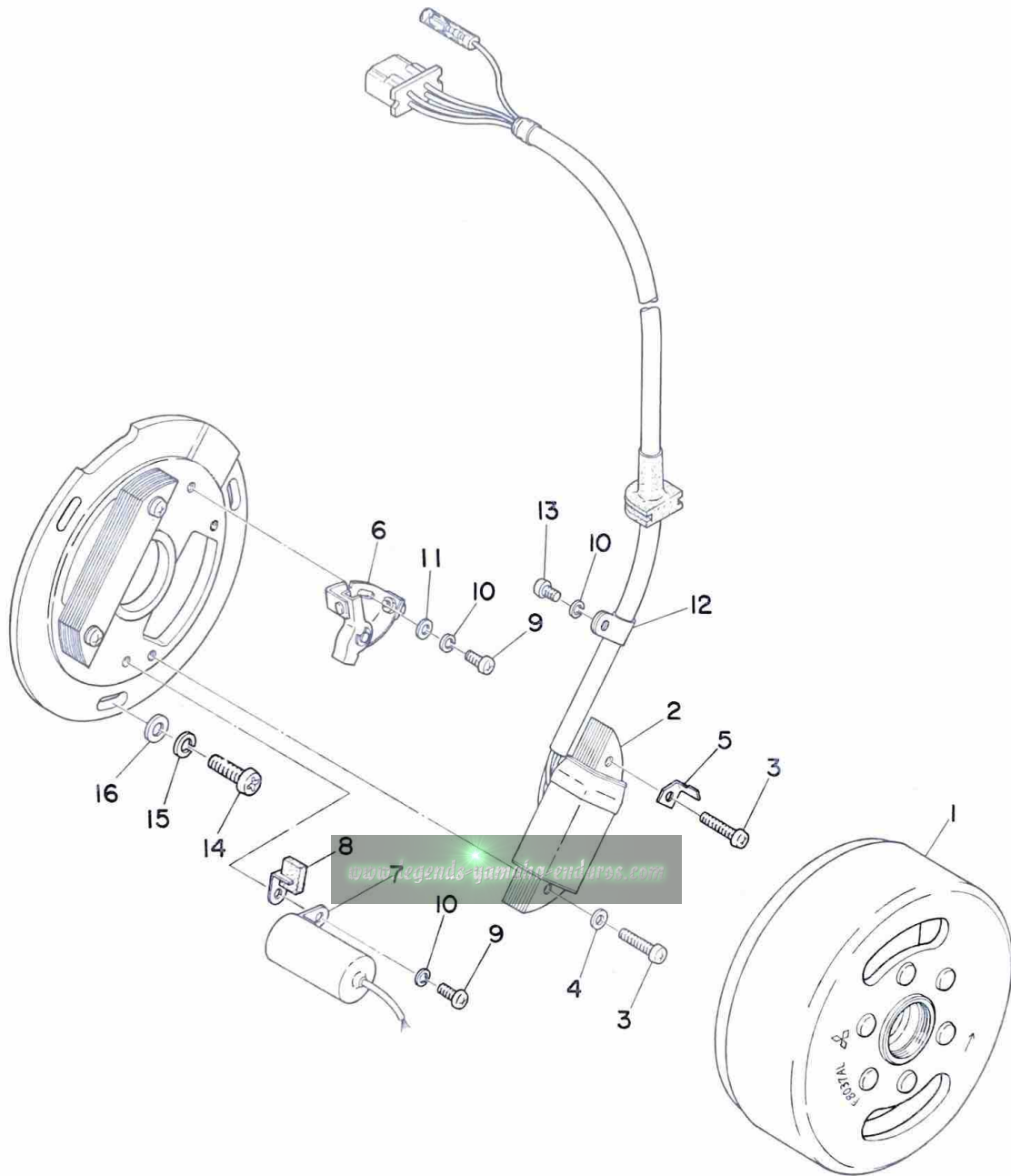


# OIL PUMP

Ref. No.	Part No.	Description	Q'ty		Applicable Machine No.	Remarks
			250A	360A		
15-24	214-13164-00	CLIP, delivery pipe .....	1	1		
15-25	363-13174-00	HOLDER, oil pipe .....	1	1		

[www.legends-yamaha-enduros.com](http://www.legends-yamaha-enduros.com)

Fig. 16 FLYWHEEL MAGNETO (DT250A)



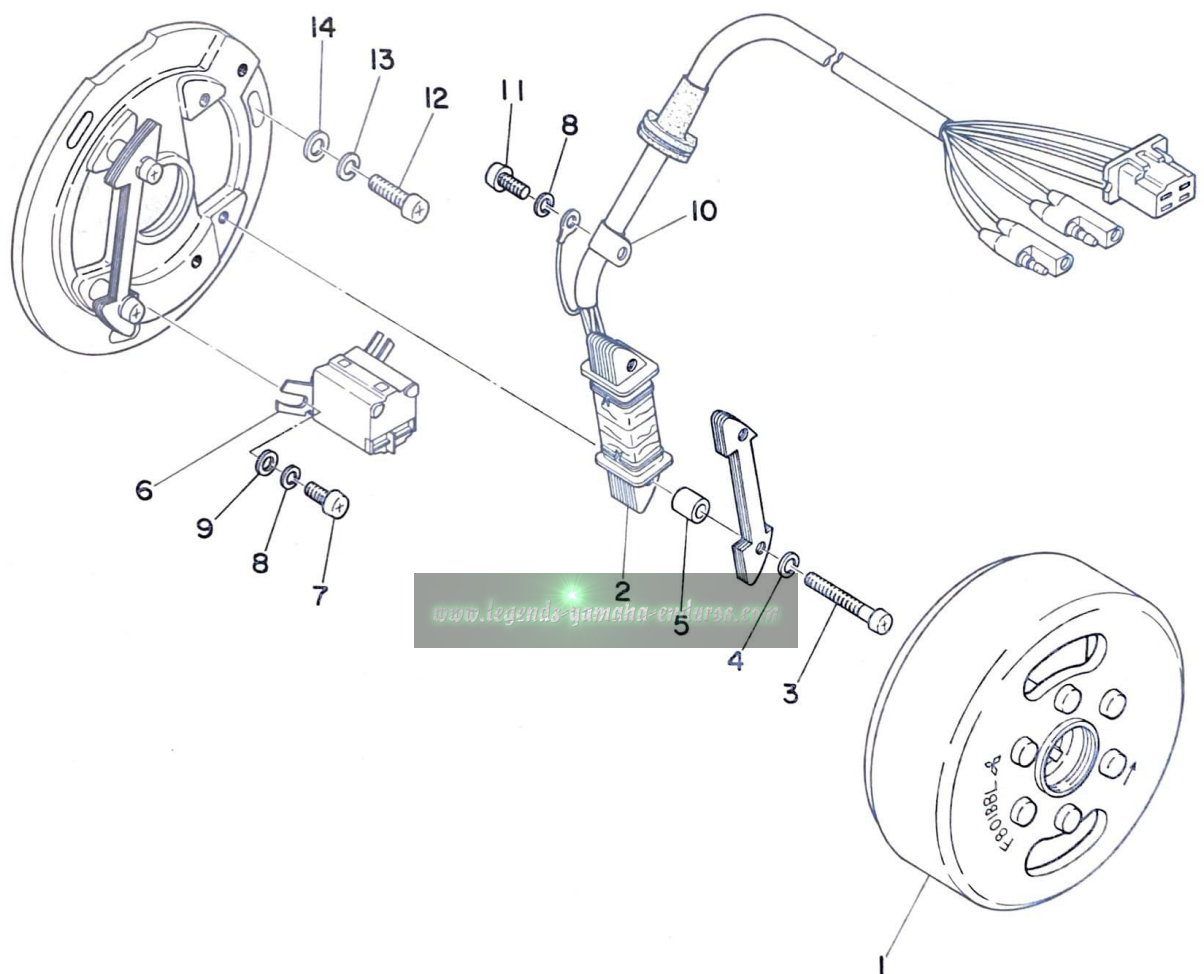
# FLYWHEEL MAGNETO (DT250A)

Ref. No.	Part No.	Description	Q'ty		Applicable Machine No.	Remarks
			250A	360A		
16- 0-1	438-81300-21	FLYWHEEL MAGNETO ASS'Y ...	1			
16- 1	438-81350-20	. ROTOR ASS'Y .....	1			
16- 2	438-81312-20	. COIL, source .....	1			
16- 3	438-81345-20	. SCREW, panhead .....	2			
16- 4	92901-05200	. WASHER, plain .....	1			
16- 5	438-81332-20	. PLATE, timing .....	1			
16- 6	438-81321-20	. CONTACT BREAKER ASS'Y ...	1			
16- 7	654-81326-20	. CONDENSER .....	1			
16- 8	116-81331-20	. LUBRICATOR .....	1			
16- 9	110-81347-20	. SCREW, panhead .....	2			
16-10	92901-04100	. WASHER, spring .....	3			
16-11	92901-04200	. WASHER, plain .....	1			
16-12	109-81328-10	. CLAMP, lead .....	1			
16-13	110-81345-20	. SCREW, panhead .....	1			
16-14	92501-06020	SCREW, panhead .....	3			
16-15	92901-06100	WASHER, spring .....	3			
16-16	92901-06200	WASHER, plain .....	3			

[www.legends-yamaha-enduros.com](http://www.legends-yamaha-enduros.com)



Fig. 17 C.D.I. MAGNETO (DT360A)



## C.D.I.MAGNET (DT360A)

Ref. No.	Part No.	Description	Q'ty		Applicable Machine No.	Remarks
			250A	360A		
17- 0-1	445-85500-20	C.D.I MAGNETO ASS'Y .....		1		
17- 1	445-85550-20	. ROTOR ASS'Y .....		1		
17- 2	445-85541-20	. COIL, charge .....		1		
17- 3	438-81345-20	. SCREW, panhead .....		2		
17- 4	92901-05100	. WASHER, spring .....		2		
17- 5	445-81318-20	. SPACER .....		2		
17- 6	445-85580-20	. COIL, pulser .....		1		
17- 7	445-85581-20	. SCREW, panhead .....		2		
17- 8	92901-04100	. WASHER, spring .....		3		
17- 9	92901-04200	. WASHER, plain .....		2		
17-10	445-81328-20	. CLAMP, lead .....		1		
17-11	110-81345-20	. SCREW .....		1		
17-12	92501-06020	SCREW, panhead .....		3		
17-13	92901-06100	WASHER, spring .....		3		
17-14	92901-06200	WASHER, plain .....		3		

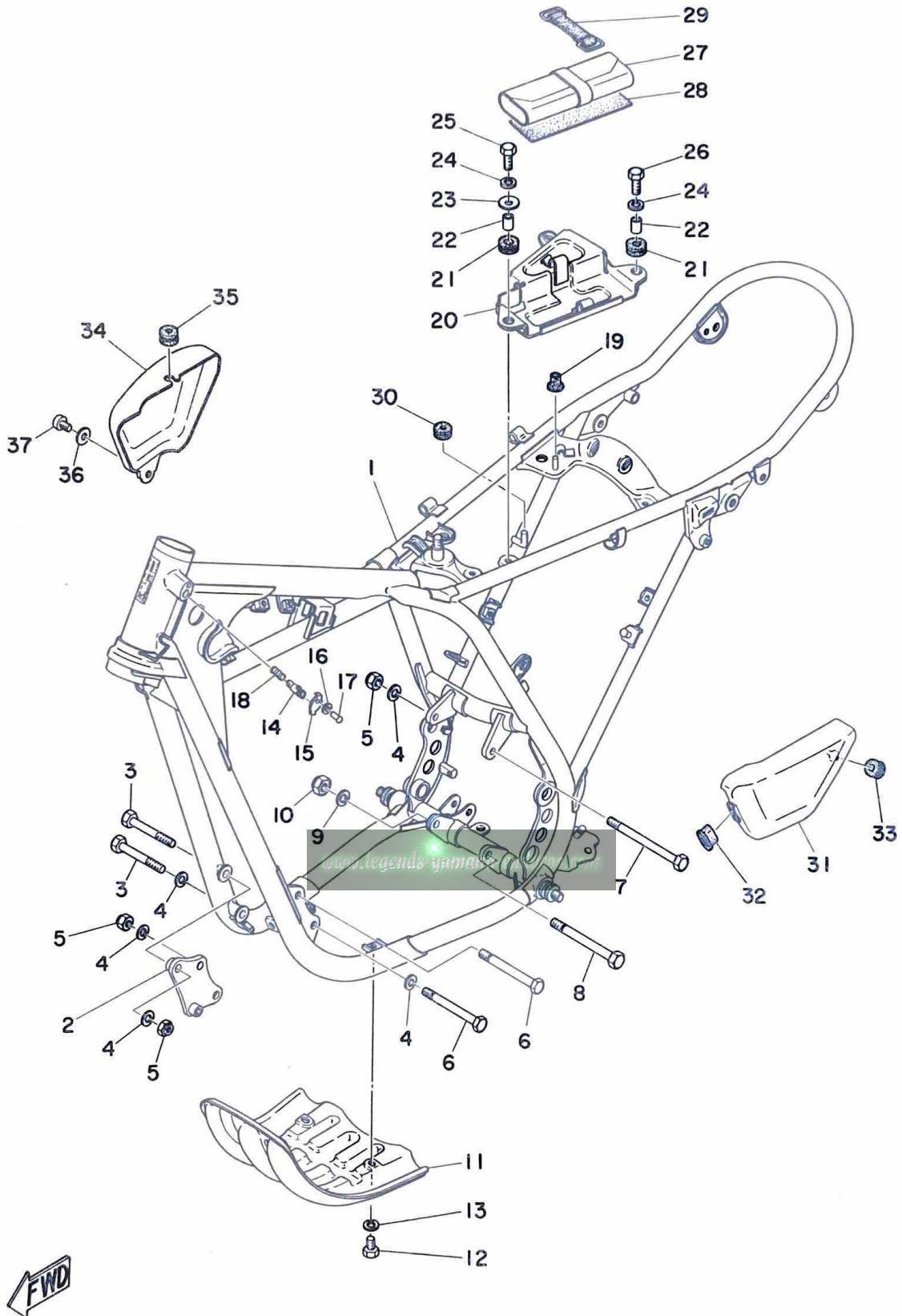
[www.legends-yamaha-enduros.com](http://www.legends-yamaha-enduros.com)

# CHASSIS

[www.legends-yamaha-enduro.com](http://www.legends-yamaha-enduro.com)



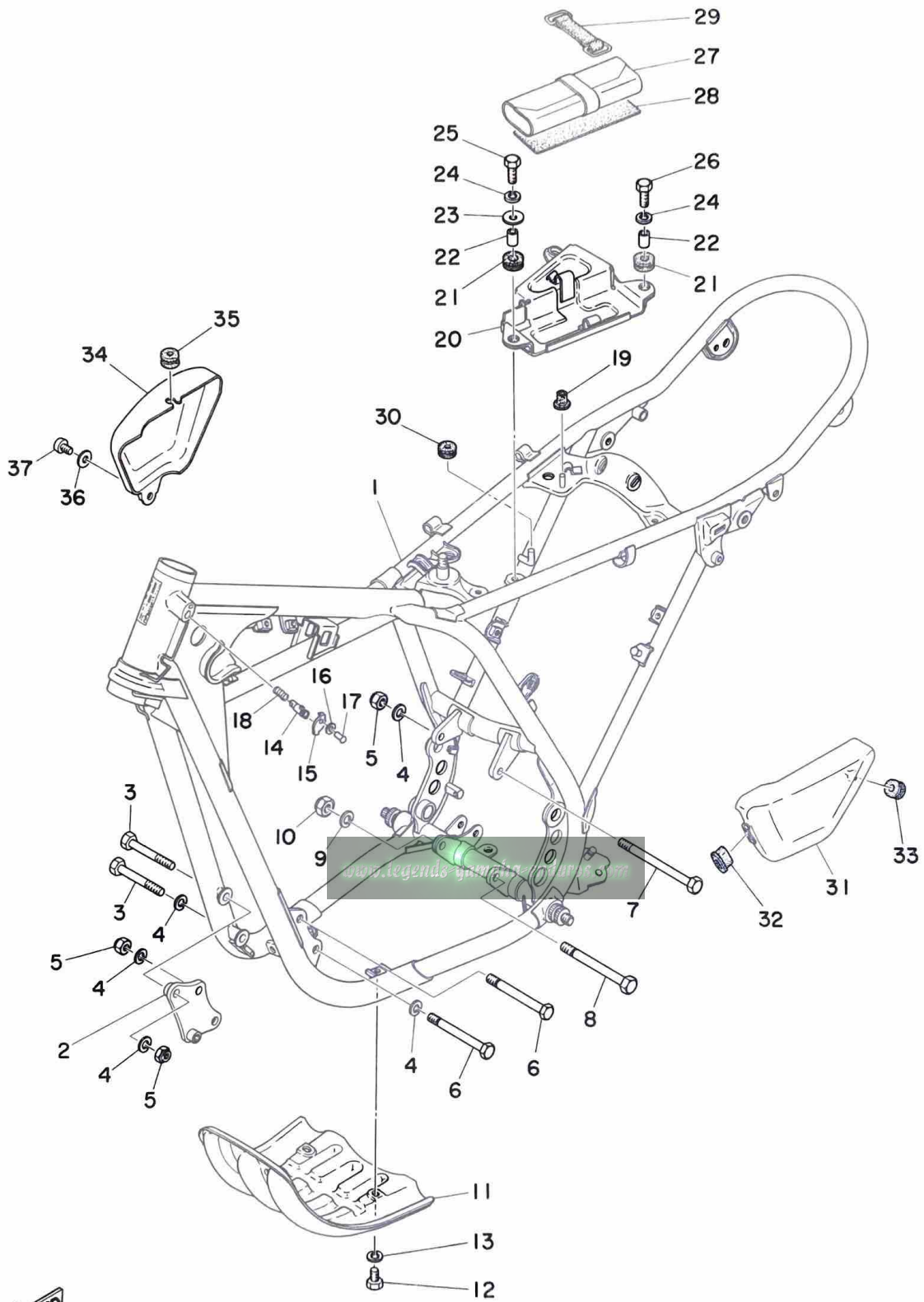
Fig. 18 FRAME · SIDE COVER



## FRAME · SIDE COVER

Ref. No.	Part No.	Description	Q'ty		Applicable Machine No.	Remarks
			250A	360A		
18- 1	438-21110-00-33	FRAME COMP. ....	1	1		Yamaha Black
18- 2	363-21416-00	BRACKET, engine front upper right .....	1	1		
18- 3	97101-08070	BOLT .....	2	2		
18- 4	92901-08100	WASHER, spring .....	5	5		
18- 5	90185-08039	NUT U .....	3	3		
18- 6	363-21482-00	BOLT, engine mounting front ....	2	2		
18- 7	90101-08102	BOLT .....	1	1		
18- 8	124-21483-00	BOLT, engine mounting 3 .....	1	1		
18- 9	92901-10100	WASHER, spring .....	1	1		
18-10	90185-10035	NUT U .....	1	1		
18-11	363-21471-00	PROTECTOR, engine .....	1	1		
18-12	91201-06012	BOLT .....	4	4		
18-13	92901-06100	WASHER, spring .....	4	4		
18-14	341-23408-01	STEERING LOCK ASS'Y .....	1	1		
18-15	134-23484-10	CAP, handle lock .....	1	1		
18-16	214-23488-00	WASHER, wave .....	1	1		
18-17	214-23483-00	RIVET, screw .....	1	1		
18-18	214-23485-00	SPRING .....	1	1		
18-19	395-21638-00	BUSHING, rubber .....	1	1		
18-20	438-21170-00-33	TOOL BOX COMP. ....	1	1		Yamaha Black
18-21	214-21717-00	DAMPER, battery box 1 .....	2	2		
18-22	437-21633-00	COLLAR, fender .....	2	2		
18-23	116-28324-00	WASHER, leg shield (6.5-20-1.6)	1	1		
18-24	92901-06100	WASHER, spring .....	2	2		
18-25	91101-06030	BOLT .....	1	1		
18-26	91101-06025	BOLT .....	1	1		
18-27	214-28100-10	TOOL ASS'Y .....	1	1		

Fig. 18 FRAME · SIDE COVER

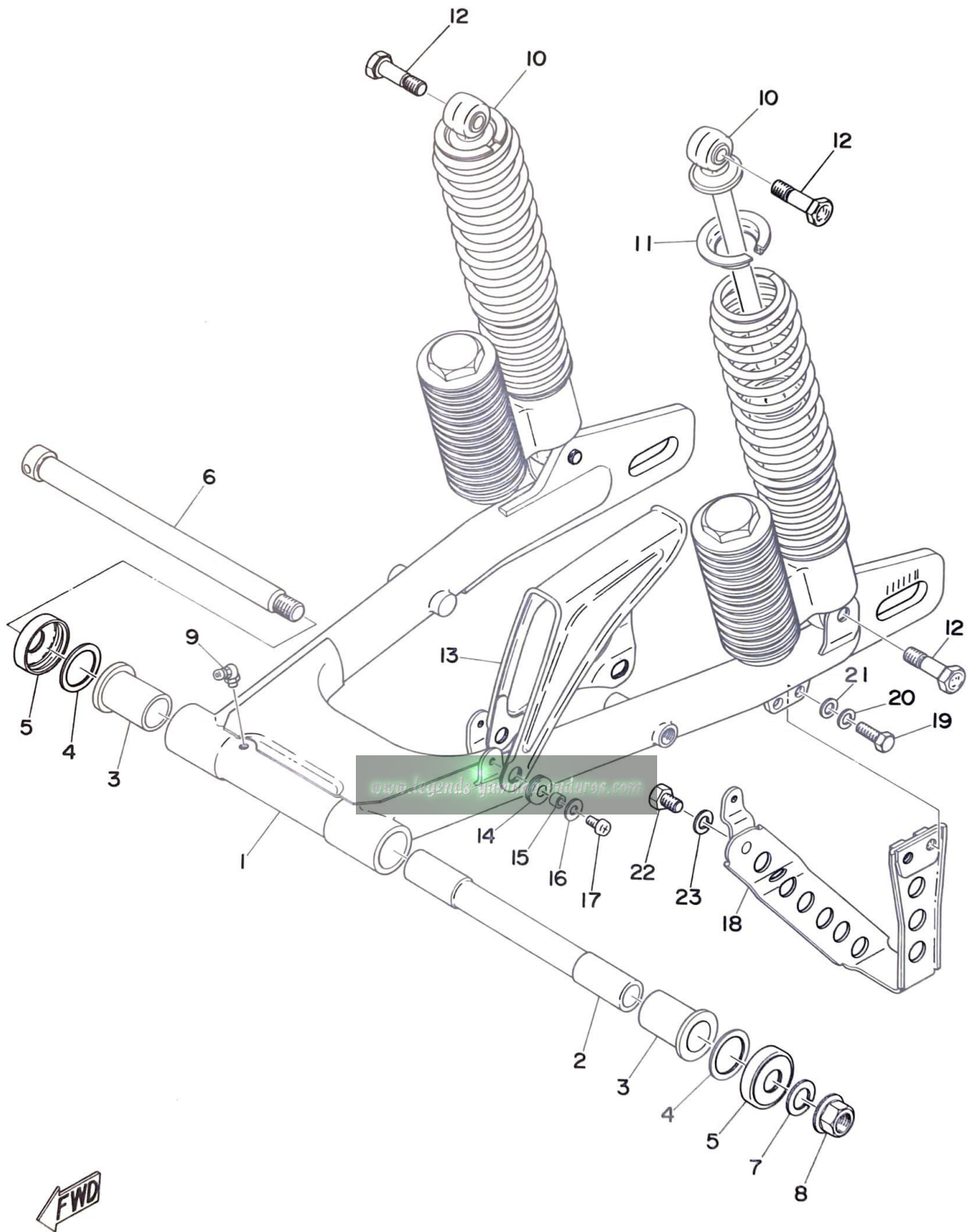


## FRAME · SIDE COVER

Ref. No.	Part No.	Description	Q'ty		Applicable Machine No.	Remarks
			250A	360A		
18-28	438-21755-00	DAMPER, tool .....	1	1		
18-29	288-21376-00	BAND, tool .....	1	1		
18-30	214-21746-00	DAMPER, tool box .....	1	1		
18-31	438-21711-00	COVER, side left .....	1	1		
18-32	437-21717-10	DAMPER, side cover .....	1	1		
18-33	90480-12053	DAMPER, side cover .....	1	1		
18-34	438-21721-00	COVER, side right .....	1	1		
18-35	90480-12053	DAMPER, side cover .....	1	1		
18-36	256-82517-00	WASHER, special .....	1	1		
18-37	98501-05012	SCREW, panhead .....	1	1		

[www.legends-yamaha-enduros.com](http://www.legends-yamaha-enduros.com)

Fig. 19 REAR ARM · REAR CUSHION · CHAIN CASE

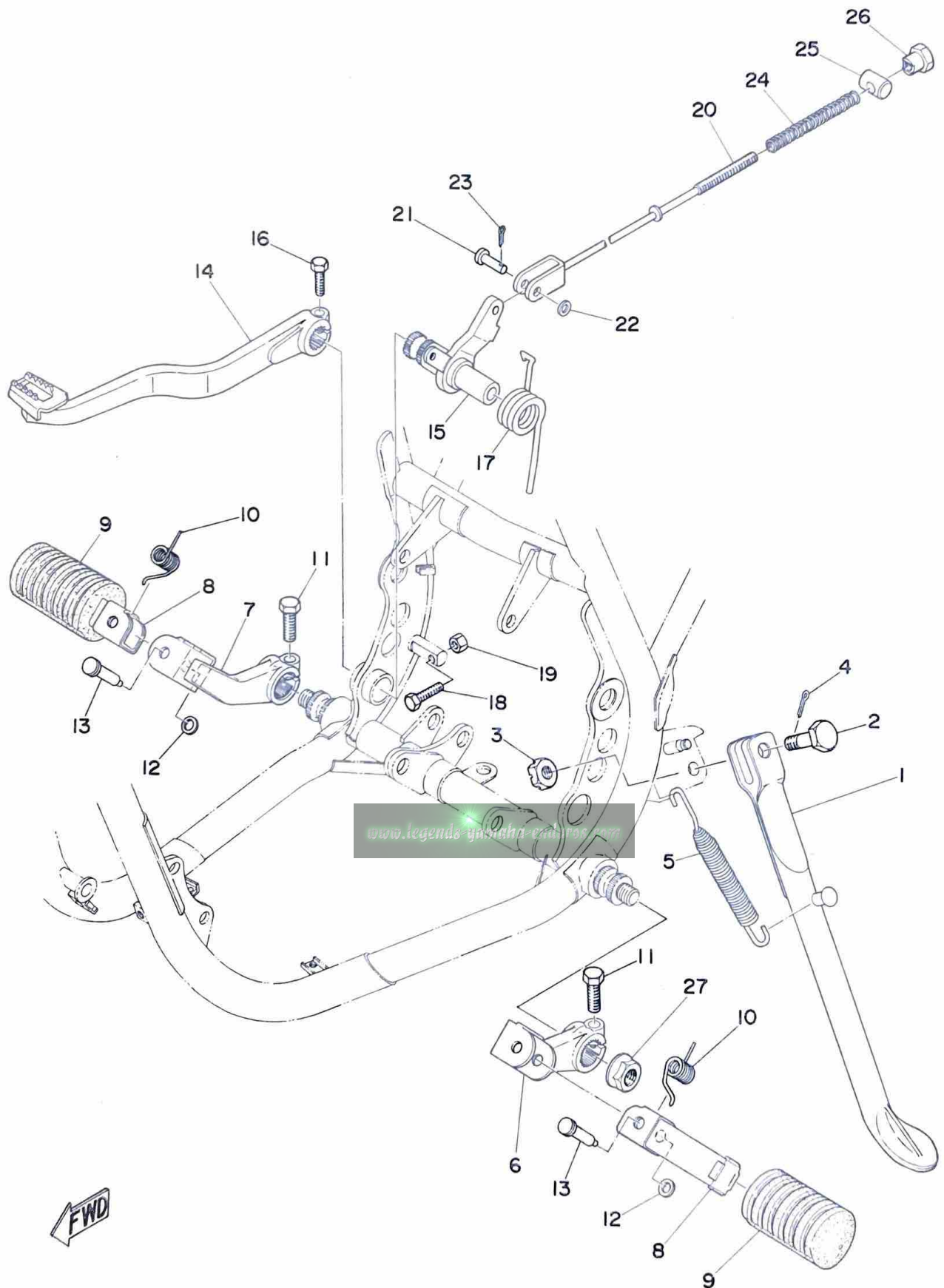




# REAR ARM · REAR CUSHION · CHAIN CASE

Ref. No.	Part No.	Description	Q'ty		Applicable Machine No.	Remarks
			250A	360A		
19- 1	438-22110-00-33	REAR ARM COMP. ....	1	1		Yamaha Black
19- 2	322-22124-00	BUSHING 2 .....	1	1		
19- 3	322-22123-00	BUSHING 1 .....	2	2		
19- 4	156-22127-00	SHIM .....	U.	N	U.	N
19- 5	322-22128-00	COVER, thrust .....	2	2		
19- 6	275-22141-00	SHAFT, pivot .....	1	1		
19- 7	92901-14100	WASHER, spring .....	1	1		
19- 8	363-22143-00	NUT, pivot .....	1	1		
19- 9	93700-06005	NIPPLE, grease .....	1	1		
19-10	438-22210-00	REAR CUSHION ASS'Y .....	2	2		
19-11	322-22213-20	. SEAT, spring upper .....	2	2		
19-12	401-22241-00	BOLT, rear cushion .....	4	4		
19-13	438-22311-01-33	CASE, chain .....	1	1		Yamaha Black
19-14	141-82596-00	CROMMET .....	3	3		
19-15	214-22317-00	SPACER, chain case .....	3	3		
19-16	136-22316-00	WASHER, chain case .....	3	3		
19-17	98501-05010	SCREW, panhead .....	3	3		
19-18	438-22318-00-33	GUARD, chain .....	1	1		Yamaha Black
19-19	91101-06018	BOLT .....	2	2		
19-20	92901-06100	WASHER, spring .....	2	2		
19-21	92901-06200	WASHER, plain .....	2	2		
19-22	91201-08012	BOLT .....	1	1		
19-23	92901-08100	WASHER, spring .....	1	1		

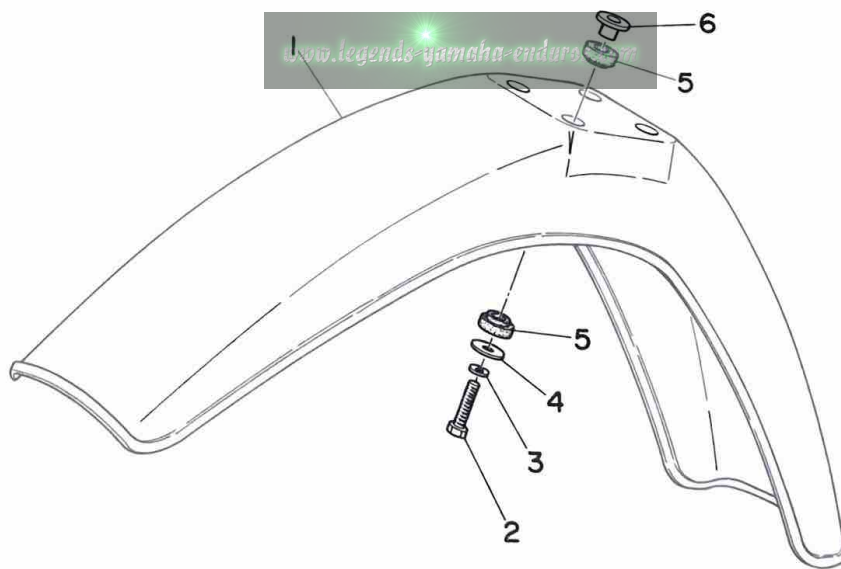
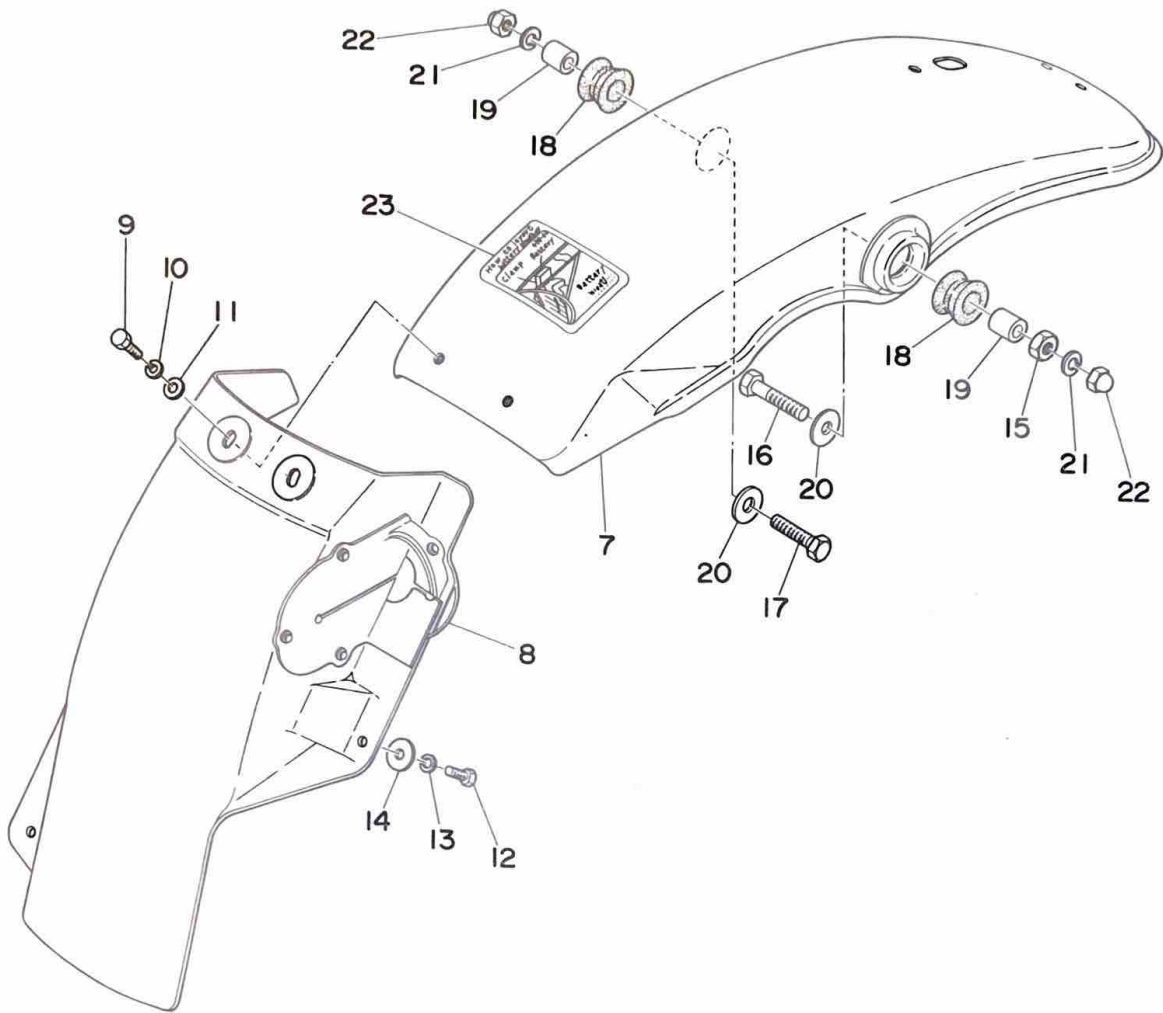
Fig. 20 STAND · FOOTREST · BRAKE PEDAL



# STAND · FOOTREST · BRAKE PEDAL

Ref. No.	Part No.	Description	Q'ty		Applicable Machine No.	Remarks
			250A	360A		
20- 1	214-27311-01	STAND, side .....	1	1		
20- 2	278-27317-00	BOLT, side stand.....	1	1		
20- 3	98801-10500	NUT, slotted .....	1	1		
20- 4	91401-20025	PIN, cotter .....	1	1		
20- 5	214-27316-00	SPRING .....	1	1		
20- 6	438-27412-00	BRACKET, footrest left .....	1	1		
20- 7	438-27422-00	BRACKET, footrest right .....	1	1		
20- 8	214-27421-00	FOOTREST .....	2	2		
20- 9	214-27413-00	COVER, footrest .....	2	2		
20-10	214-27426-00	SPRING, return .....	2	2		
20-11	97101-08025	BOLT .....	2	2		
20-12	214-27417-00	WASHER, special .....	2	2		
20-13	214-27418-00	PIN, clevis .....	2	2		
20-14	438-27211-02-33	PEDAL, brake .....	1	1		Yamaha Black
20-15	438-27212-01	SHAFT, brake .....	1	1		
20-16	91201-06020	BOLT .....	1	1		
20-17	90508-40146	SPRING, return .....	1	1		
20-18	322-27227-00	BOLT .....	1	1		
20-19	92801-06300	NUT .....	1	1		
20-20	363-27231-00	ROD, brake .....	1	1		
20-21	248-27228-00	PIN, link joint .....	1	1		
20-22	92901-06200	WASHER, plain .....	1	1		
20-23	91401-25012	PIN, cotter .....	1	1		
20-24	180-27236-00	SPRING, rod .....	1	1		
20-25	156-27237-00	PIN, clevis .....	1	1		
20-26	206-27238-00	NUT, adjusting .....	1	1		
20-27	363-27436-00	NUT, footrest .....	2	2		

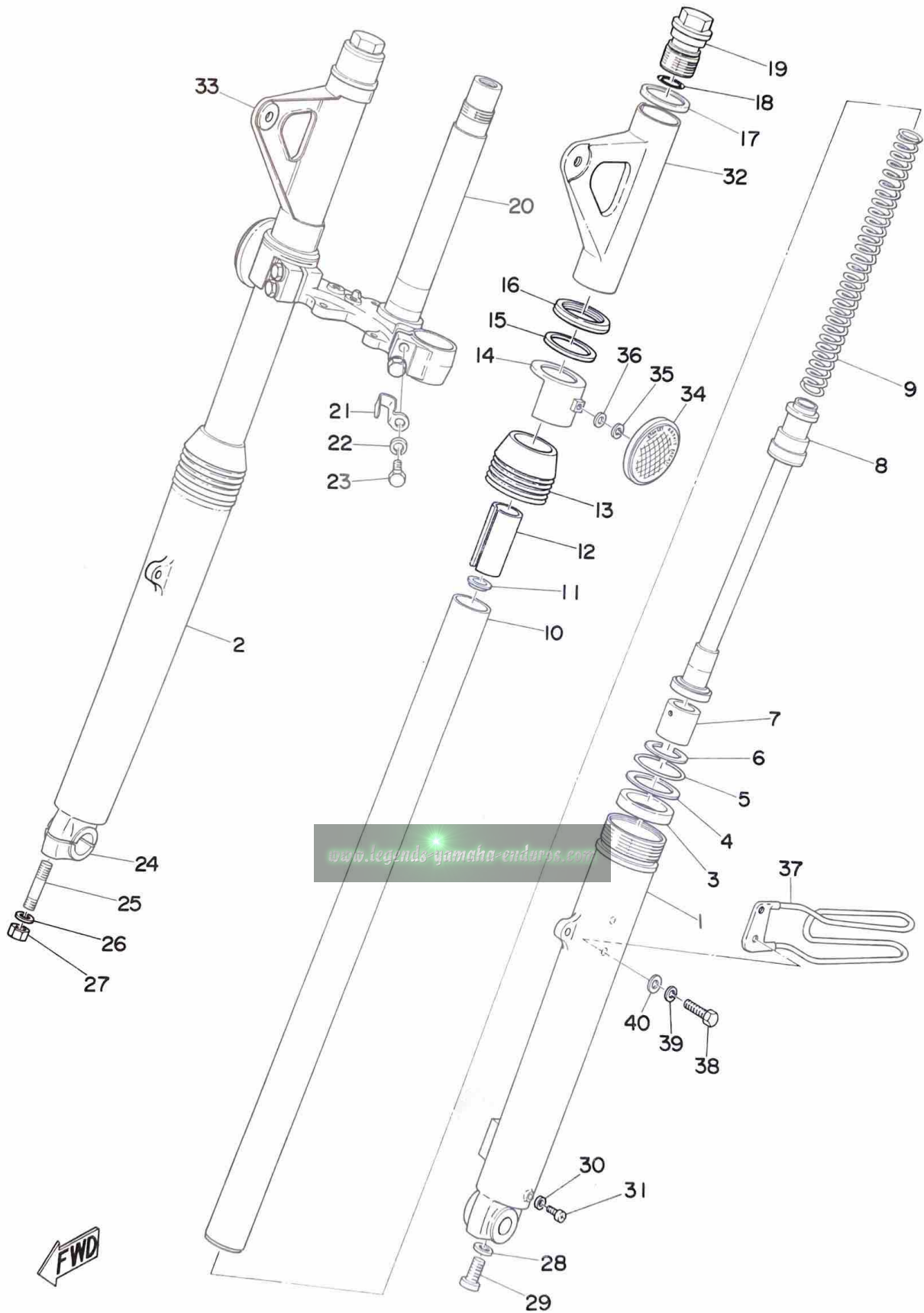
Fig. 21 FRONT FENDER · REAR FENDER



# FRONT FENDER · REAR FENDER

Ref. No.	Part No.	Description	Q'ty		Applicable Machine No.	Remarks
			250A	360A		
21- 1	401-21511-00-20	FENDER, front .....	1	1		Crystal Silver
21- 2	91101-06025	BOLT .....	4	4		
21- 3	92901-06100	WASHER, spring .....	4	4		
21- 4	116-28324-00	WASHER, leg shield 2 (6.5-20-1.6)	4	4		
21- 5	322-21541-00	DAMPER, fender .....	8	8		
21- 6	322-21544-00	COLLAR, fender .....	4	4		
21- 7	438-21610-00-20	REAR FENDER COMP. ....	1	1		Crystal Silver
21- 8	438-21629-00	GUARD, mad .....	1	1		
21- 9	91201-06018	BOLT .....	2	2		
21-10	92901-06100	WASHER, spring .....	2	2		
21-11	92901-06200	WASHER, plain .....	2	2		
21-12	91201-06015	BOLT .....	2	2		
21-13	92901-06100	WASHER, spring .....	2	2		
21-14	116-28324-00	WASHER, leg shield 2 (6.5-20-1.6)	2	2		
21-15	98801-08300	NUT .....	1	1		
21-16	97201-08045	BOLT .....	1	1		
21-17	97201-08035	BOLT .....	1	1		
21-18	168-21639-00	DAMPER, rear fender .....	2	2		
21-19	90387-08258	COLLAR, fender (8.3-15-1.5) ...	2	2		
21-20	611-48556-30	WASHER .....	2	2		
21-21	92901-08100	WASHER, spring .....	2	2		
21-22	98801-08700	NUT, crown .....	2	2		
21-23	438-28179-00	EMBLEM, caution .....	1	1		

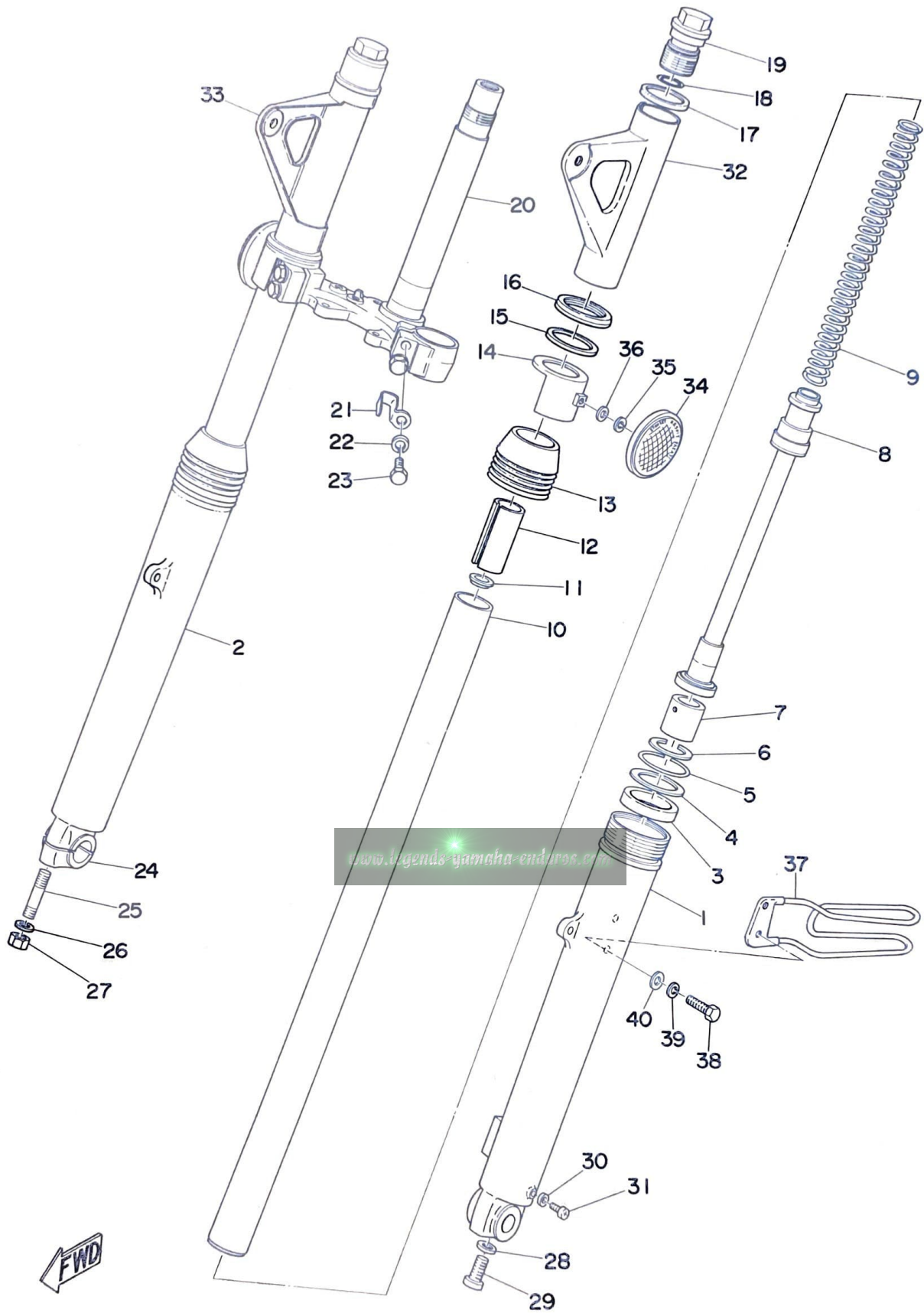
Fig. 22 FRONT FORK



# FRONT FORK

Ref. No.	Part No.	Description	Q'ty		Applicable Machine No.	Remarks
			250A	360A		
22-0-1	438-23101-00	FRONT FORK ASS'Y .....	1	1		
22- 1	291-23126-60	. TUBE, outer left .....	1	1		
22- 2	291-23136-60	. TUBE, outer right .....	1	1		
22- 3	278-23145-50	. . OIL SEAL .....	2	2		
22- 4	214-23146-00	. . WASHER, oil seal.....	2	2		
22- 5	214-23156-00	. . CLIP, oil seal .....	2	2		
22- 6	93420-28025	. CIRCLIP (R-28) .....	2	2		
22- 7	278-23171-50	. PISTON .....	2	2		
22- 8	291-23170-60	. CYLINDER COMP. ....	2	2		
22- 9	214-23141-00	. SPRING, fork .....	2	2		
22-10	291-23124-60	. TUBE, inner .....	2	2		
22-11	278-23142-50	. SEAT, spring upper.....	2	2		
22-12	291-23118-60	. SPACER .....	2	2		
22-13	278-23144-50	. SEAL, dust .....	2	2		
22-14	275-23122-60	. COVER, outer.....	2	2		
22-15	291-23163-61	. PACKING .....	2	2		
22-16	278-23116-50	. GUIDE, cover under .....	2	2		
22-17	278-23115-50	. GUIDE, cover upper .....	2	2		
22-18	214-23114-00	. PACKING (O-RING).....	2	2		
22-19	291-23111-60	. BOLT, cap .....	2	2		
22-20	438-23340-00-33	. UNDER BRACKET COMP. ....	1	1		
22-21	214-23318-00	. HOLDER, wire .....	1	1		Yamaha Black
22-22	92901-08100	. WASHER, spring .....	4	4		
22-23	275-23346-61	. BOLT, under bracket .....	4	4		
22-24	291-23167-60	. HOLDER, axle .....	1	1		
22-25	278-23128-50	. BOLT, axle holder .....	2	2		
22-26	92901-08100	. WASHER, spring .....	2	2		
22-27	98801-08100	. NUT .....	2	2		

Fig. 22 FRONT FORK



FWD

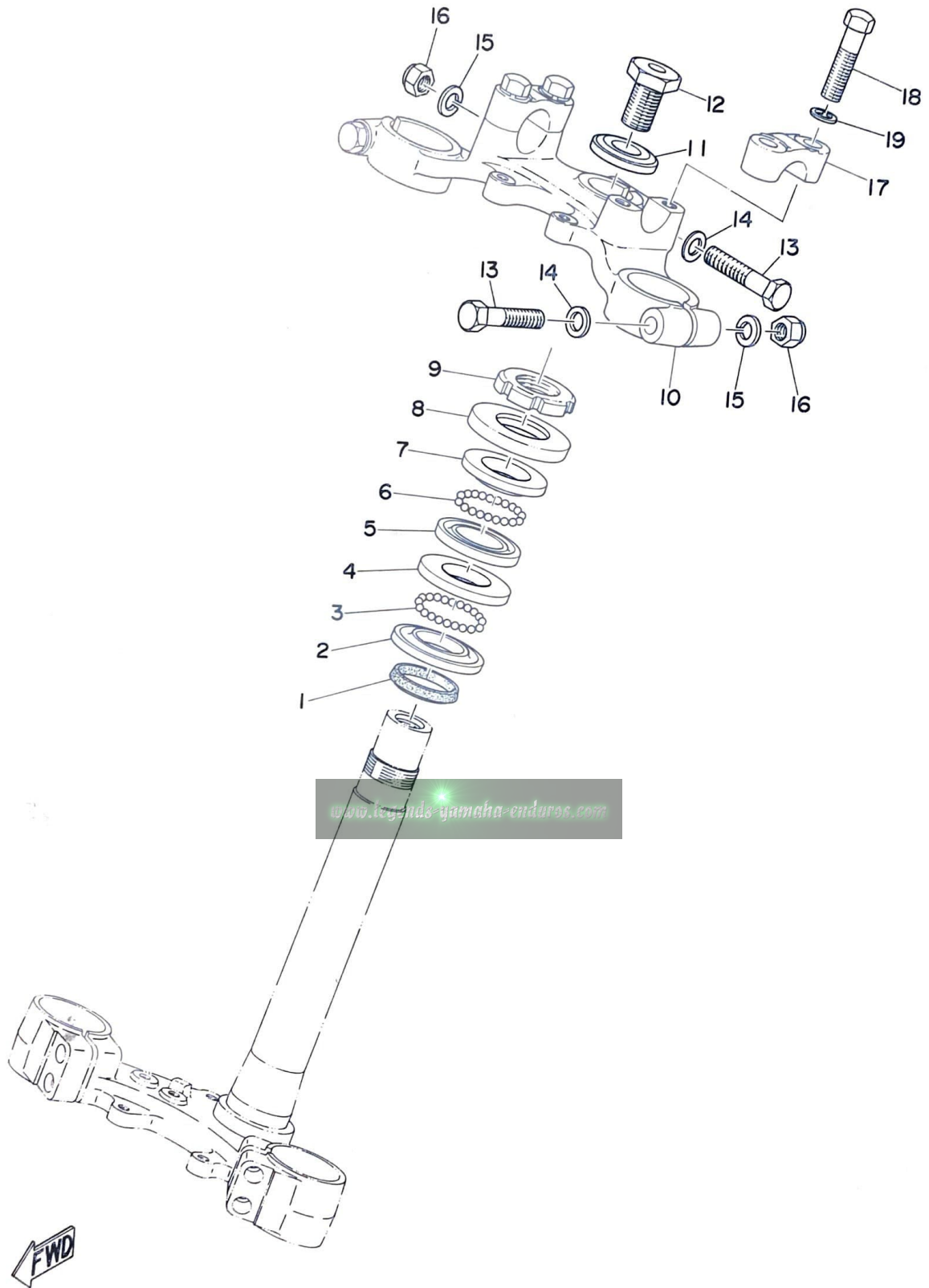


# FRONT FORK

Ref. No.	Part No.	Description	Q'ty		Applicable Machine No.	Remarks
			250A	360A		
22-28	278-23158-50	. PACKING .....	2	2		
22-29	278-23181-50	. BOLT .....	2	2		
22-30	122-23129-00	. GASKET, drain plug .....	2	2		
22-31	122-23119-01	. PLUG, drain .....	2	2		
22-32	438-23121-00-20	COVER, upper left .....	1	1		Crystal Silver
22-33	438-23131-00-20	COVER, upper right .....	1	1		Crystal Silver
22-34	341-85111-00	REFLECTOR .....	2	2		
22-35	92901-05100	WASHER, spring .....	2	2		
22-36	92901-05200	WASHER, plain .....	2	2		
22-37	437-23318-00	HOLDER, wire.....	1	1		
22-38	91101-06018	BOLT .....	1	1		
22-39	92901-06100	WASHER, spring .....	1	1		
22-40	92901-06200	WASHER, plain .....	1	1		

[www.legends-yamaha-enduros.com](http://www.legends-yamaha-enduros.com)

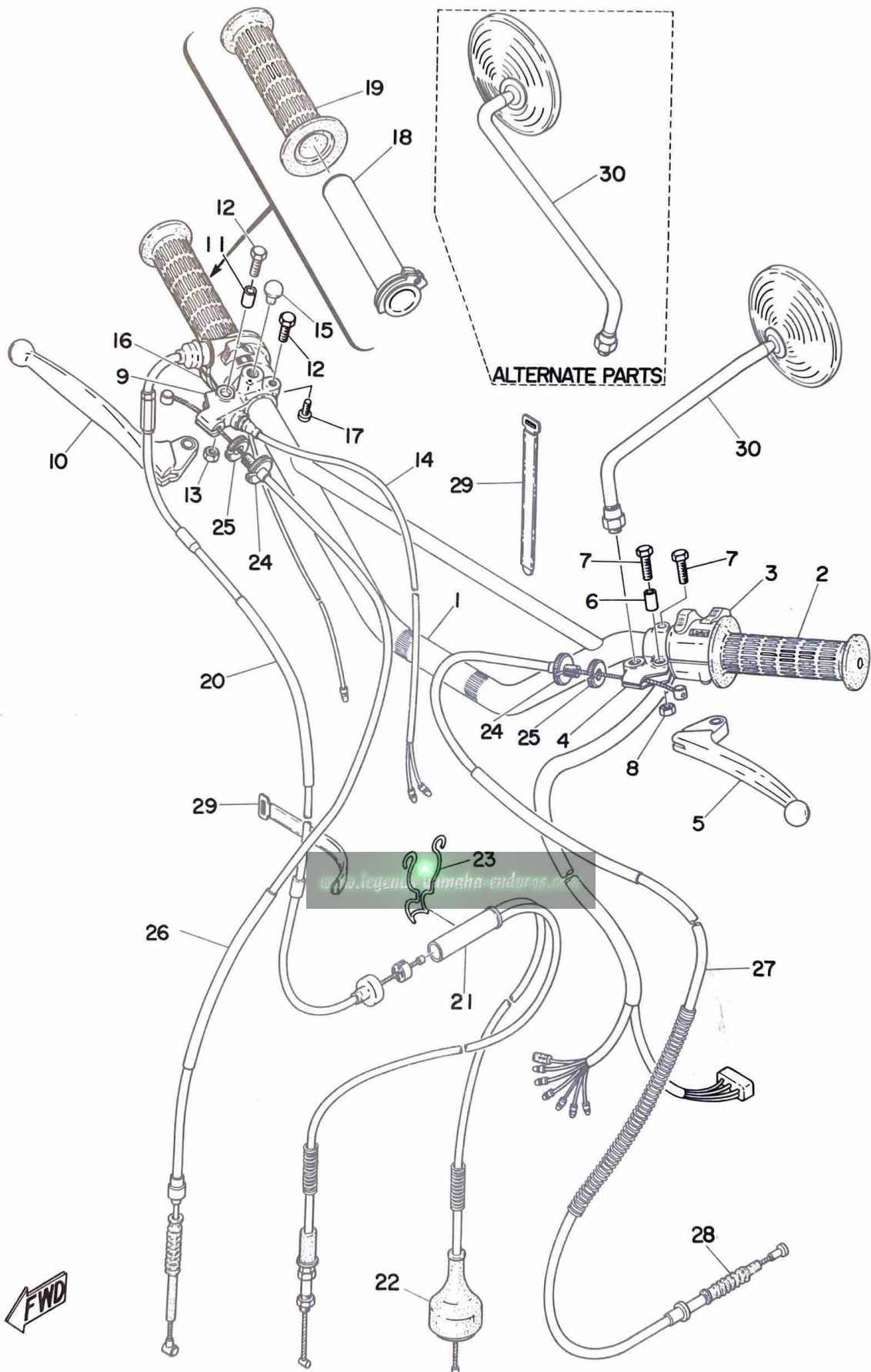
Fig. 23 STEERING



# STEERING

Ref. No.	Part No.	Description	Q'ty		Applicable Machine No.	Remarks
			250A	360A		
23- 1	164-23462-00	SEAL, dust .....	1	1		
23- 2	156-23411-00	RACE, ball 1 .....	1	1		
23- 3	93501-04011	BALL (1/4 inch) .....	19	19		
23- 4	156-23412-00	RACE, ball 2 .....	1	1		
23- 5	122-23412-00	RACE, ball 2 .....	1	1		
23- 6	93503-16010	BALL (3/16 inch) .....	22	22		
23- 7	122-23411-00	RACE, ball 1 .....	1	1		
23- 8	122-23416-00	COVER, ball rase .....	1	1		
23- 9	137-23454-00	NUT, fitting .....	1	1		
23-10	321-23435-00-98	CROWN, handle .....	1	1		Frosting Black
23-11	214-23443-00	WASHER, crown .....	1	1		
23-12	90109-14235	BOLT, steering fitting .....	1	1		
23-13	97103-08055	BOLT .....	3	3		
23-14	156-27226-00	WASHER, pedal link .....	3	3		
23-15	92901-08100	WASHER, spring .....	3	3		
23-16	98803-08700	NUT, crown .....	3	3		
23-17	315-23441-00-98	HOLDER, handle upper .....	2	2		Frosting Black
23-18	97103-08035	BOLT .....	4	4		
23-19	92901-08100	WASHER, spring .....	4	4		

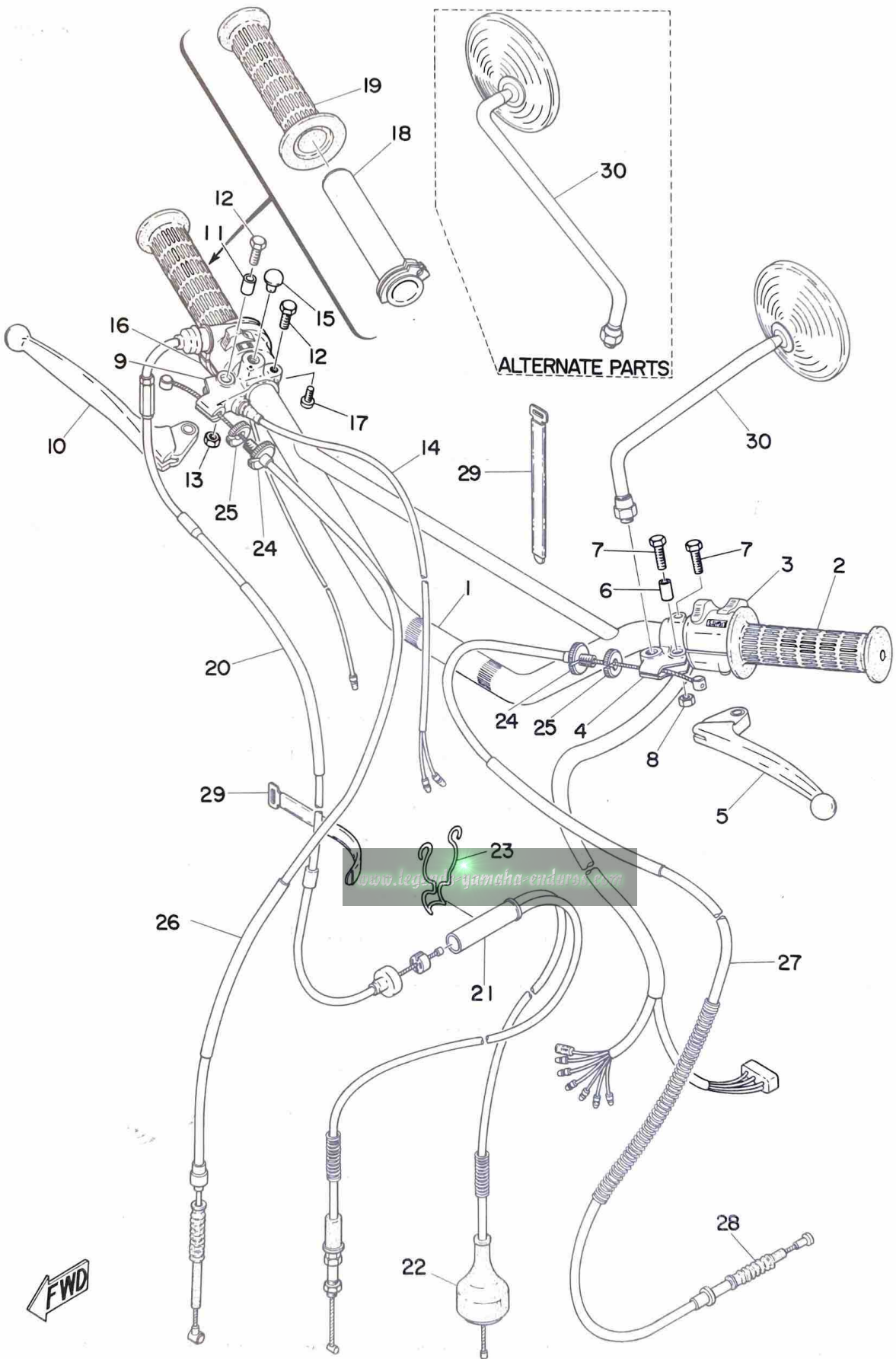
Fig. 24 HANDLE · WIRE



# HANDLE · WIRE

Ref. No.	Part No.	Description	Q'ty		Applicable Machine No.	Remarks
			250A	360A		
24- 1	438-26111-00	HANDLE .....	1	1		
24- 2	214-26241-00	GRIP, left .....	1	1		
24- 3	437-83972-62	SWITCH, handle 4 .....	1	1		
24-0-1	360-82910-01	LEVER HOLDER ASS'Y, left ....	1	1		
24- 4	341-82911-00	. HOLDER, lever left .....	1	1		
24- 5	214-83912-01	. LEVER, left .....	1	1		
24- 6	214-83913-00	. COLLAR, lever .....	1	1		
24- 7	91201-06020	. BOLT .....	2	2		
24- 8	92801-06300	. NUT .....	1	1		
24-0-2	361-82920-91	LEVER HOLDER ASS'Y, right ...	1	1		
24- 9	361-82921-31	. HOLDER, lever right .....	1	1		
24-10	233-83922-31	. LEVER, right .....	1	1		
24-11	214-83913-00	. COLLAR, lever .....	1	1		
24-12	91201-06020	. BOLT .....	2	2		
24-13	92801-06300	. NUT .....	1	1		
24-14	361-83980-30	FRONT STOP SWITCH ASS'Y ....	1	1		
24-15	341-26329-00	PLUG, blind .....	1	1		
24-16	437-83976-01	SWITCH, handle 1 .....	1	1		
24-17	98503-05018	SCREW, panhead .....	2	2		
24-18	434-26243-00	TUBE, guide .....	1	1		
24-19	214-26242-00	GRIP, right .....	1	1		
24-20	437-26311-01	WIRE, throttle 1 .....	1	1		
24-21	438-26312-01	WIRE, throttle 2 .....	1	1		
24-22	401-26329-00	. CAP, rubber .....	1	1		
24-23	438-26393-00	HOLDER .....	1	1		
24-24	214-26337-01	BOLT, adjusting .....	2	2		
24-25	168-26344-00	NUT, wire adjusting .....	2	2		
24-26	438-26341-00	WIRE, brake front .....	1	1		

Fig. 24 HANDLE · WIRE



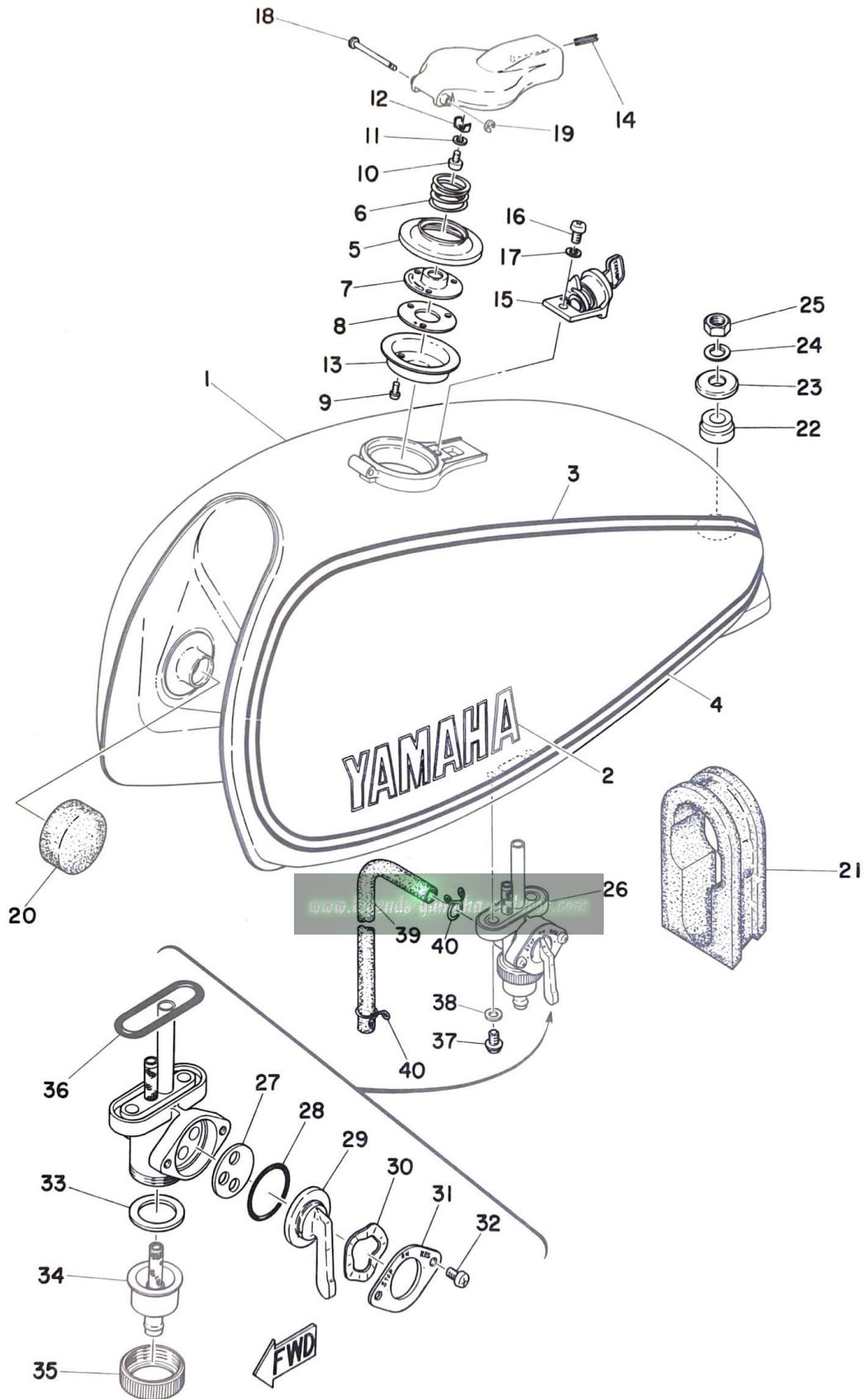
FWD

# HANDLE · WIRE

Ref. No.	Part No.	Description	Q'ty		Applicable Machine No.	Remarks
			250A	360A		
24-27	438-26335-00	WIRE, clutch .....	1	1		
24-28	363-26342-00	. BOOT, wire .....	1	1		
24-29	341-26397-01	BAND .....	8	8		
24-30	341-26290-10	BACK MIRROR ASS'Y, left .....	1	1		
	253-26290-00	BACK MIRROR ASS'Y, right.....	1	1		Alternate Parts

[www.legends-yamaha-enduros.com](http://www.legends-yamaha-enduros.com)

Fig. 25 FUEL TANK

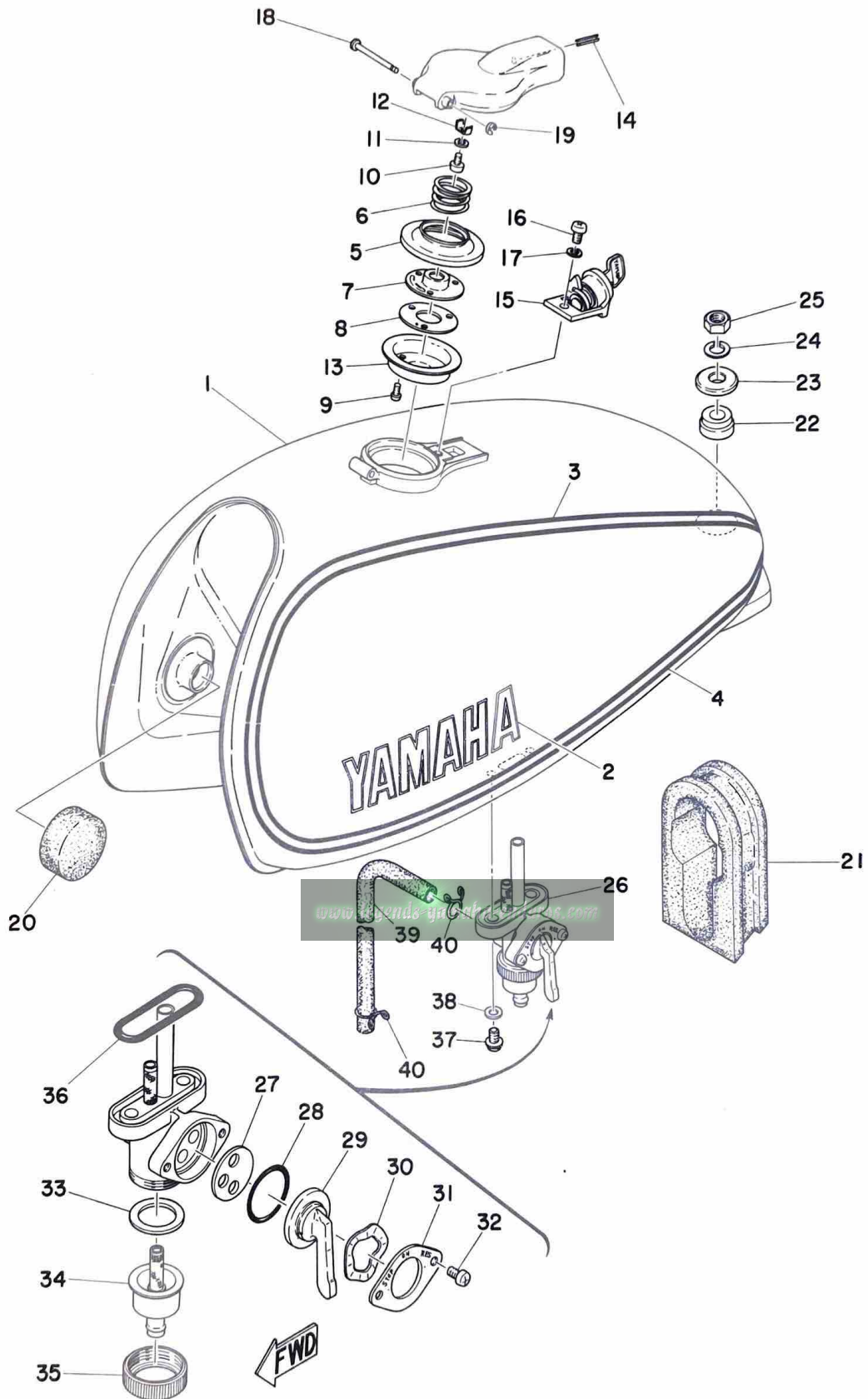




# FUEL TANK

Ref. No.	Part No.	Description	Q'ty		Applicable Machine No.	Remarks
			250A	360A		
25- 1	438-24110-00-01	FUEL TANK COMP. ....	1			Virginia Gold
	438-24110-00-04	FUEL TANK COMP. ....		1		Geneva Green
25- 2	322-24161-00	. EMBLEM, fuel tank .....	2	2		
25- 3	438-24244-00	. GRAPHIC, fuel tank upper left	1	1		
	438-24245-00	. GRAPHIC, fuel tank upper right	1	1		
25- 4	438-24246-00	. GRAPHIC, fuel tank under left	1	1		
	438-24247-00	. GRAPHIC, fuel tank under right	1	1		
25-0-1	437-24653-00	CAP ASS'Y .....	1	1		
25- 5	437-24612-00	. PACKING, cap .....	1	1		
25- 6	437-24621-00	. SPRING, cap .....	1	1		
25- 7	437-24616-00	. GASKET .....	1	1		
25- 8	437-24683-00	. GASKET .....	1	1		
25- 9	193-81145-20	. SCREW, panhead .....	3	3		
25-10	98501-04006	. SCREW, panhead .....	1	1		
25-11	92901-04100	. WASHER, spring .....	1	1		
25-12	437-24639-00	. STOPPER, plate .....	1	1		
25-13	437-24615-00	. GASKET, plate 1 .....	1	1		
25-14	91609-40018	. PIN, spring .....	1	1		
25-15	437-24602-00	KEY COMP. ....	1	1		
25-16	98501-05008	SCREW, panhead .....	1	1		
25-17	92901-05100	WASHER, spring .....	1	1		
25-18	308-24623-00	PIN 1 .....	1	1		
25-19	93430-02001	CIRCLIP (E-2) .....	1	1		
25-20	156-24181-00	DAMPER, locating 1 .....	2	2		
25-21	363-24183-00	DAMPER, locating .....	1	1		
25-22	322-24182-00	DAMPER, fuel tank .....	1	1		
25-23	322-24186-00	WASHER, special .....	1	1		
25-24	92901-10100	WASHER, spring .....	1	1		

Fig. 25 FUEL TANK

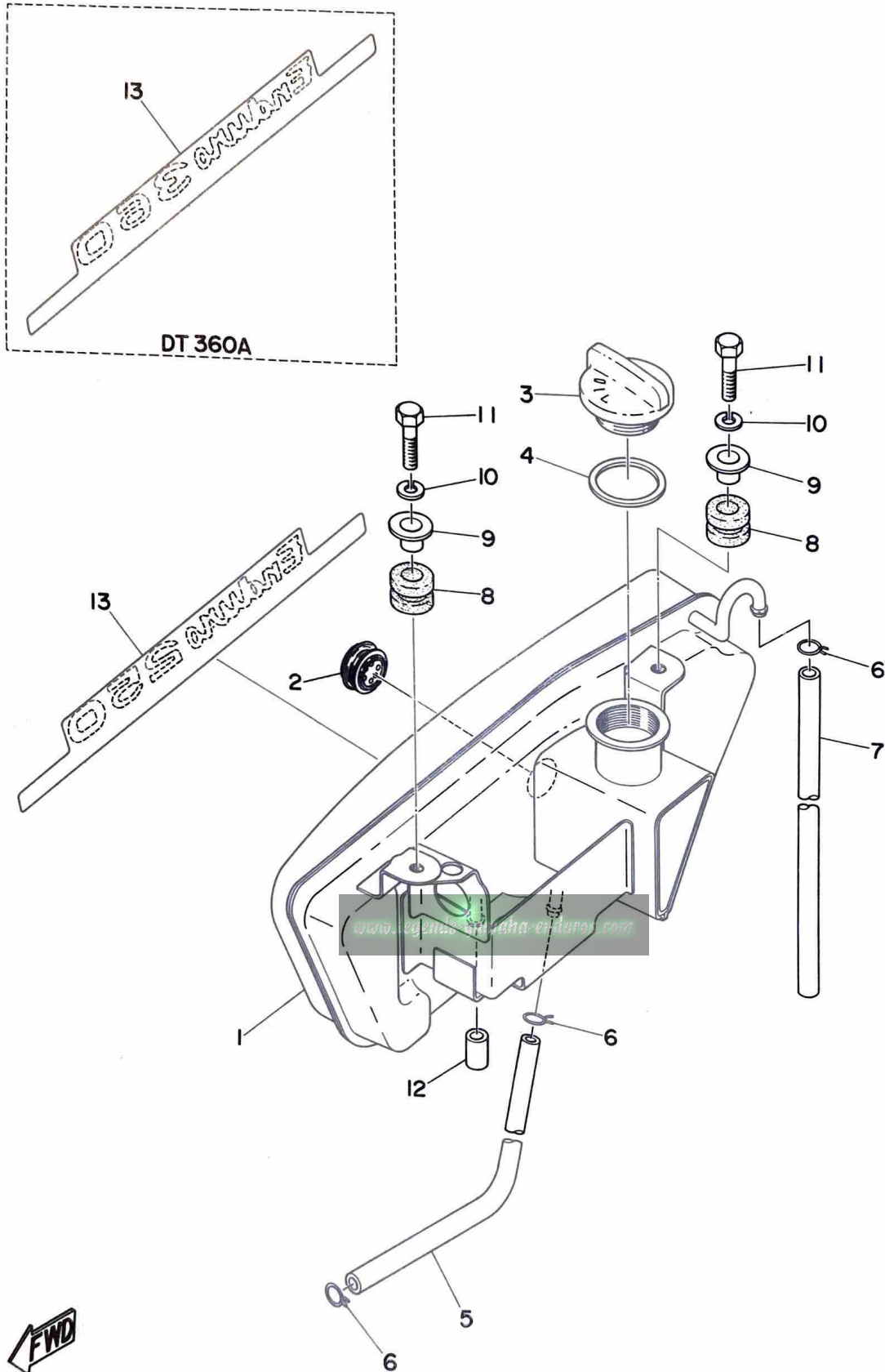


# FUEL TANK

Ref. No.	Part No.	Description	Q'ty		Applicable Machine No.	Remarks
			250A	360A		
25-25	92801-10300	NUT .....	1	1		
25-26	438-24500-00	FUEL COCK ASS'Y .....	1	1		
25-27	214-24523-00	. VALVE .....	1	1		
25-28	214-24513-00	. O-RING .....	1	1		Not for sale
25-29	214-24524-01	. LEVER, cock .....	1	1		Not for sale
25-30	214-24518-01	. WASHER, wave .....	1	1		Not for sale
25-31	214-24525-00	. PLATE, lever fitting .....	1	1		
25-32	214-24535-00	. SCREW, panhead .....	2	2		
25-33	214-24522-00	. GASKET, filter .....	1	1		
25-34	438-24521-00	. CUP, filter .....	1	1		
25-35	438-24531-00	. NUT, ring .....	1	1		
25-36	214-24512-00	. O-RING .....	1	1		
25-37	256-24143-00	BOLT, cock connecting .....	2	2		
25-38	178-14766-00	WASHER, protector (6.2-12-1.5)	2	2		
25-39	322-24311-00	PIPE, fuel (7-200) .....	1	1		
25-40	143-24356-00	CLIP, pipe .....	2	2		

[www.legends-yamaha-enduros.com](http://www.legends-yamaha-enduros.com)

Fig. 26 OIL TANK

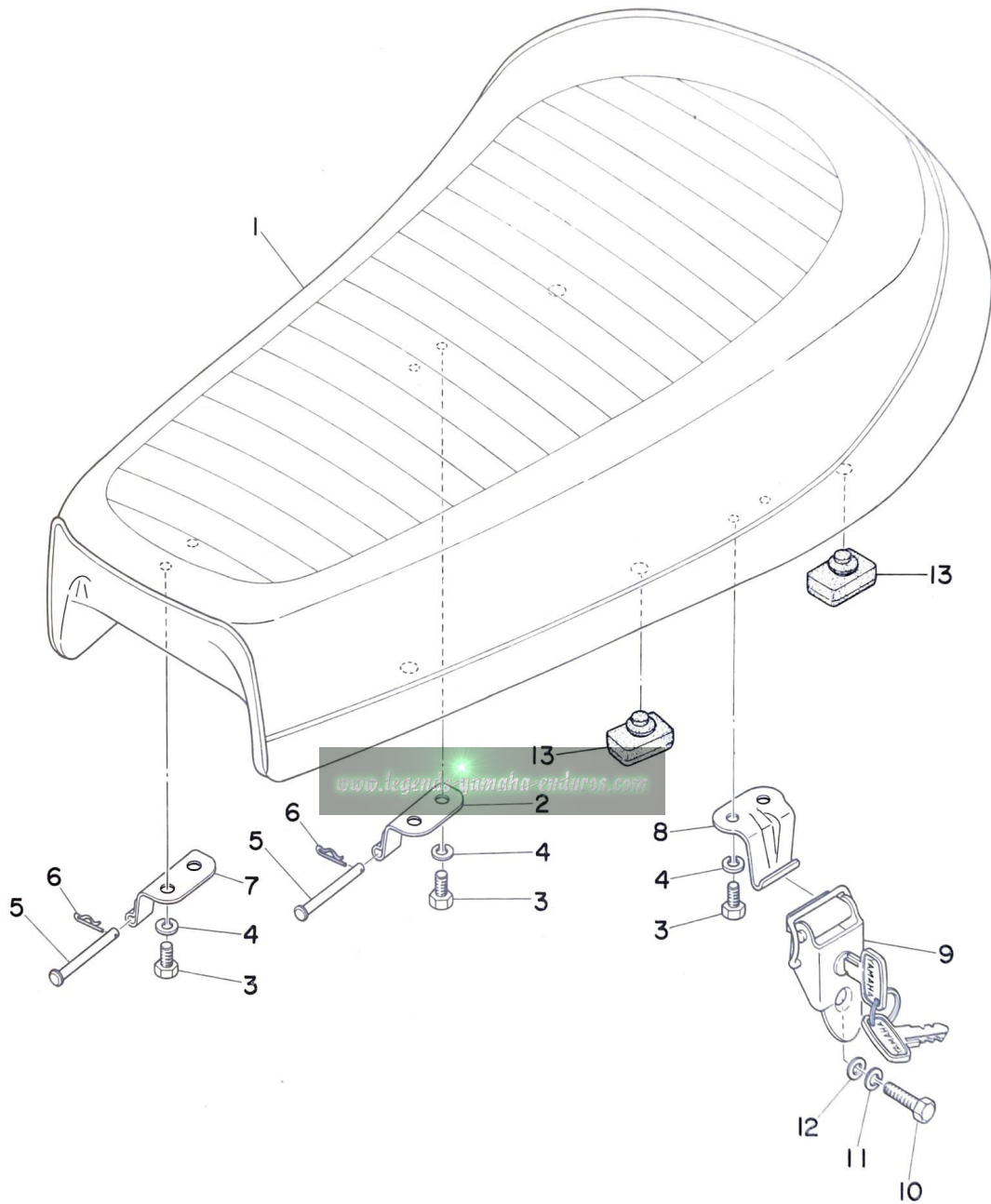


# OIL TANK

Ref. No.	Part No.	Description	Q'ty		Applicable Machine No.	Remarks
			250A	360A		
26- 1	438-21705-00-M4	OIL TANK ASS'Y .....	1			Virginia Gold
	438-21705-00-K6	OIL TANK ASS'Y .....		1		Geneva Green
26- 2	360-21761-00	. GAUGE, level .....	1	1		
26- 3	214-21771-00	CAP, oil tank .....	1	1		
26- 4	214-21772-00	GASKET, cap .....	1	1		
26- 5	802-24319-00	PIPE, oil 1 (5-675) .....	1	1		
26- 6	101-24356-00	CLIP, pipe .....	3	3		
26- 7	248-21745-00	PIPE, oil tank breather .....	1	1		
26- 8	214-21717-00	DAMPER, battery box .....	2	2		
26- 9	437-21633-00	COLLER, fender .....	2	2		
26-10	92901-06100	WASHER, spring .....	2	2		
26-11	91101-06025	BOLT .....	2	2		
26-12	214-21779-00	DAMPER, oil tank 2 .....	1	1		
26-13	438-21787-00	EMBLEM, enduro 250 .....	1			
	445-21787-00	EMBLEM, enduro 360 .....		1		

[www.legends-yamaha-enduros.com](http://www.legends-yamaha-enduros.com)

Fig. 27 SEAT

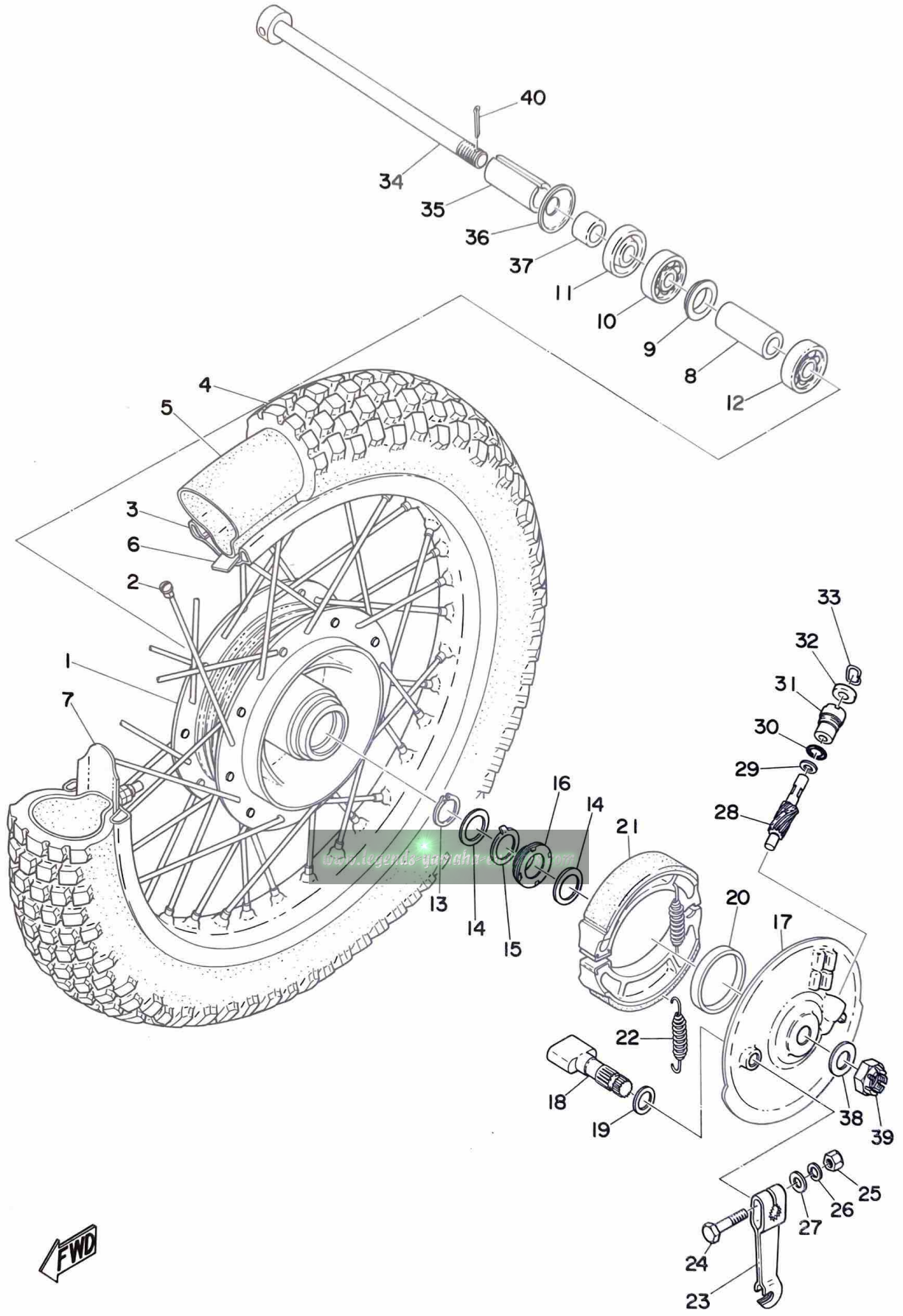


# SEAT

Ref. No.	Part No.	Description	Q'ty		Applicable Machine No.	Remarks
			250A	360A		
27- 1	438-24710-00	SINGLE SEAT ASS'Y .....	1	1		
27- 2	437-24726-00	HINGE, seat .....	1	1		
27- 3	91201-06012	BOLT .....	6	6		
27- 4	92901-06100	WASHER, spring .....	6	6		
27- 5	90240-05001	PIN, clevis .....	2	2		
27- 6	156-83525-00	CLIP .....	2	2		
27- 7	248-24726-00	HINGE, seat .....	1	1		
27- 8	214-24728-00-33	BRACKET, seat .....	1	1		
27- 9	438-24705-00	SEAT BRACKET UNDER COMP.	1	1		
27-10	91101-06025	BOLT .....	1	1		
27-11	92901-06100	WASHER, spring .....	1	1		
27-12	92901-06200	WASHER, plain .....	1	1		
27-13	214-24724-00	DAMPER, seat .....	4	4		

[www.legends-yamaha-enduros.com](http://www.legends-yamaha-enduros.com)

Fig. 28 FRONT WHEEL

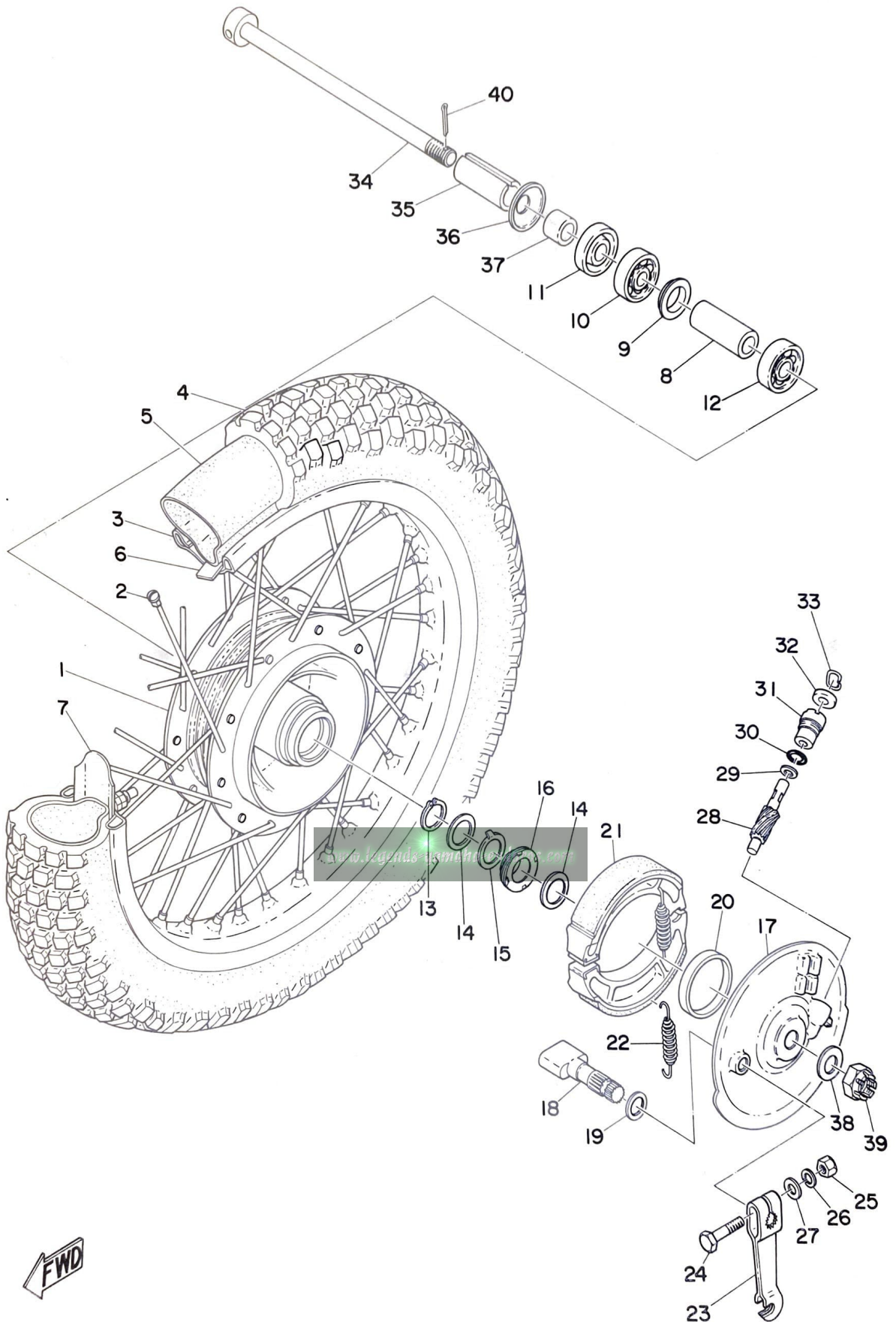




# FRONT WHEEL

Ref. No.	Part No.	Description	Q'ty		Applicable Machine No.	Remarks
			250A	360A		
28- 1	227-25111-00	HUB, front .....	1	1		
28- 2	438-25104-00	SPOKE SET .....	1s	1s		
28- 3	94416-21118	RIM, front (1.60A-21) .....	1	1		
28- 4	94130-21103	TIRE, front (3.00-21-4PR) .....	1	1		
28- 5	94230-21038	TUBE, front (3.00-21) .....	1	1		
28- 6	94330-21030	BAND, rim (3.00-21) .....	1	1		
28- 7	214-25194-00	SPACER, bead .....	1	1		
28- 8	214-25117-00	SPACER, bearing .....	1	1		
28- 9	136-25115-00	FLANGE, spacer .....	1	1		
28-10	93306-20201	BEARING (B6202) .....	1	1		
28-11	93102-20009	OIL SEAL (SD-20-35-7) .....	1	1		
28-12	93306-20203	BEARING (6002Z) .....	1	1		
28-13	93410-22014	CIRCLIP (S-22) .....	1	1		
28-14	214-25147-00	WASHER, thrust 2 (22.5-19-1) ..	2	2		
28-15	214-25149-01	CLUTCH, meter .....	1	1		
28-16	308-25135-00	GEAR, drive .....	1	1		
28-17	275-25121-00	PLATE, brake shoe .....	1	1		
28-18	214-25151-00	CAMSHAFT .....	1	1		
28-19	137-25153-00	SHIM, camshaft (12.2-22-0.5) ..	1	1		
28-20	93105-50010	OIL SEAL (SDD-50-62-7) .....	1	1		
28-21	214-25130-00	BRAKE SHOE COMP. .....	2	2		
28-22	246-25333-00	SPRING, brake shoe return ....	2	2		
28-23	214-25155-00	LEVER, camshaft .....	1	1		
28-24	91201-06030	BOLT .....	1	1		
28-25	98801-06100	NUT .....	1	1		
28-26	92901-06100	WASHER, spring .....	1	1		
28-27	92901-06200	WASHER, plain .....	1	1		

Fig. 28 FRONT WHEEL



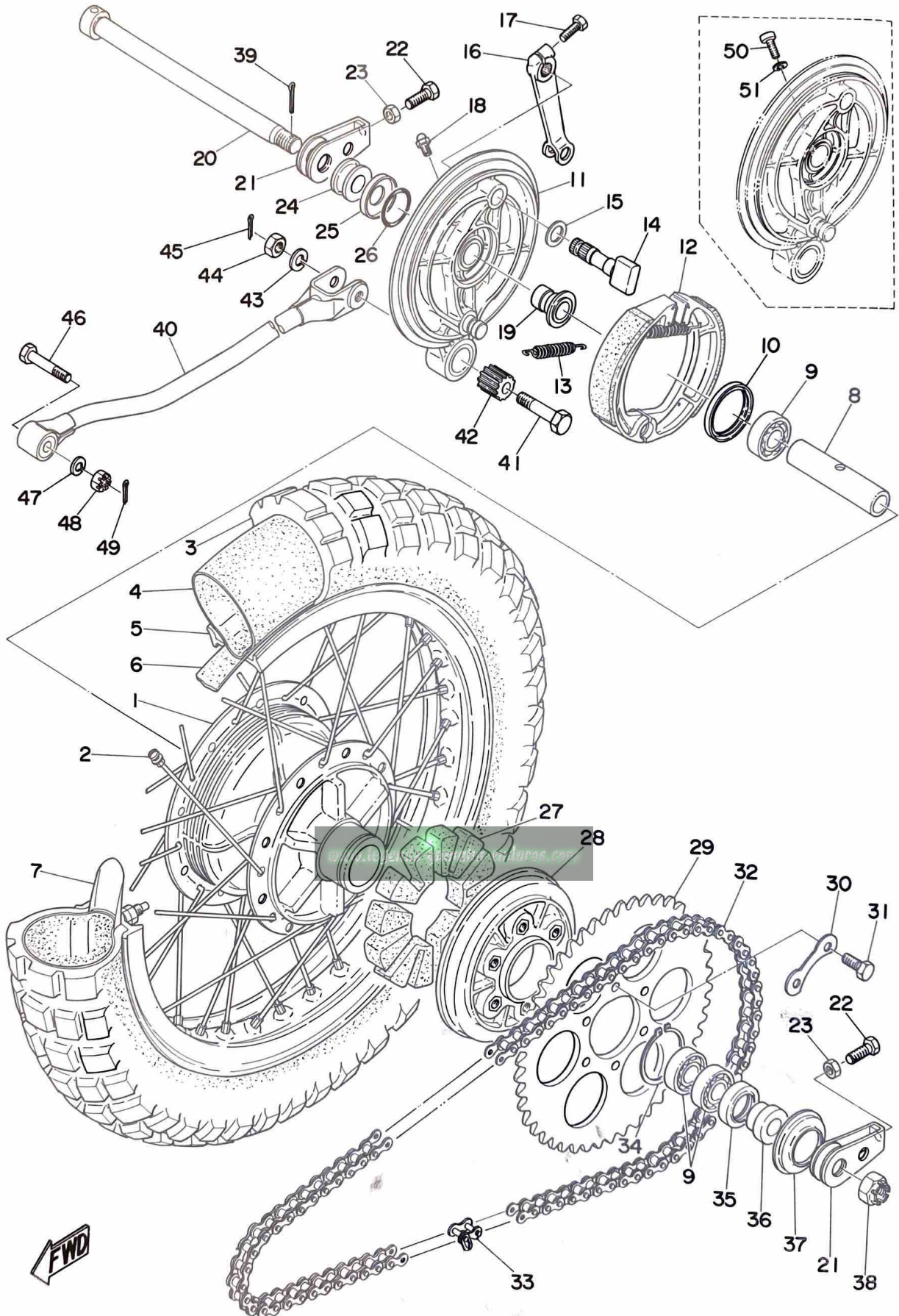
FWD

## FRONT WHEEL

Ref. No.	Part No.	Description	Q'ty		Applicable Machine No.	Remarks
			250A	360A		
28-28	308-25138-00	GEAR, meter .....	1	1		
28-29	183-25146-00	WASHER, thrust 1 (7-12-0.8) ....	1	1		
28-30	93210-14104	O-RING (2.4-13.8) .....	1	1		
28-31	109-25136-00	BUSHING .....	1	1		
28-32	93104-07003	OIL SEAL (SO-7-14-4) .....	1	1		
28-33	102-25137-00	RING, stop .....	1	1		
28-34	275-25181-00	SHAFT, wheel .....	1	1		
28-35	275-25186-00	COLLAR .....	1	1		
28-36	214-25118-00	COVER, hub, dust .....	1	1		
28-37	136-25183-00	COLLAR, wheel shaft .....	1	1		
28-38	92901-14200	WASHER, plain.....	1	1		
28-39	214-25182-01	NUT, shaft .....	1	1		
28-40	91401-30030	PIN, cotter .....	1	1		

[www.legends-yamaha-enduros.com](http://www.legends-yamaha-enduros.com)

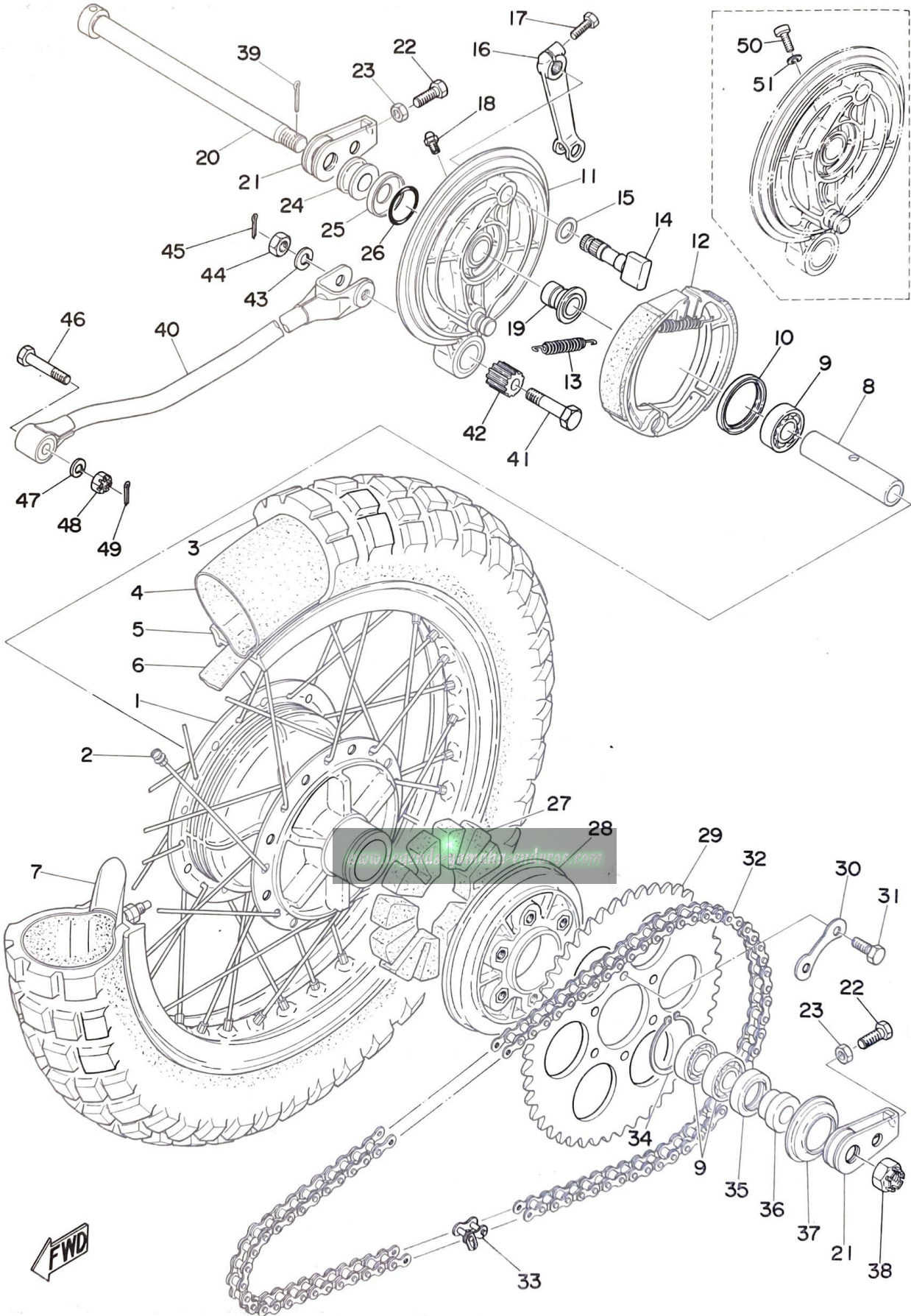
Fig. 29 REAR WHEEL



# REAR WHEEL

Ref. No.	Part No.	Description	Q'ty		Applicable Machine No.	Remarks
			250A	360A		
29- 1	438-25311-00	HUB, rear .....	1	1		
29- 2	438-25304-00	SPOKE SET .....	1s	1s		
29- 3	94140-18062	TIRE, rear (4.00-18-4PR) .....	1	1		
29- 4	94240-18024	TUBE, rear (4.00-18) .....	1	1		
29- 5	94418-18051	RIM, rear (1.85B-18) .....	1	1		
29- 6	94340-18022	BAND, rim (4.00-18) .....	1	1		
29- 7	214-25394-00	SPACER, bead .....	2	2		
29- 8	275-25317-00	SPACER, bearing .....	1	1		
29- 9	93306-20301	BEARING (6203).....	3	3		
29-10	93104-46029	OIL SEAL (SO-46-56-4) .....	1	1		
29-11	275-25321-00	PLATE, brake shoe .....	1	1		
29-12	214-25130-00	BRAKE SHOE COMP. ....	2	2		
29-13	246-25333-00	SPRING, return .....	2	2		
29-14	214-25351-00	CAMSHAFT .....	1	1		
29-15	148-25353-00	SHIM, cam shaft .....	1	1		
29-16	168-25355-00	LEVER, cam shaft .....	1	1		
29-17	91203-06020	BOLT .....	1	1		
29-18	93700-06001	NIPPLE, grease .....	1	1		
29-19	275-25328-00	BUSHING, shaft .....	1	1		
29-20	150-25381-00	SHAFT, wheel .....	1	1		
29-21	168-25389-00	PULLER, chain .....	2	2		
29-22	168-25379-00	BOLT, chain puller .....	2	2		
29-23	98803-08300	NUT .....	2	2		
29-24	275-25383-00	COLLAR, wheel shaft .....	1	1		
29-25	275-25327-00	COVER, plate dust .....	1	1		
29-26	93120-31114	O-RING (2.4-31) .....	1	1		
29-27	275-25364-00	DAMPER, clutch .....	6	6		
29-28	275-25366-00	CLUTCH, hub .....	1	1		

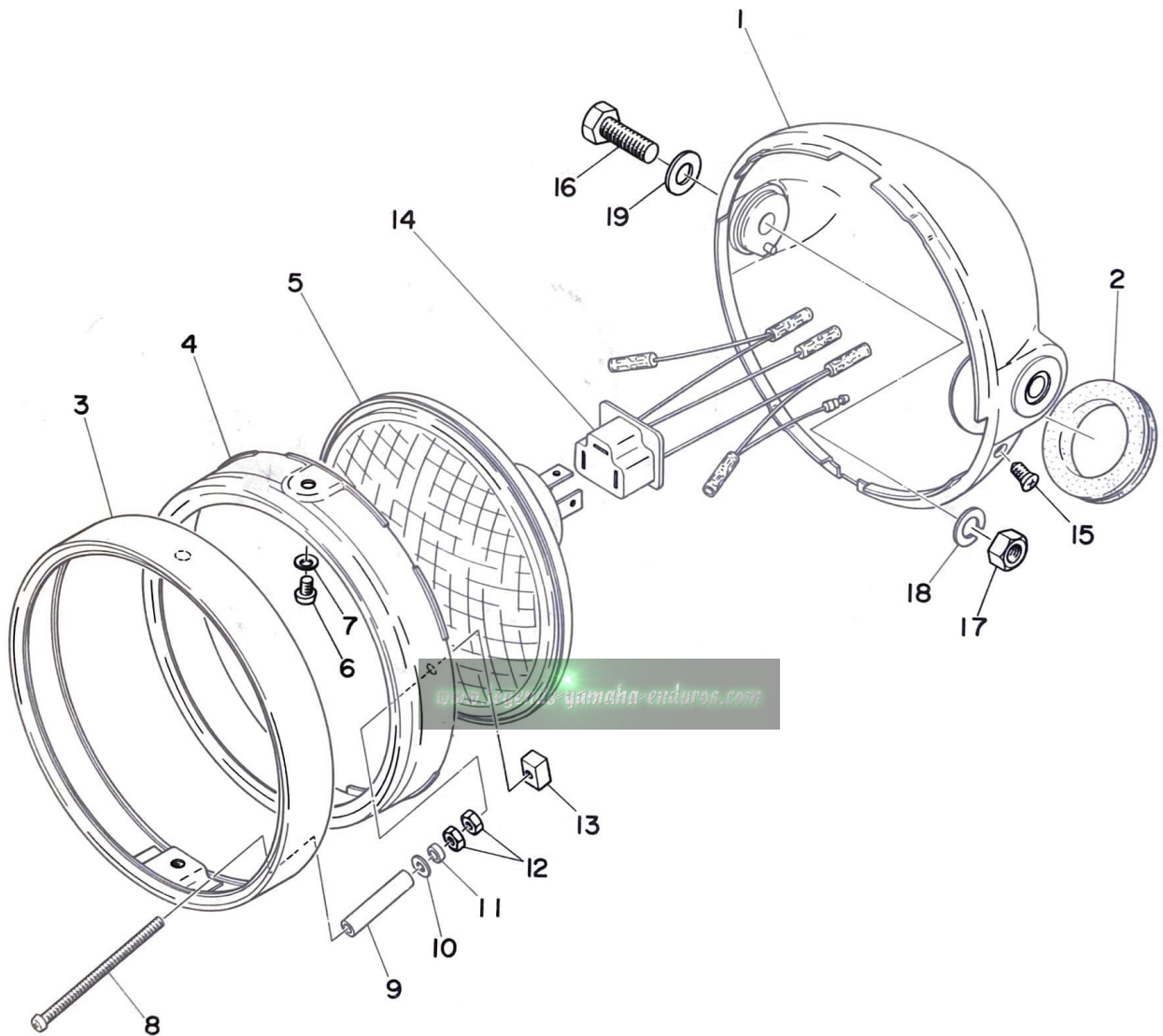
Fig. 29 REAR WHEEL



# REAR WHEEL

Ref. No.	Part No.	Description	Q'ty		Applicable Machine No.	Remarks
			250A	360A		
29-29	214-25446-10	GEAR, sprocket wheel (46T) ....	} U.R 1			STD -- DT250A
	214-25447-10	GEAR, sprocket wheel (47T) ....				
	214-25448-10	GEAR, sprocket wheel (48T) ....				
	214-25443-10	GEAR, sprocket wheel (43T) ....	} U.R 1			STD -- DT360A
	214-25444-10	GEAR, sprocket wheel (44T) ....				
	214-25445-10	GEAR, sprocket wheel (45T) ....				
29-30	214-25412-00	WASHER, lock .....	3	3		
29-31	214-25411-00	BOLT, fitting .....	6	6		
29-32	94535-20102	CHAIN (DK520D-102L) .....	1	1		
29-33	94635-20001	. JOINT, chain .....	1	1		
29-34	93410-52034	CIRCLIP .....	1	1		
29-35	93106-25003	OIL SEAL (DD25-40-9) .....	1	1		
29-36	275-25377-00	COLLAR, shaft .....	1	1		
29-37	275-25367-00	COVER, dust .....	1	1		
29-38	275-25382-00	NUT, shaft .....	1	1		
29-39	91401-30030	PIN, cotter .....	1	1		
29-40	363-25371-00	BAR, tension .....	1	1		
29-41	275-25373-00	BOLT, tension bar .....	1	1		
29-42	275-22123-00	BUSHING .....	1	1		
29-43	92901-10100	WASHER, spring .....	1	1		
29-44	92801-10300	NUT .....	1	1		
29-45	91401-25018	PIN, cotter .....	1	1		
29-46	363-25373-00	BOLT, tension bar .....	1	1		
29-47	92901-08100	WASHER, spring .....	1	1		
29-48	98801-08500	NUT, slotted .....	1	1		
29-49	91401-20020	PIN, cotter .....	1	1		
29-50	92501-06020	SCREW, panhead .....	1	1		
29-51	92901-06100	WASHER, spring .....	1	1		

Fig. 30 HEAD LAMP

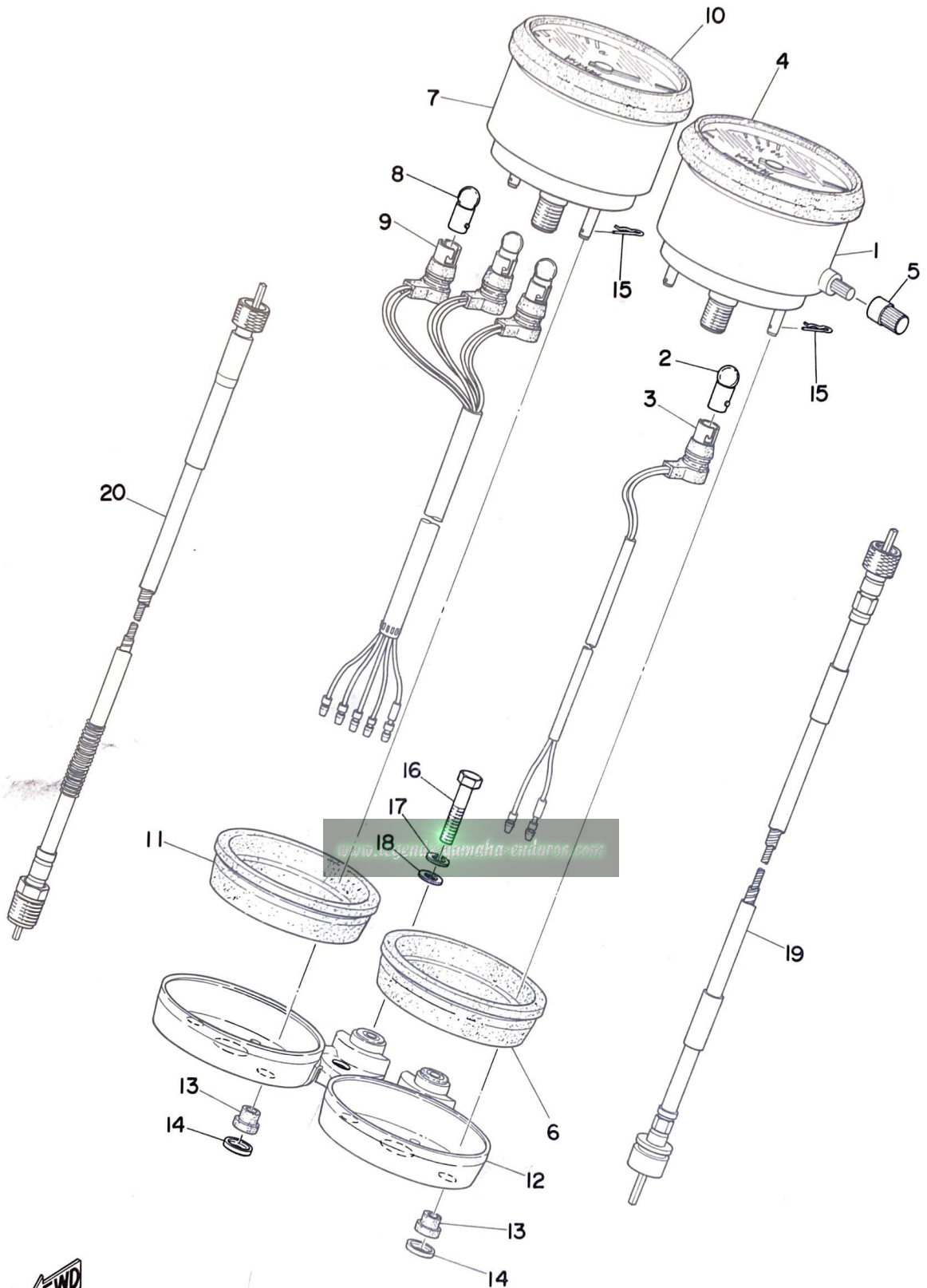




# HEAD LAMP

Ref. No.	Part No.	Description	Q'ty		Applicable Machine No.	Remarks
			250A	360A		
30- 1	438-84130-61-20	HEAD LAMP BODY ASS'Y .....	1	1		Crystal Silver
30- 2	214-84153-60	. GROMMET .....	1	1		
30-0-1	438-84110-60	HEAD LAMP UNIT ASS'Y .....	1	1		
30- 3	438-84115-62	. RIM, head lamp .....	1	1		
30- 4	438-84195-62	. RING, retaining .....	1	1		
30- 5	438-84120-61	. LENS ASS'Y (6V-35/35W) .....	1	1		
30- 6	438-84194-60	. SCREW .....	2	2		
30- 7	438-84192-60	. WASHER .....	2	2		
30- 8	214-84131-61	. SCREW, adjusting .....	1	1		
30- 9	341-84333-60	. SPACER .....	1	1		
30-10	92901-04200	. WASHER, plain .....	1	1		
30-11	168-84328-60	. SPACER .....	1	1		
30-12	98801-04200	. NUT .....	2	2		
30-13	198-84334-60	. NUT .....	1	1		
30-14	261-84312-61	. SOCKET, cord .....	1	1		
30-15	195-84325-00	. SCREW, rim fitting .....	1	1		
30-16	97203-08025	BOLT .....	2	2		
30-17	98801-08100	NUT .....	2	2		
30-18	92901-08100	WASHER, spring .....	2	2		
30-19	92901-08200	WASHER, plain .....	2	2		

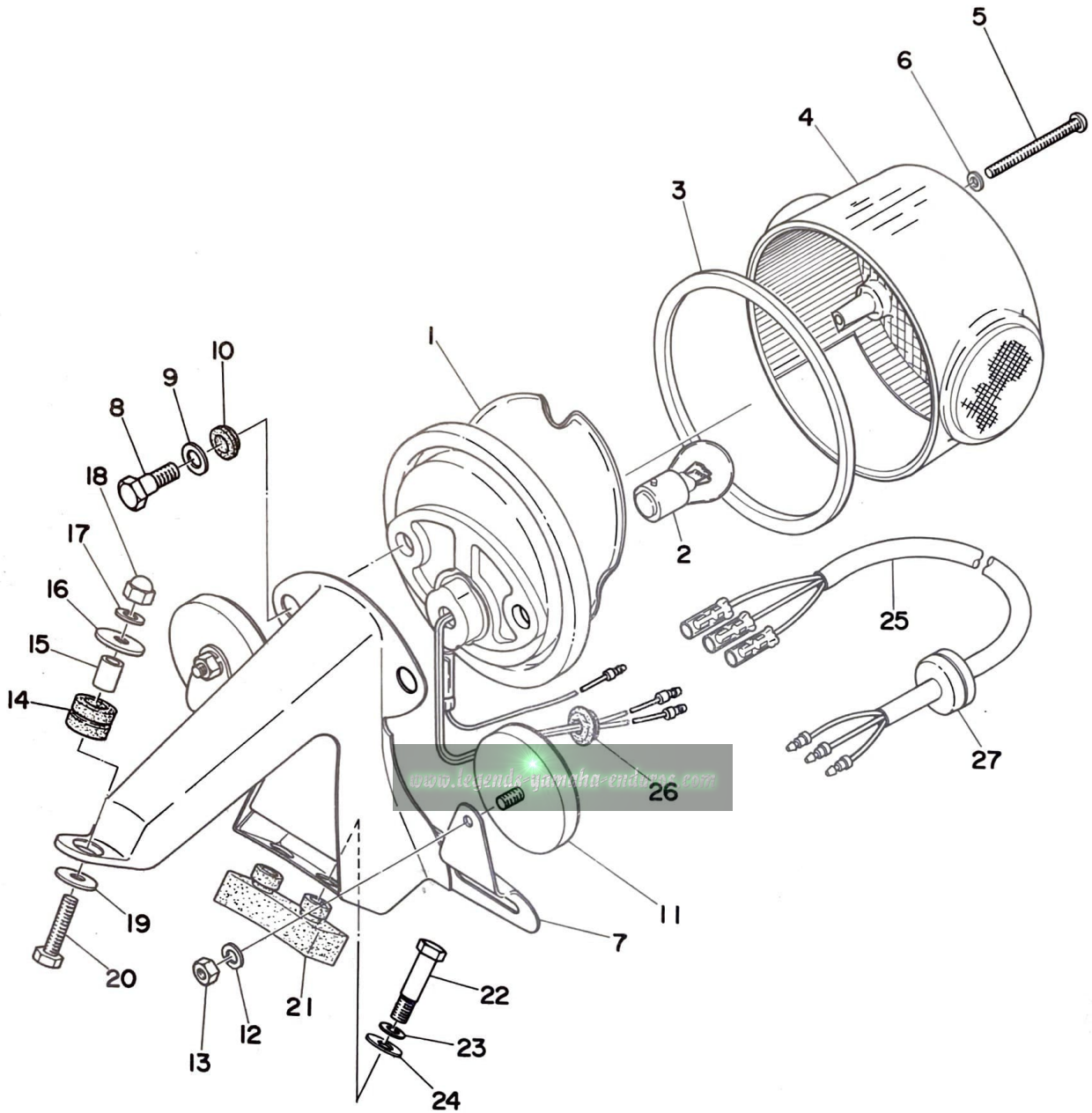
Fig. 31 SPEEDOMETER · TACHOMETER



# SPEEDOMETER · TACHOMETER

Ref. No.	Part No.	Description	Q'ty		Applicable Machine No.	Remarks
			250A	360A		
31- 1	438-83570-30	SPEEDOMETER ASS'Y.....	1	1		Mile/h
31- 2	122-83516-10	. BULB (6V-3W) .....	1	1		
31- 3	438-83536-30	. SOCKET, meter .....	1	1		
31- 4	437-83513-00	. DAMPER, meter .....	1	1		
31- 5	308-83578-30	. KNOB .....	1	1		
31- 6	438-83526-00	DAMPER, meter .....	1	1		
31- 7	438-83540-00	TACHOMETER ASS'Y.....	1	1		
31- 8	122-83516-10	. BULB (6V-3W) .....	3	3		
31- 9	438-83520-00	. SOCKET, meter .....	1	1		
31-10	437-83513-00	. DAMPER, meter .....	1	1		
31-11	438-83592-00	DAMPER, tachometer .....	1	1		
31-12	438-83519-00-98	BRACKET, meter .....	1	1		Frosting Black
31-13	437-83523-00	DAMPER .....	4	4		
31-14	437-83524-00	WASHER, special .....	4	4		
31-15	437-83525-00	CLIP .....	4	4		
31-16	91201-06030	BOLT .....	2	2		
31-17	92901-06100	WASHER, spring .....	2	2		
31-18	92901-06200	WASHER, plain .....	2	2		
31-19	438-83550-00	SPEEDOMETER CABLE ASS'Y ..	1	1		
31-20	438-83560-00	TACHOMETER CABLE ASS'Y ...	1	1		

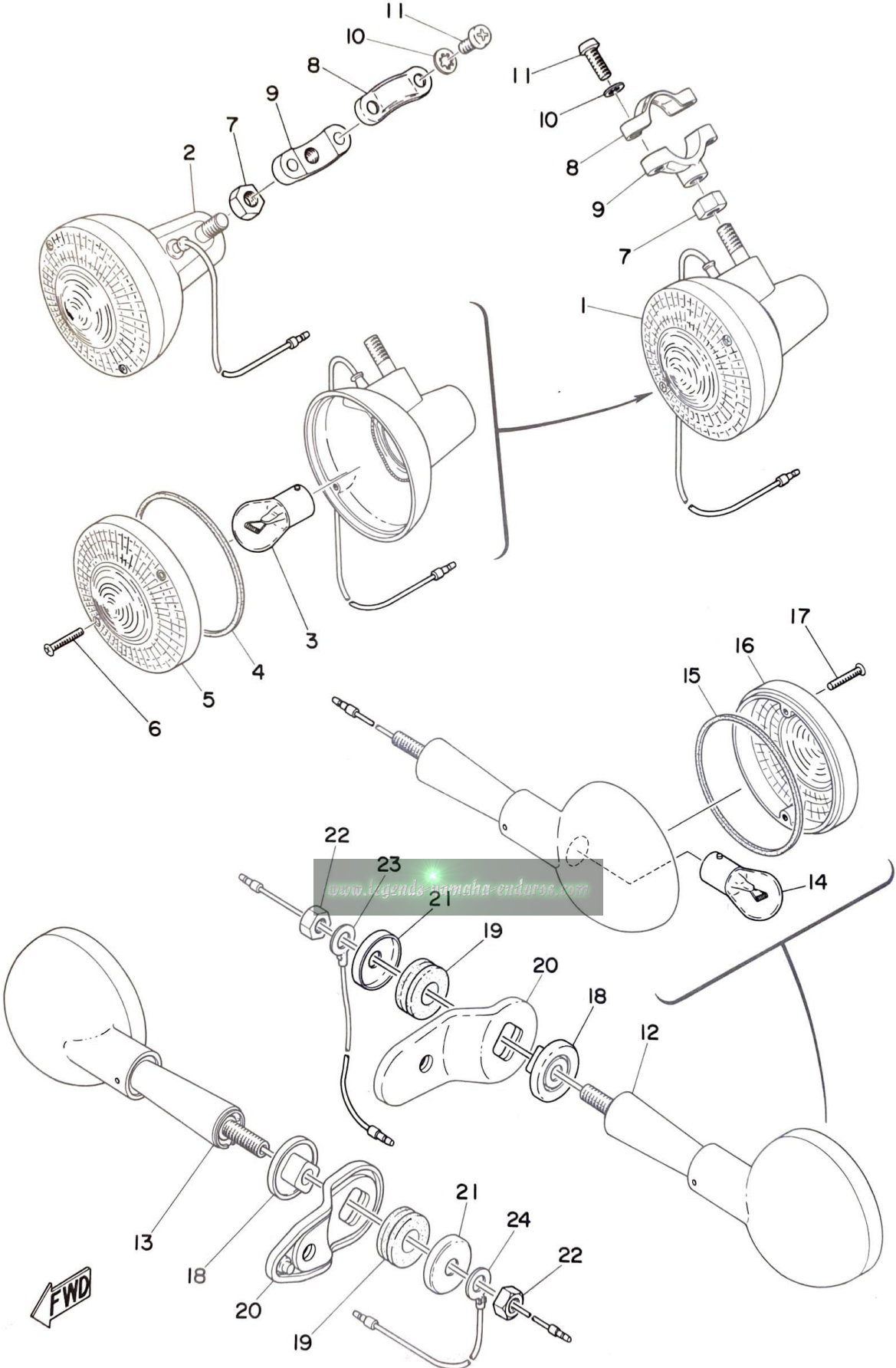
Fig. 32 TAIL LAMP



# TAIL LAMP

Ref. No.	Part No.	Description	Q'ty		Applicable Machine No.	Remarks
			250A	360A		
32-0-1	437-84510-60	TAIL LAMP UNIT ASS'Y .....	1	1		
32- 1	437-84511-60	. BASE, tail lamp .....	1	1		
32- 2	388-84514-60	. BULB, tail lamp (6V-32/3 CP)..	1	1		
32- 3	275-84523-60	. GASKET, tail lamp .....	1	1		
32- 4	341-84721-60	. LENS, tail lamp .....	1	1		
32- 5	341-84724-60	. SCREW, lens fitting .....	3	3		
32- 6	341-84722-60	. WASHER .....	3	3		
32- 7	437-84551-61-20	BRACKET, license .....	1	1		Crystal Silver
32- 8	275-84526-60	SCREW .....	2	2		
32- 9	275-84525-60	WASHER, special .....	2	2		
32-10	275-84527-60	DAMPER .....	2	2		
32-11	341-85111-60	REFLECTOR .....	2	2		
32-12	92903-05100	WASHER, spring .....	2	2		
32-13	98803-05100	NUT .....	2	2		
32-14	214-21717-00	DAMPER, battery box .....	1	1		
32-15	214-21633-00	COLLAR .....	1	1		
32-16	102-28323-00	WASHER, leg shield .....	1	1		
32-17	92901-06100	WASHER, spring .....	1	1		
32-18	92801-06700	NUT, crown .....	1	1		
32-19	116-28324-00	WASHER, leg shield .....	1	1		
32-20	91203-06025	BOLT .....	1	1		
32-21	308-84553-00	DAMPER .....	1	1		
32-22	338-84552-00	BOLT .....	2	2		
32-23	92901-06100	WASHER, spring .....	2	2		
32-24	92901-08200	WASHER, plain .....	2	2		
32-25	437-84517-00	CORD, tail lamp .....	1	1		
32-26	152-84518-00	GROMMET, tail lamp .....	1	1		
32-27	90480-15061	GROMMET .....	1	1		

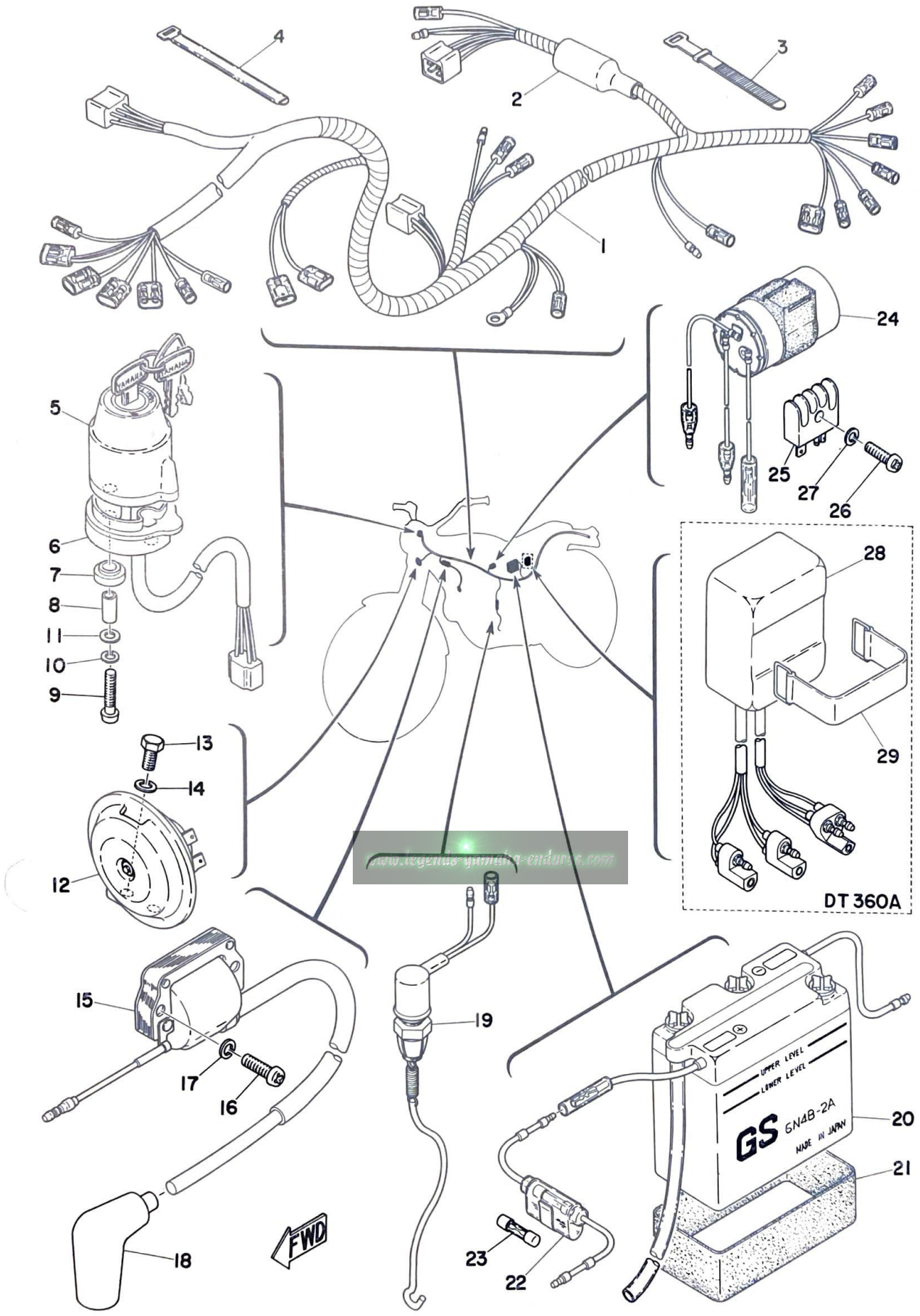
Fig. 33 FLASHER LAMP



# FLASHER LAMP

Ref. No.	Part No.	Description	Q'ty		Applicable Machine No.	Remarks
			250A	360A		
33- 1	438-83310-62-93	FRONT FLASHER LAMP ASS'Y, left .....	1	1		
33- 2	438-83320-62-93	FRONT FLASHER LAMP ASS'Y, right .....	1	1		
33- 3	115-83311-60	. BULB (6V-17W).....	2	2		
33- 4	341-83313-70	. GASKET, flasher lens .....	2	2		
33- 5	341-83312-70	. LENS, flasher .....	2	2		Amber
33- 6	341-83333-70	. SCREW, lens fitting .....	4	4		
33- 7	98803-08200	NUT .....	2	2		
33- 8	275-83318-00	STAY, flasher 1 .....	2	2		
33- 9	437-83328-00	STAY, flasher 2 .....	2	2		
33-10	92901-06300	WASHER, tooth .....	4	4		
33-11	92503-06015	SCREW, panhead .....	4	4		
33-12	438-83330-60-93	REAR FLASHER LAMP ASS'Y, left .....	1	1		
33-13	438-83340-60-93	REAR FLASHER LAMP ASS'Y, right .....	1	1		
33-14	115-83311-60	. BULB (6V-17W) .....	2	2		
33-15	341-83313-70	. GASKET, flasher lens .....	2	2		
33-16	341-83332-70	. LENS, flasher.....	2	2		Red
33-17	341-83333-70	. SCREW, lens fitting .....	4	4		
33-18	341-83316-01	COLLAR, flasher .....	2	2		
33-19	341-83321-01	DAMPER, flasher .....	2	2		
33-20	438-83368-01-93	STAY, flasher 3 .....	2	2		
33-21	341-83348-00	WASHER, special .....	2	2		
33-22	98803-08200	NUT .....	2	2		
33-23	438-83336-00	CORD .....	1	1		
33-24	438-83346-00	CORD .....	1	1		

Fig. 34 ELECTRICAL

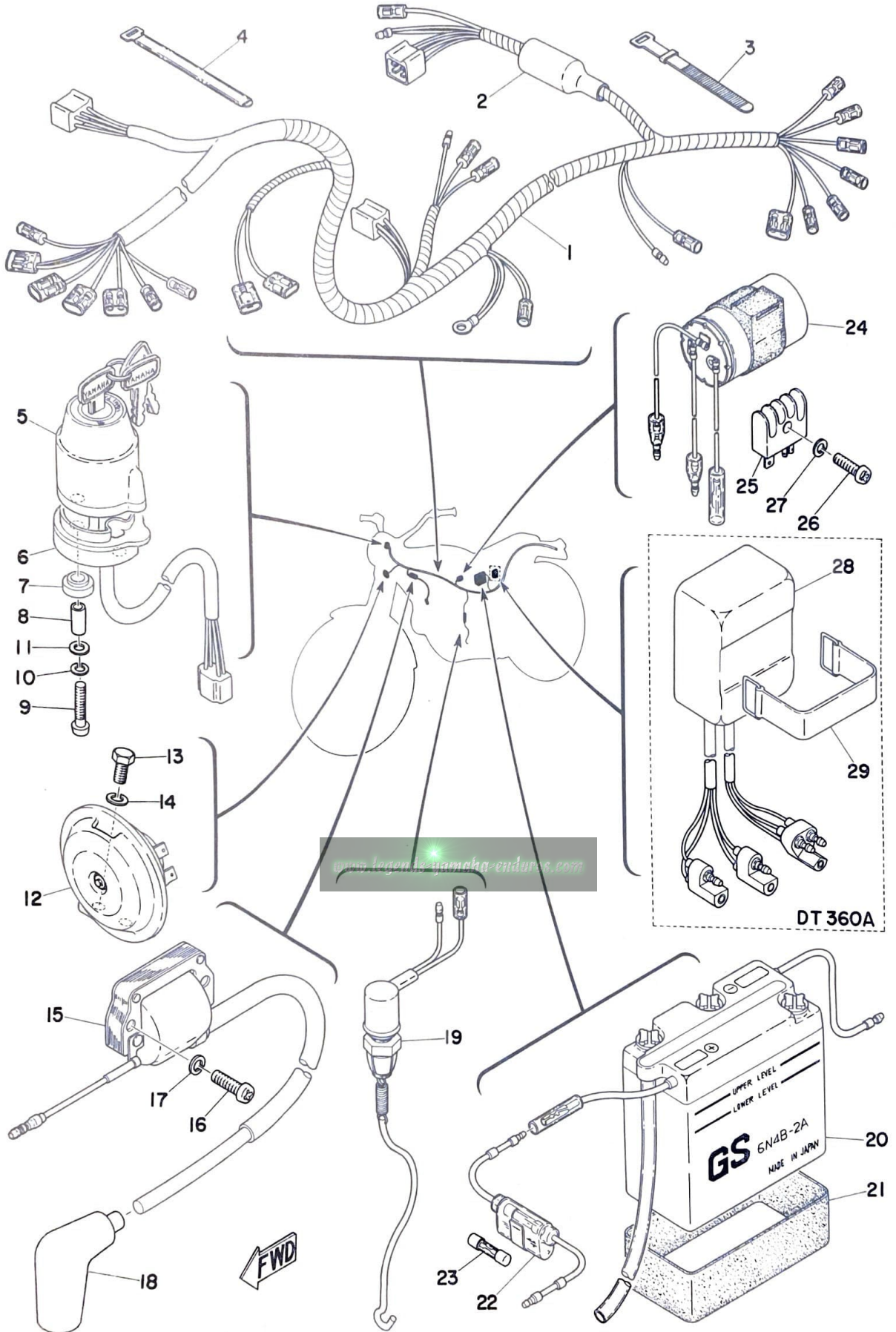




# ELECTRICAL

Ref. No.	Part No.	Description	Q'ty		Applicable Machine No.	Remarks
			250A	360A		
34- 1	438-82590-22	WIRE HARNESS ASS'Y .....	1			
	445-82590-22	WIRE HARNESS ASS'Y .....		1		
34- 2	307-82599-01	COVER, connector .....	1	1		
34- 3	437-83936-00	BAND, switch cord .....	2	2		
34- 4	341-26397-01	BAND .....	3	3		
34- 5	438-82508-20	MAIN SWITCH ASS'Y .....	1	1		
34- 6	437-82555-00	. DAMPER, main switch .....	1	1		
34- 7	437-82556-00	DAMPER, main switch 2 .....	2	2		
34- 8	437-82516-00	COLLAR, main switch .....	2	2		
34- 9	92901-05200	WASHER, plain .....	2	2		
34-10	92901-05100	WASHER, spring .....	2	2		
34-11	98501-05025	SCREW, panhead .....	2	2		
34-12	437-83371-12	HORN .....	1	1		
34-13	91201-06012	BOLT .....	2	2		
34-14	92901-06100	WASHER, spring .....	2	2		
34-15	324-82310-10	IGNITION COIL ASS'Y .....	1			
	363-82310-10	IGNITION COIL ASS'Y .....		1		
34-16	92501-06020	SCREW, panhead .....	2	2		
34-17	92901-06100	WASHER, spring .....	2	2		
34-18	437-82370-20	PLUG CAP ASS'Y .....	1	1		
34-19	438-82530-01	STOP SWITCH ASS'Y .....	1	1		
34-20	437-82110-10	BATTERY ASS'Y .....	1	1		
34-21	437-82124-01	BAND, battery .....	1	1		
34-22	116-82150-00	FUSE HOLDER ASS'Y .....	1	1		
34-23	116-82151-00	. FUSE (6V-10A) .....	1	1		
34-24	438-83350-61	FLASHER RELAY ASS'Y .....	1	1		
34-25	353-81970-60	RECTIFIER ASS'Y .....	1	1		
34-26	98501-05018	SCREW, panhead .....	1	1		

Fig. 34 ELECTRICAL



# ELECTRICAL

Ref. No.	Part No.	Description	Q'ty		Applicable Machine No.	Remarks
			250A	360A		
34-27	92901-05100	WASHER, spring .....	1	1		
34-28	445-85540-20	C. D. 1 UNIT ASS'Y .....		1		
34-29	122-82131-00	BAND, battery fitting .....		1		

[www.legends-yamaha-enduros.com](http://www.legends-yamaha-enduros.com)

# NUMERICAL INDEX

[www.legends-yamaha-enduros.com](http://www.legends-yamaha-enduros.com)



# NUMERICAL INDEX

Ref No.	Parts No.	Ref No.	Parts No.	Ref No.	Parts No.
26- 6	101-24356-00	8- 2	132-18113-01	9- 2	156-15618-01
28-33	102-25137-00	18-15	134-23484-10	5-10	156-16174-00
32-16	102-28323-00	19-16	136-22316-00	6-38	156-17116-00
28-31	109-25136-00	28- 9	136-25115-00	6-27	156-17429-00
16-12	109-81328-10	28-37	136-25183-00	6-35	156-17464-01
16-13	110-81345-20	15-12	137-13128-00	19- 4	156-22127-00
17-11	110-81345-20	15- 6	137-13137-00-03	23- 2	156-23411-00
16- 9	110-81347-20	15- 6	137-13137-00-05	23- 4	156-23412-00
33- 3	115-83311-60	15- 6	137-13137-00-10	25-20	156-24181-00
33-14	115-83311-60	15- 7	137-13138-01	23-14	156-27226-00
14-17	116-28324-00	15-23	137-13165-00	20-25	156-27237-00
18-23	116-28324-00	15-22	137-13167-00	27- 6	156-83525-00
21- 4	116-28324-00	15- 3	137-13176-00	13-20	164-14137-00
21-14	116-28324-00	15-15	137-13187-00	6-38	164-17417-00-10
32-19	116-28324-00	13-29	137-14133-00-33	23- 1	164-23462-00
16- 8	116-81331-20	13- 7	137-14143-26	13-19	168-14116-07
34-22	116-82150-00	13- 7	137-14143-28	13- 2	168-14190-25
34-23	116-82151-00	13- 7	137-14143-30	5- 4	168-16321-00
2-15	120-15371-00	13- 7	137-14143-34	6-24	168-17116-00
3-13	120-15371-00	13- 7	137-14143-36	9-20	168-17116-00
22-31	122-23119-01	13- 7	137-14143-38	6-12	168-17428-01-03
22-30	122-23129-00	13- 6	137-14153-00	6-28	168-17428-01-03
23- 7	122-23411-00	13-12	137-14186-00	6-12	168-17428-01-04
23- 5	122-23412-00	2-18	137-15353-00	6-28	168-17428-01-04
23- 8	122-23416-00	7-11	137-15353-00	6-12	168-17428-01-05
34-29	122-82131-00	5- 8	137-16337-01	6-28	168-17428-01-05
31- 2	122-83516-10	23- 9	137-23454-00	21-18	168-21639-00
31- 8	122-83516-10	28-19	137-25153-00	29-16	168-25355-00
18- 8	124-21483-00	19-14	141-82596-00	29-22	168-25379-00
15- 1	126-13116-00	25-40	143-24356-00	29-21	168-25389-00
13-31	127-14134-00	29-15	148-25353-00	24-25	168-26344-00
13-27	127-14161-00	7-19	150-18328-00	30-11	168-84328-60
9-11	131-15653-00	29-20	150-25381-00	13-35	170-14178-00-33
13-15	132-14146-00-33	13-30	152-14123-00-33	5-14	170-16164-00
13-32	132-14171-00	6- 3	152-17226-00	5- 9	174-16356-00
13-36	132-14179-00	6-36	152-17463-00	14- 8	178-14766-00
5- 7	132-16333-00	32-26	152-84518-00	25-38	178-14766-00
6- 9	132-17216-00	13-33	156-14135-00	20-24	180-27236-00

# NUMERICAL INDEX

Ref No.	Parts No.	Ref No.	Parts No.	Ref No.	Parts No.
13-40	183-14197-00	6-23	214-17211-10	25-31	214-24525-00
28-29	183-25146-00	6-17	214-17221-10	25-32	214-24535-00
13- 1	193-14142-50	6-34	214-17461-30	27-13	214-24724-00
13- 1	193-14142-60	6-34	214-17461-40	27- 8	214-24728-00
25- 9	193-81145-20	6-34	214-17461-50	28- 8	214-25117-00
30-15	195-84325-00	6-34	214-17461-60	28-36	214-25118-00
30-13	198-84334-60	6-33	214-17462-00	28-21	214-25130-00
20-26	206-27238-00	10- 5	214-17841-01	29-12	214-25130-00
13-18	211-14112-20	8- 9	214-18124-00	28-14	214-25147-00
1-14	214-11197-00	8- 4	214-18131-00	28-15	214-25149-01
1-15	214-11198-01	8-16	214-18139-02	28-18	214-25151-00
4-16	214-11555-01	8-11	214-18186-00	28-23	214-25155-00
4-14	214-11557-01	7- 7	214-18533-00	28-39	214-25182-01
4- 9	214-11633-00	32-15	214-21633-00	28- 7	214-25194-00
4- 3	214-11651-01	12- 8	214-21717-00	29-14	214-25351-00
15-21	214-13162-00	18-21	214-21717-00	29- 7	214-25394-00
15-20	214-13164-00	26- 8	214-21717-00	29-31	214-25411-00
15-24	214-13164-00	32-14	214-21717-00	29-30	214-25412-00
13-21	214-14136-00	18-30	214-21746-00	29-29	214-25443-10
13- 4	214-14147-00	26- 3	214-21771-00	29-29	214-25444-10
13-34	214-14175-00-33	26- 4	214-21772-00	29-29	214-25445-10
13-14	214-14181-00-33	26-12	214-21779-00	29-29	214-25446-10
13-10	214-14185-00	19-15	214-22317-00	29-29	214-25447-10
13-11	214-14187-00	22-18	214-23114-00	29-29	214-25448-10
13- 3	214-14195-00	22- 9	214-23141-00	24- 2	214-26241-00
13-39	214-14197-00	22- 4	214-23146-00	24-19	214-26242-00
14- 2	214-14613-00	22- 5	214-23156-00	24-24	214-26337-01
14- 9	214-14766-00	22-21	214-23318-00	20- 1	214-27311-01
2-17	214-15351-00	23-11	214-23443-00	20- 5	214-27316-00
6-37	214-15651-03	18-17	214-23483-00	20- 9	214-27413-00
4-20	214-16119-00	18-18	214-23485-00	20-12	214-27417-00
5-11	214-16119-00	18-16	214-23488-00	20-13	214-27418-00
5-16	214-16181-00	25-36	214-24512-00	20- 8	214-27421-00
5- 3	214-16324-00	25-28	214-24513-00	20-10	214-27426-00
5- 6	214-16351-00	25-30	214-24518-01	18-27	214-28100-10
5- 2	214-16371-00	25-33	214-24522-00	24- 5	214-83912-01
5-29	214-16379-00	25-27	214-24523-00	24- 6	214-83913-00
5-28	214-16389-00	25-29	214-24524-01	24-11	214-83913-00

# NUMERICAL INDEX

Ref No.	Parts No.	Ref No.	Parts No.	Ref No.	Parts No.
30- 8	214-84131-61	29-37	275-25367-00	22- 8	291-23170-60
30- 2	214-84153-60	29-41	275-25373-00	12-14	304-14455-00
28- 1	227-25111-00	29-36	275-25377-00	13-16	305-14567-00-33
24-10	233-83922-31	29-38	275-25382-00	34- 2	307-82599-01
28-22	246-25333-00	29-24	275-25383-00	12-12	308-14455-00
29-13	246-25333-00	33- 8	275-83318-00	3-14	308-15373-00
13- 8	248-14198-00	32- 3	275-84523-60	25-18	308-24623-00
2-16	248-15373-00	32- 9	275-84525-60	28-16	308-25135-00
10- 4	248-17837-00	32- 8	275-84526-60	28-28	308-25138-00
10- 3	248-17839-01	32-10	275-84527-60	31- 5	308-83578-30
8- 6	248-18137-00	33- 8	276-13161-00	32-21	308-84553-00
26- 7	248-21745-00	13- 5	276-14145-00	4- 3	311-11651-01
27- 7	248-24726-00	15-17	278-13169-00	23-17	315-23441-00-98
20-21	248-27228-00	9- 6	278-15622-00	23-10	321-23435-00-98
24-30	253-26290-00	8-15	278-18127-00	3-12	322-15363-00
9- 7	256-15615-00	7- 9	278-18547-02	21- 5	322-21541-00
9-13	256-17154-00-10	7-17	278-18552-00	21- 6	322-21544-00
25-37	256-24143-00	7-10	278-18557-00	19- 3	322-22123-00
18-36	256-82517-00	7-12	278-18577-02	19- 2	322-22124-00
9-22	257-15668-00	22-17	278-23115-50	19- 5	322-22128-00
30-14	261-84312-61	22-16	278-23116-50	19-11	322-22213-20
4- 9	275-11633-00	22-25	278-23128-50	25- 2	322-24161-00
4- 4	275-11681-00	22-11	278-23142-50	25-22	322-24182-00
4- 6	275-11685-00	22-13	278-23144-50	25-23	322-24186-00
11-13	275-12278-00	22- 3	278-23145-50	25-39	322-24311-00
29-42	275-22123-00	22-28	278-23158-50	20-18	322-27227-00
19- 6	275-22141-00	22- 7	278-23171-50	34-15	324-82310-10
22-14	275-23122-60	22-29	278-23181-50	2-10	328-15316-00
22-23	275-23436-61	20- 2	278-27317-00	32-22	338-84552-00
28-17	275-25121-00	13-17	280-14141-30	18-14	341-23408-01
28-34	275-25181-00	18-29	288-21376-00	24-30	341-26290-10
28-35	275-25186-00	22-19	291-23111-60	24-15	341-26329-00
29- 8	275-25317-00	22-12	291-23118-60	24-29	341-26397-01
29-11	275-25321-00	22-10	291-23124-60	34- 4	341-26397-01
29-25	275-25327-00	22- 1	291-23126-60	24- 4	341-82911-00
29-19	275-25328-00	22- 2	291-23136-60	33- 5	341-83312-70
29-27	275-25364-00	22-15	291-23163-61	33- 4	341-83313-70
29-28	275-25366-00	22-24	291-23167-60	33-15	341-83313-70

# NUMERICAL INDEX

Ref No.	Parts No.	Ref No.	Parts No.	Ref No.	Parts No.
33-18	341-83316-01	12-19	363-13613-00	8- 8	363-18125-00
33-19	341-83321-01	12-20	363-13616-00	7-22	363-18151-00
33-16	341-83332-70	12-23	363-13621-00	7-13	363-18511-00
33- 6	341-83333-70	13-23	363-14137-00	7-18	363-18531-00
33-17	341-83333-70	13-26	363-14155-00	7-15	363-18535-00
33-21	341-83348-00	13-25	363-14198-00	18- 2	363-21416-00
30- 9	341-84333-60	6-29	363-15381-00	18-11	363-21471-00
32- 4	341-84721-60	6-14	363-15383-00	18- 6	363-21482-00
32- 6	341-84722-60	3- 4	363-15451-00	19- 8	363-22143-00
32- 5	341-84724-60	3- 8	363-15456-00	25-21	363-24183-00
22-34	341-85111-00	3- 6	363-15461-00	29-40	363-25371-00
32-11	341-85111-60	2-13	363-15485-00	29-46	363-25373-00
15-18	353-13552-00	9- 1	363-15611-00-91	24-28	363-26342-00
34-25	353-81970-60	9- 3	363-15621-00	20-20	363-27231-00
7- 5	360-18141-01	9-14	363-15641-00	20-27	363-27436-00
26- 2	360-21761-00	6-37	363-15651-00	34-15	363-82310-10
24- 0-1	360-82910-01	9-28	363-15656-00	1- 4	364-11351-00
24- 0-2	361-82920-91	9-29	363-15659-00	4- 0-1	364-11400-01
24- 9	361-82921-31	9-10	363-15661-01	4- 1	364-11412-01
24-14	361-83980-30	9-23	363-15664-01	4- 2	364-11422-01
1-11	363-11171-00	9-21	363-15665-00	15- 2	364-13175-00
1-10	363-11175-00	9-16	363-15671-01	12-15	364-13565-00
1- 5	363-11179-00	9-24	363-15674-00	3- 6	364-15461-00
11- 3	363-11198-00	9-17	363-15675-00	9-22	364-15668-00
1- 8	363-11361-00	9-18	363-15676-00	9-11	364-15683-00
1- 9	363-11362-00	9-25	363-15686-00	4-19	364-16111-01
4-21	363-11555-00	5- 1	363-16150-00	5- 1	364-16150-00
11- 6	363-12273-00	5-18	363-16154-00	5-17	364-16154-00
11- 5	363-12279-01	5-16	363-16181-00	5-25	364-16343-00
11- 1	363-12281-01	5- 4	363-16321-00	5-19	364-16356-00
11- 8	363-12282-00	5-25	363-16343-00	7-14	364-18511-00
11- 4	363-12283-01	5-27	363-16344-00	1- 4	365-11351-00
11- 9	363-12284-00	5-21	363-16345-00	4- 0-1	365-11400-00
11- 7	363-12287-00	5- 6	363-16351-00	4- 1	365-11412-01
11-14	363-12292-00	5-19	363-16356-00	4- 2	365-11422-00
15-25	363-13174-00	5- 2	363-16371-00	5- 5	371-16325-00
15- 2	363-13175-00	5-26	363-16387-00	32- 3	388-84514-60
12-18	363-13610-00	7-21	363-18123-00	14- 3	392-14651-00



# NUMERICAL INDEX

Ref No.	Parts No.	Ref No.	Parts No.	Ref No.	Parts No.
18-19	395-21638-00	34- 7	437-82556-00	13-24	438-14158-00-33
21- 1	401-21511-00-20	33- 9	437-83328-00	13- 9	438-14166-00-33
19-12	401-22241-00	34-12	437-83371-12	13-13	438-14184-00
24-22	401-26329-00	31- 4	437-83513-00	12- 1	438-14411-00
15- 8	402-13146-00	31-10	437-83513-00	12- 3	438-14412-00
1-12	434-11161-00	31-13	437-83523-00	12- 7	438-14437-00
1- 2	434-11181-00	31-14	437-83524-00	12- 2	438-14451-00
2-19	434-15118-00	31-15	437-83525-00	12-13	438-14453-00
5-20	434-16382-01	34- 3	437-83936-00	14- 1	438-14610-00
6- 6	434-17216-00	24- 3	437-83972-62	14- 6	438-14718-00-93
6-20	434-17216-00	24-16	437-83976-01	14-11	438-14729-00
8-10	434-18121-00	32- 0-1	437-84510-60	14-22	438-14752-00
7-20	434-18122-00	32- 1	437-84511-60	14-21	438-14753-02
7- 1	434-18541-02	32-25	437-84517-00	14-27	438-14757-00
7- 3	434-18561-00	32- 7	437-84551-61-20	14-28	438-14759-00
24-18	434-26243-00	1- 1	438-11111-00	14-26	438-14781-00
14-14	437-14747-00	1- 3	438-11311-00	2- 1	438-15111-01
14-12	437-14771-00	4-11	438-11610-00	2- 2	438-15121-01
12- 9	437-21633-00	4-11	438-11610-10	2-11	438-15317-00
18-22	437-21633-00	4-11	438-11610-20	3- 1	438-15411-00
26- 9	437-21633-00	4-11	438-11610-30	3- 7	438-15416-00
18-32	437-21717-10	4-11	438-11610-40	3- 2	438-15421-00
22-37	437-23318-00	4- 0-2	438-11630-00	3- 5	438-15431-00
25-15	437-24602-00	4- 0-2	438-11630-10	2-14	438-15485-01
25- 5	437-24612-00	4- 0-2	438-11630-20	5-15	438-15631-00
25-13	437-24615-00	4- 0-2	438-11630-30	5- 0-1	438-16301-00
25- 7	437-24616-00	4- 0-2	438-11630-40	6- 8	438-17121-00
25- 6	437-24621-00	4- 7	438-11631-02-96	6- 5	438-17131-00
25-12	437-24639-00	4- 7	438-11631-02-98	6- 2	438-17141-00
25- 0-1	437-24653-00	4- 7	438-11635-02	6- 7	438-17151-00
25- 8	437-24683-00	4- 7	438-11636-02	6-19	438-17231-00
27- 2	437-24726-00	4- 7	438-11637-02	6-22	438-17241-00
24-20	437-26311-01	4- 7	438-11638-02	6-18	438-17251-00
34-20	437-82110-10	15- 0-1	438-13101-00	6- 1	438-17411-00
34-21	437-82124-01	13- 0-1	438-14101-60	6-16	438-17421-00
34-18	437-82370-20	13-19	438-14116-08	10- 7	438-17811-00
34- 8	437-82516-00	13-28	438-14122-00-33	10- 9	438-17812-00
34- 6	437-82555-00	13-22	438-14131-00	10- 2	438-17831-00

# NUMERICAL INDEX

Ref No.	Parts No.	Ref No.	Parts No.	Ref No.	Parts No.
10- 1	438-17861-00	24-23	438-26393-00	30- 6	438-84194-60
8- 1	438-18111-00-93	20-14	438-27211-02-33	30- 4	438-84195-62
18- 1	438-21110-00-33	20-15	438-27212-01	1- 1	445-11111-00
18-20	438-21170-00-33	20- 6	438-27412-00	1- 2	445-11181-00
21- 7	438-21610-00-20	20- 7	438-27422-00	1- 3	445-11311-00
21- 8	438-21629-00	21-23	438-28179-00	4-11	445-11610-00
26- 1	438-21705-00-K6	16- 0-1	438-81300-21	4-11	445-11610-10
26- 1	438-21705-00-M4	16- 2	438-81312-20	4-11	445-11610-20
18-31	438-21711-00	16- 6	438-81321-20	4-11	445-11610-30
18-34	438-21721-00	16- 5	438-81332-20	4-11	445-11610-40
18-28	438-21755-00	16- 3	438-81345-20	4- 0-2	445-11630-00
26-13	438-21787-00	17- 3	438-81345-20	4- 0-2	445-11630-10
19- 1	438-22110-00-33	16- 1	438-81350-20	4- 0-2	445-11630-20
19-10	438-22210-00	34- 5	438-82508-20	4- 0-2	445-11630-30
19-13	438-22311-01-33	34-19	438-82530-01	4- 0-2	445-11630-40
19-18	438-22318-00-33	34- 1	438-82590-22	4- 7	445-11631-00-96
22- 0-1	438-23101-00	33- 1	438-83310-62-93	4- 7	445-11631-00-98
22-32	438-23121-00-20	33- 2	438-83320-62-93	4- 7	445-11635-00
22-33	438-23131-00-20	33-12	438-83330-60-93	4- 7	445-11636-00
22-20	438-23340-00-33	33-23	438-83336-00	4- 7	445-11637-00
25- 1	438-24110-00-01	33-13	438-83340-60-93	4- 7	445-11638-00
25- 1	438-24110-00-04	33-24	438-83346-00	15- 0-1	445-13101-00
25- 3	438-24244-00	34-24	438-83350-61	13- 0-1	445-14101-60
25- 3	438-24245-00	33-20	438-83368-01-93	13-17	445-14141-38
25- 4	438-24246-00	31-12	438-83519-00-98	12-13	445-14453-00
25- 4	438-24247-00	31- 9	438-83520-00	14-11	445-14729-00
25-26	438-24500-00	31- 6	438-83526-00	2- 1	445-15111-01
25-34	438-24521-00	31- 3	438-83536-30	2- 2	445-15121-01
25-35	438-24531-00	31- 7	438-83540-00	6-14	445-15383-00
27- 9	438-24705-00	31-19	438-83550-00	3- 5	445-15431-00
27- 1	438-24710-00	31-20	438-83560-00	2-21	445-15492-00
28- 2	438-25104-00	31- 1	438-83570-30	5-15	445-15631-00
29- 2	438-25304-00	31-11	438-83592-00	4-19	445-16111-00
29- 1	438-25311-00	30- 0-1	438-84110-60	5- 0-1	445-16301-00
24- 1	438-26111-00	30- 3	438-84115-62	6- 1	445-17411-00
24-21	438-26312-01	30- 5	438-84120-61	6-16	445-17421-00
24-27	438-26335-00	30- 1	438-84130-61-20	8- 1	445-18111-00-93
24-26	438-26341-00	30- 7	438-84192-60	26-13	445-21787-00

# NUMERICAL INDEX

Ref No.	Parts No.	Ref No.	Parts No.	Ref No.	Parts No.
17- 5	445-81318-20	12-16	91101-06030	11-12	91402-16005
17-10	445-81328-20	18-25	91101-06030	25-14	91609-40018
34- 1	445-82590-22	18-12	91201-06012	2- 3	91810-05016
17- 0-1	445-85500-20	27- 3	91201-06012	3-11	91810-05016
34-28	445-85540-20	34-13	91201-06012	14- 7	91903-06012
17- 2	445-85541-20	10-11	91201-06015	14-10	91903-06035
17- 1	445-85550-20	14-19	91201-06015	12- 4	92501-06012
17- 6	445-85580-20	21-12	91201-06015	14-23	92501-06012
17- 7	445-85581-20	21- 9	91201-06018	2-22	92501-06015
4-10	604-11634-00	20-16	91201-06020	6-15	92501-06015
21-20	611-48556-30	24- 7	91201-06020	16-14	92501-06020
16- 7	654-81326-20	24-12	91201-06020	17-12	92501-06020
13-38	802-14173-00	12-11	91201-06025	29-50	92501-06020
13-37	802-14174-00	28-24	91201-06030	34-16	92501-06020
26- 5	802-24319-00	31-16	91201-06030	2-20	92501-08012
1- 6	812-11175-00	19-22	91201-08012	33-11	92503-06015
18- 7	90101-08102	29-17	91203-06020	6-15	92701-06015
23-12	90109-14235	32-20	91203-06025	20-19	92801-06300
18- 5	90185-08039	9-27	91210-06015	24- 8	92801-06300
18-10	90185-10035	9-26	91210-06020	24-13	92801-06300
14-15	90201-08310	3- 3	91316-06030	32-18	92801-06700
5-22	90201-17327	3- 9	91316-06035	25-25	92801-10300
8-13	90215-06016	2- 7	91316-06045	29-44	92801-10300
27- 5	90240-05001	3-10	91316-06045	12-22	92901-03100
4-22	90280-05013	2- 4	91316-06060	16-10	92901-04100
14-13	90387-08242	2- 8	91316-06070	17- 8	92901-04100
21-19	90387-08258	2- 5	91316-06075	25-11	92901-04100
18-33	90480-12053	2- 9	91316-06085	16-11	92901-04200
18-35	90480-12053	2- 6	91316-06100	17- 9	92901-04200
32-27	90480-15061	5-30	91401-10010	30-10	92901-04200
20-17	90508-40146	15-13	91401-12018	15- 9	92901-05100
19-19	91101-06018	11-10	91401-16010	17- 4	92901-05100
22-38	91101-06018	29-49	91401-20020	22-35	92901-05100
8- 3	91101-06020	20- 4	91401-20025	25-17	92901-05100
18-26	91101-06025	20-23	91401-25012	34-10	92901-05100
21- 2	91101-06025	29-45	91401-25018	34-27	92901-05100
26-11	91101-06025	28-40	91401-30030	16- 4	92901-05200
27-10	91101-06025	29-39	91401-30030	22-36	92901-05200

# NUMERICAL INDEX

Ref No.	Parts No.	Ref No.	Parts No.	Ref No.	Parts No.
34- 9	92901-05200	33-10	92901-06300	11- 2	93210-05215
10-10	92901-06100	14- 4	92901-08100	2-12	93210-11073
12- 5	92901-06100	18- 4	92901-08100	28-30	93210-14104
12-10	92901-06100	19-23	92901-08100	10- 6	93210-17239
12-17	92901-06100	21-21	92901-08100	4-18	93210-25070
14-18	92901-06100	22-22	92901-08100	14-20	93210-27250
14-24	92901-06100	22-26	92901-08100	5-13	93211-10232
14-29	92991-06100	23-15	92901-08100	6-13	93304-20501
16-15	92901-06100	23-19	92901-08100	28-10	93306-20201
17-13	92901-06100	29-47	92901-08100	28-12	93306-20203
18-13	92901-06100	30-18	92901-08100	29- 9	93306-20301
18-24	92901-06100	30-19	92901-08200	6-13	93306-20515
19-20	92901-06100	32-24	92901-08200	6-31	93306-30512
21- 3	92901-06100	18- 9	92901-10100	4-12	93306-30610
21-10	92901-06100	25-24	92901-10100	4- 8	93310-21854
21-11	92901-06100	29-43	92901-10100	4- 5	93310-42541
21-13	92901-06100	4-15	92901-12100	6-11	93311-42012
26-10	92901-06100	19- 7	92901-14100	6-26	93313-31709
27- 4	92901-06100	28-38	92901-14200	6-26	93313-32008
27-11	92901-06100	5-11	92901-18100	5-24	93315-11720
28-26	92901-06100	5-12	92901-18200	6-39	93410-15005
29-51	92901-06100	32-12	92903-05100	6-39	93410-17008
31-17	92901-06100	15-11	93101-10001	6-10	93410-19015
32-17	92901-06100	15- 4	93101-10002	6-25	93410-19015
32-23	92901-06100	5-23	93102-17004	9-19	93410-19015
34-14	92901-06100	28-11	93102-20009	28-13	93410-20014
34-17	92901-06100	9- 9	93102-25064	7- 6	93410-30012
12- 6	92901-06200	6-32	93102-35054	29-34	93410-52034
14-25	92901-06200	4-13	93103-30072	22- 6	93420-28025
16-16	92901-06200	4-17	93103-38086	25-19	93430-02001
17-14	92901-06200	4-17	93103-40058	7-23	93430-07012
19-21	92901-06200	28-32	93104-07003	9-30	93430-07020
20-22	92901-06200	10- 8	93104-07036	7-16	93430-08006
21-11	92901-06200	29-10	93104-46029	8-14	93430-10016
22-40	92901-06200	28-20	93105-50010	8- 5	93430-12009
27-12	92901-06200	29-35	93106-25003	9- 8	93430-12022
28-27	92901-06200	8- 7	93109-14005	6- 4	93440-25019
31-18	92901-06200	29-26	93120-31114	6-21	93440-25019

# NUMERICAL INDEX

Ref No.	Parts No.	Ref No.	Parts No.	Ref No.	Parts No.
9-15	93440-25019	24-17	98503-05018		
9-12	93440-25020	12-21	98512-03008		
23- 3	93501-04011	6-30	98701-05012		
23- 6	93503-16010	7- 4	98701-05012		
15-16	93505-32002	30-12	98801-04200		
9- 5	93507-32009	15-10	98801-05200		
7- 8	93604-08071	11-11	98801-05300		
7- 2	93604-18100	28-25	98801-06100		
29-18	93700-06001	8-12	98801-06200		
19- 9	93700-06005	14-30	98801-06700		
23- 4	94130-21103	14- 5	98801-08100		
29- 3	94140-18062	22-27	98801-08100		
28- 5	94230-21038	30-17	98801-08100		
29- 4	94240-18024	1- 7	98801-08200		
28- 6	94330-21030	21-15	98801-08300		
29- 6	94340-18022	29-48	98801-08500		
28- 3	94416-21118	21-22	98801-08700		
29- 5	94418-18051	20- 3	98801-10500		
29-32	94535-20102	32-13	98803-05100		
29-33	94635-20001	33- 7	98803-08200		
1-13	94701-00045	33-22	98803-08200		
1-13	94701-00046	29-23	98803-08300		
20-11	97101-08025	23-16	98803-08700		
18- 3	97101-08070	15-14	98901-04008		
23-18	97103-08035	<a href="http://www.legends-yamaha-enduros.com">www.legends-yamaha-enduros.com</a>			
23-13	97103-08055				
14-16	97201-08035				
21-17	97201-08035				
21-16	97201-08045				
30-16	97203-08025				
9- 4	97211-08030				
25-10	98501-04006				
25-16	98501-05008				
19-17	98501-05010				
18-37	98501-05012				
15- 5	98501-05015				
34-26	98501-05018				
34-11	98501-05025				

[www.legends-yamaha-enduros.com](http://www.legends-yamaha-enduros.com)



**YAMAHA MOTOR CO. LTD.**

PRINTED IN JAPAN  
First editionn Jul., 1973  
(LIT-10014-38-00) (438-28198-60)