



YAMAHA

PARTS LIST

MODEL **TY175C**

www.legends-yamaha-enduros.com

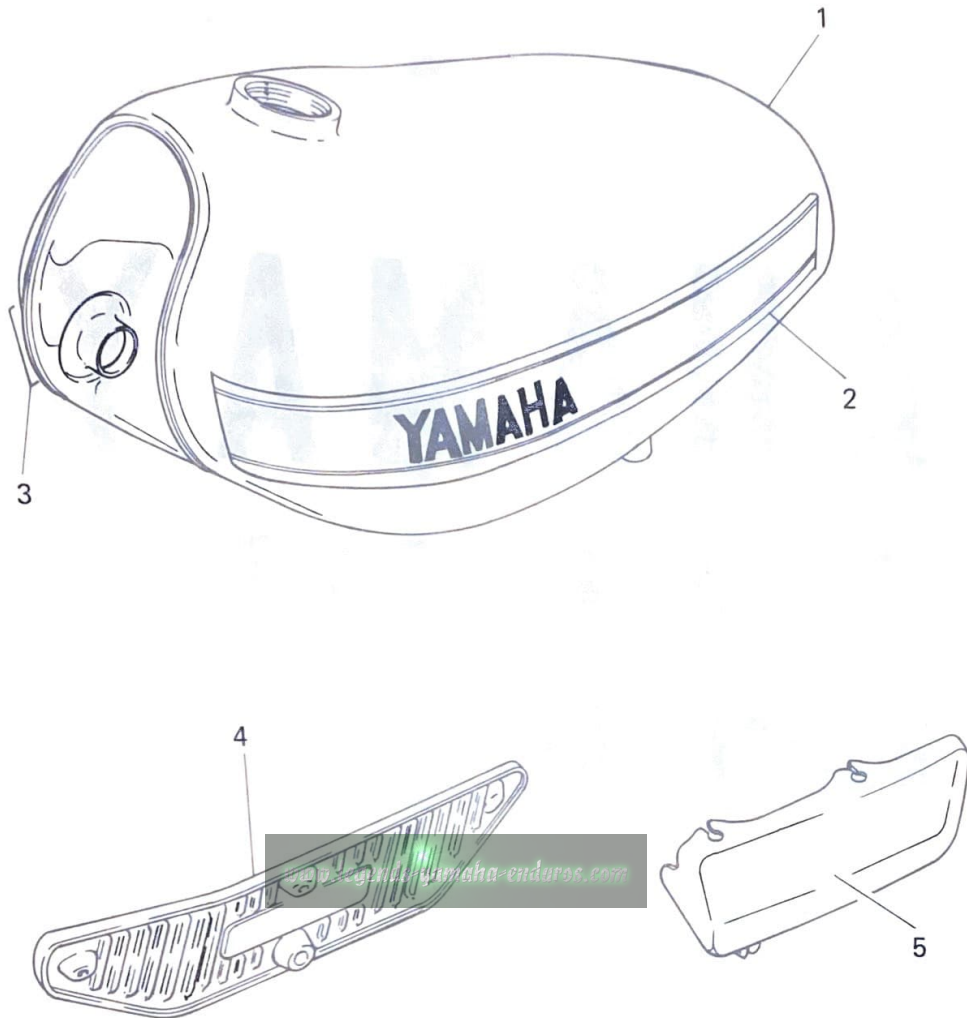
NOTICE

ALL PART NUMBERS CONTAINED IN THIS CATALOGUE ARE COMPRISED OF TEN DIGITS. WHEN ORDERING, PLEASE ADD TWO ZEROS TO THE END OF EACH PART NUMBER REQUIRED TO CONVERT THE TEN DIGITS INTO THE NEW TWELVE DIGIT NUMBERS.

YAMAHA MOTOR CO., LTD.

COPY RIGHT: ALL RIGHTS RESERVED
NO PART OF THIS PUBLICATION MAY BE REPRODUCED WITHOUT PERMISSION.

[TY175C] COLORED PARTS (EXCLUSIVE FOR CANADA)




Ref. No.	Parts Number	Description	Q'ty	Remarks
1	525-24110-00-04	Fuel Tank Comp.	1	White
2	539-24244-10	· Graphic, fuel tank L.H	1	
3	539-24245-10	· Graphic, fuel tank R.H	1	
4	525-14718-00-66	Protector, muffler	1	
5	541-21711-00	Cover, side	1	Sunshine Red

YAMAHA

PARTS LIST

MODEL TY175C

www.legends-yamaha-enduros.com

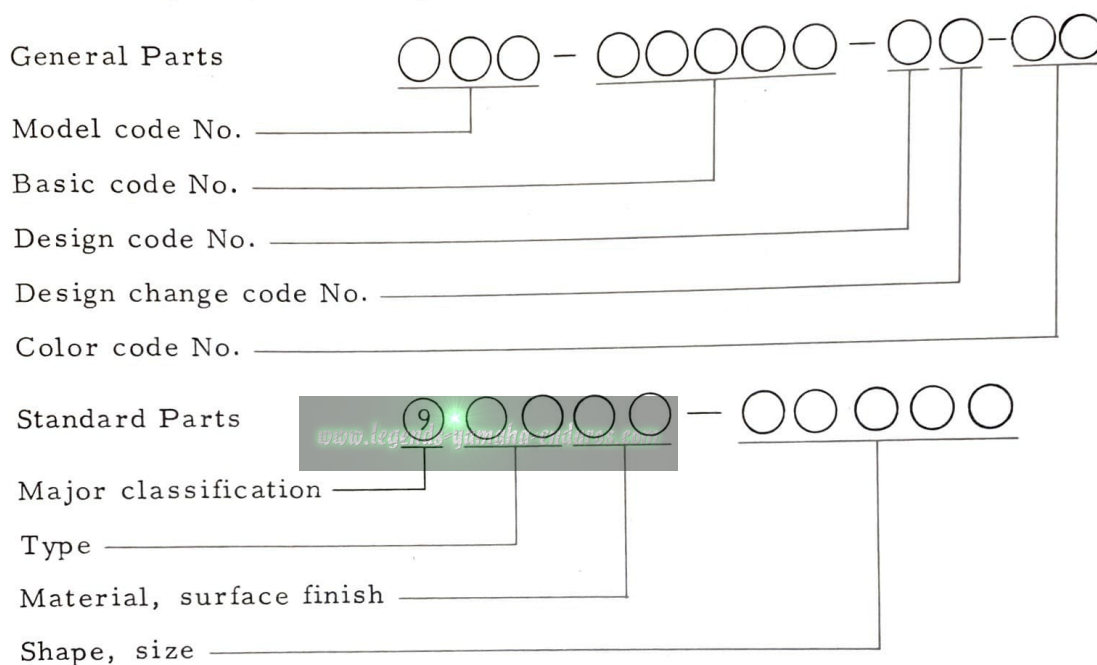


FOREWORD

This Parts List relates to the parts in use for the Yamaha TY175C. When you are ordering replacement parts for the TY175C, refer to this Parts List and quote both part numbers and part names correctly.

1. Structure of Part No.

Yamaha parts are divided largely into two categories; general parts and standard parts, and each part No. has the following structure:



Note: Every standard No. begins with 9.

2. How to Use this Parts List

- (1) Except for steel balls (whose size is indicated in inches), the size of all parts is indicated in millimeters in the following manner.

HOSE (rubber or vinyl) Inside diameter - length

O-ring Section area - inside diameter

Washer, shim, collar Inside diameter - outside diameter - thickness (length)

- (2) Parts, which are to be supplied in the form of assemblies, are listed with an indentation of one letter's space, and a dot (.) is put

against the name of each part. If any two different assemblies (e.g., right and left side components) consist of almost the same type components, these two assemblies are listed in two lines, and then the names of component parts are listed in the subsequent lines with an indentation as mentioned earlier. The quantity of parts is given in the following manner; that is, in the case of parts being the same in type between the right and left, a total quantity of parts is given. On the other hand, if the right and left side parts are different in type, the quantity of part(s) on each side is given.

Example

Description	Q'ty
CARBURETOR ASS'Y, left	1
CARBURETOR ASS'Y, right	1
. JET, pilot	2
. NOZZLE, main	2
⋮	
. LEVER, starter, left	1
. LEVER, starter, right	1

(3) Key to Symbols

U.R.	Use size (thickness) and/or number as required
U.N.	Use as many as you need
T	Number of teeth in a gear
V	Voltage for light bulbs
S	"S" type oil seal or "S" type circlip
SD	"SD" type oil seal
SO	"SO" type oil seal
SW	"SW" type oil seal
E	"E" type circlip
R	"R" type circlip
F/No.	Frame No. (Applicable machine No.)

- (4) The right and left in relation to parts are determined on the basis of the rider facing toward the front.
- (5) This Parts List is based on the model in the production line on Jun. 30, 1975. Accordingly, if any modifications which have been made to parts will be announced in the Yamaha Parts News. It is advisable that according to the Yamaha Parts News, You will make necessary corrections to the Parts List on hand to keep it up-to dated.

CONTENTS

ENGINE

Fig. 1	Cylinder head · Cylinder	1
Fig. 2	Crankcase	3
Fig. 3	Crankcase Cover	5
Fig. 4	Crank · Piston	7
Fig. 5	Clutch	11
Fig. 6	Transmission	13
Fig. 7	Shifter 1	17
Fig. 8	Shifter 2	19
Fig. 9	Kick Starter	21
Fig. 10	Intake	23
Fig. 11	Carburetor	25
Fig. 12	Exhaust	29
Fig. 13	Oil Pump	31
Fig. 14	Flywheel Magneto	33

CHASSIS

Fig. 15	Frame · Side Cover	37
Fig. 16	Rear Arm · Rear Cushion · Chain Case	39
Fig. 17	Stand · Footrest · Brake Pedal	41
Fig. 18	Front Fender · Rear Fender	43
Fig. 19	Front Fork	45
Fig. 20	Steering	47
Fig. 21	Handle · Wire	49
Fig. 22	Fuel Tank	53
Fig. 23	Oil Tank	55
Fig. 24	Seat	57
Fig. 25	Front Wheel	59
Fig. 26	Rear Wheel	63

Fig. 27	Head Lamp	67
Fig. 28	Tail Lamp	69
Fig. 29	Electrical	71

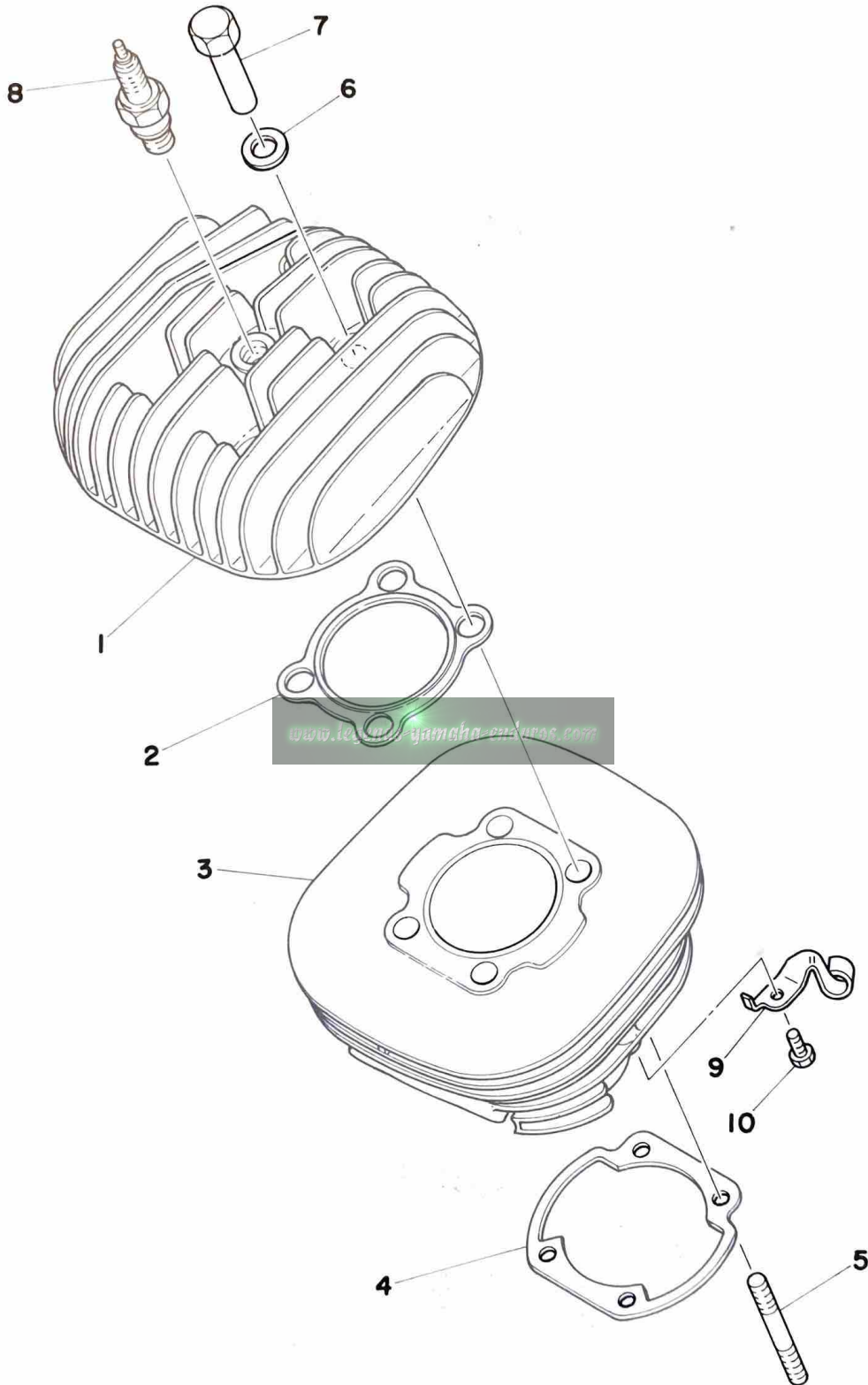
NUMERICAL INDEX

ENGINE

www.legends-yamaha-enduros.com

YAMAHA
PARTS

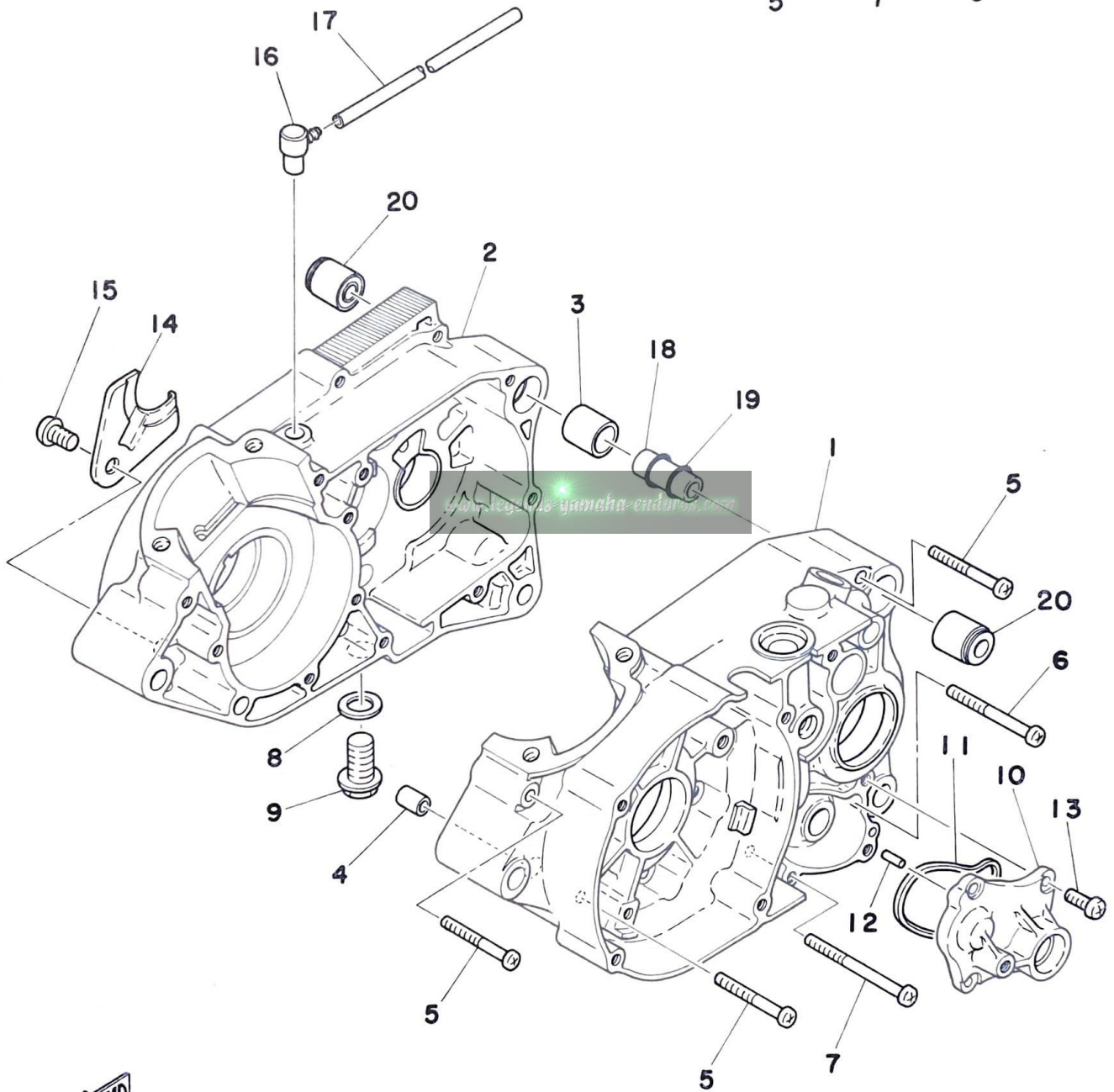
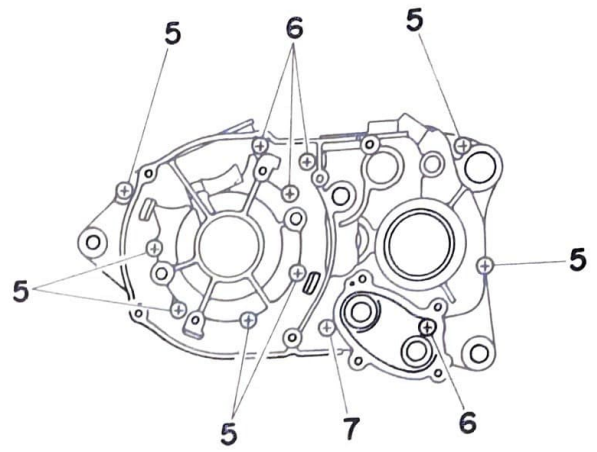
Fig. 1 CYLINDER HEAD · CYLINDER



Ref. No.	Parts No.	Description	Q'ty	Applicable Machine No.	Remarks
1- 1	525-11111-00	HEAD, cylinder	1		
2	251-11181-00	GASKET, cylinderhead	1		
3	525-11311-00	CYLINDER	1		
4	248-11351-00	GASKET, cylinder	1		
5	90116-08064	BOLT, stud (248-11361-00)	4		
6	90201-12362	WASHER, plate (278-11175-00)	4		12.5-22-2.0
7	90179-08025	NUT (248-11171-01)	4		
8	94701-00044	PLUG, spark (B-7ES)	1		
9	525-15441-01	HOLDER, clutch wire	1		
10	97301-06012	BOLT, hexagon	1		

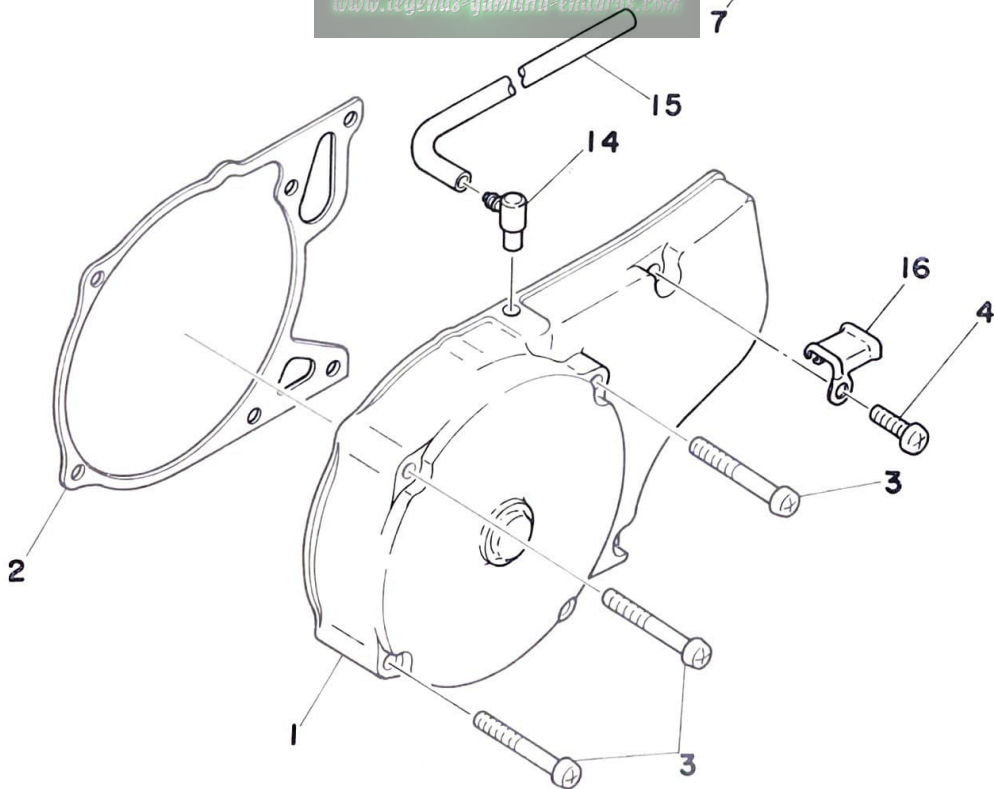
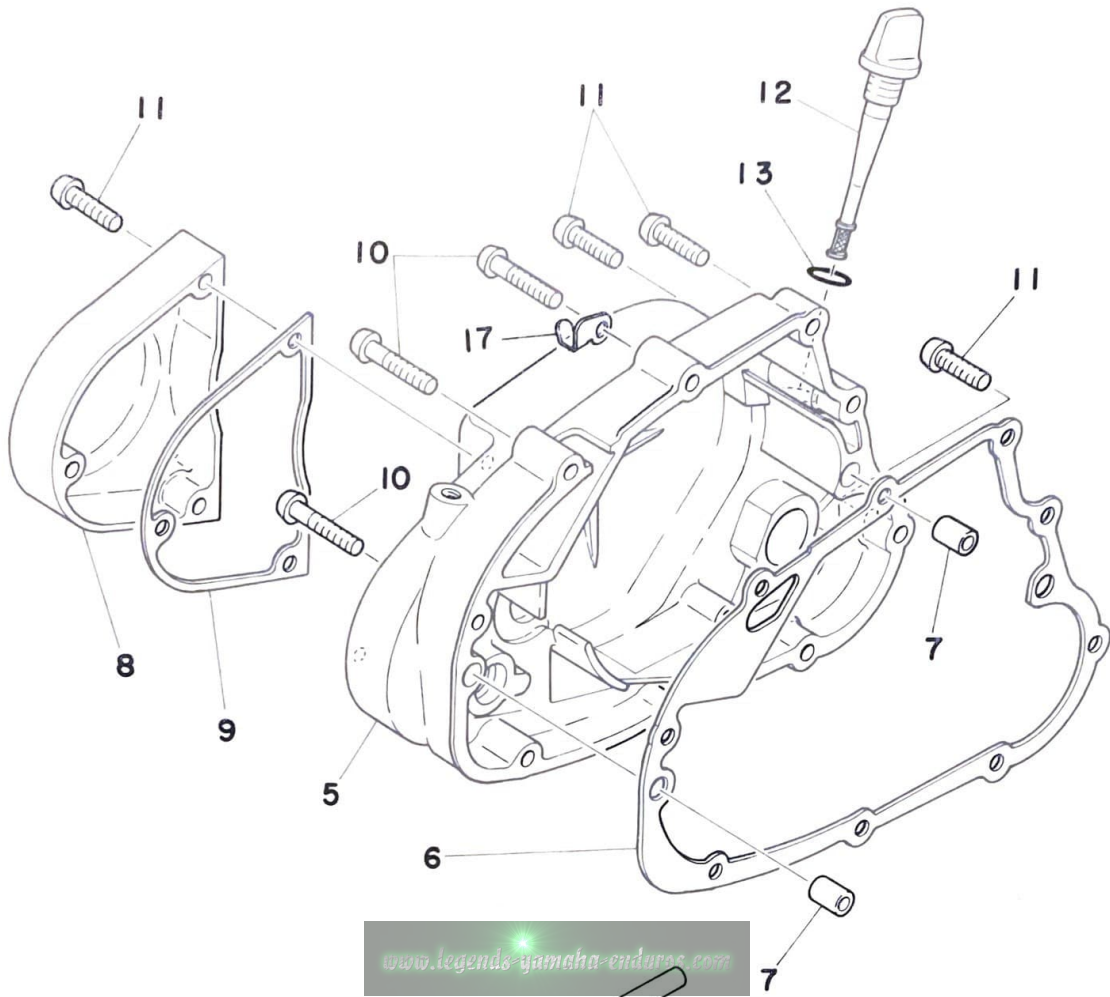
www.legends-yamaha-enduros.com

Fig. 2 CRANKCASE



Ref. No.	Parts No.	Description	Q'ty	Applicable Machine No.	Remarks
2- 1	525-15111-00	CASE, crank left	1		
2	525-15121-00	CASE, crank right	1		
3	91810-19020	PIN, dowel (16.5-20-20)	1		
4	91810-02015	PIN, dowel (6.4-10-15)	1		
5	92501-06045	SCREW, panhead	7		
6	92501-06055	SCREW, panhead	4		
7	92501-06065	SCREW, panhead	1		
8	90430-12038	GASKET (132-15353-00)	1		
9	90340-12005	PLUG, straight (132-15351-00)	1		
10	437-15419-01	COVER, shifter	1		
11	401-15449-00	RING, rubber	1		
12	93603-12007	PIN, dowel (3-11.8)	2		
13	92501-06015	SCREW, panhead	4		
14	304-15128-00	HOLDER, right	1		
15	92501-08012	SCREW, panhead	1		
16	498-15371-00	BREATHER	1		
17	90445-07177	HOSE (395-14197-00 4.2-310)	1		
18	401-15317-00	SPACER, engine mount	1		
19	93210-11073	O-RING (2.4-10.8)	2		
20	328-15316-00	DAMPER, engine mount	2		

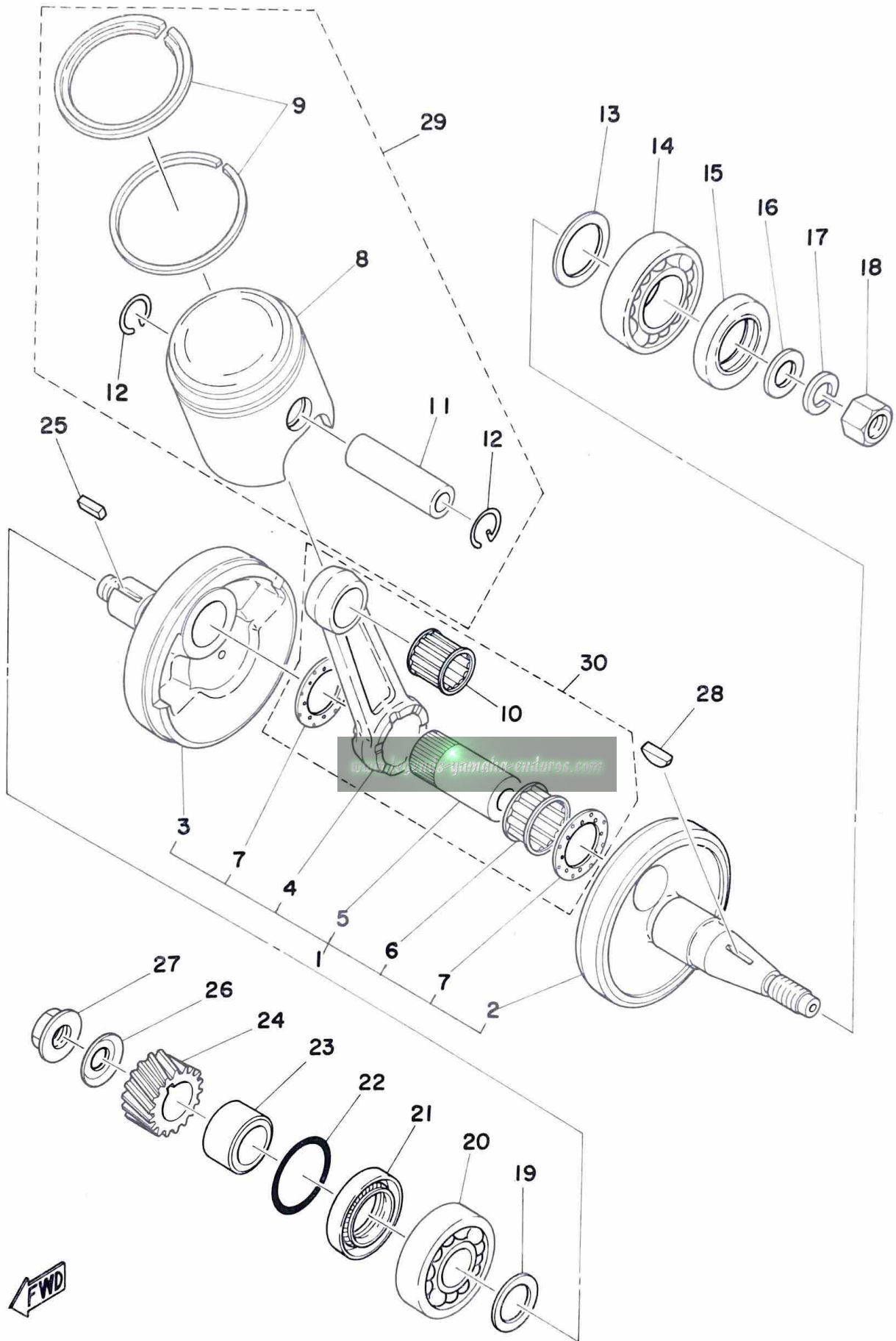
Fig. 3 CRANKCASE COVER



Ref. No.	Parts No.	Description	Q'ty	Applicable Machine No.	Remarks
3- 1	525-15411-00	COVER, crankcase left	1		
2	525-15455-00	GASKET, crankcase cover left.....	1		
3	92501-06050	SCREW, panhead	4		
4	92501-06020	SCREW, panhead	1		
5	525-15431-00	COVER, crankcase right	1		
6	401-15451-00	GASKET, crankcase cover right	1		
7	91810-02015	PIN, dowel (6.4-10-15)	2		
8	525-15416-00	COVER, oil pump	1		
9	402-15456-00	GASKET, oil pump cover	1		
10	92501-06035	SCREW, panhead	5		
11	92501-06025	SCREW, panhead	7		
12	525-15362-01	PLUG, oil level	1		
13	93210-14104	O-RING (A-2.4-13.8)	1		
14	498-15371-00	BREATHER	1		
15	90445-07177	HOSE (395-14197-00 4.2-310)	1		
16	90461-10016	CLAMP	1		
17	90465-10074	CLAMP	1		

www.legends-yamaha-enduros.com

Fig. 4 CRANK · PISTON



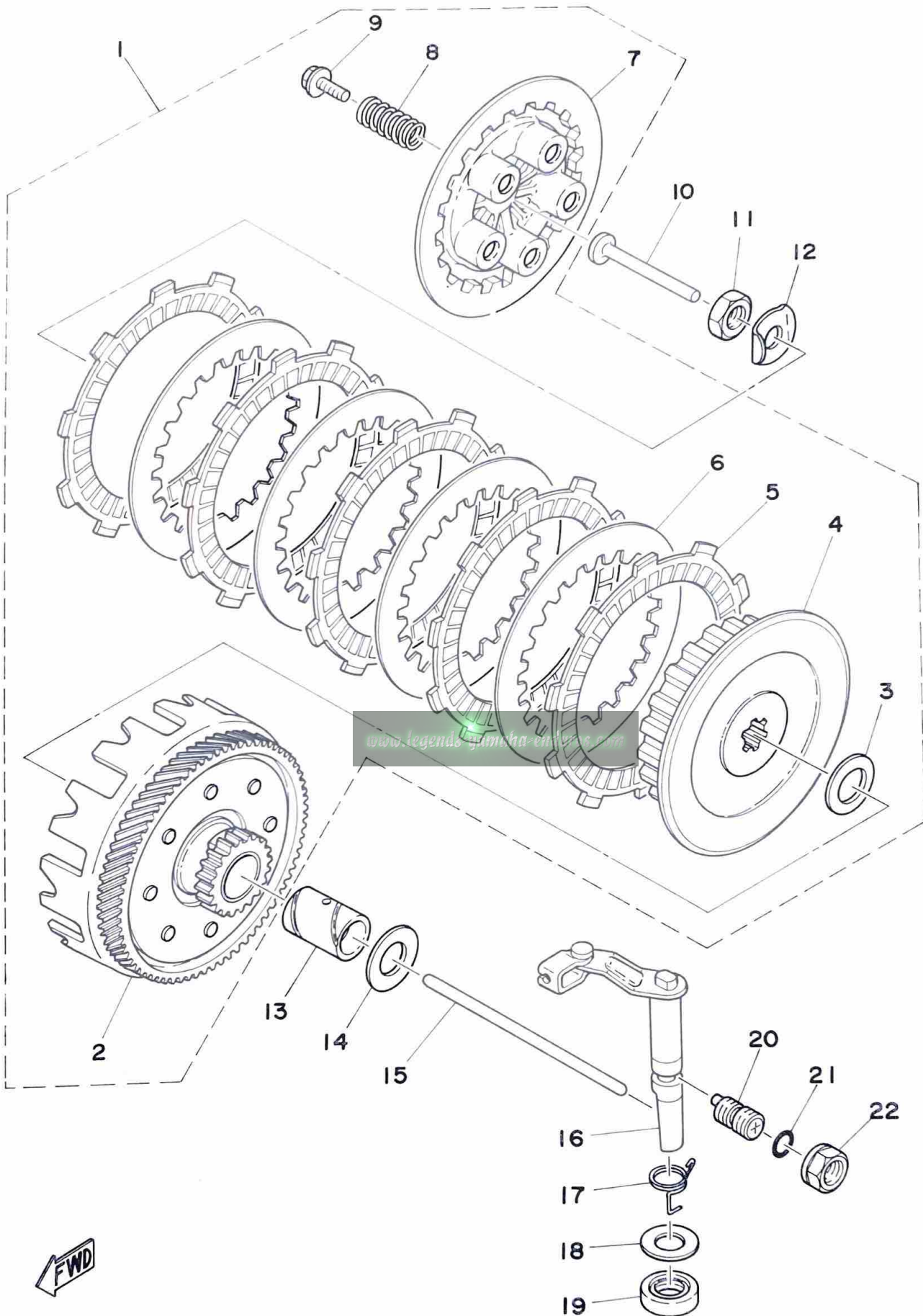
Ref. No.	Parts No.	Description	Q'ty	Applicable Machine No.	Remarks
4- 1	525-11400-00	CRANK ASS'Y	1		
2	525-11412-00	. CRANK, left	1		
3	525-11422-00	. CRANK, right	1		
4	248-11651-01	. ROD, connecting	1		
5	525-11681-00	. PIN, crank	1		
6	93310-42231	. BEARING, con-rod big end	1		
7	90209-22071	. WASHER (164-11685-00)	2		
8	443-11631-03-96	PISTON (65.96 mm STD)	} U. R 1		
	443-11631-03-98	PISTON (65.98 mm STD)			
	443-11635-03	PISTON (66.25 mm 1st O. S)	1		Alternate Parts
	443-11636-03	PISTON (66.50 mm 2nd O. S)	1		Alternate Parts
	443-11637-03	PISTON (66.75 mm 3rd O. S)	1		Alternate Parts
	443-11638-03	PISTON (67.00 mm 4th O. S)	1		Alternate Parts
9	443-11610-00	PISTON RING SET (STD)	1S		
	443-11610-10	PISTON RING SET (1st O. S)	1S		Alternate Parts
	443-11610-20	PISTON RING SET (2nd O. S)	1S		Alternate Parts
	443-11610-30	PISTON RING SET (3rd O. S)	1S		Alternate Parts
	443-11610-40	PISTON RING SET (4th O. S)	1S		Alternate Parts
10	93310-21679	BEARING, con-rod small end	1		
11	251-11633-00	PIN, piston	1		
12	93450-17025	CIRCLIP (137-11634-00 17 ϕ special) ...	2		
13	132-11561-00-03	SHIM, crank (25.5-35-0.3)	} U. R 1		
	132-11561-00-05	SHIM, crank (25.5-35-0.5)			
14	93306-20517	BEARING (6205)	1		
15	93102-25061	OIL SEAL (SD-25-40-8)	1		
16	90201-12535	WASHER, plate (12.2-22-3.2)	1		12.2-22-3.2
17	92901-12100	WASHER, spring	1		
18	90170-12181	NUT, lock	1		

Ref. No.	Parts No.	Description	Q'ty	Applicable Machine No.	Remarks
4-19	136-11561-00-03	SHIM, crank (20-30-0.3)	}		U. R 1
	136-11561-00-04	SHIM, crank (20-30-0.4)			
	136-11561-00-05	SHIM, crank (20-30-0.5)			
	136-11561-00-06	SHIM, crank (20-30-0.6)			
	136-11561-00-07	SHIM, crank (20-30-0.7)			
20	93306-30405	BEARING (6304)	1		
21	93103-28011	OIL SEAL (SW-28-40-8)	1		
22	93210-18023	O-RING (A-1.2-17.6)	1		
23	90387-20488	COLLAR, distance (22-28-18.5)	1		
24	525-16111-00	GEAR, primary drive (19T)	1		
25	90282-05005	KEY, straight (353-11546-00)	1		
26	90208-12015	WASHER (164-16119-00)	1		
27	90179-12044	NUT (353-16144-00)	1		
28	90280-05013	KEY, woodruff	1		

ALTERNATE PARTS

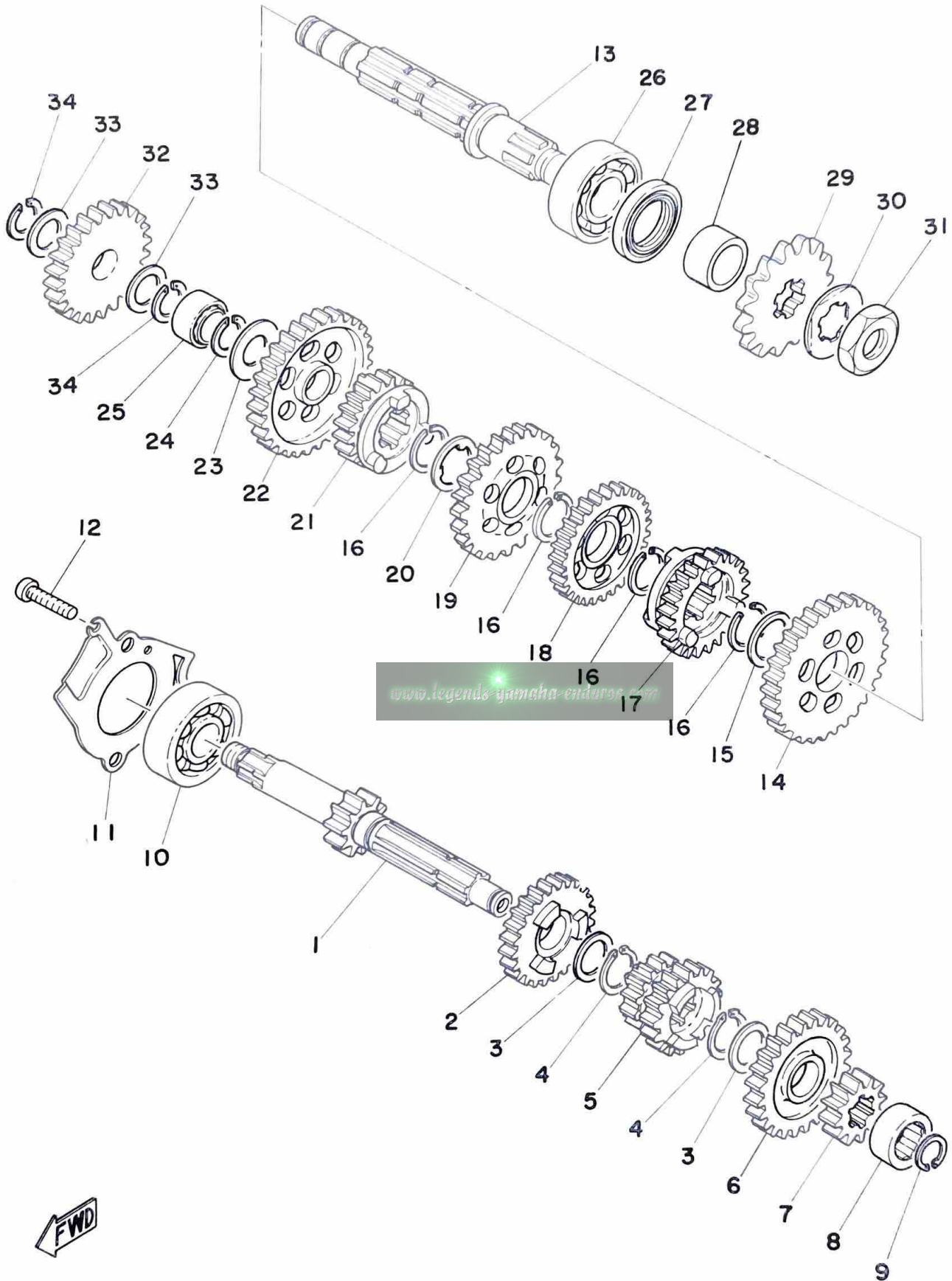
29	443-11630-00	PISTON ASS'Y (STD)	1	}	Ref. No. 8,9,11,12
	443-11630-10	PISTON ASS'Y (1st O. S)	1		
	443-11630-20	PISTON ASS'Y (2nd O. S)	1		
	443-11630-30	PISTON ASS'Y (3rd O. S)	1		
	443-11630-40	PISTON ASS'Y (4th O. S)	1		
30	525-11650-00	CONNECTING ROD ASS'Y	1		Ref. No. 4,5,6,7,10

Fig. 5 CLUTCH



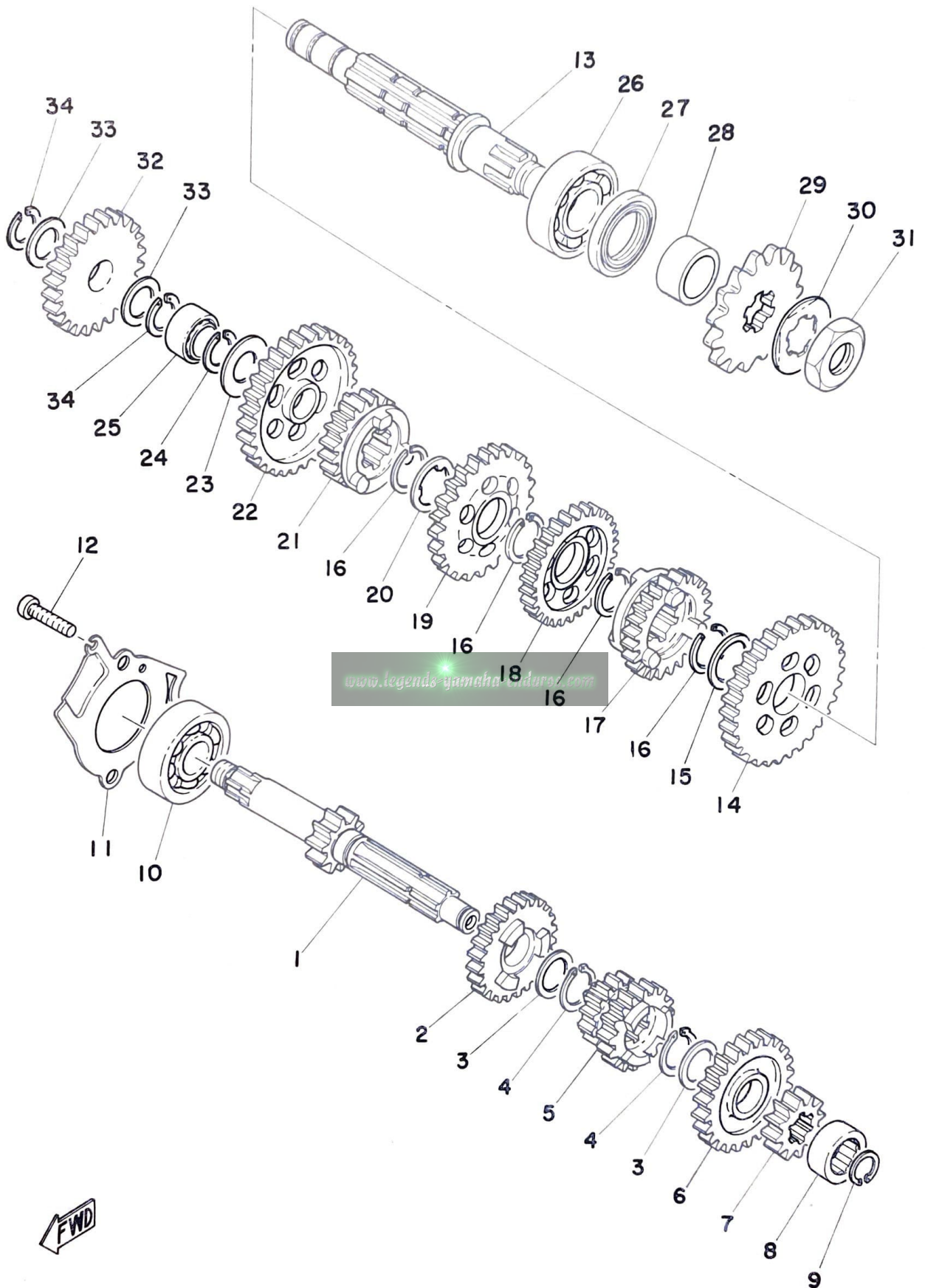
Ref. No.	Parts No.	Description	Q'ty	Applicable Machine No.	Remarks
5- 1	525-16301-00	CLUTCH ASS'Y	1		
2	525-16150-00	. PRIMARY DRIVEN GEAR COMP. (74T)	1		
3	122-16164-00	. PLATE, thrust left	1		
4	525-16371-02	. BOSS, clutch	1		
5	525-16321-00	. PLATE, friction	5		
6	137-16325-70	. PLATE, clutch 2	4		
7	525-16351-00	. PLATE, pressure	1		
8	90501-20125	. SPRING, compression (132-16333-00)	5		
9	90159-05011	. SCREW, with washer	5		
10	137-16356-00	ROD, push 1	1		
11	90170-12060	NUT, hexagon (137-16377-00)	1		
12	90215-12007	WASHER, lock	1		
13	90560-17147	SPACER	1		
14	90201-17543	WASHER, plate (17.2-31-2.5)	1		
15	525-16357-00	ROD, push 2	1		
16	525-16380-00	PUSH LEVER ASS'Y	1		
17	90508-14132	SPRING, torsion (401-16345-00)	1		
18	90201-14217	WASHER, plate (150-25153-00)	1		
19	93104-14004	OIL SEAL (SO-14-25-5)	1		
20	90149-12097	SCREW	1		
21	93210-10096	O-RING (A-2.4-9.8)	1		
22	90179-12197	NUT	1		

Fig. 6 TRANSMISSION



Ref. No.	Parts No.	Description	Q'ty	Applicable Machine No.	Remarks
6- 1	525-17411-00	AXLE, main (11 T)	1		
2	525-17151-00	GEAR, 5th pinion (23T)	1		
3	90201-17545	WASHER, plate (17-21.5-1.0)	2		
4	93410-17037	CIRCLIP (S-17)	2		
5	525-17131-00	GEAR, 3rd, 4th pinion (16T, 19T)	1		
6	525-17161-00	GEAR, 6th pinion (26T)	1		
7	525-17121-00	GEAR, 2nd pinion (13T)	1		
8	93318-21305	BEARING	1		
9	93440-13042	CIRCLIP (13 ϕ special)	1		
10	93306-30304	BEARING (6303Z)	1		
11	525-17471-00	PLATE, bearing cover	1		
12	92501-06012	SCREW, panhead	2		
13	525-17421-00	AXLE, drive	1		
14	525-17221-00	GEAR, 2nd wheel (32T)	1		
15	90201-20266	WASHER, plate (132-17216-00)	1		20-25-1.0
16	93410-20038	CIRCLIP (S-20)	4		
17	525-17261-00	GEAR, 6th wheel (20T)	1		
18	525-17241-00	GEAR, 4th wheel (27T)	1		
19	525-17231-01	GEAR, 3rd wheel (30T)	1		
20	90209-16133	WASHER	1		
21	525-17251-00	GEAR, 5th wheel (23T)	1		
22	525-17211-00	GEAR, 1st wheel (34T)	1		
23	164-17427-00-06	SHIM, drive axle (15.6-30-0.6)	1		
24	93440-15012	CIRCLIP (15 ϕ special)	1		
25	93311-31515	BEARING	1		
26	93306-20418	BEARING (6204)	1		
27	93102-26042	OIL SEAL (SD-26-38-5)	1		
28	90387-20503	COLLAR (22-26-11.3)	1		
29	174-17461-20	GEAR, sprocket drive (12T)	} U. R 1		
	174-17461-30	GEAR, sprocket drive (13T)			
	174-17461-40	GEAR, sprocket drive (14T)			
30	90215-16020	WASHER, lock (102-17464-00)	1		STD

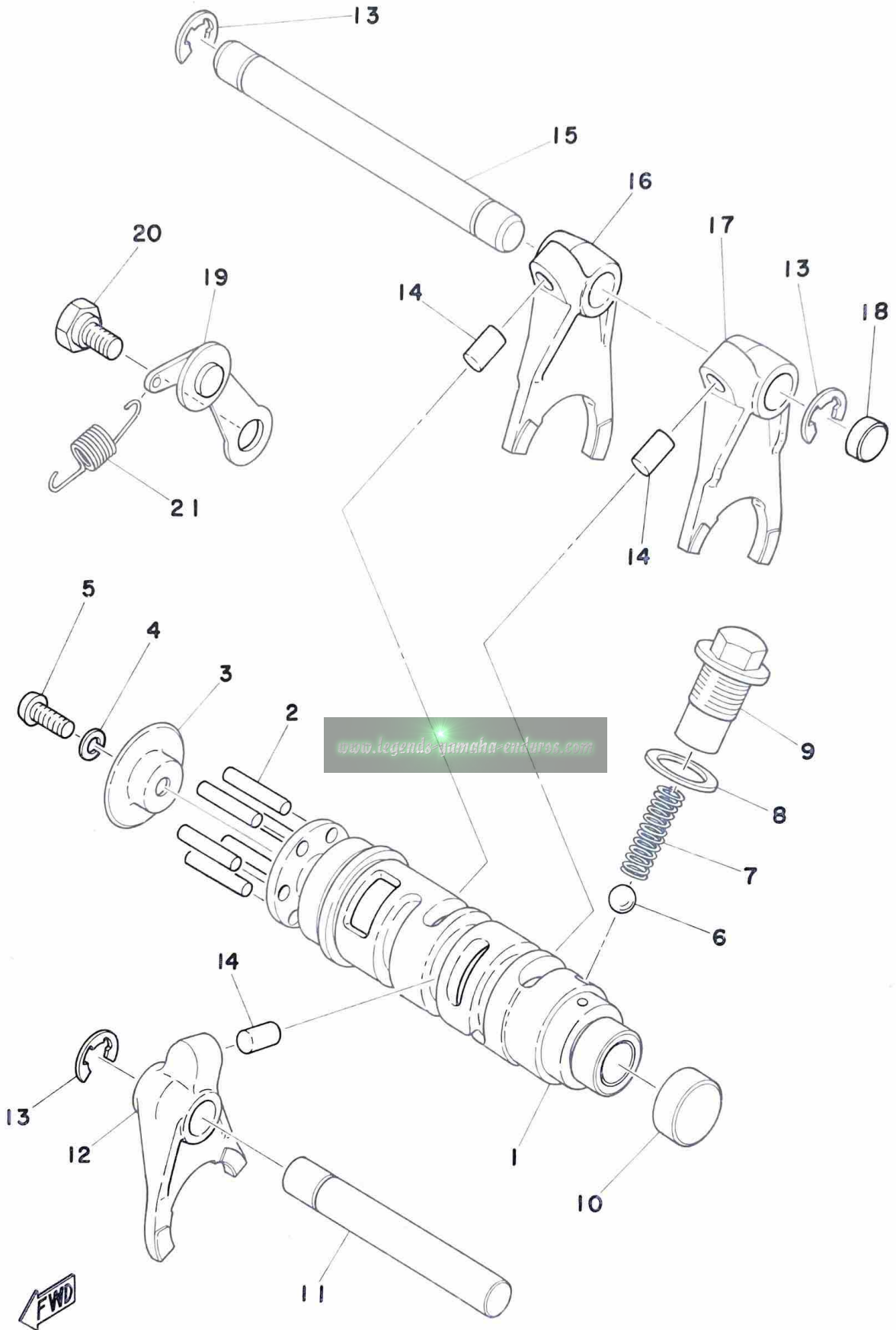
Fig. 6 TRANSMISSION



Ref. No.	Parts No.	Description	Q'ty	Applicable Machine No.	Remarks
6-31	90179-16018	NUT (102-17463-00)	1		
32	525-15651-00	GEAR, kick idle (25T)	1		
33	137-17417-00-05	SHIM (15.5-22-0.5)	2		
34	93440-15012	CIRCLIP (15 ϕ special)	2		

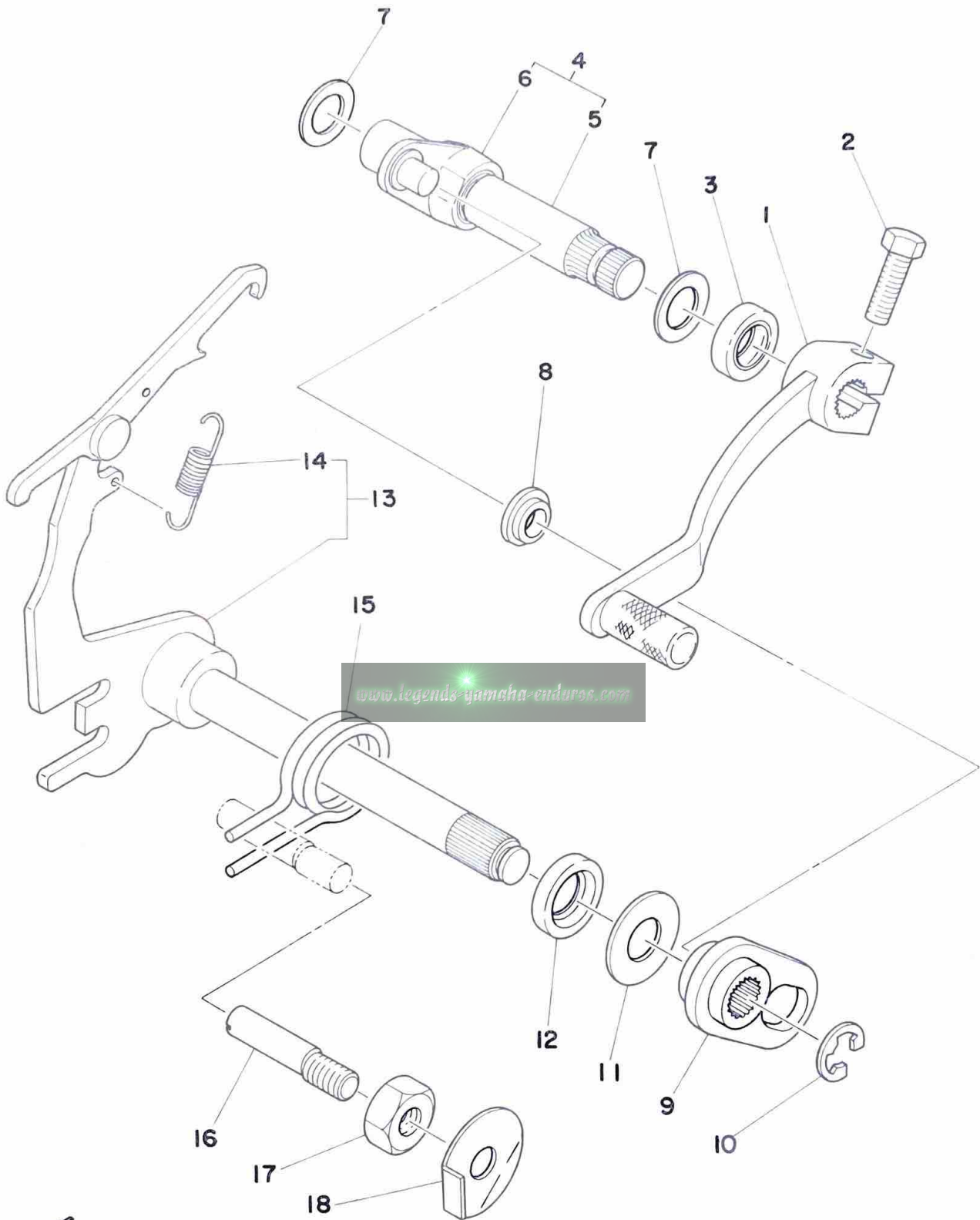
www.legends-yamaha-enduros.com

Fig.7 SHIFTER 1



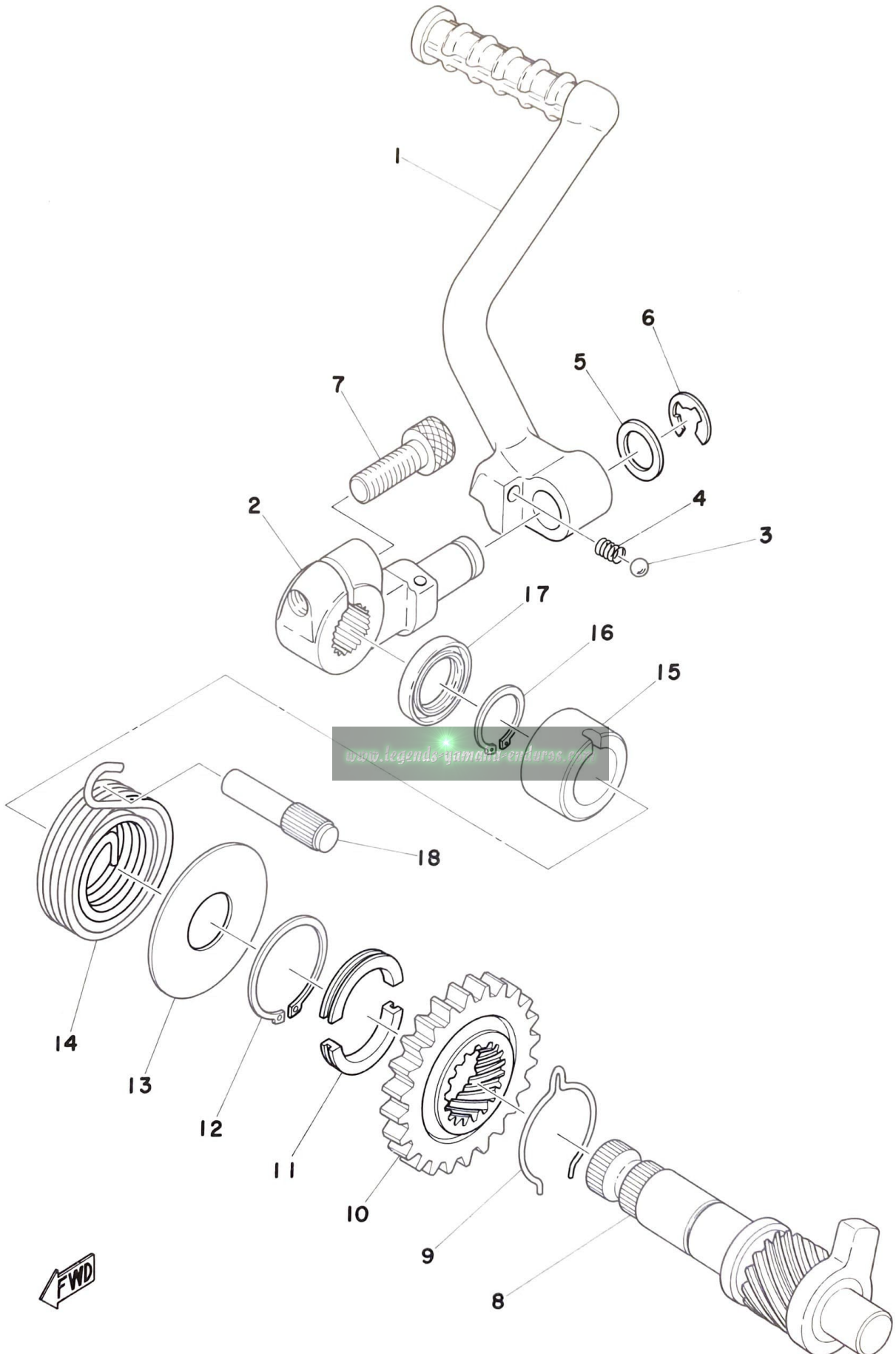
Ref. No.	Parts No.	Description	Q'ty	Applicable Machine No.	Remarks
7- 1	525-18541-00	CAM, shift	1		
2	93604-22050	PIN, dowel (4-21.8)	6		
3	525-18561-00	PLATE, side	1		
4	92901-05100	WASHER, spring	1		
5	98501-05012	SCREW, panhead	1		
6	93505-16006	BALL (5/16 inch)	1		
7	90501-12083	SPRING, compression (174-18558-00)...	1		
8	137-15353-00	GASKET, drain plug (14.5-21-1.5)	1		
9	90109-14385	SCREW, spring	1		
10	90338-20023	PLUG (363-17481-00)	1		
11	257-18531-00	BAR, shift fork guide	1		
12	525-18512-00	FORK, shift 2	1		
13	93430-08006	CIRCLIP (E-8)	3		
14	90250-06013	PIN, straight (257-18552-00)	3		
15	363-18535-00	BAR, shift fork guide 2	1		
16	525-18513-00	FORK, shift 3	1		
17	525-18511-00	FORK, shift 1	1		
18	90338-10063	PLUG	1		
19	525-18140-00	STOPPER LEVER ASS'Y	1		
20	90109-06001	BOLT (132-18177-00)	1		
21	90506-09112	SPRING, tension	1		

Fig. 8 SHIFTER 2



Ref. No.	Parts No.	Description	Q'ty	Applicable Machine No.	Remarks
8- 1	525-18111-00-93	PEDAL, change	1		
2	97321-06020	BOLT, hexagon	1		
3	93109-12012	OIL SEAL (SDO-12-19-5)	1		
4	401-18102-00	CHANGE SHAFT 2 ASS'Y	1		
5	401-18155-01	. SHAFT, change 2	1		
6	401-18151-00	. LEVER, change 3	1		
7	401-18334-00	SHIM (12-20-0.8)	2		
8	401-18178-00	ROLLER, change lever	1		
9	401-18152-01	LEVER, change 4	1		
10	93430-08006	CIRCLIP (E-8)	1		
11	90201-12575	WASHER, plate (132-18137-00)	1		
12	93101-12060	OIL SEAL (S-12-21-4)	1		
13	525-18101-01	CHANGE SHAFT ASS'Y	1		
14	90506-09009	. SPRING, tension (132-18123-00)	1		
15	90508-25273	SPRING, torsion	1		
16	90149-08096	SCREW	1		
17	90170-08029	NUT, hexagon (248-18134-00)	1		
18	90215-08014	WASHER, lock (248-18139-00)	1		

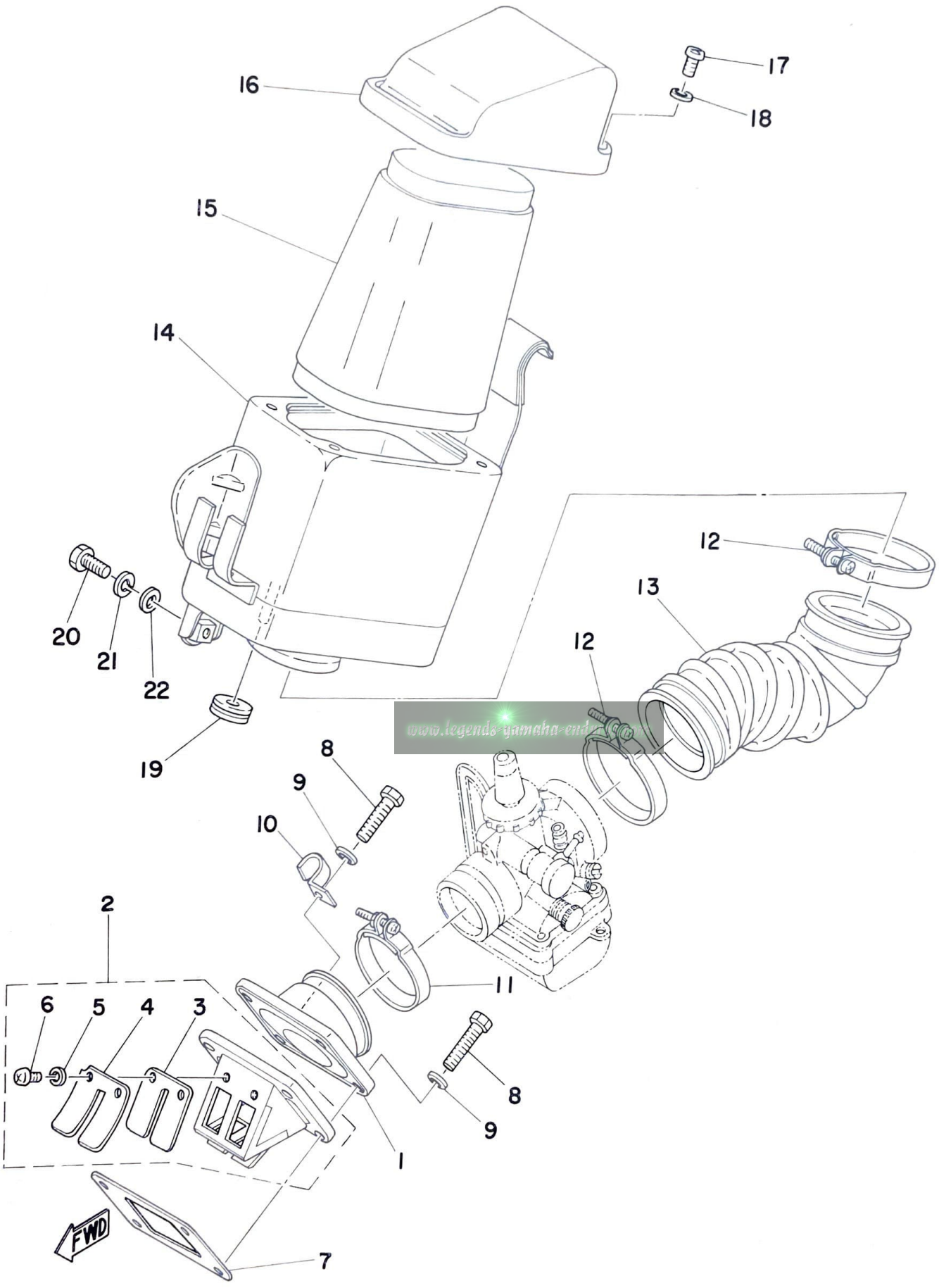
Fig. 9 KICK STARTER



Ref. No.	Parts No.	Description	Q'ty	Applicable Machine No.	Remarks
9- 1	525-15611-00-93	CRANK, kick	1		
2	525-15621-00-91	BOSS, kick crank	1		
3	93507-32009	BALL (7/32 inch)	1		
4	90501-12081	SPRING, compression (278-15622-00)...	1		
5	90201-12541	WASHER, plate (12.5-18-1.5)	1		
6	93430-08007	CIRCLIP (E-8)	1		
7	91316-08025	BOLT	1		
8	525-15660-00	KICK AXLE ASS'Y	1		
9	90468-26048	CLIP	1		
10	315-15641-00	GEAR, kick (27T)	1		
11	248-15654-00	HOLDER, kick gear	2		
12	93410-30012	CIRCLIP (S-30)	1		
13	401-15676-00	COVER, spring	1		
14	90508-26041	SPRING, torsion (401-15665-00)	1		
15	401-15666-00	SPACER.....	1		
16	93410-17008	CIRCLIP (S-17)	1		
17	93101-17062	OIL SEAL (S-17-25-4)	1		
18	257-15668-00	STOPPER, kick spring	1		

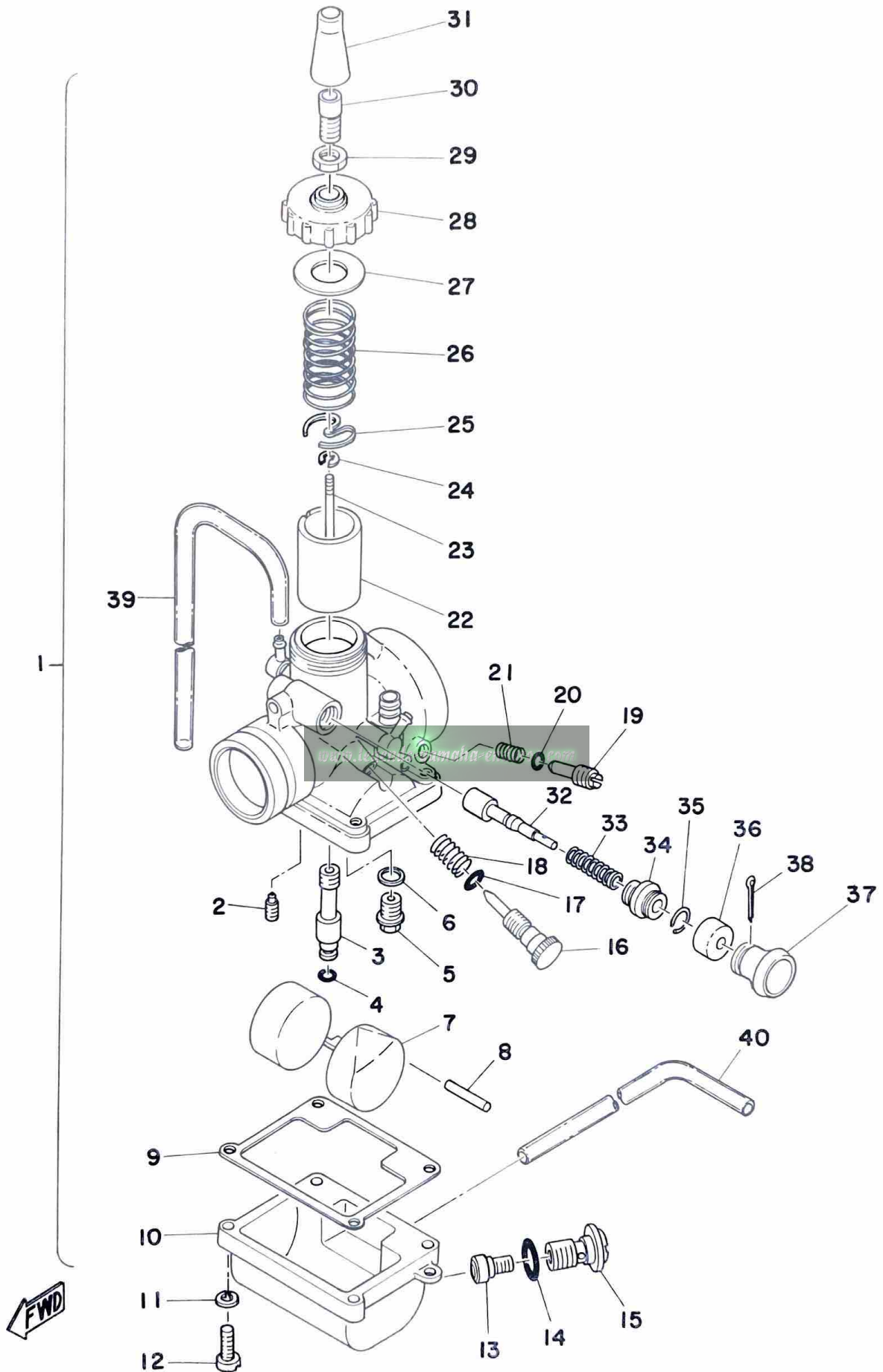
www.legends-yamaha-enduros.com

Fig. 10 INTAKE



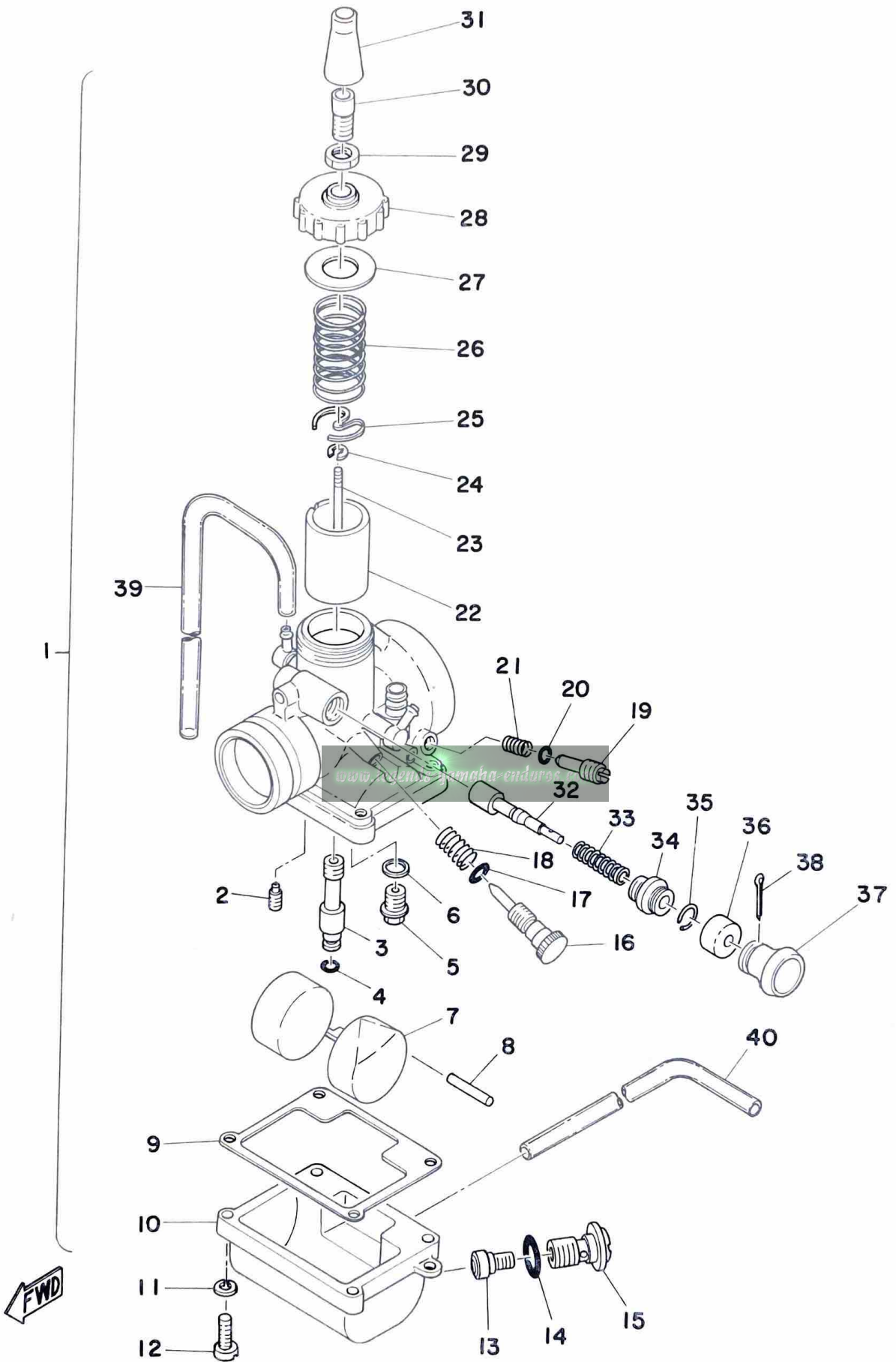
Ref. No.	Parts No.	Description	Q'ty	Applicable Machine No.	Remarks
10- 1	525-13565-01	JOINT, carburetor	1		
2	314-13610-01	REED VALVE ASS'Y	1		
3	314-13613-00	. REED, valve	2		
4	314-13616-01	. STOPPER, reed valve	2		
5	92901-03100	. WASHER, spring	4		
6	98512-03008	. SCREW, panhead	4		
7	314-13621-02	PACKING, valve seat	1		
8	97301-06025	BOLT, hexagon	4		
9	92901-06100	WASHER, spring	4		
10	90462-05005	CLAMP (363-15485-01)	1		
11	90460-43053	CLAMP, hose (304-14455-70)	1		
12	90460-49058	CLAMP, hose (278-14455-00)	2		
13	525-14453-00	JOINT, air cleaner	1		
14	525-14411-00	CASE, air cleaner	1		
15	525-14451-01	ELEMENT, air cleaner	1		
16	525-14412-01	CAP, air cleaner case	1		
17	98501-04008	SCREW, panhead	4		
18	92901-04200	WASHER, plain	4		
19	90480-10091	DAMPER (214-21746-00)	1		
20	97301-06015	BOLT, hexagon	1		
21	92901-06100	WASHER, spring	1		
22	90201-06067	WASHER, plate	1		

Fig. 11 CARBURETOR



Ref. No.	Parts No.	Description	Q'ty	Applicable Machine No.	Remarks
11- 1	525-14101-61	CARBURETOR ASS'Y	1		
2	260-14142-25	. JET, pilot (#25)	1		
3	525-14141-30	. NOZZLE, main (0-0)	1		
4	214-14147-00	. O-RING	1		
5	353-14190-18	. VALVE SEAT ASS'Y (#1.8)	1		
6	127-14195-00	. WASHER, valve seat	1		
7	525-14185-00	. FLOAT	1		
8	137-14186-01	. PIN, float	1		
9	304-14184-00	. GASKET, float chamber	1		
10	493-14181-00	. BODY, float chamber	1		
11	92902-04100	. WASHER, spring	4		
12	98502-04014	. SCREW, panhead	4		
13	137-14143-46	. JET, main (#230)	} U. R 1		STD
	137-14143-48	. JET, main (#240)			
	137-14143-50	. JET, main (#250)			
14	93220-09001	. O-RING	1		
15	493-14166-00	. BOLT, banjo	1		
16	493-14122-00	. SCREW, throttle	1		
17	361-14147-00	. O-RING	1		
18	493-14133-00	. SPRING, throttle stop	1		
19	525-14123-00	. SCREW, air adjusting	1		
20	354-14147-00	. O-RING	1		
21	174-14134-00	. SPRING, air adjusting	1		
22	304-14112-30	. VALVE, throttle (#3.0)	1		
23	164-14116-06	. NEEDLE (4L6-4)	1		
24	164-14137-00	. CLIP	1		
25	137-14136-00	. SEAT, spring	1		
26	276-14131-00	. SPRING, throttle valve	1		
27	193-14126-00	. PACKING	1		
28	525-14158-00	. TOP, mixing chamber	1		
29	802-14161-00	. NUT, wire adjusting	1		
30	360-14124-20	. SCREW, wire adjusting	1		

Fig. 11 CARBURETOR

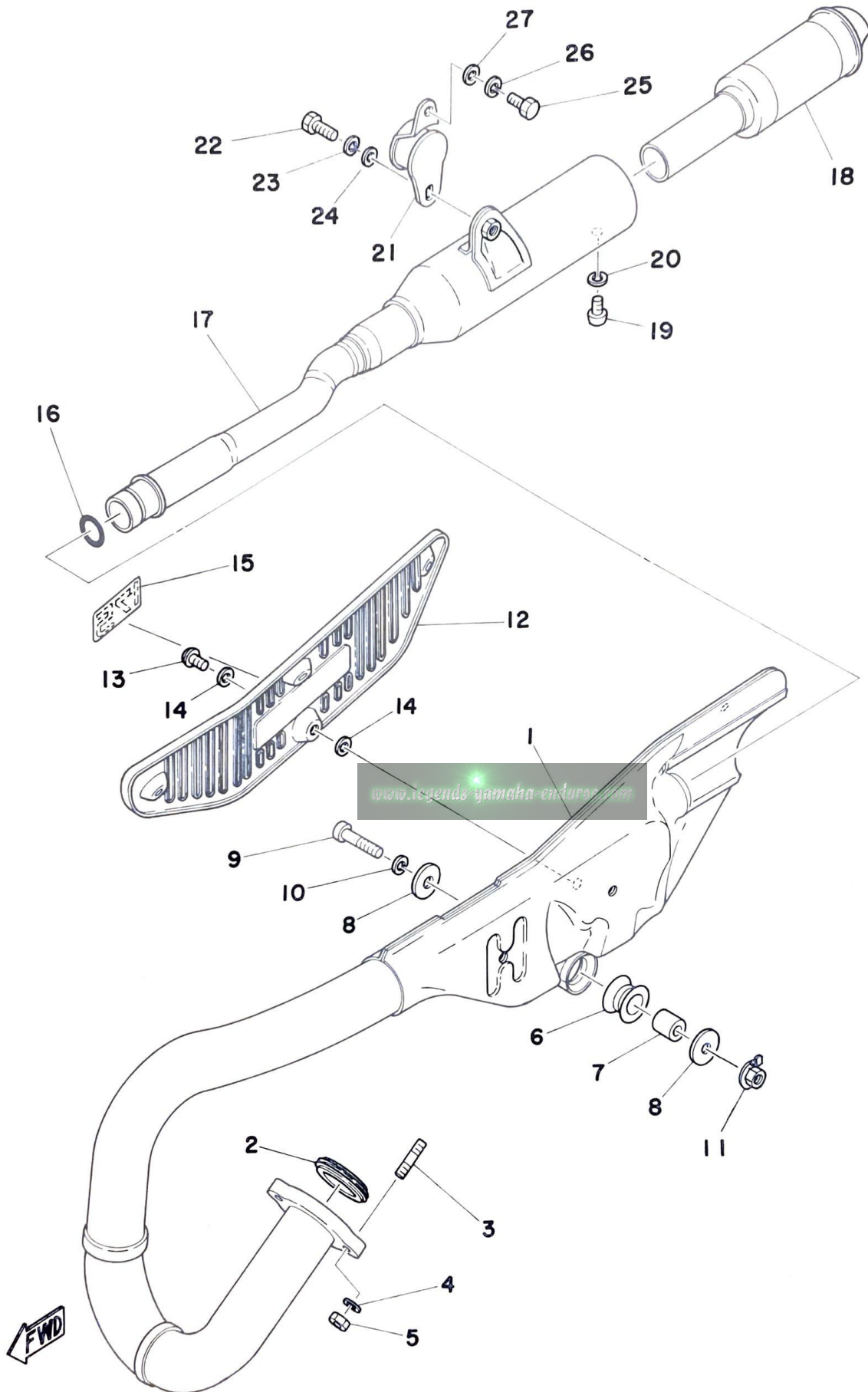


FWD

Ref. No.	Parts No.	Description	Q'ty	Applicable Machine No.	Remarks
11-31	525-14169-00	. CAP	1		
32	304-14171-00	. PLUNGER, starter	1		
33	156-14135-00	. SPRING, plunger	1		
34	152-14174-00	. CAP, plunger	1		
35	152-14138-00	. CLIP, plunger	1		
36	132-14173-00	. COVER, plunger cap	1		
37	304-14261-00	. HOLDER	1		
38	91401-16015	. PIN, cotter	1		
39	313-14197-00	. PIPE, air vent (3.5-175)	2		
40	183-14196-00	. PIPE, over flow (5-160)	1		

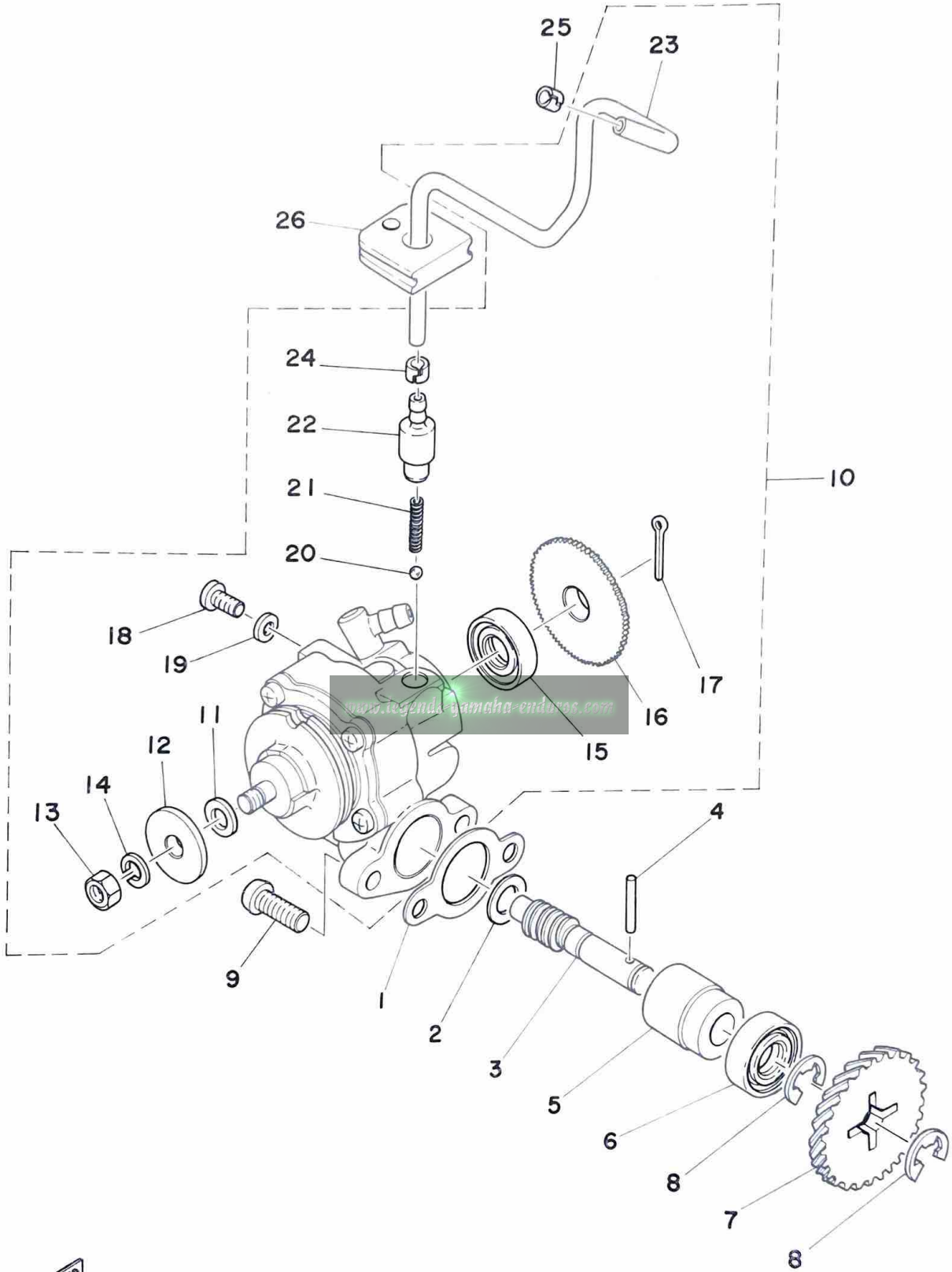
www.legends-yamaha-enduros.com

Fig. 12 EXHAUST



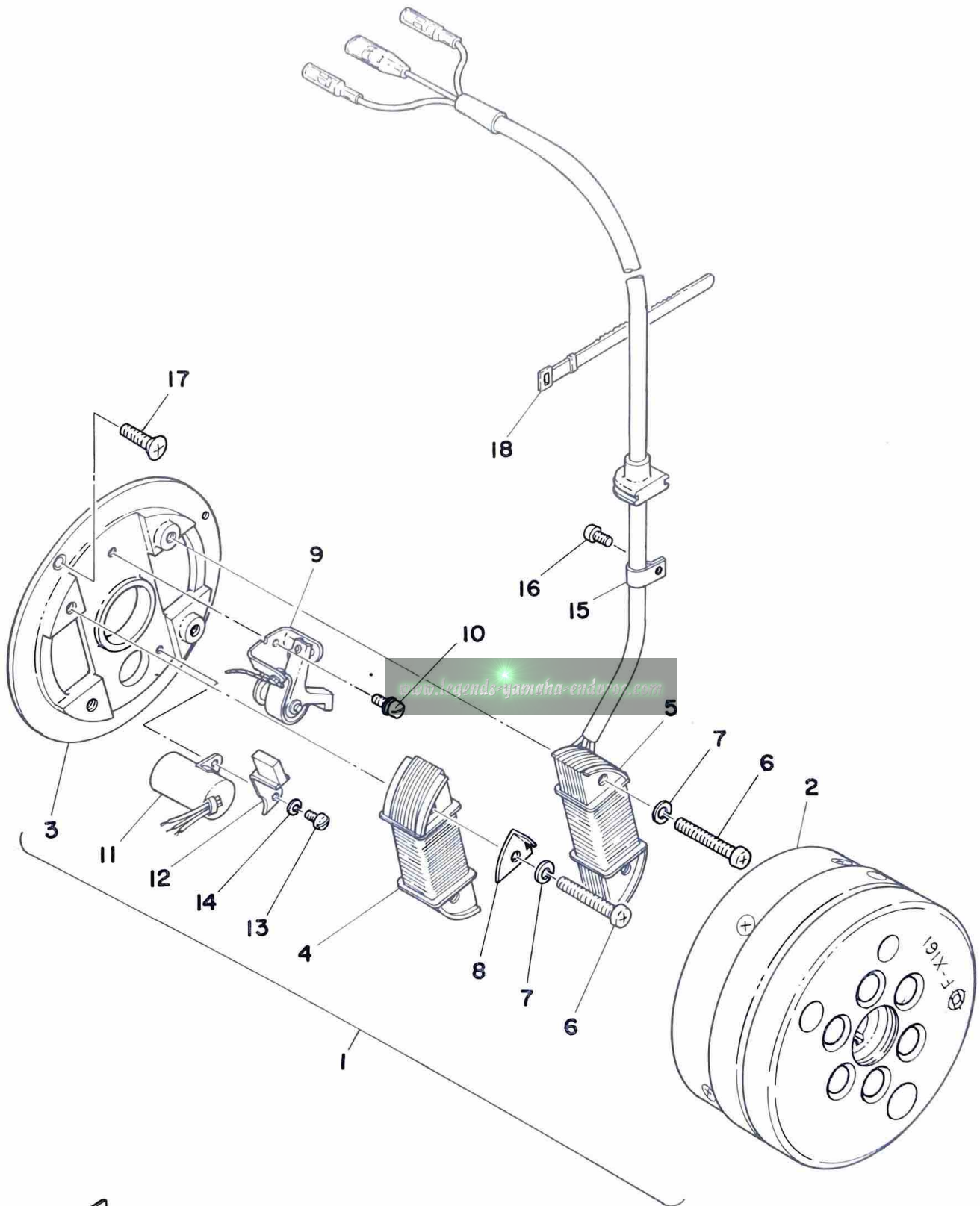
Ref. No.	Parts No.	Description	Q'ty	Applicable Machine No.	Remarks
12- 1	525-14610-01	EXHAUST PIPE ASS'Y	1		
2	152-14613-00	GASKET, exhaust pipe	1		
3	90116-06016	BOLT, stud (306-11179-00)	2		
4	92901-06100	WASHER, spring	2		
5	95301-06600	NUT, hexagon	2		
6	168-21639-00	DAMPER, rear	1		
7	90387-08258	COLLAR (8.3-15-1.5)	1		
8	90201-08113	WASHER, plate (611-48556-30)	2		8.2-26-2.0
9	97301-08035	BOLT, hexagon	1		
10	92901-08100	WASHER, spring	1		
11	525-14681-00	NUT	1		
12	525-14718-00-U2	PROTECTOR, muffler	1		New Portuguese Orange
13	91903-06010	SCREW, bind	4		
14	90202-06010	WASHER, plate (178-14766-00)	8		6.2-12-1.5
15	525-14729-10	EMBLEM, protector	1		
16	93210-19026	O-RING	1		
17	525-14753-00	SILENCER	1		
18	434-14752-00	PIPE, outlet	1		
19	92501-06010	SCREW, panhead	1		
20	92901-06100	WASHER, spring	1		
21	363-14782-10	STAY, muffler	1		
22	97301-08018	BOLT, hexagon	1		
23	92901-08100	WASHER, spring	1		
24	92901-08200	WASHER, plain	1		
25	97301-06015	BOLT, hexagon	1		
26	92901-06100	WASHER, spring	1		
27	92901-06200	WASHER, plain	1		

Fig.13 OIL PUMP



Ref. No.	Parts No.	Description	Q'ty	Applicable Machine No.	Remarks
13- 1	126-13116-00	GASKET, pump case	1		
2	256-17837-00	SHIM	1		
3	525-13175-01	SHAFT, worm	1		
4	93603-22028	PIN, dowel (3-21.8)	1		
5	137-13176-00	METAL, worm shaft outer	1		
6	93101-10002	OIL SEAL (S-10-22-7)	1		
7	353-13178-00	GEAR, drive	1		
8	93430-08006	CIRCLIP (E-8)	2		
9	98501-05015	SCREW, panhead	2		
10	525-13101-00	OIL PUMP ASS'Y	1		
11	137-13137-00-05	. SHIM, plunger (5.8-10-0.05)	}	U. R	
	137-13137-00-10	. SHIM, plunger (5.8-10-0.1)			
	137-13137-00-30	. SHIM, plunger (5.8-10-0.3)			
12	137-13138-01	. PLATE, adjusting	1		
13	95301-06600	. NUT, hexagon	1		
14	92901-05100	. WASHER, spring	1		
15	93101-10001	. OIL SEAL (S-10-21-5)	1		
16	137-13128-00	. PLATE, starter	1		
17	91401-12018	. PIN, cotter	1		
18	98901-04008	. SCREW, bind	1		
19	90430-04004	. GASKET (137-13187-00)	1		
20	93505-32002	. BALL (5/32 inch)	1		
21	90501-02018	. SPRING (278-13169-00)	1		
22	402-13552-00	. NOZZLE	1		
23	90445-05278	. HOSE (3-200)	1		
24	90468-02033	. CLIP (214-13164-00)	1		
25	90468-02033	CLIP (214-13164-00)	1		
26	525-13174-00	HOLDER, oil pipe	1		

Fig. 14 FLYWHEEL MAGNETO



FWD

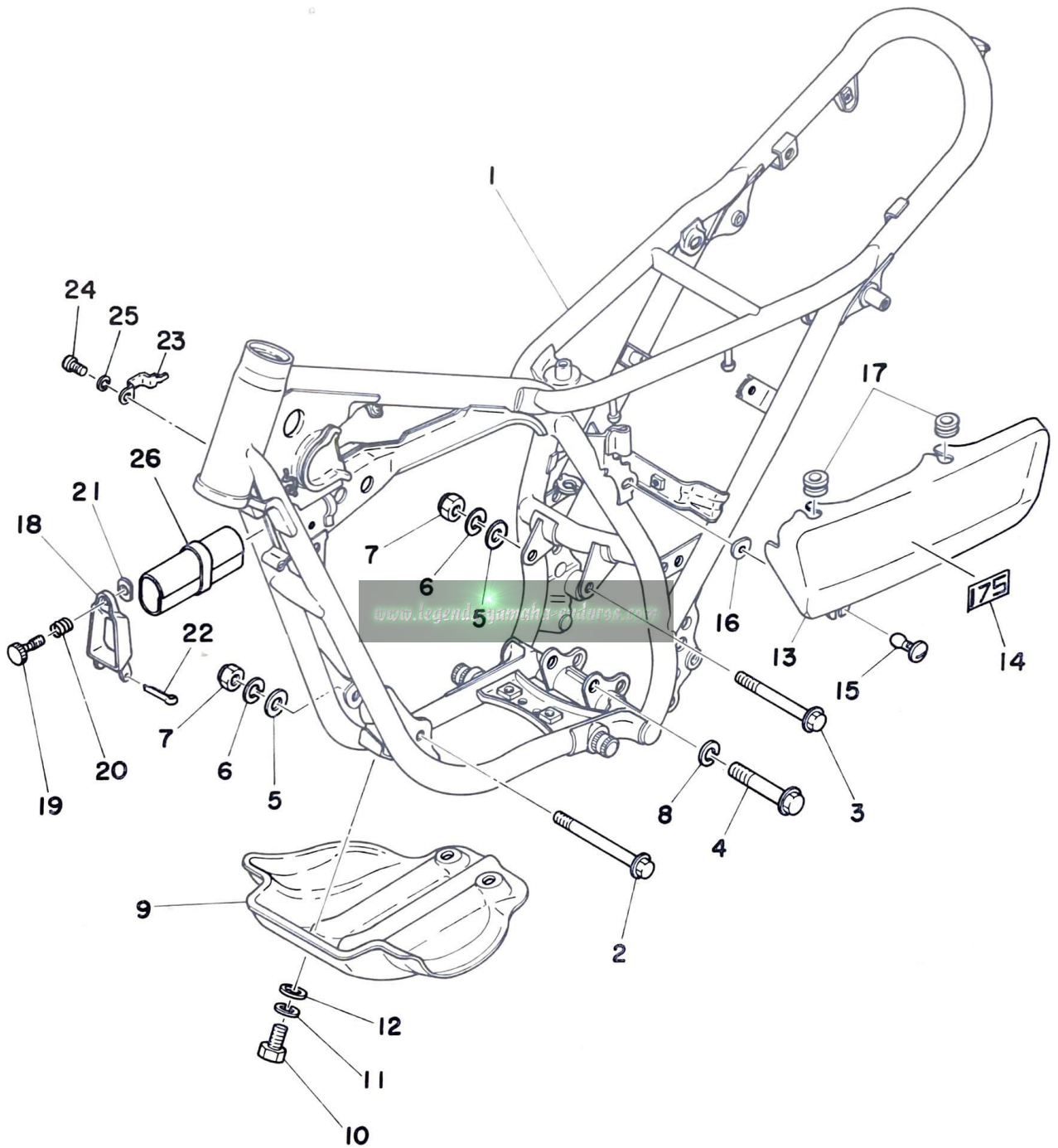
Ref. No.	Parts No.	Description	Q'ty	Applicable Machine No.	Remarks
14- 1	525-81300-11	FLYWHEEL MAGNETO ASS'Y	1		
2	525-81350-10	. ROTOR ASS'Y	1		
3	525-81309-10	. BASE, magneto	1		
4	461-81312-10	. COIL, source	1		
5	525-81313-10	. COIL, lighting	1		
6	98501-05035	. SCREW, panhead	4		
7	92901-05100	. WASHER, spring	4		
8	434-81332-10	. PLATE, timing	1		
9	434-81321-10	. CONTACT BREAKER ASS'Y	1		
10	110-81346-21	. SCREW, panhead	1		
11	207-81326-10	. CONDENSER	1		
12	207-81331-10	. LUBRICATOR	1		
13	164-81246-21	. SCREW, panhead	1		
14	92901-04100	. WASHER, spring	1		
15	109-81328-10	. CLAMP, lead	1		
16	164-81246-21	. SCREW, panhead	1		
17	92701-06012	SCREW, flathead	2		
18	168-83936-01	BAND, switch cord	1		

CHASSIS

www.legends-yamaha-enduros.com

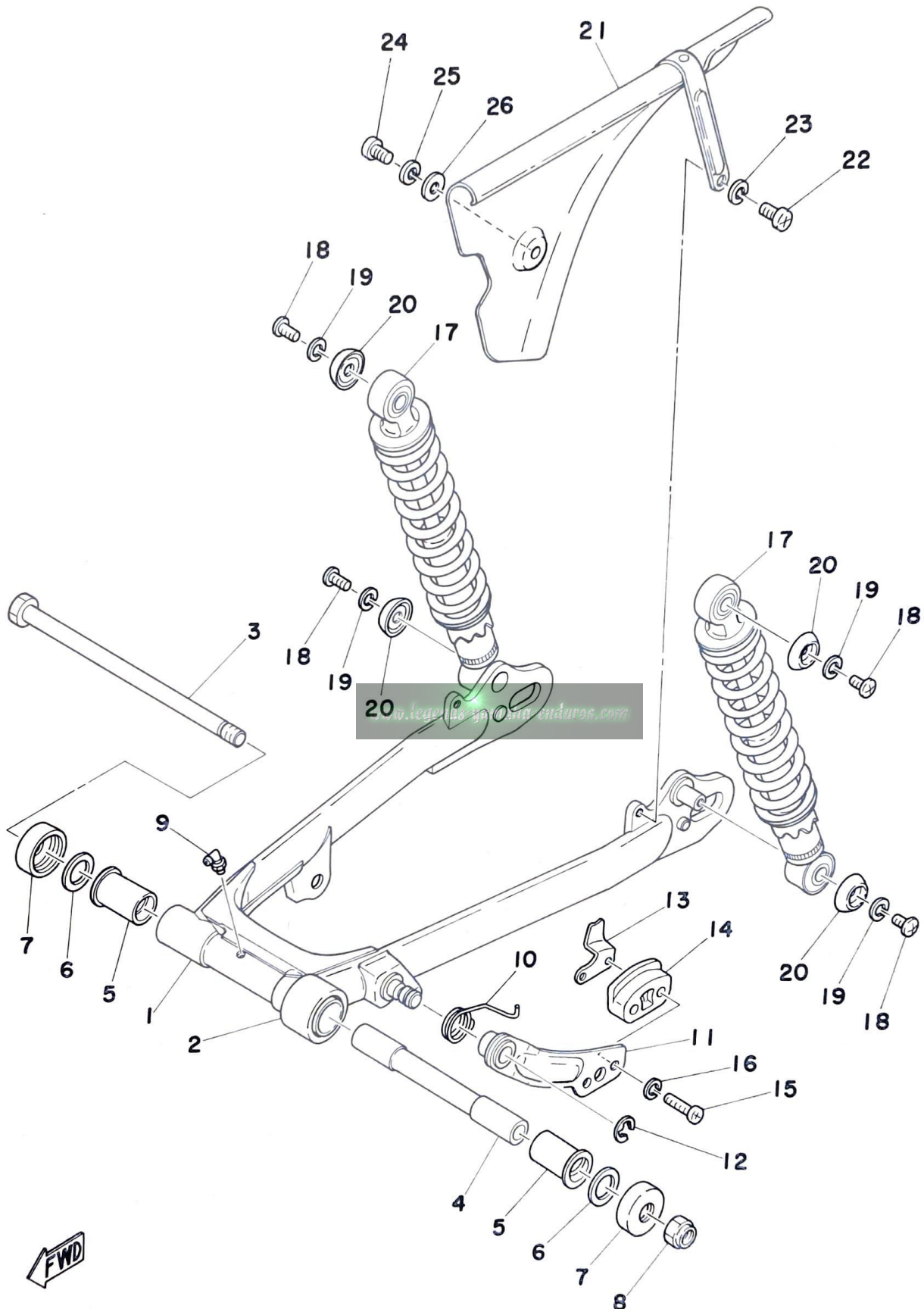


Fig. 15 FRAME · SIDE COVER



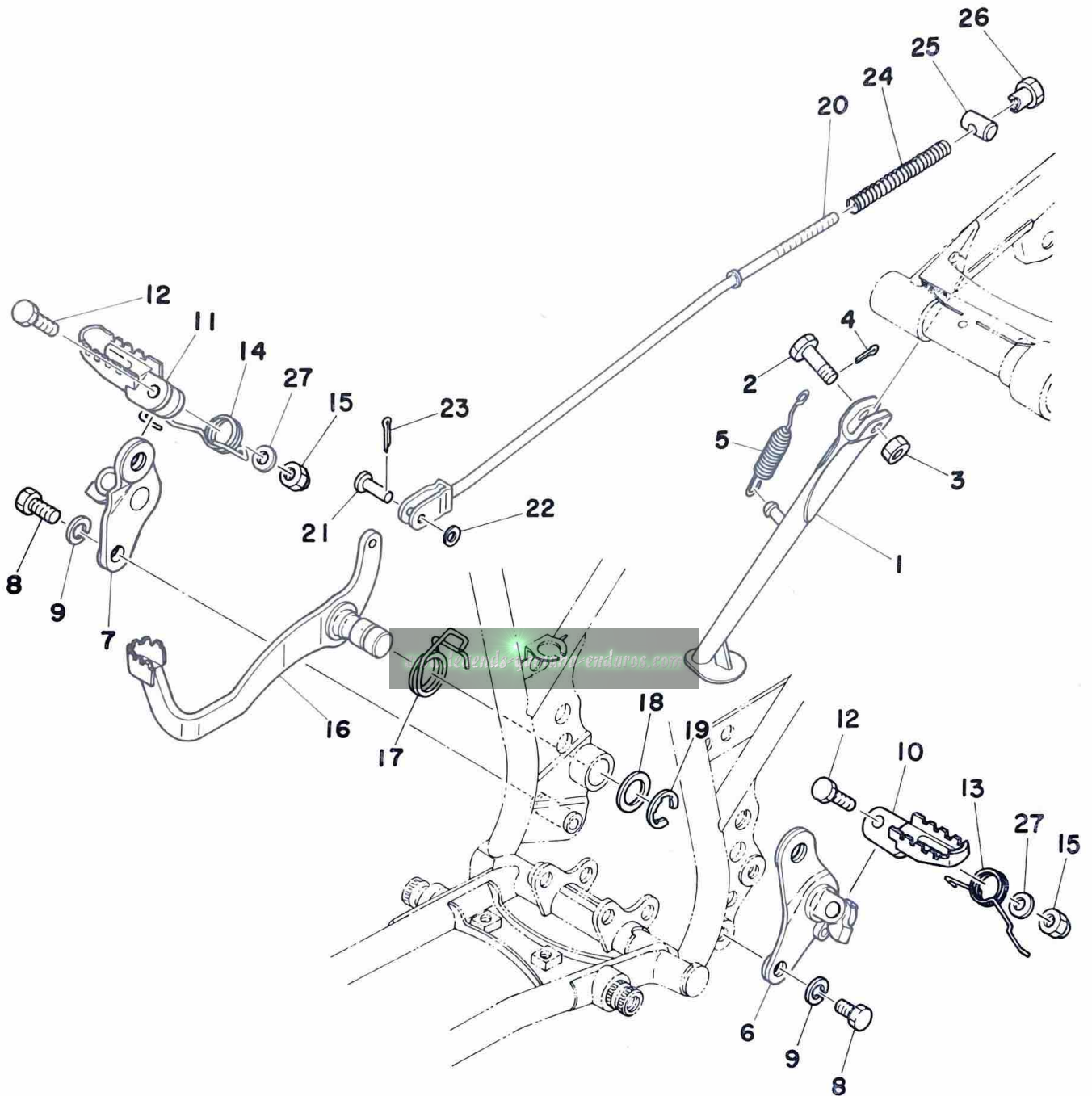
Ref. No.	Parts No.	Description	Q'ty	Applicable Machine No.	Remarks
15- 1	525-21110-00-35	FRAME COMP.	1		Silver
2	90105-08024	BOLT, engine mounting 1	1		
3	90105-08022	BOLT, hexagon	1		
4	90105-10037	BOLT, hexagon	1		
5	90209-08050	WASHER	2		
6	92901-08100	WASHER, spring	2		
7	90185-08054	NUT, U	2		
8	92901-10100	WASHER, spring	1		
9	525-21471-00-39	PROTECTOR, engine	1		
10	97301-08018	BOLT, hexagon	4		
11	92901-08100	WASHER, spring	4		
12	92901-08600	WASHER, plain	4		
13	525-21711-10	COVER, side left	1		New Portuguese Orange
14	525-21787-10	EMBLEM, trial	1		
15	371-21714-00	KNOB, side cover	1		
16	90480-01141	GROMMET (371-21747-00)	1		
17	90480-12053	DAMPER, side cover	2		
18	461-28171-00	COVER, tool box	1		
19	434-28172-00	KNOB, tool box	1		
20	90501-10187	SPRING	1		
21	90179-06036	NUT	1		
22	91401-30040	PIN, cotter	1		
23	90462-08022	CLAMP.....	1		
24	92501-06012	SCREW, panhead	1		
25	92901-06100	WASHER, spring	1		
26	525-28100-10	TOOL ASS'Y	1		

Fig. 16 REAR ARM · REAR CUSHION · CHAIN CASE



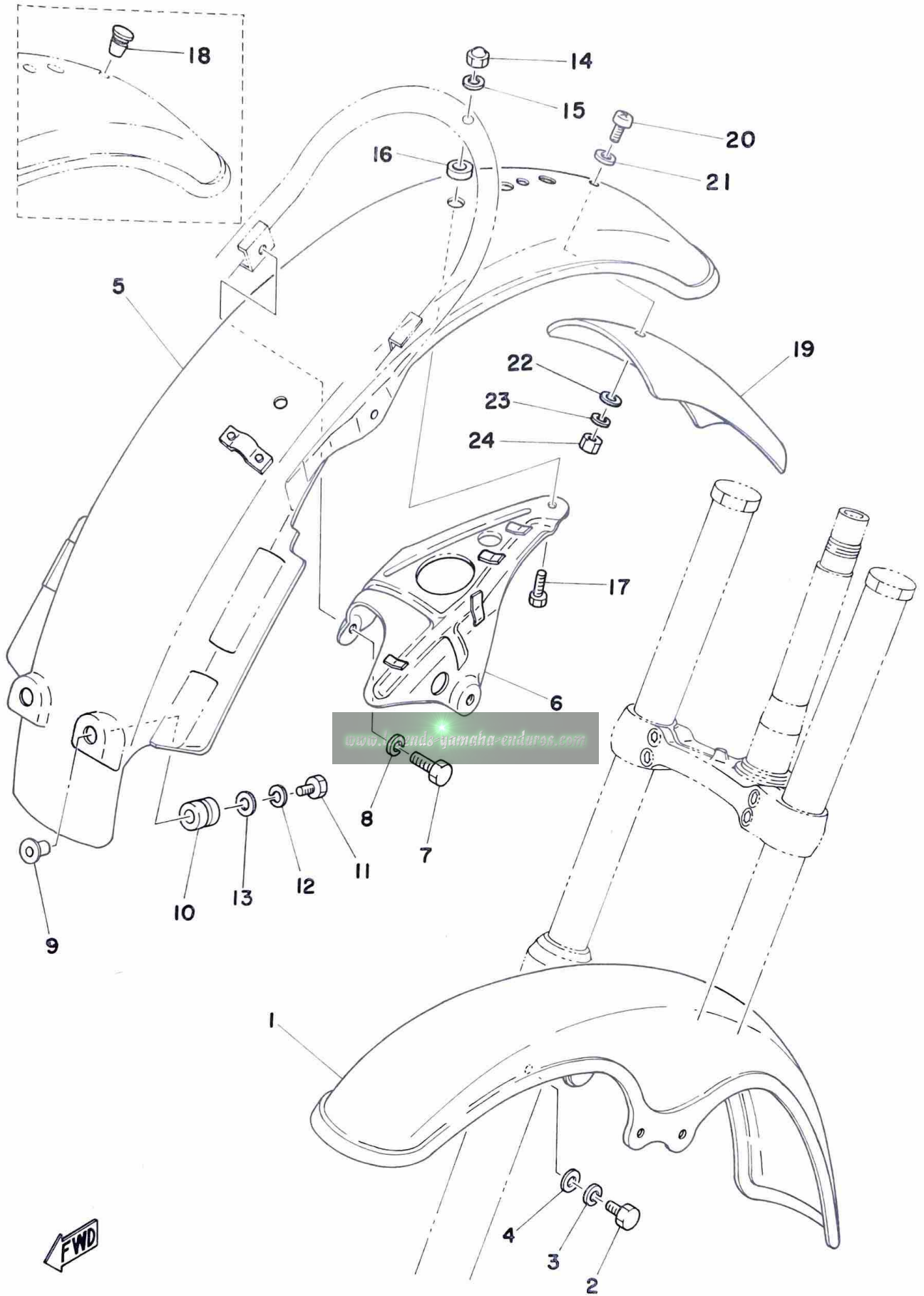
Ref. No.	Parts No.	Description	Q'ty	Applicable Machine No.	Remarks
16- 1	525-22110-00-35	REAR ARM COMP.	1		Silver
2	437-22151-00	SEAL, guard	1		
3	525-22141-00	SHAFT, pivot	1		
4	90389-12002	BUSHING (401-22124-00)	1		
5	90386-18028	BUSHING (401-22123-00)	2		
6	401-22127-00	SHIM (19-28-0.3)	U. N		
7	401-22128-01	COVER, thrust	2		
8	90185-12046	NUT, U	1		
9	93700-06005	NIPPLE, grease	1		
10	90508-32140	SPRING, tensioner	1		
11	434-22179-00-93	ARM, tensioner	1		
12	93430-10015	CIRCLIP (E-10)	1		
13	434-22153-00-91	GUARD, chain	1		
14	493-22178-00	TENSIONER	1		
15	98501-05025	SCREW, panhead	2		
16	92901-05100	WASHER, spring	2		
17	525-22210-00	REAR CUSHION ASS'Y	2		
18	98901-06012	SCREW, bind	4		
19	92901-06100	WASHER, spring	4		
20	90207-06009	WASHER, rear cushion	4		
21	525-22311-01-35	CASE, chain	1		Silver
22	98501-05010	SCREW, panhead	1		
23	92901-05100	WASHER, spring	1		
24	98501-05008	SCREW, panhead	1		
25	92901-05100	WASHER, spring	1		
26	90201-06067	WASHER, plate (6.5-20-1.6)	1		

Fig. 17 STAND · FOOTREST · BRAKE PEDAL



Ref. No.	Parts No.	Description	Q'ty	Applicable Machine No.	Remarks
17- 1	493-27311-00	STAND, side	1		
2	90102-10006	BOLT, hexagon (278-27317-00)	1		
3	90171-10012	NUT, castle	1		
4	91401-20025	PIN, cotter	1		
5	90507-29008	SPRING	1		
6	525-27412-00	BRACKET, footrest left	1		
7	525-27422-00	BRACKET, footrest right	1		
8	97321-08015	BOLT, hexagon	2		
9	92901-08100	WASHER, spring	2		
10	434-27411-00	FOOTREST, left	1		
11	434-27421-00	FOOTREST, right	1		
12	90101-08250	BOLT	2		
13	90508-26266	SPRING, torsion	1		
14	90508-26267	SPRING, torsion	1		
15	95601-08100	NUT, U	2		
16	525-27211-00-91	PEDAL, brake	1		
17	90508-35264	SPRING, return	1		
18	90201-17256	WASHER, plate (256-15615-00)	1		17.5-28-1.6
19	93430-12022	CIRCLIP (E-12)	1		
20	276-27231-00	ROD, brake	1		
21	90240-06006	PIN, with holl (248-27228-00)	1		
22	92901-06200	WASHER, plain	1		
23	91401-25012	PIN, cotter	1		
24	90501-10245	SPRING (180-27236-00)	1		
25	90249-12008	PIN (156-27237-00)	1		
26	90179-06176	NUT	1		
27	90201-08572	WASHER, plate (9.2-17-1.0)	2		

Fig. 18 FRONT FENDER · REAR FENDER

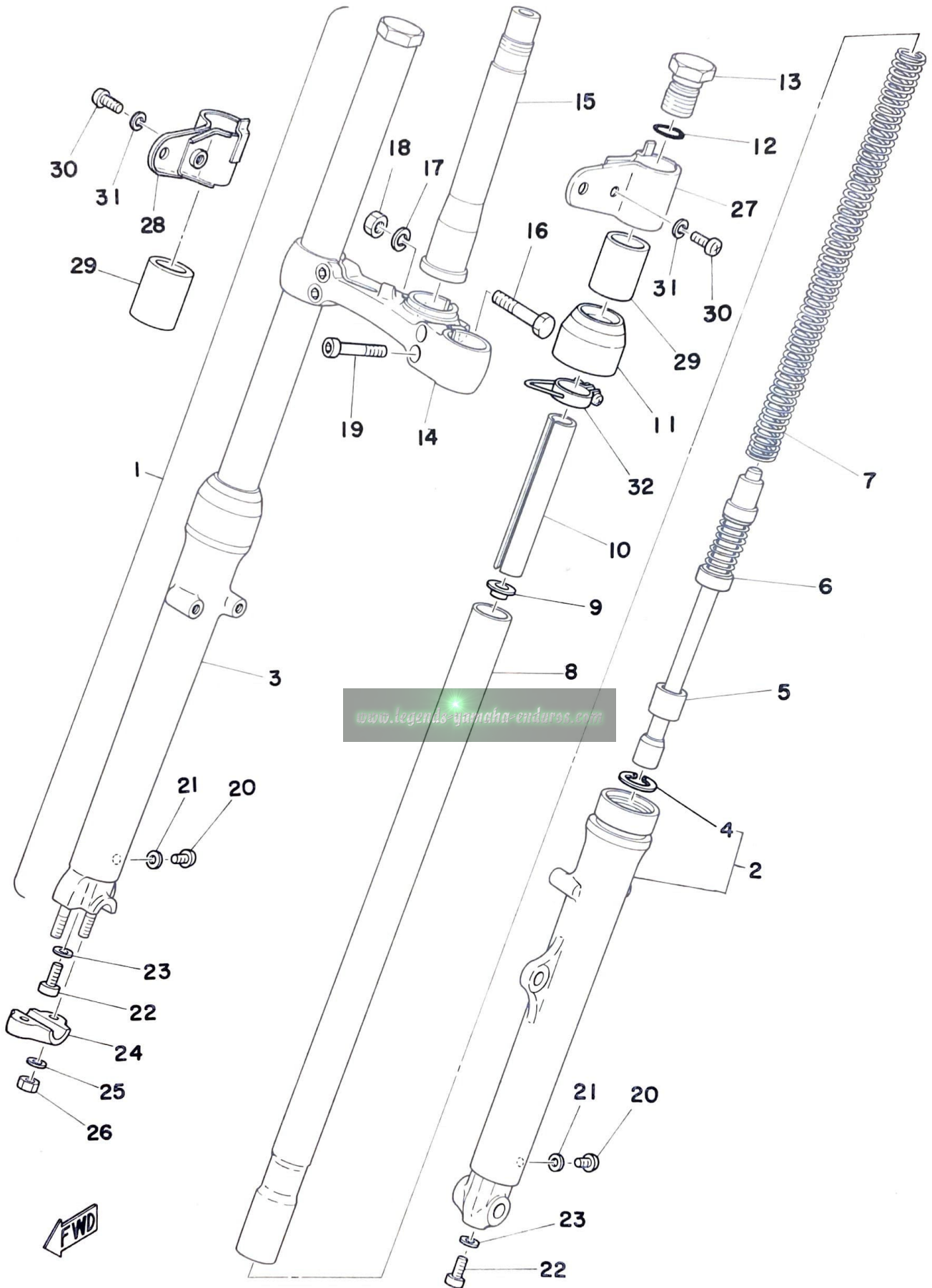


Ref. No.	Parts No.	Description	Q'ty	Applicable Machine No.	Remarks
18- 1	493-21511-01-36	FENDER, front	1		White
2	97301-06018	BOLT, hexagon	4		
3	92901-06100	WASHER, spring	4		
4	92901-06600	WASHER, plain	4		
5	525-21610-00-36	FENDER, rear	1		White
6	525-21617-00	BRACKET, rear fender	1		
7	97301-06025	BOLT, hexagon	2		
8	92901-06100	WASHER, spring	2		
9	90387-07391	COLLAR (437-21633-00)	2		
10	90480-14102	GROMMET (214-21717-00)	2		
11	97301-06015	BOLT, hexagon	2		
12	92901-06100	WASHER, spring	2		
13	90201-06067	WASHER, plate (116-28324-00)	2		6.5-20-1.6
14	95301-06800	NUT, crown	1		
15	92901-06100	WASHER, spring	1		
16	322-21541-00	DAMPER, fender	1		
17	97301-06018	BOLT, hexagon	1		
18	90338-06018	PLUG www.legends-yamaha-enduro.com	1		

ALTERNATE PARTS

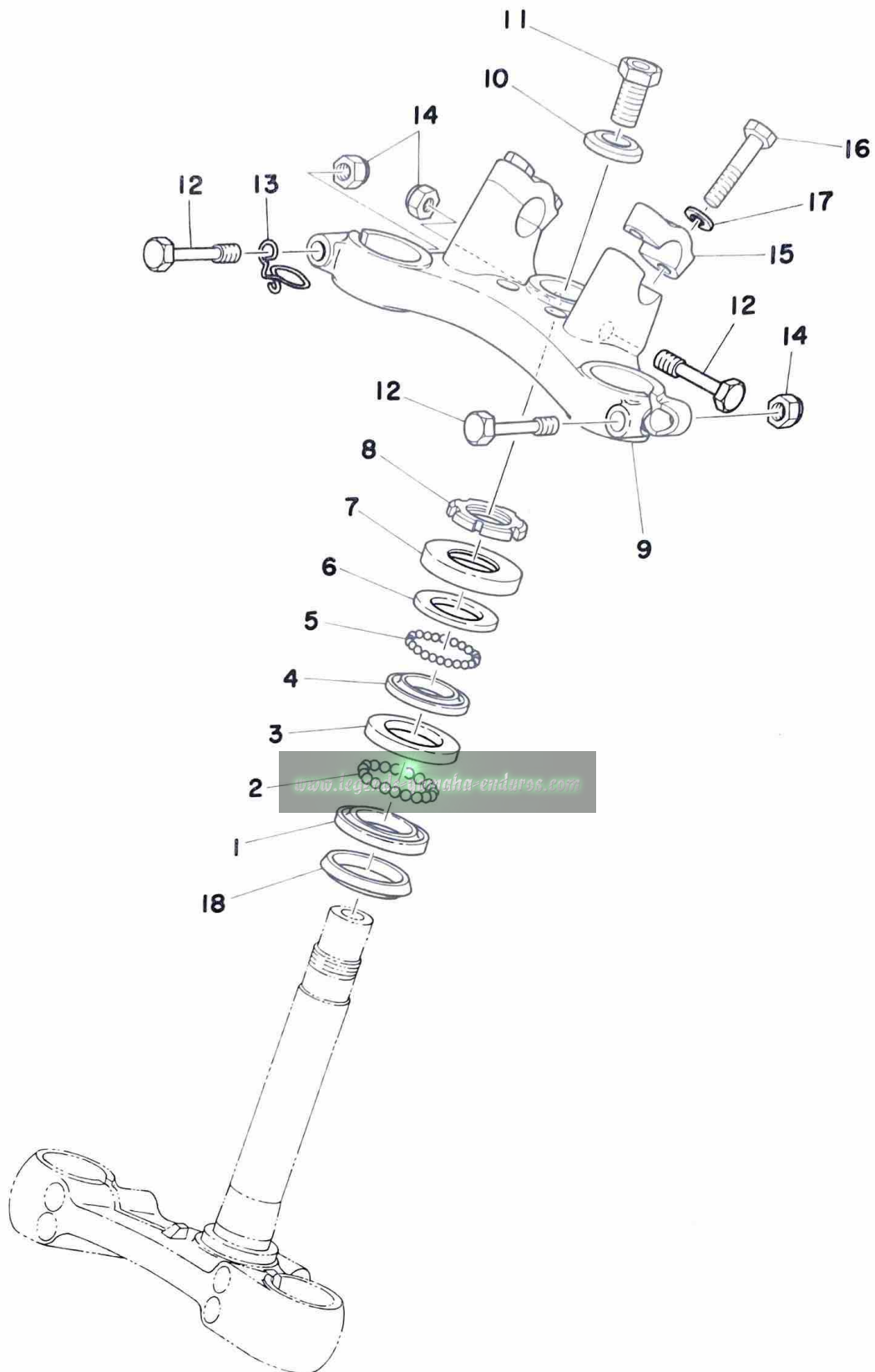
19	434-84550-00	LICENCE BRACKET ASS'Y	1		
20	98506-05012	SCREW, panhead	2		
21	90201-05034	WASHER, plate (814-77218-00)	2		5.5-18-0.8
22	92901-05200	WASHER, plain	2		
23	92901-05100	WASHER, spring	2		
24	95301-05600	NUT, hexagon	2		

Fig. 19 FRONT FORK



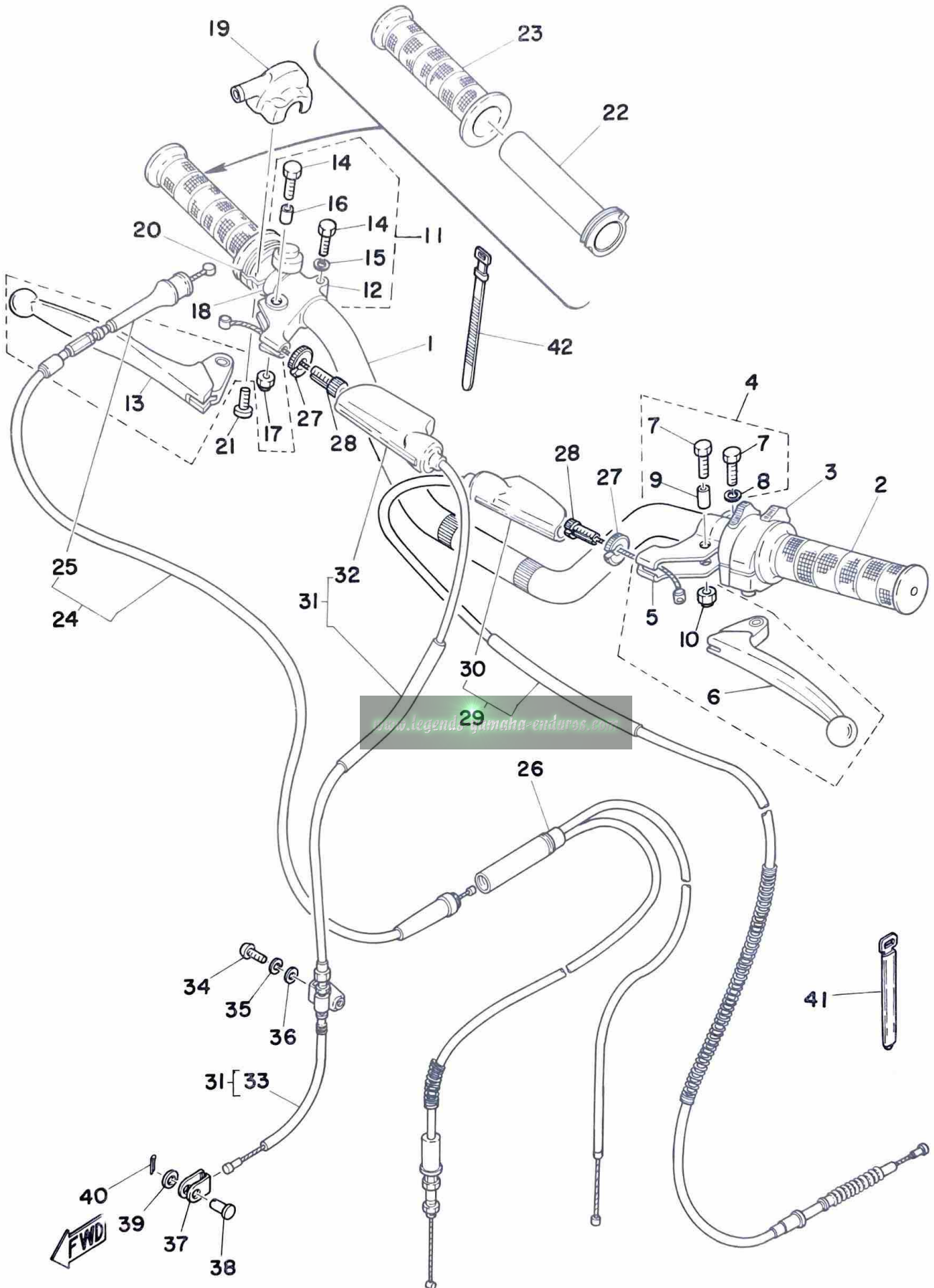
Ref. No.	Parts No.	Description	Q'ty	Applicable Machine No.	Remarks
19- 1	525-23101-01	FRONT FORK ASS'Y	1		
2	525-23126-00	. TUBE, outer left	1		
3	525-23136-00	. TUBE, outer right	1		
4	535-23183-01	. . RING, snap	2		
5	535-23171-00	. PISTON, front fork	2		
6	525-23170-00	. CYLINDER, front fork	2		
7	525-23141-01	. SPRING, front fork	2		
8	525-23124-00	. TUBE, inner	2		
9	437-23117-01	. GUIDE, spring	2		
10	315-23118-50	. SPACER	2		
11	535-23144-00	. SEAL, dust	2		
12	146-23114-00	. PACKING (O-RING)	2		
13	248-23111-01	. BOLT, cap	2		
14	525-23345-00	. UNDER BRACKET COMP.	1		
15	434-23341-00	. SHAFT, steering	1		
16	322-23356-00	. BOLT	1		
17	92901-10100	. WASHER, spring	1		
18	322-23357-00	. NUT	1		
19	322-23346-00	. BOLT, under bracket	4		
20	122-23119-01	. PLUG, drain	2		
21	122-23129-00	. GASKET, drain plug	2		
22	91311-08020	. BOLT	2		
23	214-23158-00	. PACKING	2		
24	315-23167-50	. HOLDER	1		
25	92901-08100	. WASHER, spring	2		
26	90170-08176	. NUT	2		
27	525-23121-00-93	COVER, upper left	1		
28	525-23131-00-93	COVER, upper right	1		
29	525-23163-00	PACKING	2		
30	92501-06018	SCREW, panhead	2		
31	92901-06100	WASHER, spring	2		
32	525-23318-01	HOLDER, wire	1		

Fig. 20 STEERING



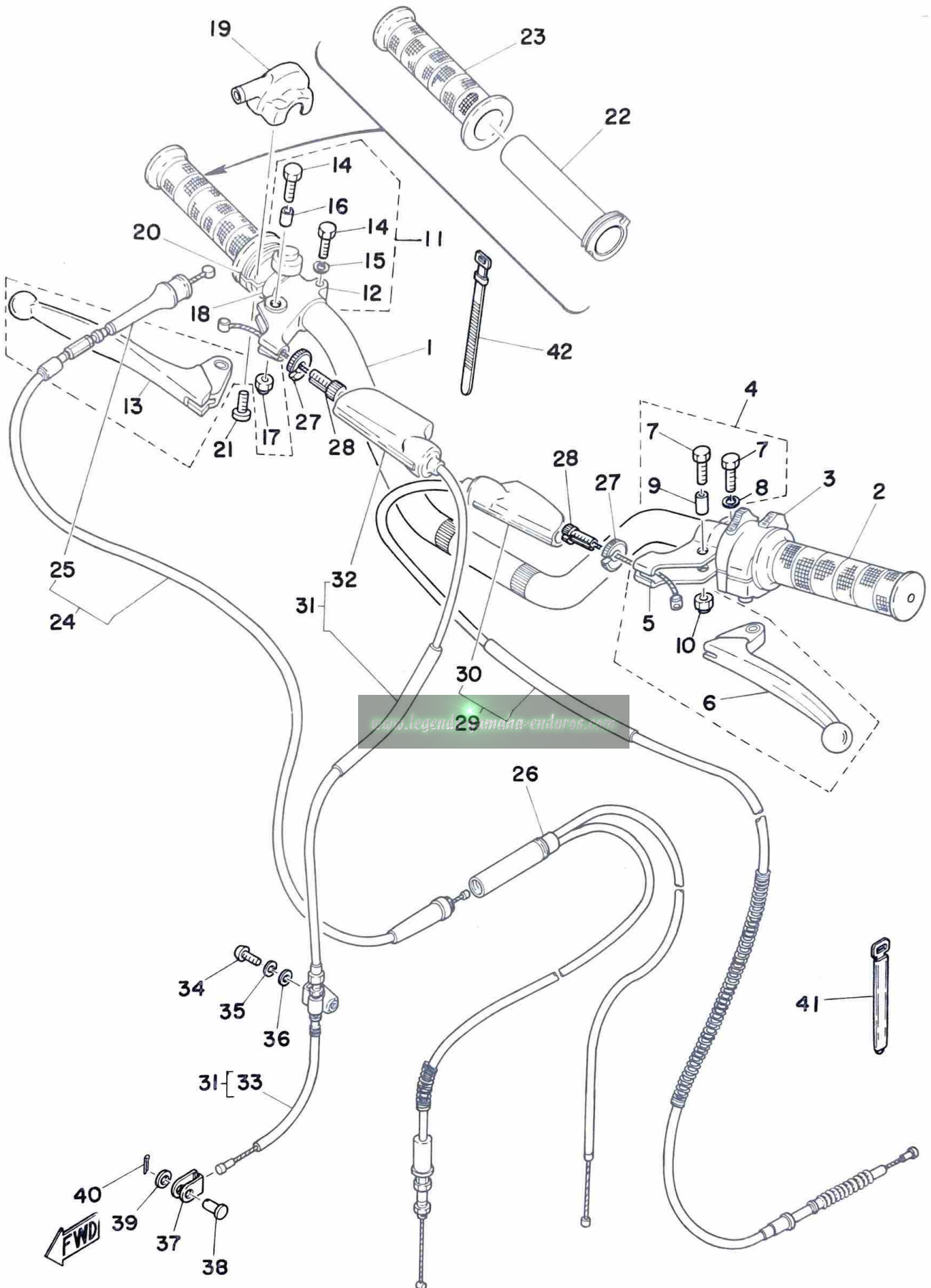
Ref. No.	Parts No.	Description	Q'ty	Applicable Machine No.	Remarks
20- 1	156-23411-00	RACE, ball 1	1		
2	93501-04011	BALL (1/4 inch)	19		
3	156-23412-00	RACE, ball 2	1		
4	122-23412-00	RACE, ball 2	1		
5	93503-16010	BALL (3/16 inch)	22		
6	122-23411-00	RACE, ball 1	1		
7	122-23416-00	COVER, ball race	1		
8	90179-25033	NUT (137-23454-00)	1		
9	525-23435-00	CROWN, handle	1		
10	90209-14022	WASHER (214-23443-00)	1		
11	90109-14235	BOLT, steering fitting	1		
12	97323-08055	BOLT, hexagon	3		
13	525-23319-00	HOLDER, wire	1		
14	95601-08100	NUT, U	3		
15	401-23441-00-38	HOLDER, handle upper	2		
16	97323-08035	BOLT, hexagon	4		
17	92903-08100	WASHER, spring	4		
18	164-23462-00	SEAL, dust	1		

Fig. 21 HANDLE · WIRE



Ref. No.	Parts No.	Description	Q'ty	Applicable Machine No.	Remarks
21- 1	525-26111-01	HANDLE	1		
2	493-26241-00	GRIP, left	1		
3	434-83975-00	SWITCH, handle 2	1		
4	214-82910-03	LEVER HOLDER ASS'Y, left	1		
5	214-82911-01	. HOLDER, lever left	1		
6	214-83912-01	. LEVER, left	1		
7	97303-06020	. BOLT	2		
8	92901-06100	. WASHER, spring	1		
9	214-83913-00	. COLLAR, lever	1		
10	95601-06100	. NUT, U	1		
11	233-82920-33	LEVER HOLDER ASS'Y, right	1		
12	233-82921-31	. HOLDER, lever right	1		
13	233-83922-01	. LEVER, right	1		
14	97303-06025	. BOLT	2		
15	92901-06100	. WASHER, spring	1		
16	214-83913-00	. COLLAR, lever	1		
17	95601-06100	. NUT, U	1		
18	483-83976-00	SWITCH, handle 1	1		
19	493-26281-00	CAP, grip upper	1		
20	493-26282-00	CAP, grip under	1		
21	98503-05020	SCREW, panhead	2		
22	434-26243-10	TUBE, guide	1		
23	493-26242-00	GRIP, right	1		
24	525-26311-00	WIRE, throttle 1 (840 mm)	1		
25	322-26316-00	. BOOT, throttle	1		
26	525-26312-00	WIRE, throttle 2	1		
27	90179-08148	NUT, (168-26344-00)	2		
28	90123-08046	BOLT, wire adjusting	2		
29	525-26335-00	WIRE, clutch (970 mm)	1		
30	382-26372-01	. COVER, lever	1		
31	434-26341-04	WIRE, brake front	1		
32	382-26372-01	. COVER, lever	1		

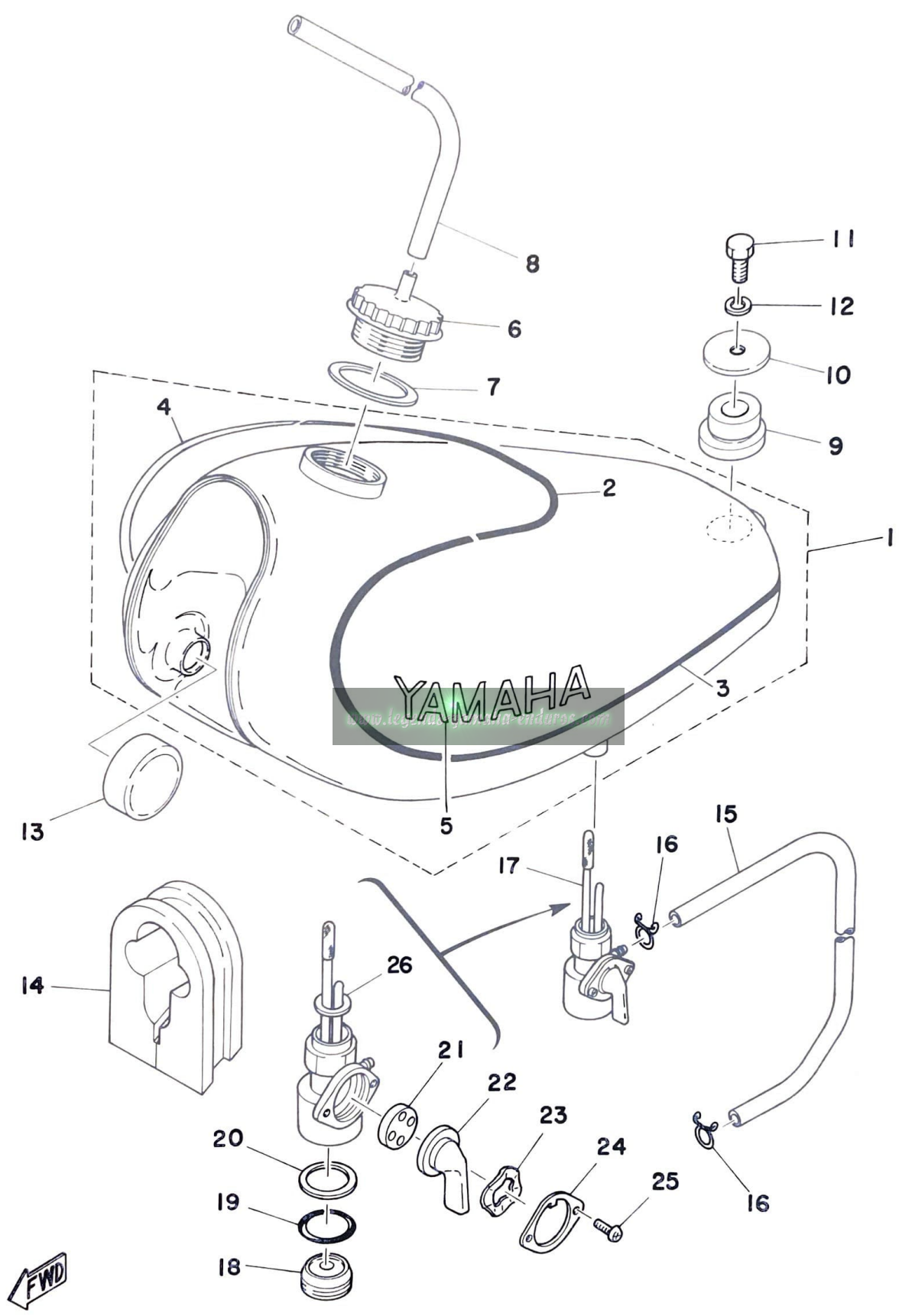
Fig. 21 HANDLE · WIRE



Ref. No.	Parts No.	Description	Q'ty	Applicable Machine No.	Remarks
21-33	434-26342-01	. BOOT, wire	1		
34	92501-06015	SCREW, panhead	1		
35	92901-06100	WASHER, spring	1		
36	92901-06200	WASHER, plain	1		
37	156-26347-00	JOINT, wire	1		
38	90240-08012	PIN, with holl (156-27229-00)	1		
39	90201-08083	WASHER, plate (156-27226-00)	1		8.2-13-0.6
40	91401-20012	PIN, cotter	1		
41	525-83937-00	BAND, switch cord	2		
42	168-83936-01	BAND, switch cord	2		

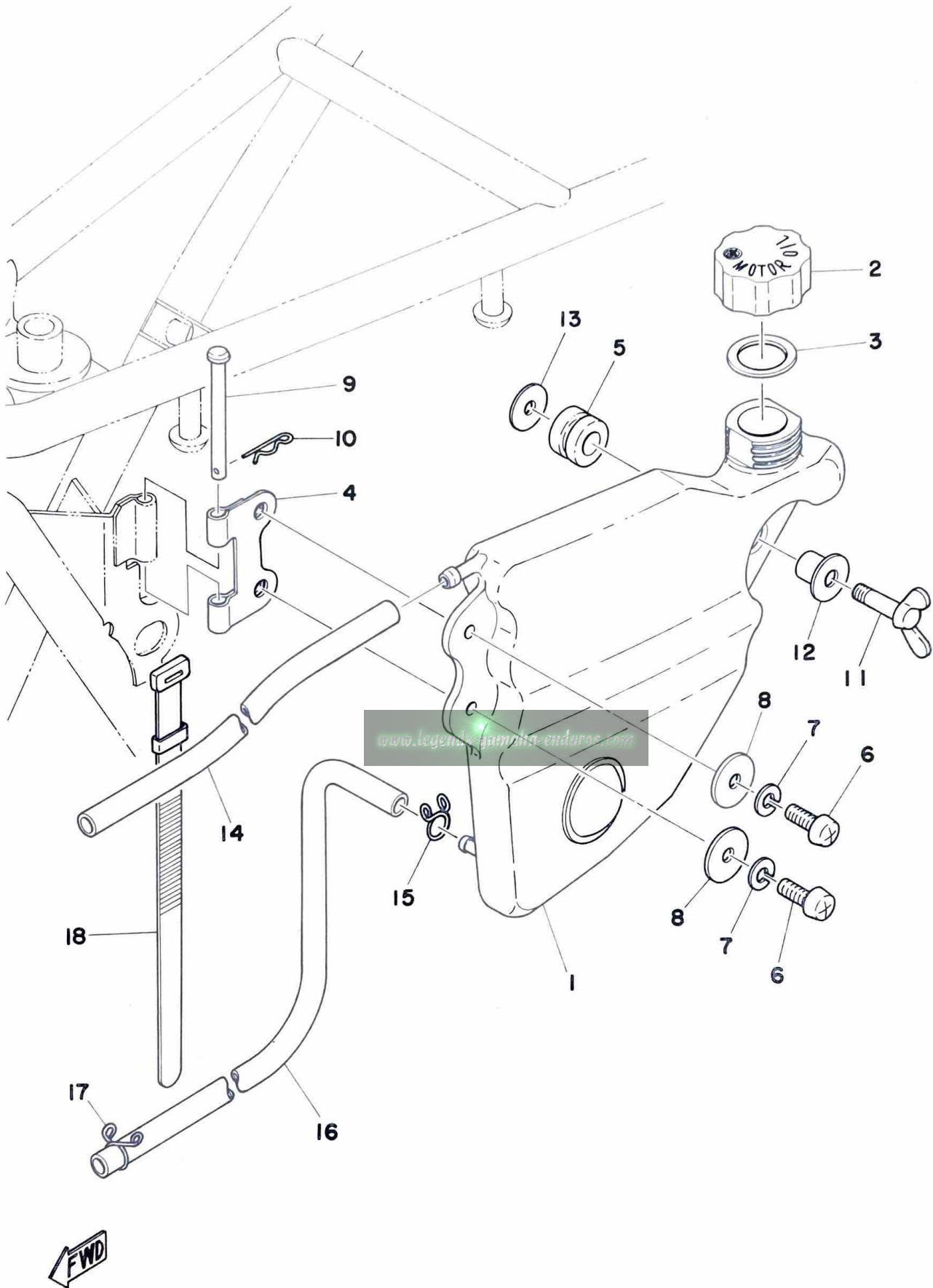
www.legends-yamaha-enduros.com

Fig. 22 FUEL TANK



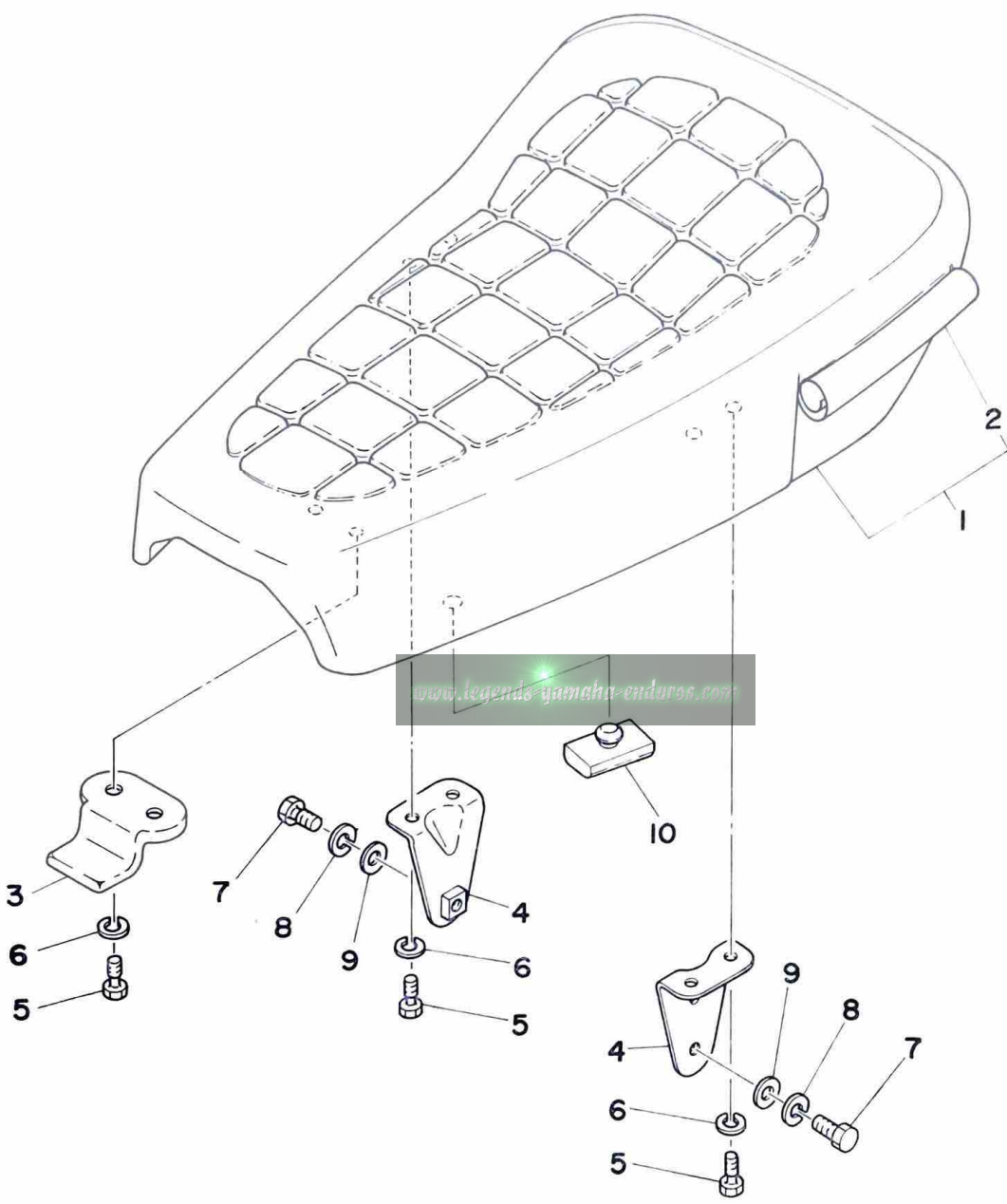
Ref. No.	Parts No.	Description	Q'ty	Applicable Machine No.	Remarks
22- 1	525-24110-00-03	FUEL TANK COMP.	1		New Portuguese Orange
2	525-24244-01	. STRIPE, fuel tank center	1		
3	525-24246-00	. STRIPE, fuel tank under left	1		
4	525-24247-00	. STRIPE, fuel tank 3 under right	1		
5	554-24161-00	. EMBLEM, fuel tank	2		
6	322-24611-01	BODY, cap	1		
7	90430-35122	GASKET	1		
8	90445-09238	HOSE	1		
9	90480-25135	DAMPER (322-24182-00)	1		
10	90209-08098	WASHER (341-83348-00)	1		
11	97301-08015	BOLT, hexagon	1		
12	92901-08100	WASHER, spring	1		
13	278-24181-00	DAMPER, locating	2		
14	434-24183-00	DAMPER, locating	1		
15	90445-09073	HOSE (307-24312-00 5-125 5-125)	1		
16	90467-09005	CLIP (810-24356-00)	2		
17	434-24500-01	FUEL COCK ASS'Y	1		
18	434-24521-00	. CUP, filter	1		
19	132-24522-00	. O-RING	1		
20	434-24576-00	. GASKET, filter	1		
21	137-24523-00	. VALVE	1		
22	168-24524-00	. LEVER, cock	1		
23	132-24518-00	. WASHER, wave	1		
24	132-24525-01	. PLATE, lever fitting left	1		
25	193-81145-20	. SCREW, panhead	2		
26	434-24532-00	. GASKET, fuel cock	1		

Fig. 23 OIL TANK



Ref. No.	Parts No.	Description	Q'ty	Applicable Machine No.	Remarks
23- 1	525-21751-00	TANK, oil	1		
2	434-21771-00	BODY, cap	1		
3	90430-18067	GASKET	1		
4	525-21797-00	HINGE, oil tank	1		
5	90480-14102	GROMMET (214-21717-00)	1		
6	92501-06015	SCREW, panhead	2		
7	92901-06100	WASHER, spring	2		
8	90201-06067	WASHER, plate (116-28324-00)	2		6.5-20-1.6
9	91501-05055	PIN, clevis	1		
10	90468-10050	CLIP (156-83525-00)	1		
11	90122-06001	BOLT, tank fitting	1		
12	90387-06388	COLLAR (322-21544-00)	1		
13	90179-06013	NUT, latch clamp	1		
14	90445-09117	HOSE (170-21766-00)	1		
15	90467-10008	CLIP (143-24356-00 5-540)	2		
16	90445-09227	HOSE	1		
17	90467-08003	CLIP (101-23560-00)	1		
18	256-83936-00	BAND, switch cord	1		

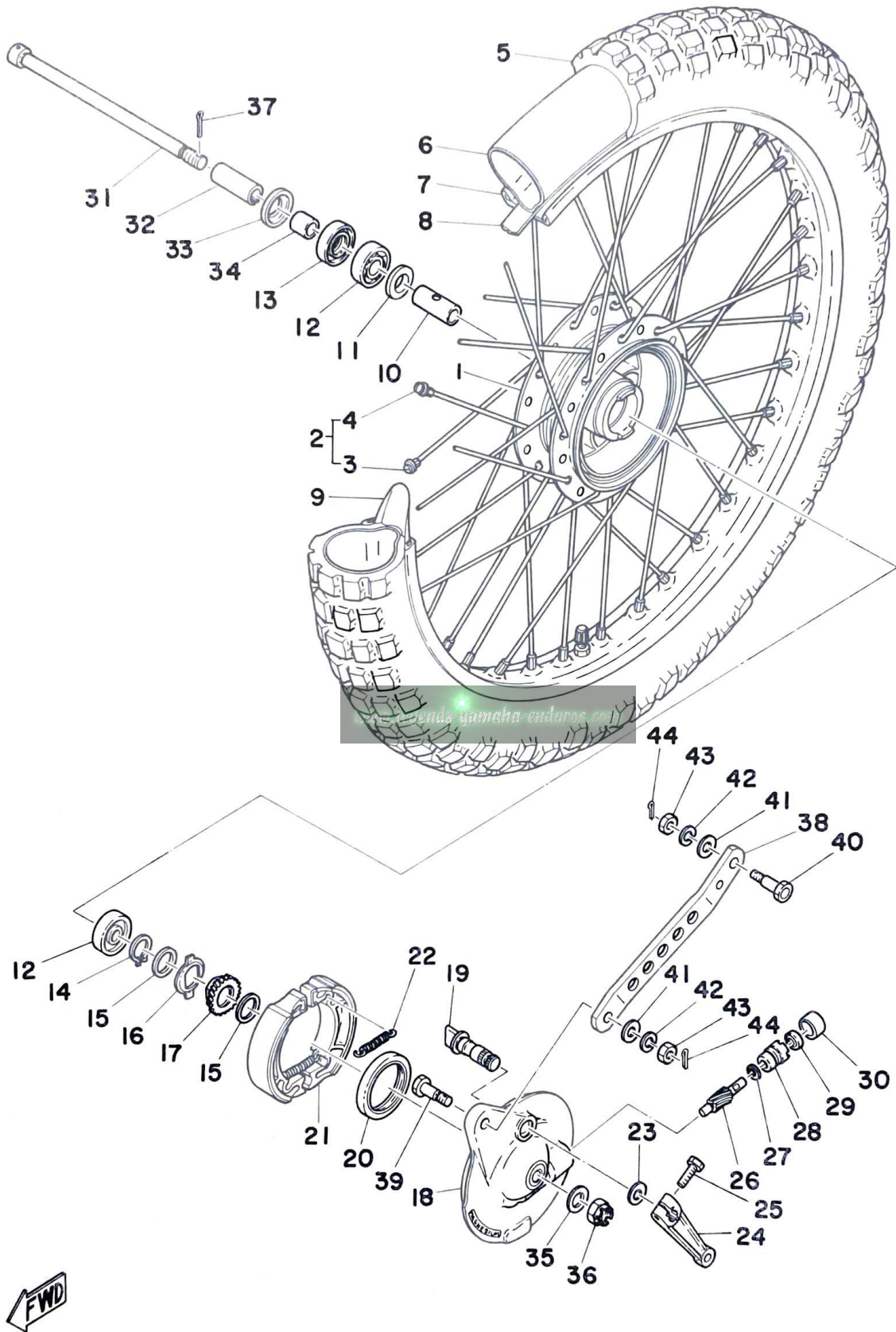
Fig. 24 SEAT



Ref. No.	Parts No.	Description	Q'ty	Applicable Machine No.	Remarks
24 - 1	525-24710-00	SINGLE SEAT ASS'Y	1		
2	525-24711-00	. COVER, single seat	1		
3	322-24748-00	BRACKET, front	1		
4	509-24738-00	BRACKET, rear	2		
5	97301-06012	BOLT, hexagon	6		
6	92901-06100	WASHER, spring	6		
7	97301-06012	BOLT, hexagon	2		
8	92901-06100	WASHER, spring	2		
9	92901-06600	WASHER, plain	2		
10	509-24724-00	DAMPER, seat	4		

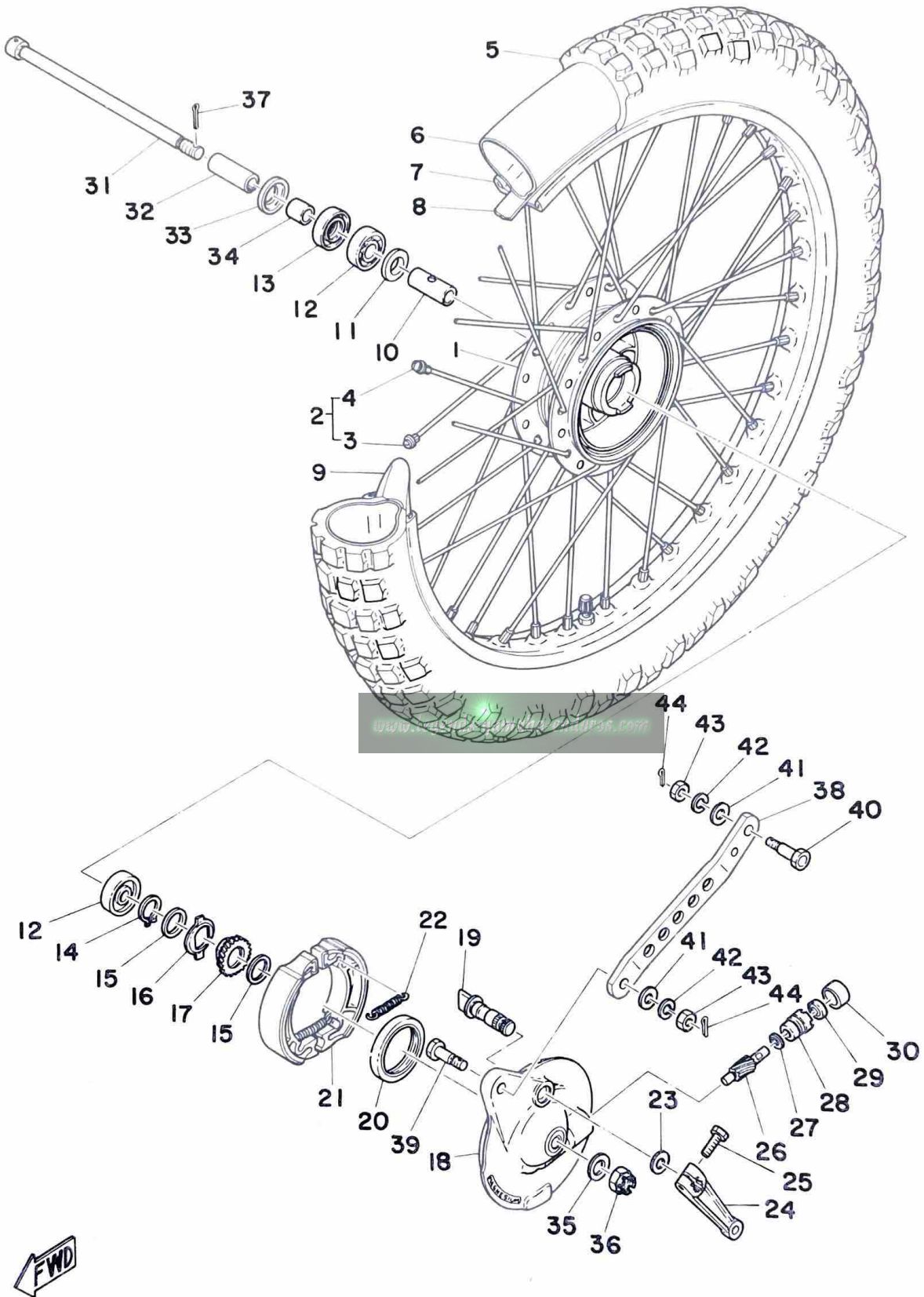
www.legends-yamaha-enduro.com

Fig. 25 FRONT WHEEL



Ref. No.	Parts No.	Description	Q'ty	Applicable Machine No.	Remarks
25- 1	248-25111-00-38	HUB, front	1		
2	345-25104-00	SPOKE SET	1s		
3	345-25196-90	. SPOKE SET, inner (10 pcs)	1s		
4	345-25197-90	. SPOKE SET, outer (10 pcs)	1s		
5	94127-21151	TIRE, front (2.75-21-4PR)	1		
	94127-21325	TIRE, front (2.75-21-4PR)	1		Exclusive Parts for USA, CANADA
6	94227-21031	TUBE, front (2.75-21)	1		
7	94414-21155	RIM, front (1.40-21)	1		
8	94327-21024	BAND, rim (2.75-21)	1		
9	214-25194-00	SPACER, bead	1		
10	90560-12138	SPACER (183-25117-00)	1		
11	109-25315-00	FLANGE, spacer	1		
12	93306-30103	BEARING (6301Z)	2		
13	93102-18008	OIL SEAL (SD-18-37-8)	1		
14	93410-20009	CIRCLIP (S-20)	1		
15	90201-20269	WASHER, plate (183-25147-00)	2		
16	183-25149-00	CLUTCH, meter	1		
17	248-25135-10	GEAR, drive (30T)	1		
18	434-25121-02	PLATE, brake shoe	1		
19	434-25151-00	CAMSHAFT	1		
20	93105-47007	OIL SEAL (SDD-47-58-7)	1		
21	437-25130-00	BRAKE SHOE COMP.	1		
22	90506-16034	SPRING, tension (102-25333-00)	2		
23	137-25159-00	SEAL, camshaft	1		
24	401-25155-00	LEVER, camshaft	1		
25	97301-06020	BOLT, hexagon	1		
26	248-25138-10	GEAR, meter (10T)	1		
27	90201-07076	WASHER, plate (183-25146-00)	1		
28	109-25136-00	BUSHING	1		
29	93104-07003	OIL SEAL (SO-7-14-4)	1		
30	90338-18014	PLUG (288-25139-00)	1		
31	401-25181-00	SHAFT, wheel	1		

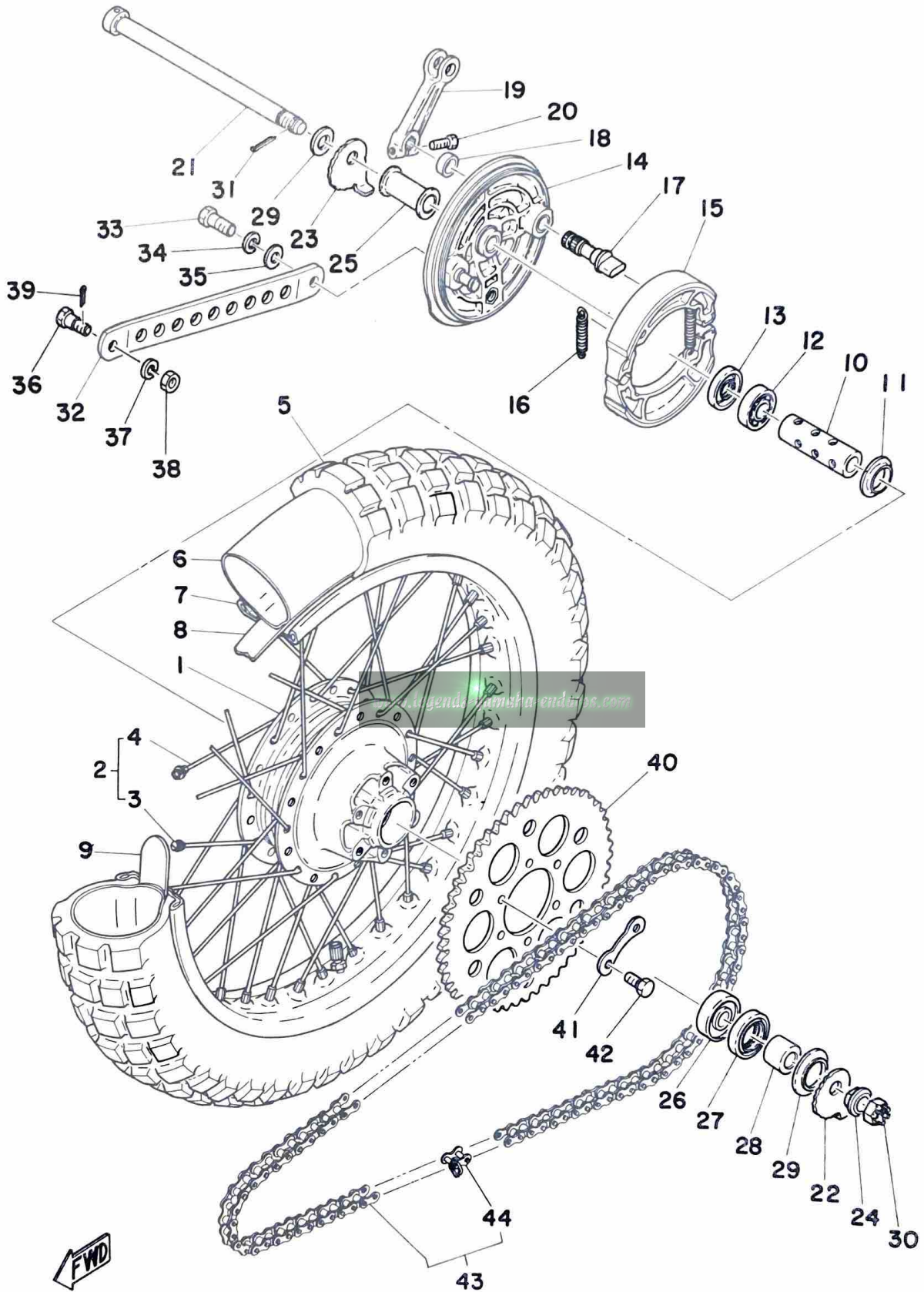
Fig. 25 FRONT WHEEL



Ref. No.	Parts No.	Description	Q'ty	Applicable Machine No.	Remarks
25-32	90387-12100	COLLAR (315-25186-00)	1		
33	183-25118-00	COVER, hub dust	1		
34	90387-12095	COLLAR (183-25183-00)	1		12-18-16
35	92901-12600	WASHER, plain	1		
36	90171-12005	NUT, castle	1		
37	91401-30025	PIN, cotter	1		
38	434-25171-01	BAR, tension	1		
39	90109-08234	BOLT	1		
40	90109-08380	BOLT, tension bar 2	1		
41	92901-08600	WASHER, plate	2		
42	92901-08100	WASHER, spring	2		
43	95301-08700	NUT, hexagon	2		
44	91401-20012	PIN, cotter	2		

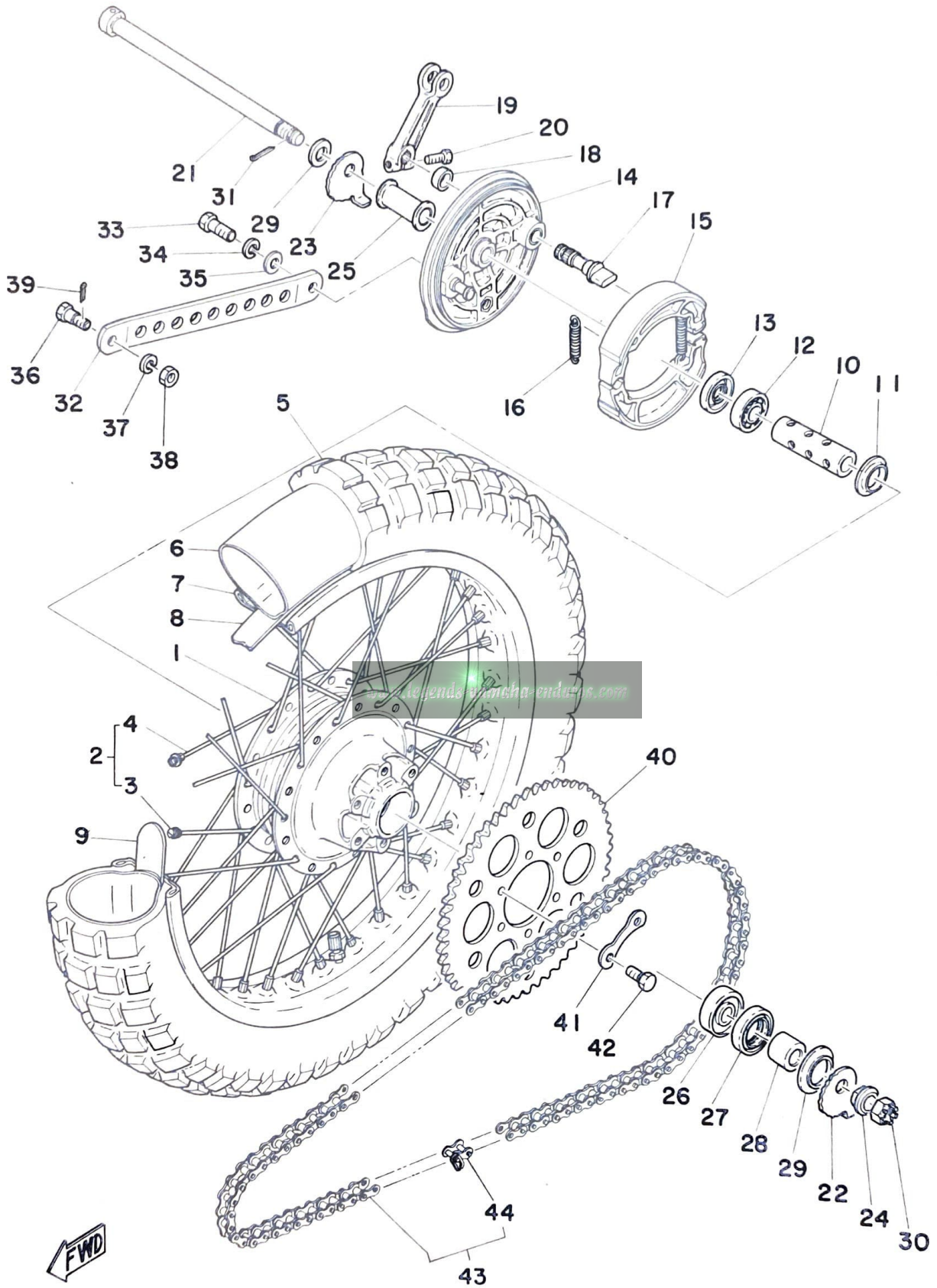
www.legends-yamaha-enduros.com

Fig. 26 REAR WHEEL



Ref. No.	Parts No.	Description	Q'ty	Applicable Machine No.	Remarks
26- 1	434-25311-01	HUB, rear	1		
2	434-25304-00	SPOKE SET	1s		
3	434-25396-90	. SPOKE SET, inner (10 pcs)	1s		
4	434-25397-90	. SPOKE SET, outer (10 pcs)	1s		
5	94140-18150	TIRE, rear (4.00-18-4PR)	1		
	94140-18326	TIRE, rear (4.00-18-4PR)	1		Exclusive Parts for USA, CANADA
6	94240-18024	TUBE, rear (4.00-18)	1		
7	94418-18154	RIM, rear (1.85-18)	1		
8	94340-18022	BAND, rim (4.00-18)	1		
9	214-25394-00	SPACER, bead	2		
10	434-25317-01	SPACER, bearing	1		
11	148-25115-00	FLANGE, spacer	1		
12	93306-20204	BEARING (6202Z)	1		
13	93104-22018	OIL SEAL (SO-22-35-5)	1		
14	434-25321-01	PLATE, brake shoe	1		
15	437-25330-00	BRAKE SHOE COMP.	2		
16	90506-16036	SPRING, tension (183-25333-00)	1		
17	248-25351-00	CAMSHAFT	1		
18	148-25359-00	SEAL, camshaft	1		
19	434-25355-01	LEVER, camshaft	1		
20	97301-06020	BOLT, hexagon	1		
21	525-25381-00	SHAFT, wheel	1		
22	525-25388-00	PULLER, chain left	1		
23	525-25389-00	PULLER, chain right	1		
24	90201-15238	WASHER, plate	1		
25	90387-15490	COLLAR	1		
26	93306-30203	BEARING (6302Z)	1		
27	93106-26005	OIL SEAL (DD-26-42-8)	1		
28	90387-15489	COLLAR	1		
29	401-25367-00	COVER, dust	1		
30	90171-14006	NUT, castle (214-25182-01)	1		
31	91401-30030	PIN, cotter	1		

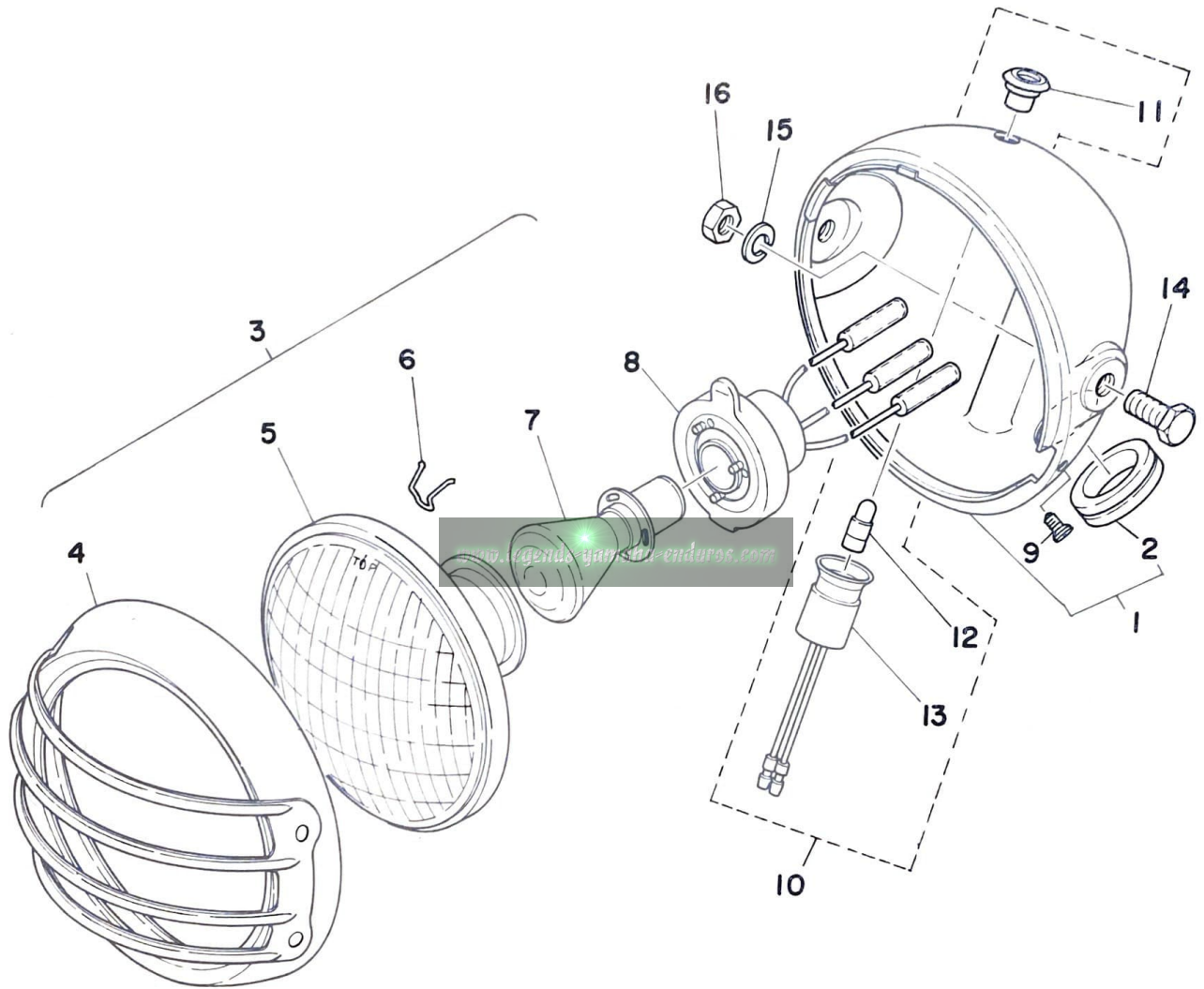
Fig. 26 REAR WHEEL



Ref. No.	Parts No.	Description	Q'ty	Applicable Machine No.	Remarks
26-32	434-25371-01	BAR, tension	1		
33	90101-10254	BOLT	1		
34	92901-10100	WASHER, spring	1		
35	92901-10600	WASHER, plate	1		
36	90109-08063	BOLT (109-25373-00)	1		
37	92901-08100	WASHER, spring	1		
38	95301-08700	NUT, hexagon	1		
39	91401-25018	PIN, cotter	1		
40	525-25451-00	GEAR, sprocket wheel (51T)	1		
41	214-25412-00	WASHER, lock	3		
42	90109-08377	BOLT	6		
43	94524-28114	CHAIN (DK428-114L)	1		
44	94604-28001	. JOINT, chain	1		

www.legends-yamaha-enduros.com

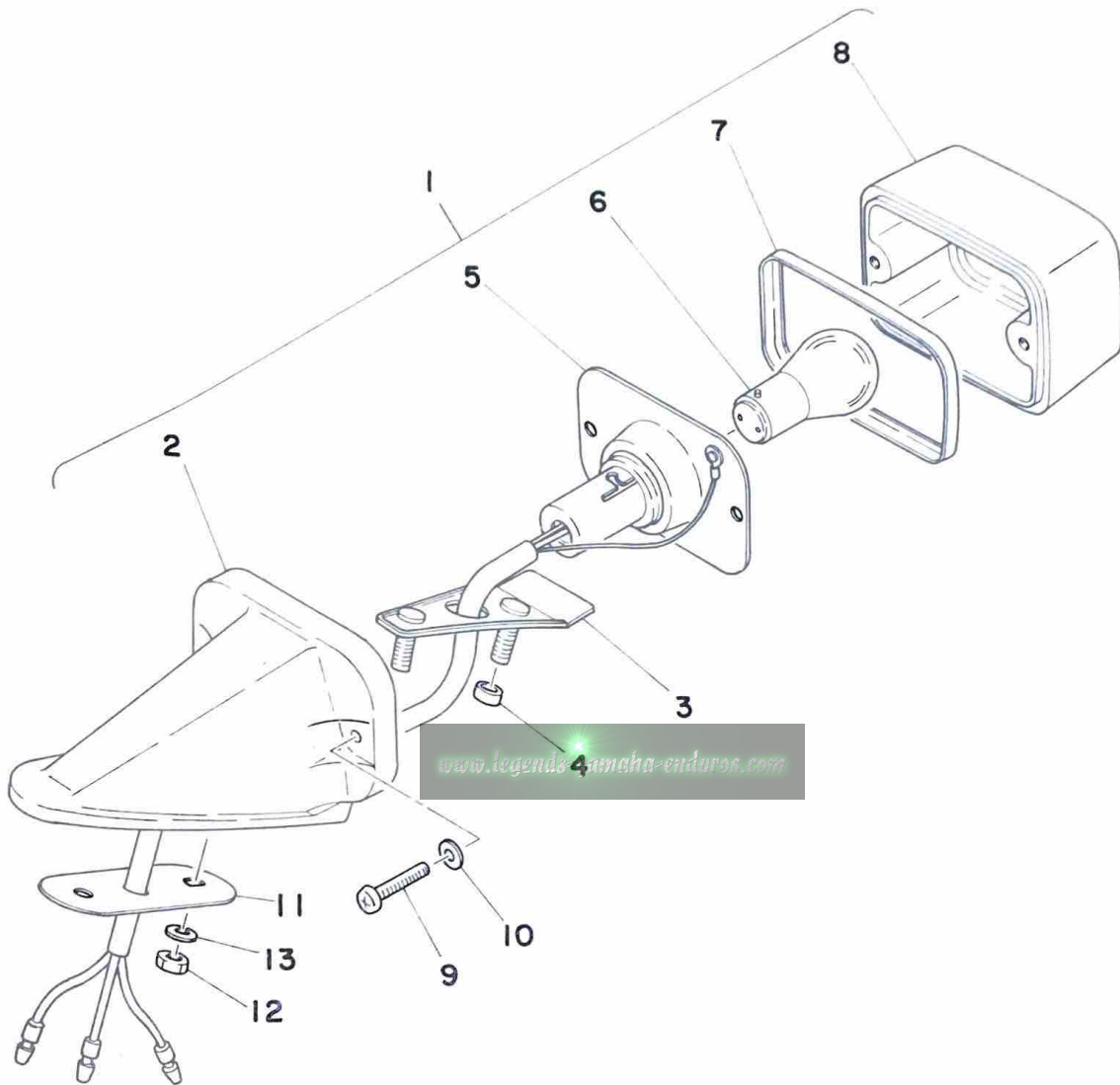
Fig. 27 HEAD LAMP



Ref. No.	Parts No.	Description	Q'ty	Applicable Machine No.	Remarks
27- 1	434-84130-60-36	HEAD LAMP BODY ASS'Y	1		White
2	150-84153-00	. GROMMET	1		
3	525-84110-60	HEAD LAMP UNIT ASS'Y	1		
4	493-84115-60	. RIM, head lamp	1		
5	525-84120-60	. LENS ASS'Y	1		
6	195-84324-00	. SPRING, reflector set	3		
7	251-84114-00	. BULB, head lamp (6V-25/25W)	1		
8	434-84112-60	. SOCKET ASS'Y	1		
9	195-84325-00	SCREW, rim fitting	1		
10	214-84101-61	PILOT LAMP ASS'Y	1		
11	256-84357-61	. BODY, pilot lamp	1		
12	104-83517-10	. BULB, pilot lamp (6V-1.5W).....	1		
13	214-84150-61	. SOCKET CORD ASS'Y	1		
14	97303-08020	BOLT, hexagon	2		
15	92901-08100	WASHER, spring	2		
16	95301-08600	NUT	2		

www.legends-yamaha-enduros.com

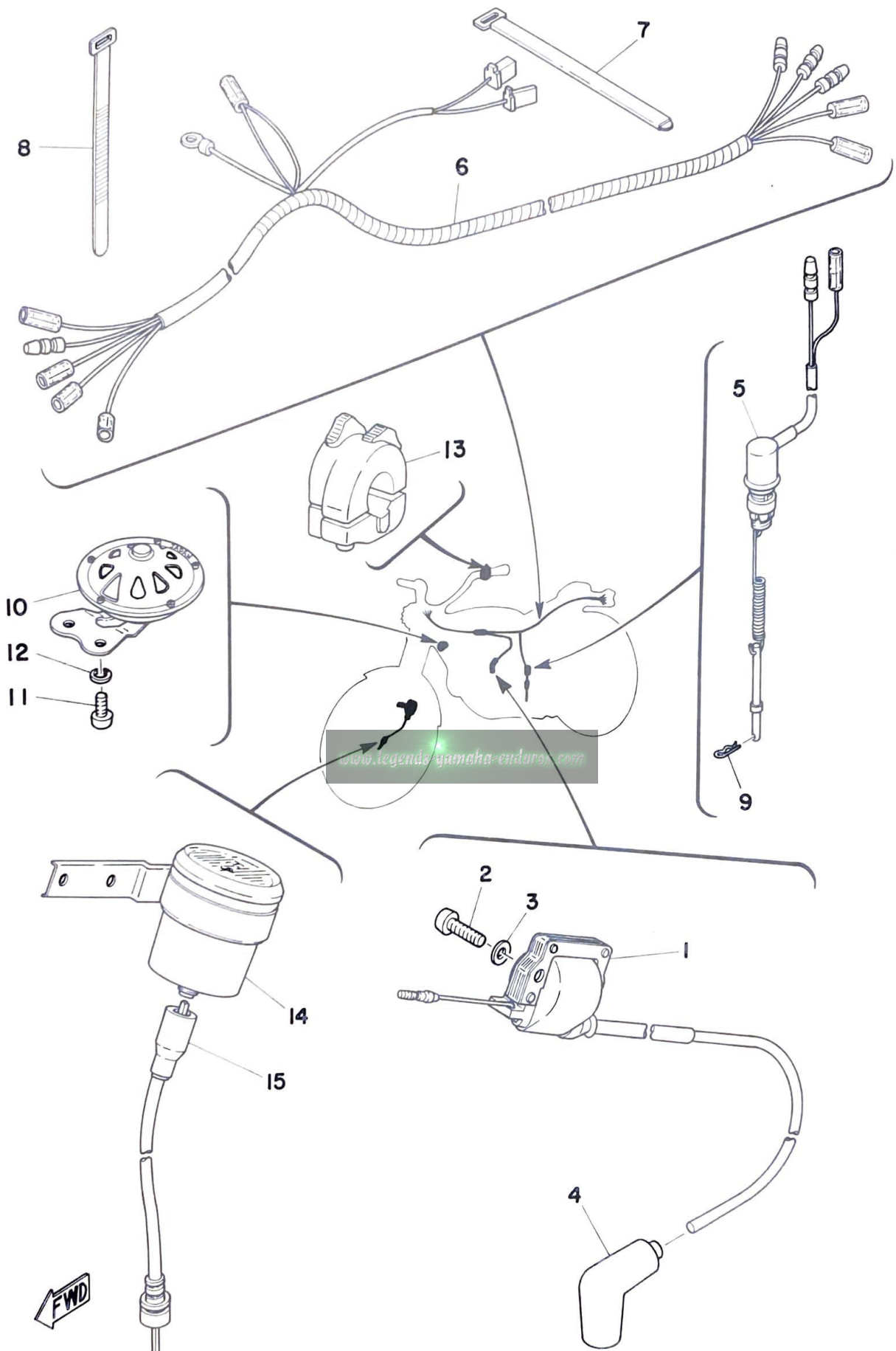
Fig. 28 TAIL LAMP



Ref. No.	Parts No.	Description	Q'ty	Applicable Machine No.	Remarks
28- 1	434-84500-62	TAIL LAMP ASS'Y	1		
2	434-84519-62	. COVER	1		
3	434-84511-62	. BASE, tail lamp	1		
4	434-84557-60	. COLLAR	2		
5	434-84517-60	. SOCKET ASS'Y	1		
6	122-84514-30	. BULB, tail lamp (6V-17/5.3W)	1		
7	434-84515-61	. RIM, tail lamp	1		
8	434-84521-69	. LENS, tail lamp	1		
9	434-84524-61	. SCREW	2		
10	434-84522-61	. WASHER, special 2	2		
11	434-84525-00	WASHER, special 1	1		
12	95301-05600	NUT	2		
13	92901-05100	WASHER, spring	2		

www.legends-yamaha-enduro.com

Fig. 29 ELECTRICAL



FWD

Ref. No.	Parts No.	Description	Q'ty	Applicable Machine No.	Remarks
29- 1	525-82310-40	IGNITION COIL ASS'Y	1		
2	92501-06025	SCREW, panhead	2		
3	92901-06200	WASHER, plain	2		
4	294-82370-00	PLUG CAP ASS'Y	1		
5	525-82530-00	STOP SWITCH ASS'Y	1		
6	525-82590-50	WIRE HARNESS ASS'Y	1		
7	168-83936-00	BAND, switch cord	1		
8	341-26397-01	BAND	2		
9	90468-12007	CLIP (102-25375-00)	1		

ALTERNATE PARTS

29-10	434-83380-10	HORN	1		
11	92501-06012	SCREW, panhead	2		
12	92901-06100	WASHER, spring	2		
13	434-83973-00	SWITCH, handle 3	1		
14	434-83510-10	SPEEDOMETER ASS'Y	1		Km/h
	434-83510-30	SPEEDOMETER ASS'Y	1		Mile/h
15	434-83550-00	SPEEDOMETER CABLE ASS'Y	1		

NUMERICAL INDEX

www.legends-yamaha-enduros.com



NUMERICAL INDEX

Ref No.	Parts No.	Ref No.	Parts No.	Ref No.	Parts No.
27-12	104-83517-10	5- 6	137-16325-70	27- 9	195-84325-00
25-28	109-25136-00	5-10	137-16356-00	14-11	207-81326-10
25-11	109-25315-00	6-33	137-17417-00-05	14-12	207-81331-10
14-15	109-81328-10	22-21	137-24523-00	11- 4	214-14147-00
14-10	110-81346-21	25-23	137-25159-00	19-23	214-23158-00
5- 3	122-16164-00	19-12	146-23114-00	25- 9	214-25194-00
19-20	122-23119-01	26-11	148-25115-00	26- 9	214-25394-00
19-21	122-23129-00	26-18	148-25359-00	26-41	214-25412-00
20- 6	122-23411-00	27- 2	150-84153-00	21- 4	214-82910-03
20- 4	122-23412-00	11-35	152-14138-00	21- 5	214-82911-01
20- 7	122-23416-00	11-34	152-14174-00	21- 6	214-83912-01
28- 6	122-84514-30	12- 2	152-14613-00	21- 9	214-83913-00
13- 1	126-13116-00	11-33	156-14135-00	21-16	214-83913-00
11- 6	127-14195-00	20- 1	156-23411-00	27-10	214-84101-61
4-13	132-11561-00-03	20- 3	156-23412-00	27-13	214-84150-61
4-13	132-11561-00-05	21-37	156-26347-00	21-11	233-82920-33
11-36	132-14173-00	11-23	164-14116-06	21-12	233-82921-31
22-23	132-24518-00	11-24	164-14137-00	21-13	233-83922-01
22-19	132-24522-00	6-23	164-17427-00-06	1- 4	248-11351-00
22-24	132-24525-01	20-18	164-23462-00	4- 4	248-11651-01
4-19	136-11561-00-03	14-13	164-81246-21	9-11	248-15654-00
4-19	136-11561-00-04	14-16	164-81246-21	19-13	248-23111-01
4-19	136-11561-00-05	12- 6	168-21639-00	25- 1	248-25111-00-38
4-19	136-11561-00-06	22-22	168-24524-00	25-17	248-25135-10
4-19	136-11561-00-07	29- 7	168-83936-00	25-26	248-25138-10
13-16	137-13128-00	14-18	168-83936-01	26-17	248-25351-00
13-11	137-13137-00-05	21-42	168-83936-01	1- 2	251-11181-00
13-11	137-13137-00-10	11-21	174-14134-00	4-11	251-11633-00
13-11	137-13137-00-30	6-29	174-17461-20	27- 7	251-84114-00
13-12	137-13138-01	6-29	174-17461-30	13- 2	256-17837-00
13- 5	137-13176-00	6-29	174-17461-40	25-18	256-83936-00
11-25	137-14136-00	11-40	183-14196-00	27-11	256-84357-61
11-13	137-14143-46	25-33	183-25118-00	9-18	257-15668-00
11-13	137-14143-48	25-16	183-25149-00	7-11	257-18531-00
11-13	137-14143-50	11-27	193-14126-00	11- 2	260-14142-25
11- 8	137-14186-01	22-25	193-81145-20	11-26	276-14131-00
7- 8	137-15353-00	27- 6	195-84324-00	17-20	276-27231-00

NUMERICAL INDEX

Ref No.	Parts No.	Ref No.	Parts No.	Ref No.	Parts No.
22-13	278-24181-00	2-18	401-15317-00	26-32	434-25371-01
29- 4	294-82370-00	2-11	401-15449-00	26- 3	434-25396-90
11-22	304-14112-30	3- 6	401-15451-00	26- 4	434-25397-90
11-32	304-14171-00	9-15	401-15666-00	21-31	434-26341-04
11- 9	304-14184-00	9-13	401-15676-00	21-33	434-26342-01
11-37	304-14261-00	8- 4	401-18102-00	21-22	434-26243-10
2-14	304-15128-00	8- 6	401-18151-00	17-10	434-27411-00
11-39	313-14197-00	8- 9	401-18152-01	17-11	434-27421-00
10- 2	314-13610-01	8- 5	401-18155-01	15-19	434-28172-00
10- 3	314-13613-00	8- 8	401-18178-00	14- 9	434-81321-10
10- 4	314-13616-01	8- 7	401-18334-00	14- 8	434-81332-10
10- 7	314-13621-02	16- 6	401-22127-00	29-10	434-83380-10
9-10	315-15641-00	16- 7	401-22128-01	29-15	434-83550-00
19-10	315-23118-50	20-15	401-23441-00-38	29-14	434-83510-10
19-24	315-23167-50	25-24	401-25155-00	29-14	434-83510-30
18-16	322-21541-00	25-31	401-25181-00	29-13	434-83973-00
19-19	322-23346-00	26-29	401-25367-00	21- 3	434-83975-00
19-16	322-23356-00	13-22	402-13552-00	27- 8	434-84112-60
19-18	322-23357-00	3- 9	402-15456-00	27- 1	434-84130-60-36
22- 6	322-24611-01	12-18	434-14752-00	28- 1	434-84500-62
24- 3	322-24748-00	23- 2	434-21771-00	28- 3	434-84511-62
21-25	322-26316-00	19-15	434-23341-00	28- 7	434-84515-61
2-20	328-15316-00	16-13	434-22153-00-91	28- 5	434-84517-60
29- 8	341-26397-01	16-11	434-22179-00-93	28- 2	434-84519-62
25- 2	345-25104-00	22-14	434-24183-00	28- 8	434-84521-69
25- 3	345-25196-90	22-17	434-24500-01	28-10	434-84522-61
25- 4	345-25197-90	22-18	434-24521-00	28- 9	434-84524-61
13- 7	353-13178-00	22-26	434-24532-00	28-11	434-84525-00
11- 5	353-14190-18	22-20	434-24576-00	18-19	434-84550-00
11-20	354-14147-00	25-18	434-25121-02	28- 4	434-84557-60
11-30	360-14124-20	25-19	434-25151-00	2-10	437-15419-01
11-17	361-14147-00	25-38	434-25171-01	16- 2	437-22151-00
12-21	363-14782-10	26- 2	434-25304-00	19- 9	437-23117-01
7-15	363-18535-00	26- 1	434-25311-01	25-21	437-25130-00
15-15	371-21714-00	26-10	434-25317-01		
21-30	382-26372-01	26-14	434-25321-01		
21-32	382-26372-01	26-19	434-25355-01		

NUMERICAL INDEX

Ref No.	Parts No.	Ref No.	Parts No.	Ref No.	Parts No.
26-15	437-25330-00	4- 1	525-11400-00	5- 2	525-16150-00
4- 9	443-11610-00	4- 2	525-11412-00	5- 1	525-16301-00
4- 9	443-11610-10	4- 3	525-11422-00	5- 5	525-16321-00
4- 9	443-11610-20	4-30	525-11650-00	5- 7	525-16351-00
4- 9	443-11610-30	4- 5	525-11681-00	5-15	525-16357-00
4- 9	443-11610-40	13-10	525-13101-00	5- 4	525-16371-02
4-29	443-11630-00	13-26	525-13174-00	5-16	525-16380-00
4-29	443-11630-10	13- 3	525-13175-01	6- 7	525-17121-00
4-29	443-11630-20	10- 1	525-13565-01	6- 5	525-17131-00
4-29	443-11630-30	11- 1	525-14101-61	6- 2	525-17151-00
4-29	443-11630-40	11-19	525-14123-00	6- 6	525-17161-00
4- 8	443-11631-03-96	11- 3	525-14141-30	6-22	525-17211-00
4- 8	443-11631-03-98	11-28	525-14158-00	6-14	525-17221-00
4- 8	443-11635-03	11-31	525-14169-00	6-19	525-17231-01
4- 8	443-11636-03	11- 7	525-14185-00	6-18	525-17241-00
4- 8	443-11637-03	10-14	525-14411-00	6-21	525-17251-00
4- 8	443-11638-03	10-16	525-14412-01	6-17	525-17261-00
15-18	461-28171-00	10-15	525-14451-01	6- 1	525-17411-00
14- 4	461-81312-10	10-13	525-14453-00	6-13	525-17421-00
21-18	483-83976-00	12- 1	525-14610-01	6-11	525-17471-00
11-16	493-14122-00	12-11	525-14681-00	8-13	525-18101-01
11-18	493-14133-00	12-12	525-14718-00-U2	8- 1	525-18111-00-93
11-15	493-14166-00	12-15	525-14729-10	7-19	525-18140-00
11-10	493-14181-00	12-17	525-14753-00	7-17	525-18511-00
18- 1	493-21511-01-36	2- 1	525-15111-00	7-12	525-18512-00
16-14	493-22178-00	2- 2	525-15121-00	7-16	525-18513-00
21- 2	493-26241-00	3-12	525-15362-01	7- 1	525-18541-00
21-23	493-26242-00	3- 1	525-15411-00	7- 3	525-18561-00
21-19	493-26281-00	3- 8	525-15416-00	15- 1	525-21110-00-35
21-20	493-26282-00	3- 5	525-15431-00	15- 9	525-21471-00-39
17- 1	493-27311-00	1- 9	525-15441-01	18- 5	525-21610-00-36
27- 4	493-84115-60	3- 2	525-15455-00	18- 6	525-21617-00
2-16	498-15371-00	9- 1	525-15611-00-93	15-13	525-21711-10
3-14	498-15371-00	9- 2	525-15621-00-91	23- 1	525-21751-00
24-10	509-24724-00	6-32	525-15651-00	15-14	525-21787-10
24- 4	509-24738-00	9- 8	525-15660-00	23- 4	525-21797-00
1- 1	525-11111-00	4-24	525-16111-00	16- 1	525-22110-00-35
1- 3	525-11311-00				

NUMERICAL INDEX

Ref No.	Parts No.	Ref No.	Parts No.	Ref No.	Parts No.
16- 3	525-22141-00	14- 2	525-81350-10	23-13	90179-06013
16-17	525-22210-00	29- 1	525-82310-40	15-21	90179-06036
16-21	525-22311-01-35	29- 5	525-82530-00	17-26	90179-06176
19- 1	525-23101-01	29- 6	525-82590-50	1- 7	90179-08025
19-27	525-23121-00-93	21-41	525-83937-00	21-17	90179-08148
19- 8	525-23124-00	27- 3	525-84110-60	4-27	90179-12044
19- 2	525-23126-00	27- 5	525-84120-60	5-22	90179-12197
19-28	525-23131-00-93	19-11	535-23144-00	6-31	90179-16018
19- 3	525-23136-00	19- 5	535-23171-00	20- 8	90179-25033
19- 7	525-23141-01	19- 4	535-23183-01	15- 7	90185-08054
19-29	525-23163-00	22- 5	554-24161-00	16- 8	90185-12046
19- 6	525-23170-00	11-29	802-14161-00	18-21	90201-05034
19-32	525-23318-01	17-12	90101-08250	10-22	90201-06067
20-13	525-23319-00	26-33	90101-10254	16-26	90201-06067
19-14	525-23345-00	17- 2	90102-10006	18-13	90201-06067
20- 9	525-23435-00	15- 3	90105-08022	23- 8	90201-06067
22- 1	525-24110-00-03	15- 2	90105-08024	25-27	90201-07076
22- 2	525-24244-01	15- 4	90105-10037	21-39	90201-08083
22- 3	525-24246-00	7-20	90109-06001	12- 8	90201-08113
22- 4	525-24247-00	26-36	90109-08063	17-27	90201-08572
24- 1	525-24710-00	25-39	90109-08234	1- 6	90201-12362
24- 2	525-24711-00	26-42	90109-08377	4-16	90201-12535
26-21	525-25381-00	25-40	90109-08380	9- 5	90201-12541
26-22	525-25388-00	20-11	90109-14235	8-11	90201-12575
26-23	525-25389-00	7- 9	90109-14385	5-18	90201-14217
26-40	525-25451-00	12- 3	90116-06016	26-24	90201-15238
21- 1	525-26111-01	1- 5	90116-08064	17-18	90201-17256
21-24	525-26311-00	23-11	90122-06001	5-14	90201-17543
21-26	525-26312-00	21-28	90123-08046	6- 3	90201-17545
21-29	525-26335-00	8-16	90149-08096	6-15	90201-20266
17-16	525-27211-00-91	5-20	90149-12097	25-15	90201-20269
17- 6	525-27412-00	5- 9	90159-05011	12-14	90202-06010
17- 7	525-27422-00	8-17	90170-08029	16-20	90207-06009
15-26	525-28100-10	19-26	90170-08176	4-26	90208-12015
14- 1	525-81300-11	5-11	90170-12060	15- 5	90209-08050
14- 3	525-81309-10	4-18	90170-12181	22-10	90209-08098
14- 5	525-81313-10	17- 3	90171-10012	20-10	90209-14022
		25-36	90171-12005		
		26-30	90171-14006		

NUMERICAL INDEX

Ref No.	Parts No.	Ref No.	Parts No.	Ref No.	Parts No.
6-20	90209-16133	22- 8	90445-09238	16-10	90508-32140
4- 7	90209-22071	10-11	90460-43053	17-17	90508-35264
8-18	90215-08014	10-12	90460-49058	25-10	90560-12138
5-12	90215-12007	3-16	90461-10016	5-13	90560-17147
6-30	90215-16020	10-10	90462-05005	19-22	91311-08020
17-21	90240-06006	15-23	90462-08022	9- 7	91316-08025
21-38	90240-08012	2-21	90465-10074	13-17	91401-12018
17-25	90249-12008	25-17	90467-08003	11-38	91401-16015
7-14	90250-06013	22-16	90467-09005	21-40	91401-20012
4-28	90280-05013	23-15	90467-10008	25-44	91401-20012
4-25	90282-05005	13-24	90468-02033	17- 4	91401-20025
18-18	90338-06018	13-25	90468-02033	17-23	91401-25012
7-18	90338-10063	23-10	90468-10050	26-39	91401-25018
25-30	90338-18014	29- 9	90468-12007	25-37	91401-30025
7-10	90338-20023	9- 9	90468-26048	26-31	91401-30030
2- 9	90340-12005	15-16	90480-01141	15-22	91401-30040
16- 5	90386-18028	10-19	90480-10091	23- 9	91501-05055
23-12	90387-06388	15-17	90480-12053	2- 4	91810-02015
18- 9	90387-07391	18-10	90480-14102	3- 7	91810-02015
12- 7	90387-08258	23- 5	90480-14102	2- 3	91810-19020
25-34	90387-12095	22- 9	90480-25135	12-13	91903-06010
25-32	90387-12100	13-21	90501-02018	12-19	92501-06010
26-28	90387-15489	17-24	90501-10245	6-12	92501-06012
26-25	90387-15490	15-20	90501-10187	15-24	92501-06012
4-23	90387-20488	9- 4	90501-12081	29-11	92501-06012
6-28	90387-20503	7- 7	90501-12083	2-13	92501-06015
16- 4	90389-12002	5- 8	90501-20125	21-34	92501-06015
13-19	90430-04004	8-14	90506-09009	23- 6	92501-06015
2- 8	90430-12038	7-21	90506-09112	19-30	92501-06018
23- 3	90430-18067	25-22	90506-16034	3- 4	92501-06020
22- 7	90430-35122	26-16	90506-16036	3-11	92501-06025
13-23	90445-05278	17- 5	90507-29008	29- 2	92501-06025
2-17	90445-07177	5-17	90508-14132	3-10	92501-06035
3-15	90445-07177	8-15	90508-25273	2- 5	92501-06045
22-15	90445-09073	9-14	90508-26041	3- 3	92501-06050
23-14	90445-09117	17-13	90508-26266	2- 6	92501-06055
23-16	90445-09227	17-14	90508-26267	2- 7	92501-06065
				2-15	92501-08012

NUMERICAL INDEX

Ref No.	Parts No.	Ref No.	Parts No.	Ref No.	Parts No.
14-17	92701-06012	18- 4	92901-06600	2-19	93210-11073
10- 5	92901-03100	24- 9	92901-06600	3-13	93210-14104
11-11	92901-04100	12-10	92901-08100	4-22	93210-18023
14-14	92901-04100	12-23	92901-08100	12-16	93210-19026
10-18	92901-04200	15- 6	92901-08100	11-14	93220-09001
7- 4	92901-05100	15-11	92901-08100	26-12	93306-20204
13-14	92901-05100	17- 9	92901-08100	6-26	93306-20418
14- 7	92901-05100	19-25	92901-08100	4-14	93306-20517
16-16	92901-05100	22-12	92901-08100	25-12	93306-30103
16-23	92901-05100	25-42	92901-08100	26-26	93306-30203
16-25	92901-05100	26-37	92901-08100	6-10	93306-30304
18-23	92901-05100	27-15	92901-08100	4-20	93306-30405
28-13	92901-05100	12-24	92901-08200	4-10	93310-21679
18-22	92901-05200	15-12	92901-08600	4- 6	93310-42231
10- 9	92901-06100	25-41	92901-08600	6-25	93311-31515
10-21	92901-06100	15- 8	92901-10100	6- 8	93318-21305
12- 4	92901-06100	19-17	92901-10100	9-16	93410-17008
12-26	92901-06100	26-34	92901-10100	6- 4	93410-17037
12-20	92901-06100	26-35	92901-10600	25-14	93410-20009
15-25	92901-06100	4-17	92901-12100	6-16	93410-20038
16-19	92901-06100	25-35	92901-12600	9-12	93410-30012
18- 3	92901-06100	20-17	92903-08100	7-13	93430-08006
18- 8	92901-06100	13-15	93101-10001	8-10	93430-08006
18-12	92901-06100	13- 6	93101-10002	13- 8	93430-08006
18-15	92901-06100	8-12	93101-12060	9- 6	93430-08007
19-31	92901-06100	9-17	93101-17062	16-12	93430-10015
21- 8	92901-06100	25-13	93102-18008	17-19	93430-12022
21-15	92901-06100	4-15	93102-25061	6- 9	93440-13042
21-35	92901-06100	6-27	93102-26042	6-24	93440-15012
23- 7	92901-06100	4-21	93103-28011	6-34	93440-15012
24- 6	92901-06100	25-29	93104-07003	4-12	93450-17025
24- 8	92901-06100	5-19	93104-14004	20- 2	93501-04011
29-12	92901-06100	26-13	93104-22018	20- 5	93503-16010
12-27	92901-06200	25-20	93105-47007	7- 6	93505-16006
17-22	92901-06200	26-27	93106-26005	13-20	93505-32002
21-36	92901-06200	8- 3	93109-12012	9- 3	93507-32009
29- 3	92901-06200	5-21	93210-10096	2-12	93603-12007

NUMERICAL INDEX

Ref No.	Parts No.	Ref No.	Parts No.	Ref No.	Parts No.
13- 4	93603-22028	25-25	97301-06020		
7- 2	93604-22050	26-20	97301-06020		
16- 9	93700-06005	18- 7	97301-06025		
25- 5	94127-21325	10- 8	97301-06025		
25- 5	94127-21151	22-11	97301-08015		
26- 5	94140-18150	12-22	97301-08018		
26- 5	94140-18326	15-10	97301-08018		
25- 6	94227-21031	12- 9	97301-08035		
26- 6	94240-18024	21- 7	97303-06020		
25- 8	94327-21024	21-14	97303-06025		
26- 8	94340-18022	27-14	97303-08020		
25- 7	94414-21155	8- 2	97321-06020		
26- 7	94418-18154	17- 8	97321-08015		
26-43	94524-28114	20-16	97323-08035		
26-44	94604-28001	20-12	97323-08055		
1- 8	94701-00044	10-17	98501-04008		
18-24	95301-05600	11-12	98501-04014		
28-12	95301-05600	16-24	98501-05008		
12- 5	95301-06600	16-22	98501-05010		
13-13	95301-06600	7- 5	98501-05012		
18-14	95301-06800	13- 9	98501-05015		
27-16	95301-08600	16-15	98501-05025		
26-38	95301-08700	14- 6	98501-05035		
25-43	95301-08700	21-21	98503-05020		
21-10	95601-06100	18-20	98506-05012		
21-17	95601-06100	10- 6	98512-03008		
17-15	95601-08100	13-18	98901-04008		
20-14	95601-08100	16-18	98901-06012		
1-10	97301-06012				
24- 5	97301-06012				
24- 7	97301-06012				
10-20	97301-06015				
12-25	97301-06015				
18-11	97301-06015				
18- 2	97301-06018				
18-17	97301-06018				

www.legends-yamaha-enduros.com



YAMAHA MOTOR CO., LTD.

PRINTED IN JAPAN

First edition Jul., 1975

(LIT-10015-25-01) (525-28198-61)