

www.legends-yamaha-enduros.com



YAMAHA

PARTS LIST

MODEL **DT250B**

MODEL **DT250C**

MODEL **DT400B**

MODEL **DT400C**

NOTICE

ALL PART NUMBERS CONTAINED IN THIS CATALOGUE ARE COMPRISED OF TEN DIGITS. WHEN ORDERING, PLEASE ADD TWO ZEROS TO THE END OF EACH PART NUMBER REQUIRED TO CONVERT THE TEN DIGITS INTO THE NEW TWELVE DIGIT NUMBERS.

2

YAMAHA MOTOR CO., LTD.

COPY RIGHT: ALL RIGHTS RESERVED
NO PART OF THIS PUBLICATION MAY BE REPRODUCED WITHOUT PERMISSION.

YAMAHA

PARTS LIST

MODEL DT250B

www.legends-guyana.com **MODEL DT250C**

MODEL DT400B

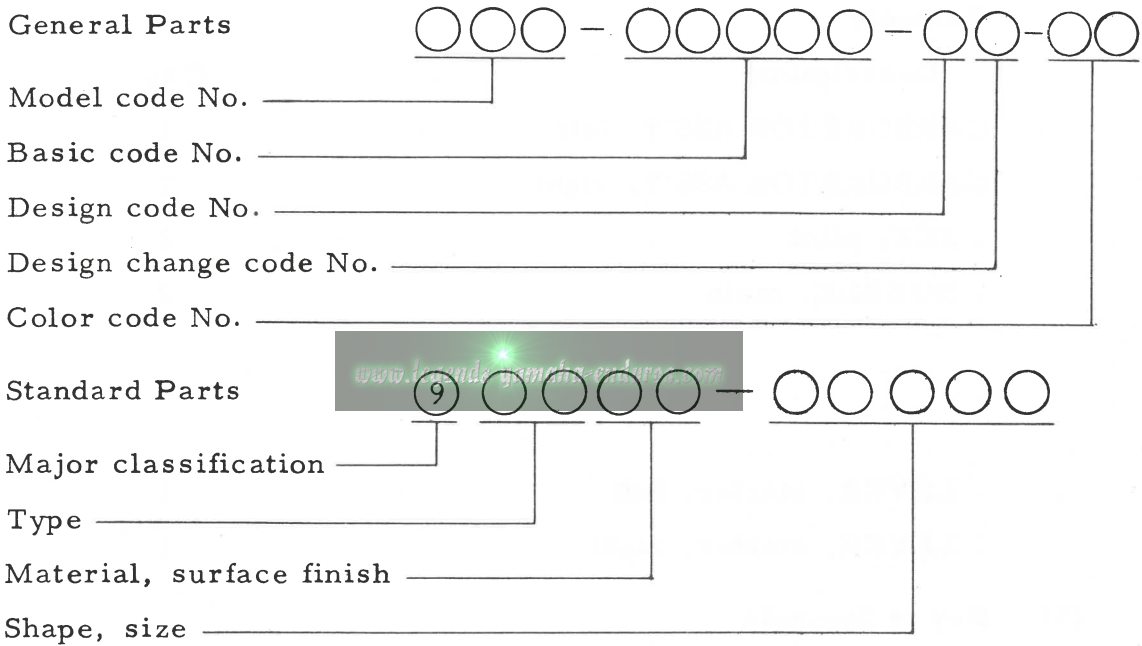
MODEL DT400C

FOREWORD

This Parts List relates to the parts in use for the YAMAHA DT250B, DT250C, DT400B, DT400C. When you are ordering replacement parts for the YAMAHA DT250B, DT250C, DT400B, DT400C refer to this Parts List and quote both part number and part names correctly.

1. Structure of Part No.

Yamaha parts are divided largely into two categories; general parts and standard parts, and each part No. has the following structure:



Note: Every standard No. begins with 9.

2. How to Use this Parts List

(1) Except for steel balls (whose size is indicated in inches), the size of all parts is indicated in millimeters in the following manner.

- Hose (rubber or vinyl) Inside diameter - length
- O-ring Section area - inside diameter
- Washer, shim, collar Inside diameter - outside diameter - thickness (length)

(2) Parts, which are to be supplied in the form of assemblies, are listed with an indention of one letter's space, and a dot (.) is put

against the name of each part. If any two different assemblies (e.g., right and left side components) consist of almost the same type components, these two assemblies are listed in two lines, and then the names of component parts are listed in the subsequent lines with an indentation as mentioned earlier. The quantity of parts is given in the following manner; that is, in the case of parts being the same in type between the right and left, a total quantity of parts is given. On the other hand, if the right and left side parts are different in type, the quantity of part(s) on each side is given.

Example

Description	Q'ty
CARBURETOR ASS'Y, left	1
CARBURETOR ASS'Y, right	1
. JET, pilot	2
. NOZZLE, main	2
⋮	
. LEVER, starter, left	1
. LEVER, starter, right	1

(3) Key to Symbols

U.R.	Use size (thickness) and/or number as required
U.N.	Use as many as you need
T	Number of teeth in a gear
V	Voltage for light bulbs
S	"S" type oil seal or "S" type circlip
SD	"SD" type oil seal
SO	"SO" type oil seal
SW	"SW" type oil seal
E	"E" type circlip
R	"R" type circlip
F/No.	Frame No. (Applicable machine No.)

- (4) The right and left in relation to parts are determined on the basis of the rider facing toward the front.
- (5) Indication for the revise of spare parts
The contents of this parts list is almost same as ordinary parts list. However, please note that this parts list have the indication of interchangeable parts. If any parts shown on the parts list have interchangeable parts, marks "▽" are indicated on the REMARKS.

Example

Parts No.	Description	Q'ty	Remarks
498-15111-00	CASE, crank left	1	▽
498-15111-01	CASE, crank left	1	

As soon as the parts marked by "▽" will be sold out, only the substituted parts will be sold automatically.

In other words, when 498-15111-00 will be sold out, only 498-15111-01 will be supplied to you instead of 498-15111-00.

- (6) The clause "Use this parts with OOO-OOOOO-OO (Ref. No. OO-OO) as a set" has the following meaning. The parts marked as above (called "A") has been revised from the parts listed up on the "A" (hereinafter we call it "B"), but there is no interchangeability between only "A" and "B". Namely in place of "B", the designated parts OOO-OOOOO-OO should be required together with "A".
- (7) This Parts List is based on the model in the production line on Apr., 5, 1975. Accordingly, if any modifications which have been made to parts will be announced in the Yamaha Parts News. It is advisable that according to the Yamaha Parts News, You will make necessary corrections to the Parts List on hand to keep it up-to dated.

www.legends-yamaha-enduros.com

CONTENTS

ENGINE

Fig. 1	Cylinder Head • Cylinder	1
Fig. 2	Crankcase	3
Fig. 3	Crankcase Cover	5
Fig. 4	Crank • Piston	7
Fig. 5	Clutch	13
Fig. 6	Transmission	17
Fig. 7	Shifter 1	21
Fig. 8	Shifter 2	23
Fig. 9	Kick Starter	25
Fig. 10	Tachometer Gear	29
Fig. 11	Decompression Valve (DT400B, DT400C)	31
Fig. 12	Intake	33
Fig. 13	Carburetor (DT250B, DT250C)	35
Fig. 14	Carburetor (DT400B, DT400C)	39
Fig. 15	Exhaust	43
Fig. 16	Oil Pump	47
Fig. 17	Flywheel Magneto (DT250B, DT250C)	49
Fig. 18	C. D. I. Magneto (DT400B, DT400C)	51

CHASSIS

Fig. 19	Frame • Side Cover	55
Fig. 20	Rear Arm • Rear Cushion • Chain Case	59
Fig. 21	Stand • Footrest • Brake Pedal	61
Fig. 22	Front Fender • Rear Fender	65
Fig. 23	Front Fork	67
Fig. 24	Steering	71
Fig. 25	Handle • Wire	73

Fig. 26	Fuel Tank	77
Fig. 27	Oil Tank	81
Fig. 28	Seat	83
Fig. 29	Front Wheel	85
Fig. 30	Rear Wheel	89
Fig. 31	Head Lamp	95
Fig. 32	Speedometer · Tachometer	97
Fig. 33	Tail Lamp	99
Fig. 34	Flasher Lamp	101
Fig. 35	Electrical	103
Fig. 36	Exclusive Parts for CANADA	109

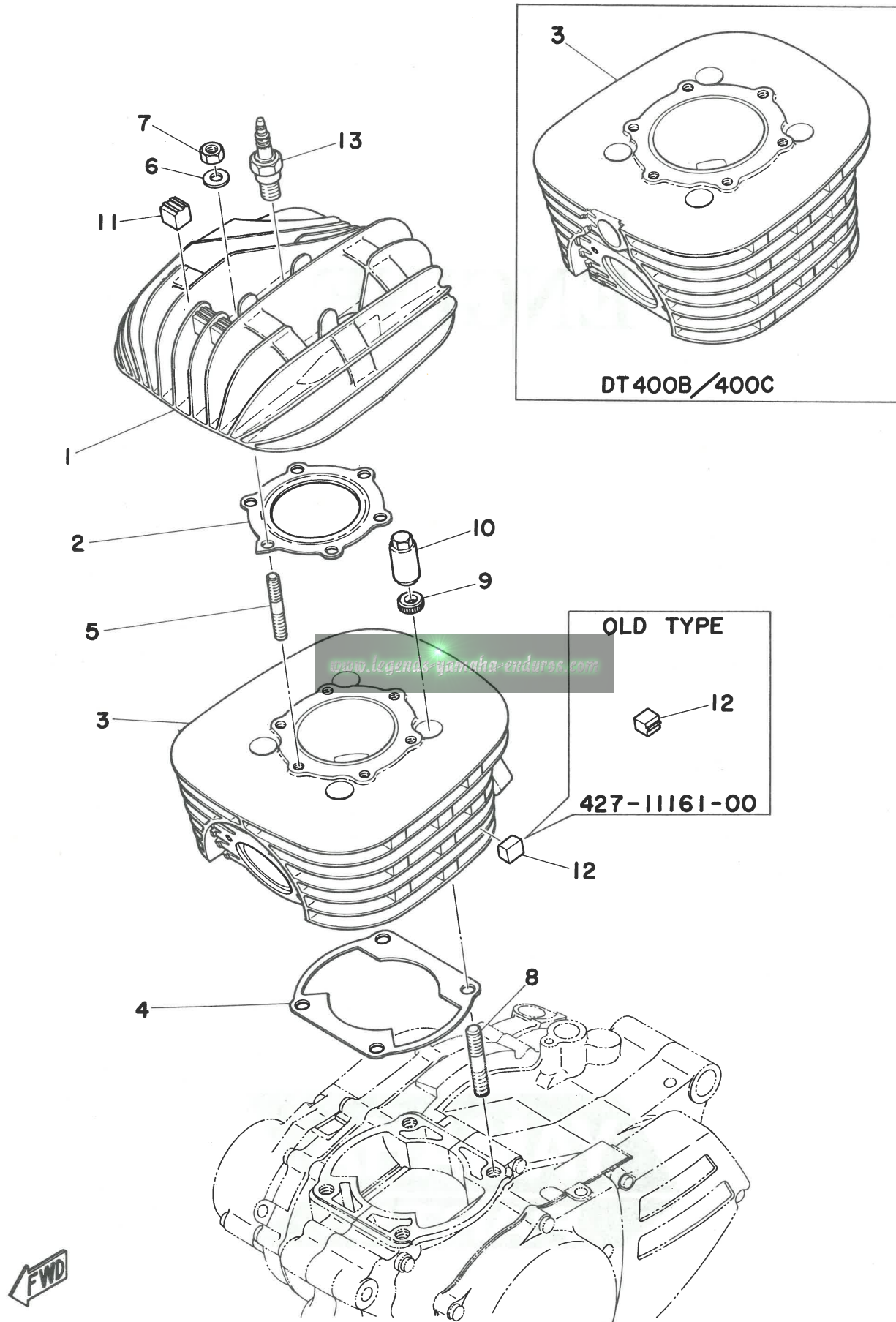
NUMERICAL INDEX

ENGINE

www.legends-yamaha-enduros.com

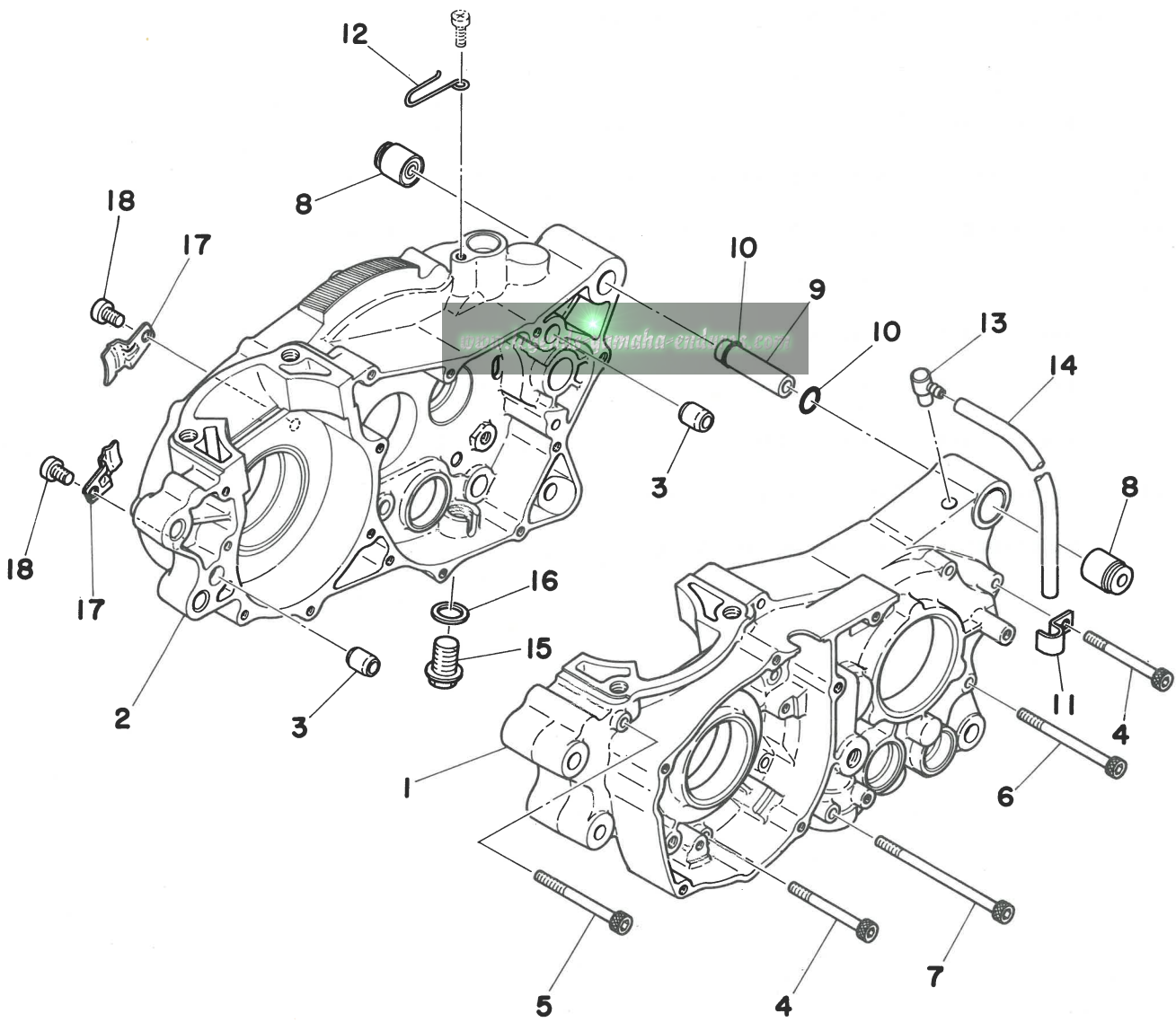
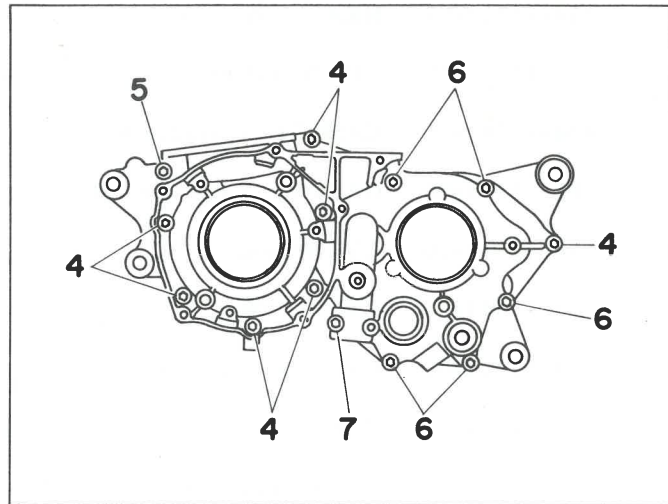
YAMAHA
PARTS

Fig. 1 CYLINDER HEAD · CYLINDER



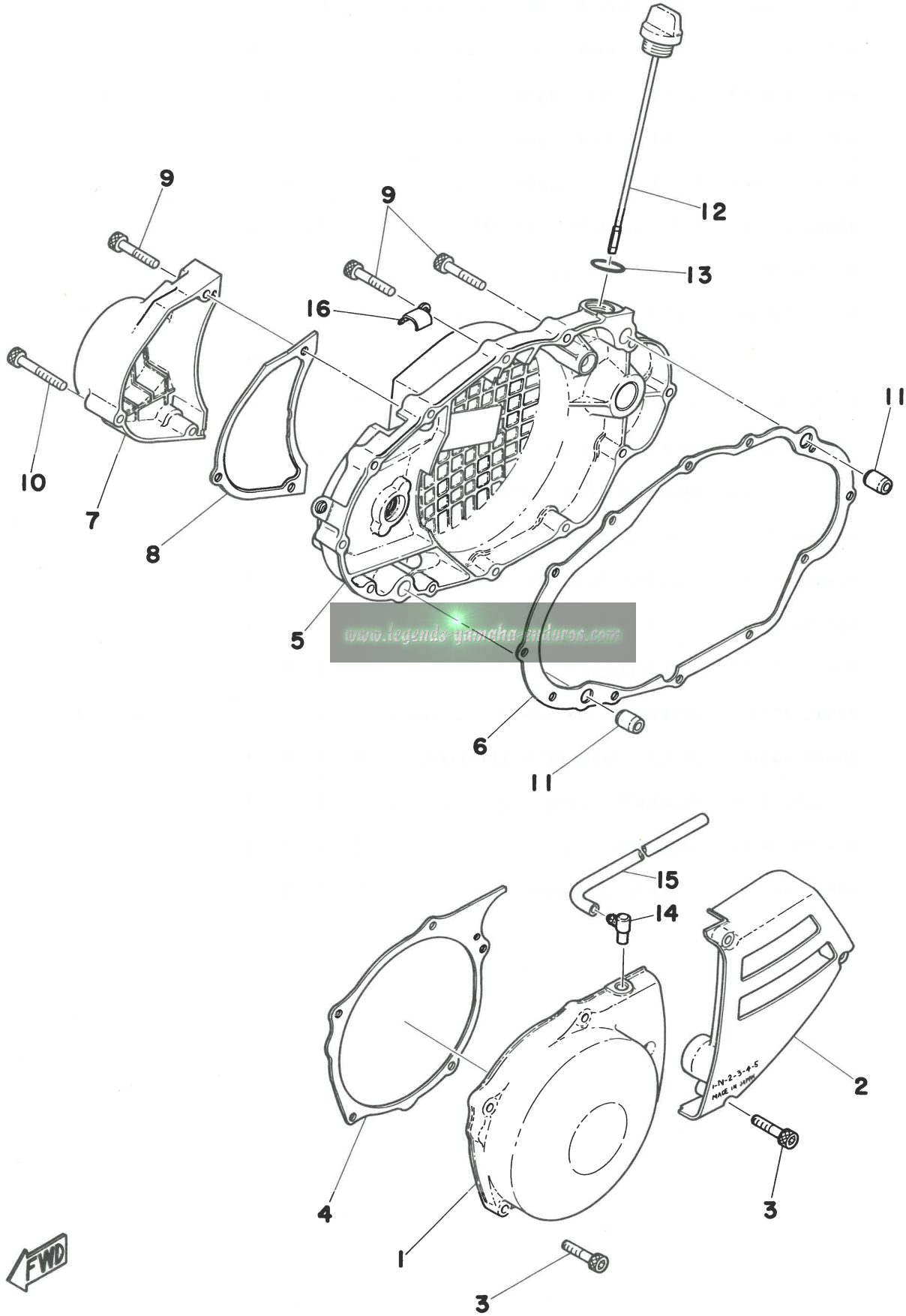
Ref. No.	Parts No.	Description	Q'ty				Applicable Machine No.	Remarks
			250B	250C	400B	400C		
1-	1	498-11111-01	HEAD, cylinder	1	1			
		500-11111-00	HEAD, cylinder			1	1	
2		434-11181-00	GASKET, cylinder head	1	1			
		500-11181-00	GASKET, cylinder head			1	1	
3		498-11311-00	CYLINDER	1	1			
		500-11311-00	CYLINDER			1	1	
4		364-11351-00	GASKET, cylinder	1	1			
		500-11351-00	GASKET, cylinder			1	1	
5		90116-08104	BOLT, stud (363-11179-00) ...	6	6	6	6	
6		90201-08100	WASHER, plate (812-11175-00)	6	6	6	6	
7		95301-08600	NUT, hexagon	6	6	6	6	
8		90116-10087	BOLT, stud (363-11361-00) ...	4	4	4	4	
9		90201-11155	WASHER, plate (363-11175-00)	4	4	4	4	
10		90179-10072	NUT (434-11171-00) ...	4	4	4	4	
11		363-11161-00	ABSORBER	3		3		
		498-11161-00	ABSORBER	3	3	3	3	
12		427-11161-00	ABSORBER	20		24		
		498-11161-00	ABSORBER	20	20	24	24	
13		94701-00045	PLUG, spark (B-8ES)	1	1			
		94701-00046	PLUG, spark (B-9ES)			1	1	

Fig. 2 CRANKCASE



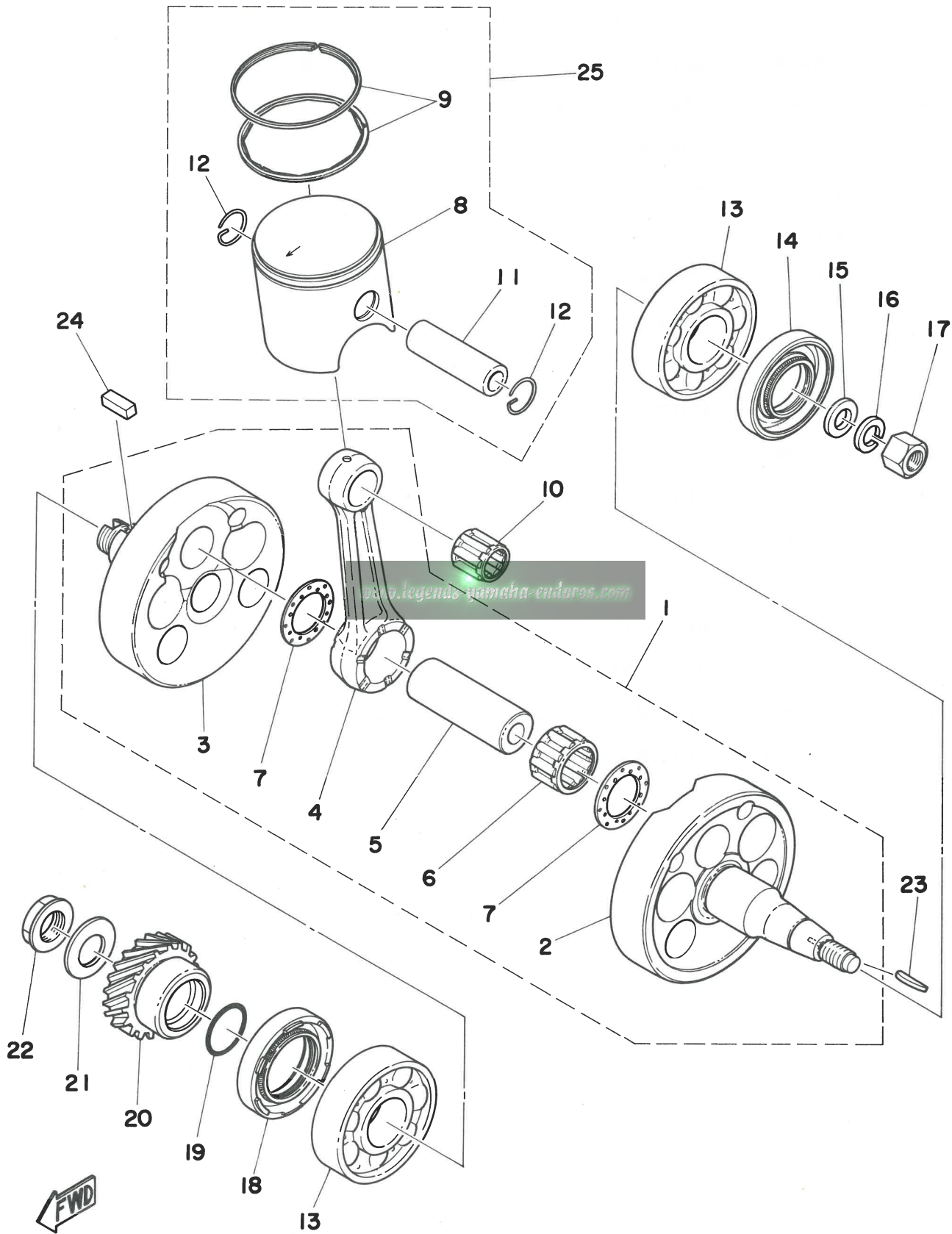
Ref. No.	Parts No.	Description	Q'ty				Applicable Machine No.	Remarks
			250B	250C	400B	400C		
2- 1	498-15111-00	CASE, crank left	1				⇩	
	498-15111-01	CASE, crank left	1	1				
	500-15111-00	CASE, crank left			1	1		
2	498-15121-00	CASE, crank right	1				⇩	
	498-15121-01	CASE, crank right	1	1				
	500-15121-00	CASE, crank right			1	1		
3	91810-05016	PIN, dowel (8.4-12-16)	2	2	2	2		
4	91316-06060	BOLT	7	7	7	7		
5	91316-06065	BOLT	1	1	1	1		
6	91316-06075	BOLT	5	5	5	5		
7	91316-06100	BOLT	1	1	1	1		
8	328-15316-00	DAMPER, engine mounting ...	2	2	2	2		
9	438-15317-00	SPACER, engine mounting	1	1	1	1		
10	93210-11073	O-RING (2.4-10.8)	2	2	2	2		
11	90462-05005	CLAMP (363-15485-01)	2	2	2	2		
12	90465-20035	CLAMP (438-15485-00)	1	1	1	1		
13	498-15371-00	BREATHER	1	1	1	1		
14	90445-07040	HOSE (296-21745-00)	1	1	1	1	4.2-510	
15	90340-14010	PLUG, drain (214-15351-00) ..	1	1	1	1		
16	137-15353-00	GASKET, drain plug	1	1	1	1		
17	434-15118-00	HOLDER	2	2	2	2		
18	92501-08012	SCREW, panhead	1	1	1	1		

Fig. 3 CRANKCASE COVER



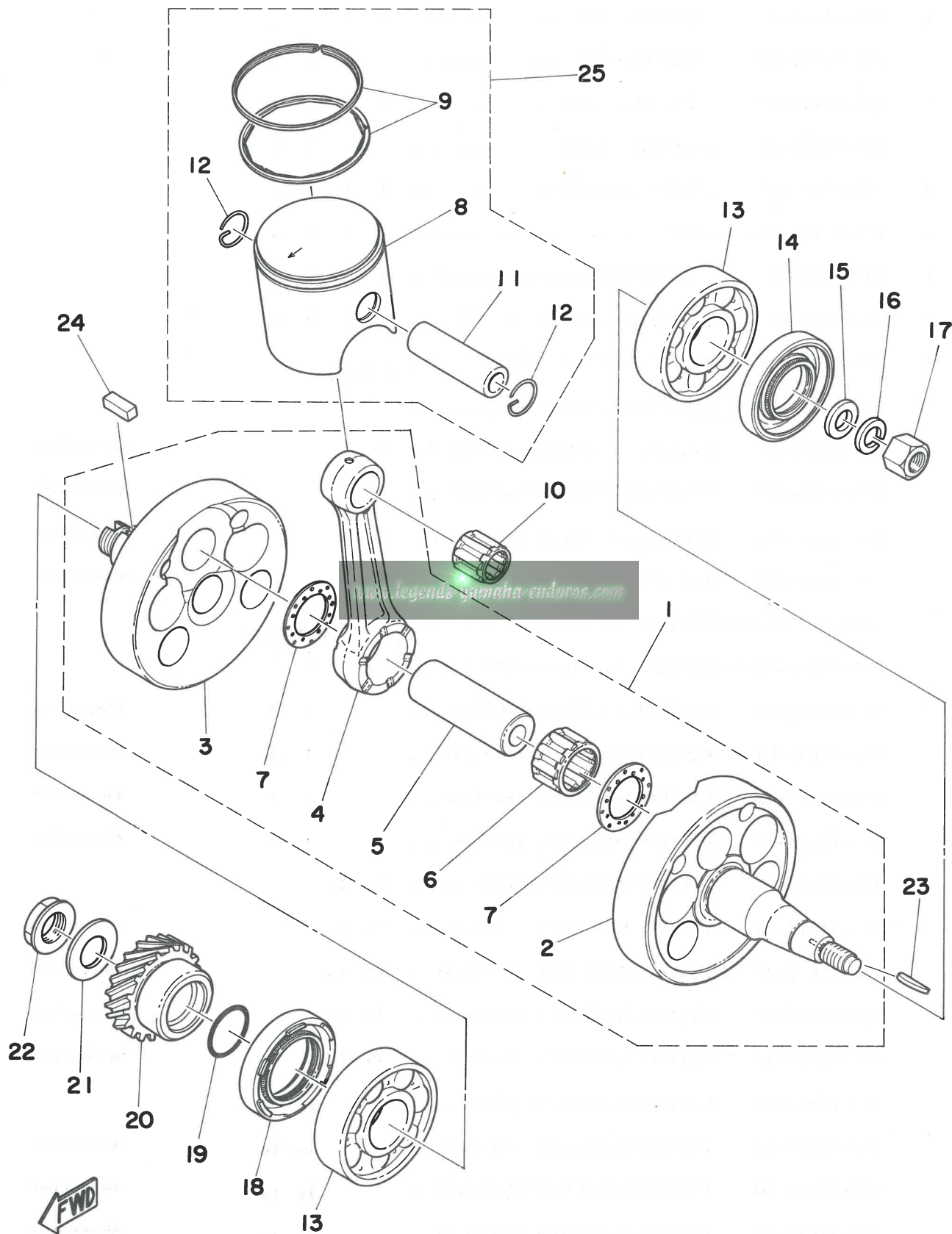
Ref. No.	Parts No.	Description	Q'ty				Applicable Machine No.	Remarks
			250B	250C	400B	400C		
3-	1	498-15411-00	COVER, crankcase left 1	1	1	1	
		509-15411-00	COVER, crankcase left 1			1	
2		498-15421-00	COVER, crankcase left 2	1	1	1	1
3		91316-06030	BOLT	8	8	8	8
4		363-15451-00	GASKET, crankcase cover left 1		1	1	1	1
5		498-15431-00	COVER, crankcase right	1		1	↓
		498-15431-01	COVER, crankcase right		1	1	
6		364-15461-01	GASKET, crankcase cover right		1	1	1	1
7		498-15416-00	COVER, oil pump	1		1	↓
		498-15416-01	COVER, oil pump		1	1	
8		498-15456-00	GASKET, oil pump cover	1	1	1	1
9		91316-06035	BOLT	14	14	14	14
10		91316-06045	BOLT	1	1	1	1
11		91810-05016	PIN, dowel (8.4-12-16)	2	2	2	2
12		498-15363-00	PLUG, oil	1	1	1	1
13		93210-19123	O-RING (2.4-19.0)	1	1	1	1
14		498-15371-00	BREATHER	1	1	1	
15		90445-07177	HOSE (395-14197-00)	1	1	1	4.2-310
16		90465-08069	CLAMP	1		1	↓
		90465-10069	CLAMP	1	1	1	1

Fig. 4 CRANK · PISTON



Ref. No.	Parts No.	Description	Q'ty				Applicable Machine No.	Remarks
			250B	250C	400B	400C		
4- 1	498-11400-00	CRANK ASS'Y	1	1				
	500-11400-01	CRANK ASS'Y			1	1		
2	498-11412-00	. CRANK, left	1	1				
	500-11412-01	. CRANK, left			1	1		
3	498-11422-00	. CRANK, right	1	1				
	500-11422-00	. CRANK, right			1	1		
4	498-11651-00	. ROD, connecting	1	1	1	1		
5	275-11681-00	. PIN, crank	1	1	1	1		
6	93310-42541	. BEARING, con-rod big end ..	1	1	1	1		
7	90209-25085	. WASHER (275-11685-00) ...	2	2	2	2		
8	438-11631-01-96	PISTON (69.96mm STD)	} U.R U.R		1	1		
	438-11631-01-98	PISTON (69.98mm STD)			1	1		
	438-11635-01	PISTON (70.25mm 1st O.S) ...	1	1			Alternate Parts	
	438-11636-01	PISTON (70.50mm 2nd O.S) ...	1	1			Alternate Parts	
	438-11637-01	PISTON (70.75mm 3rd O.S) ...	1	1			Alternate Parts	
	438-11638-01	PISTON (71.00mm 4th O.S) ...	1	1			Alternate Parts	
	500-11631-02-96	PISTON (84.96mm STD)	} U.R U.R		1	1		
	500-11631-02-98	PISTON (84.98mm STD)			1	1		
	500-11635-02	PISTON (85.25mm 1st O.S) ...	1	1			Alternate Parts	
	500-11636-02	PISTON (85.50mm 2nd O.S) ...	1	1			Alternate Parts	
	500-11637-02	PISTON (85.75mm 3rd O.S) ...	1	1			Alternate Parts.	
	500-11638-02	PISTON (86.00mm 4th O.S) ...	1	1			Alternate Parts	
9	438-11610-00	PISTON RING SET (STD)	1s	1s				
	438-11610-10	PISTON RING SET (1st O.S) ..	1s	1s			Alternate Parts	
	438-11610-20	PISTON RING SET (2nd O.S) ..	1s	1s			Alternate Parts	
	438-11610-30	PISTON RING SET (3rd O.S) ..	1s	1s			Alternate Parts	
	438-11610-40	PISTON RING SET (4th O.S) ..	1s	1s			Alternate Parts	
	500-11610-00	PISTON RING SET (STD)	1s	1s				
	500-11610-10	PISTON RING SET (1st O.S) ..	1s	1s			Alternate Parts	
	500-11610-20	PISTON RING SET (2nd O.S) ..	1s	1s			Alternate Parts	
	500-11610-30	PISTON RING SET (3rd O.S) ..	1s	1s			Alternate Parts	
	500-11610-40	PISTON RING SET (4th O.S) ..	1s	1s			Alternate Parts	

Fig. 4 CRANK · PISTON



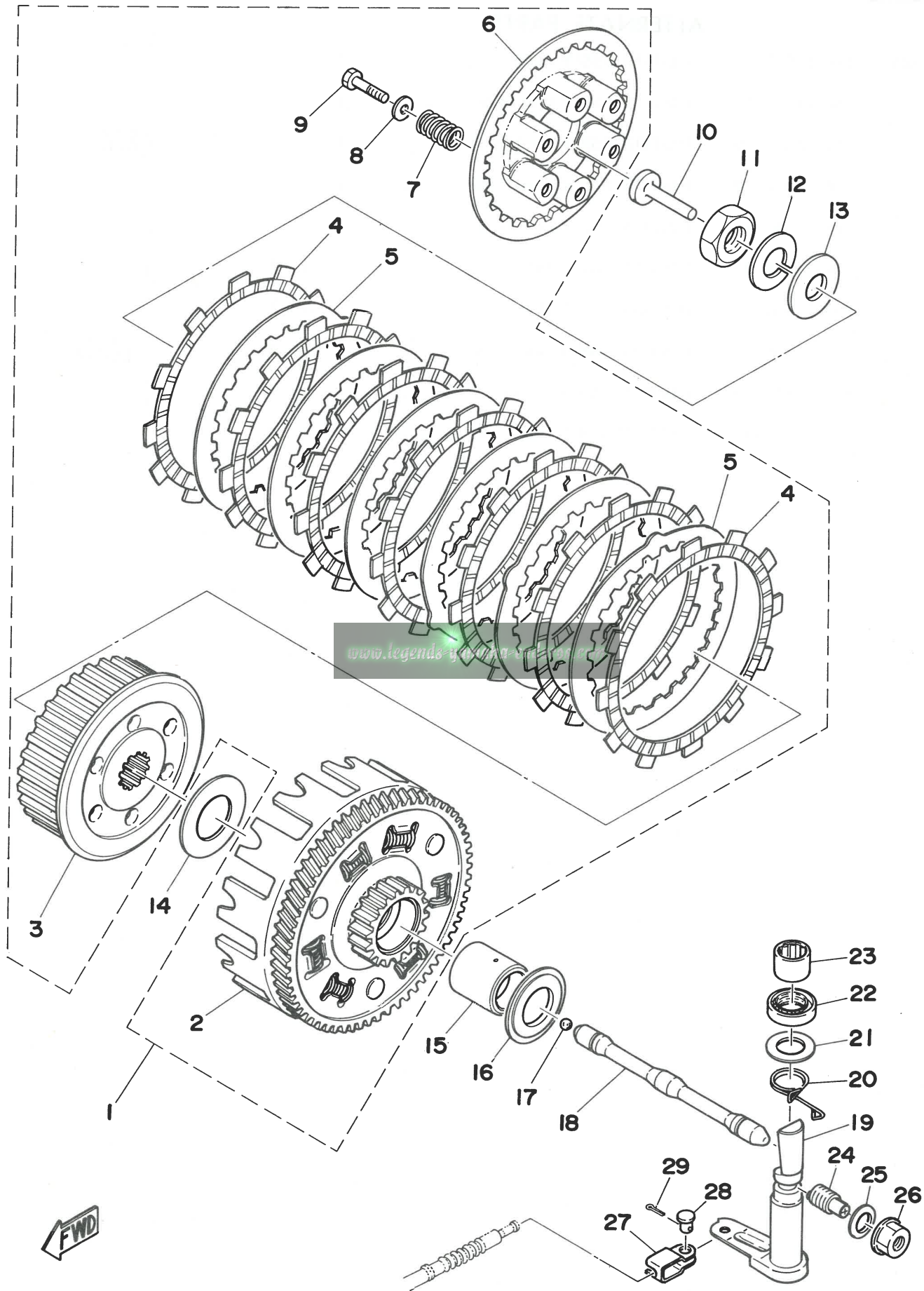
Ref. No.	Parts No.	Description	Q'ty				Applicable Machine No.	Remarks
			250B	250C	400B	400C		
4-10	93310-21870	BEARING, con-rod small end	1		1		↓	
	93310-21874	BEARING, con-rod small end	1	1	1	1		
11	214-11633-00	PIN, piston	1	1	1	1		
12	93450-20026	CLIP (604-11634-00)	2	2	2	2		
13	93306-20601	BEARING (B6206C3)	2	2				
	93306-30611	BEARING (B6306C4)			2		↓	
	93306-30615	BEARING (B6306C4)			2	2		
14	93103-30092	OIL SEAL (SW-30-55-10)	1	1	1	1		
15	90201-12178	WASHER, plate (214-11557-01)	1		1			
	90201-12535	WASHER, plate	1	1	1	1		
16	92901-12100	WASHER, spring	1	1	1	1		
17	90170-12067	NUT, hexagon (214-11555-01)	1		1		↓	
	90170-12181	NUT, hexagon	1	1	1	1		
18	93103-40091	OIL SEAL (SW-40-55-10)	1	1	1	1		
19	93210-29282	O-RING (1.9-29.5)	1	1	1	1		
20	498-16111-00	GEAR, primary drive (23T)	1		1			
	500-16111-00	GEAR, primary drive (24T) ..			1	1		
21	214-16119-00	SPRING, belleville	1	1	1	1		
22	90179-18172	NUT	1	1	1	1		
23	90280-05013	KEY, woodruff	1	1	1	1		
24	90282-07019	KEY, straight	1	1	1	1		

ALTERNATE PARTS

4-25	438-11630-00	PISTON ASS'Y (STD)	1	1		} Ref. No. 8,9,11,12
	438-11630-10	PISTON ASS'Y (1st O.S)	1	1		
	438-11630-20	PISTON ASS'Y (2nd O.S)	1	1		
	438-11630-30	PISTON ASS'Y (3rd O.S)	1	1		
	438-11630-40	PISTON ASS'Y (4th O.S)	1	1		
	500-11630-00	PISTON ASS'Y (STD)		1	1	} Ref. No. 8,9,11,12
	500-11630-10	PISTON ASS'Y (1st O.S)		1	1	
	500-11630-20	PISTON ASS'Y (2nd O.S)		1	1	
	500-11630-30	PISTON ASS'Y (3rd O.S)		1	1	
	500-11630-40	PISTON ASS'Y (4th O.S)		1	1	

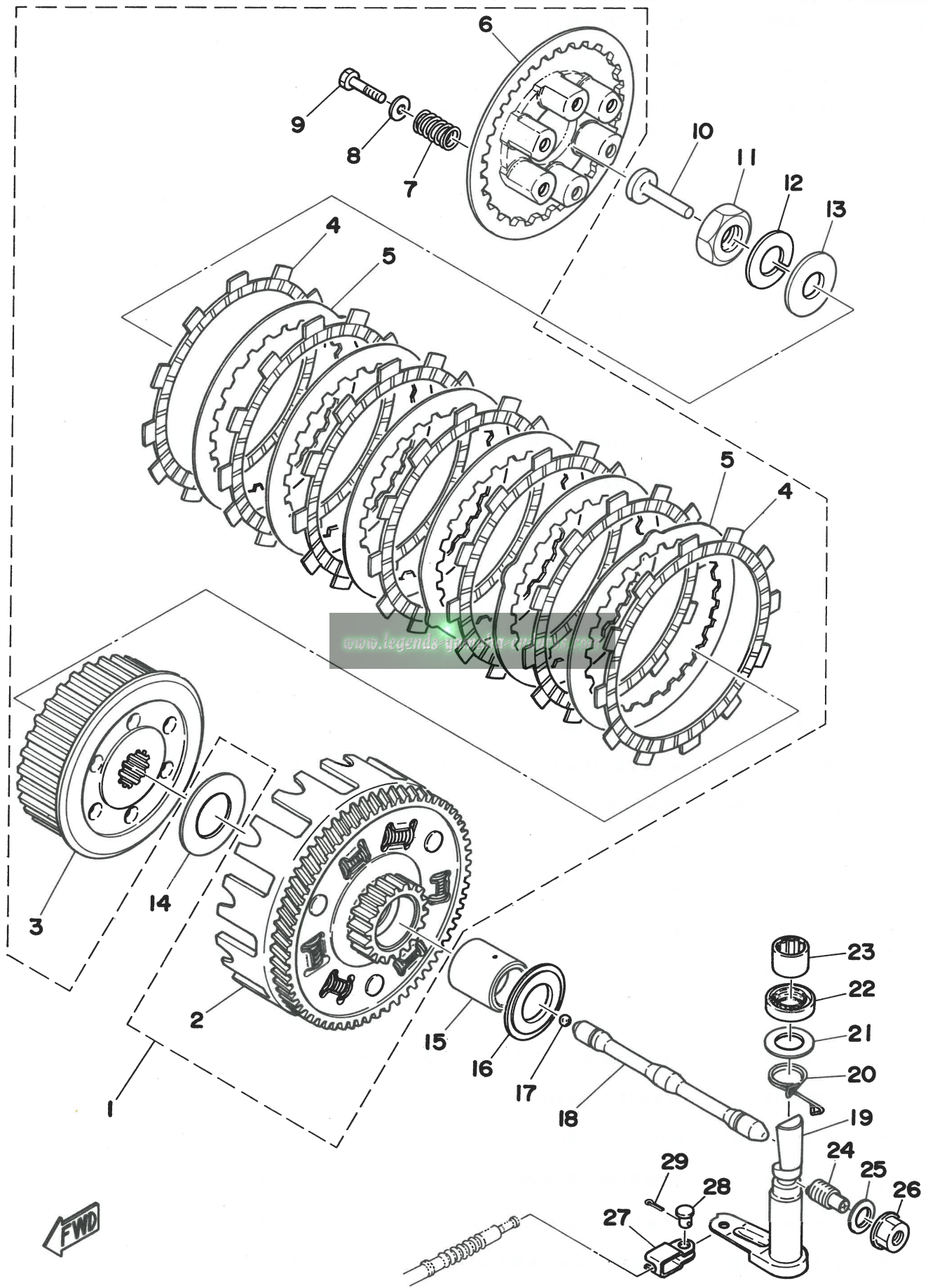


Fig. 5 CLUTCH



Ref. No.	Parts No.	Description	Q'ty				Applicable Machine No.	Remarks
			250B	250C	400B	400C		
5-	1	498-16301-00	CLUTCH ASS'Y	1	1			
		500-16301-00	CLUTCH ASS'Y			1	1	
	2	498-16150-00	. PRIMARY DRIVEN GEAR COMP.	1	1			
		500-16150-00	. PRIMARY DRIVEN GEAR COMP.			1	1	
	3	498-16371-00	. BOSS, clutch	1	1	1	1	
	4	168-16321-10	. PLATE, friction	7	7	7	7	
	5	498-16325-00	. PLATE, clutch	6	6	6	6	
	6	498-16351-00	. PLATE, pressure	1	1	1	1	
	7	90501-23138	. SPRING (168-16333-00)	6	6	6	6	
	8	90201-06058	. WASHER, plate (101-24187-00)	6		6		
		90201-06557	. WASHER, plate	6		6		
	9	90153-06010	. SCREW, crossrecess hexagon	6		6		
		90159-06010	. SCREW, with washer		6		6	
	10	174-16356-00	ROD, push	1	1	1	1	
	11	90170-18089	NUT, hexagon (156-16174-00)	1	1	1	1	
	12	92901-18100	WASHER, spring	1	1	1	1	
	13	92901-18200	WASHER, plain	1	1	1	1	
	14	170-16164-00	PLATE, thrust 2 (25-50-2)	1	1	1	1	
	15	498-16181-00	SPACER	1	1	1	1	
	16	360-16154-00	PLATE, thrust 1	1	1	1	1	
	17	93511-32027	BALL (11/32 inch)	1	1	1	1	
	18	498-16356-00	ROD, push	1		1		
		510-16356-00	ROD, push	1	1	1	1	
	19	434-16382-01	AXLE, push lever	1	1	1	1	
	20	90508-12131	SPRING, torsion (363-16345-00)	1	1	1	1	
	21	90201-17327	WASHER, plate	1	1	1	1	
	22	93102-17004	OIL SEAL (SD-17-28-6)	1	1	1	1	
	23	93315-11720	BEARING (B15000)	1	1	1	1	
	24	364-16343-00	SCREW, adjusting	1	1	1	1	
	25	90430-12036	GASKET (363-16387-00)	1	1	1	1	

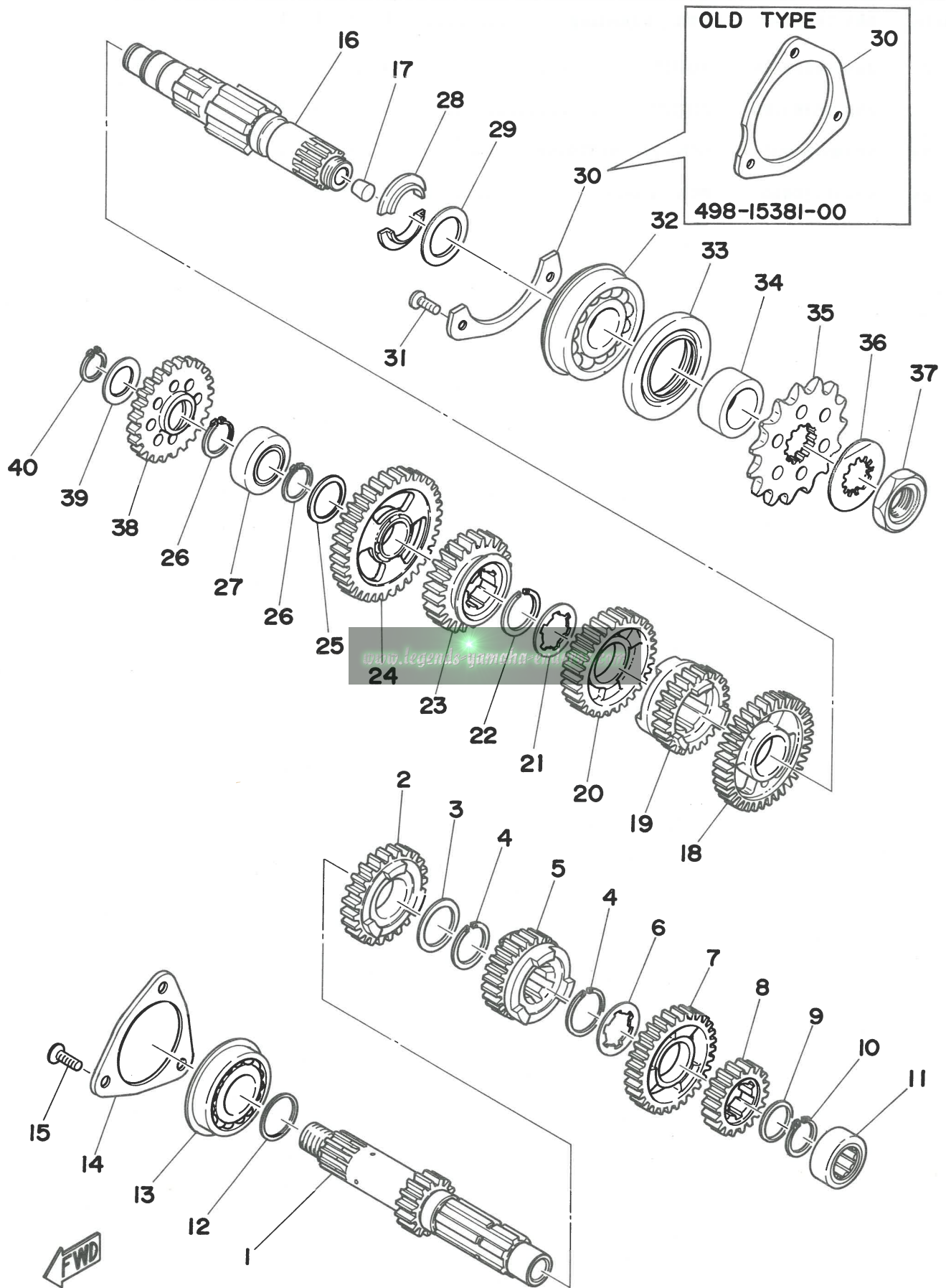
Fig. 5 CLUTCH



Ref. No.	Parts No.	Description	Q'ty				Applicable Machine No.	Remarks
			250B	250C	400B	400C		
5-26	363-16344-00	NUT, adjusting	1	1	1	1		
27	214-16389-00	JOINT	1		1		⇩	
	498-16389-00	JOINT	1	1	1	1		
28	90240-06005	PIN (214-16379-00)	1	1	1	1		
29	91401-10010	PIN, cotter	1	1	1	1		

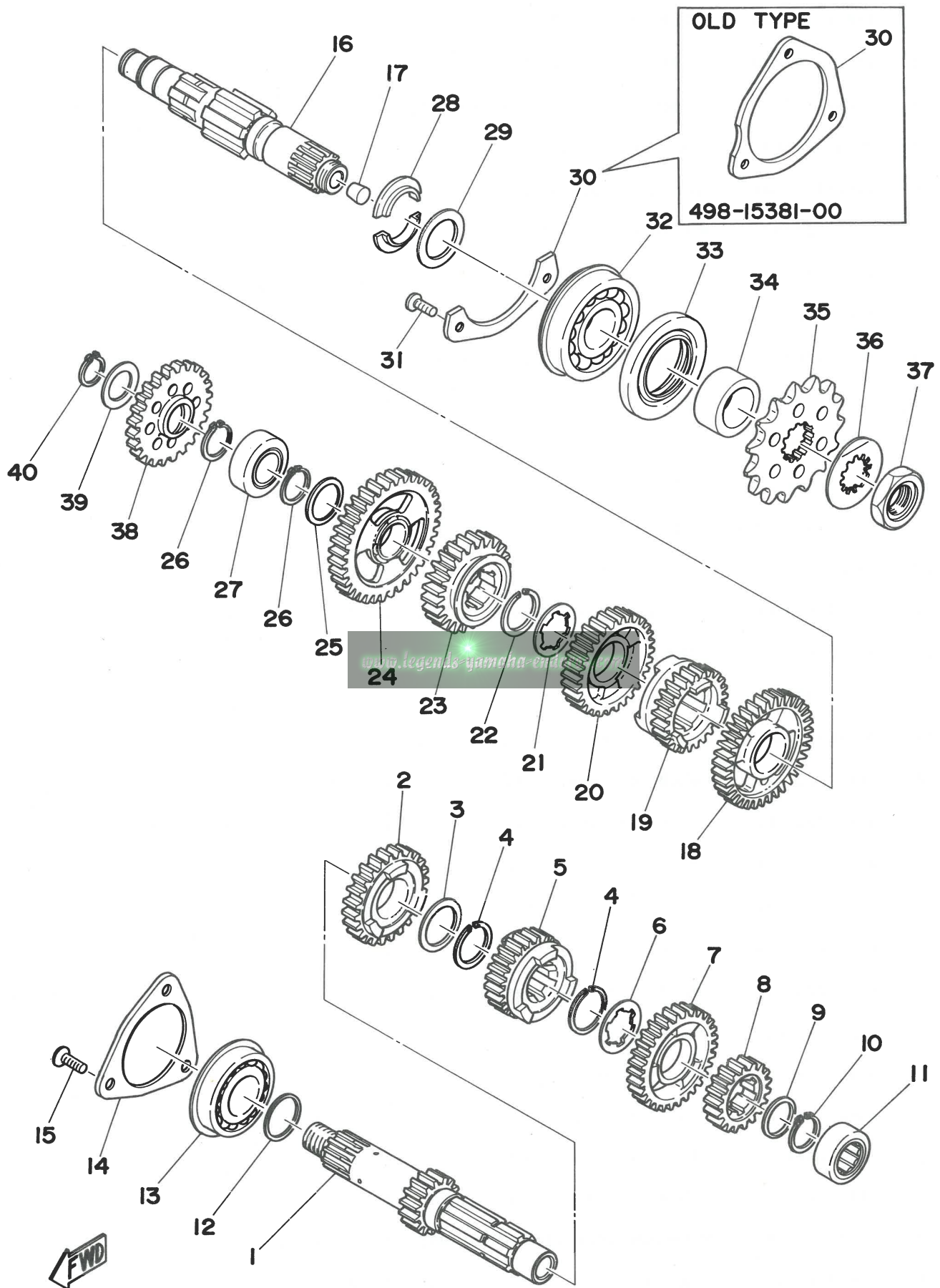
www.legends-yamaha-enduros.com

Fig. 6 TRANSMISSION



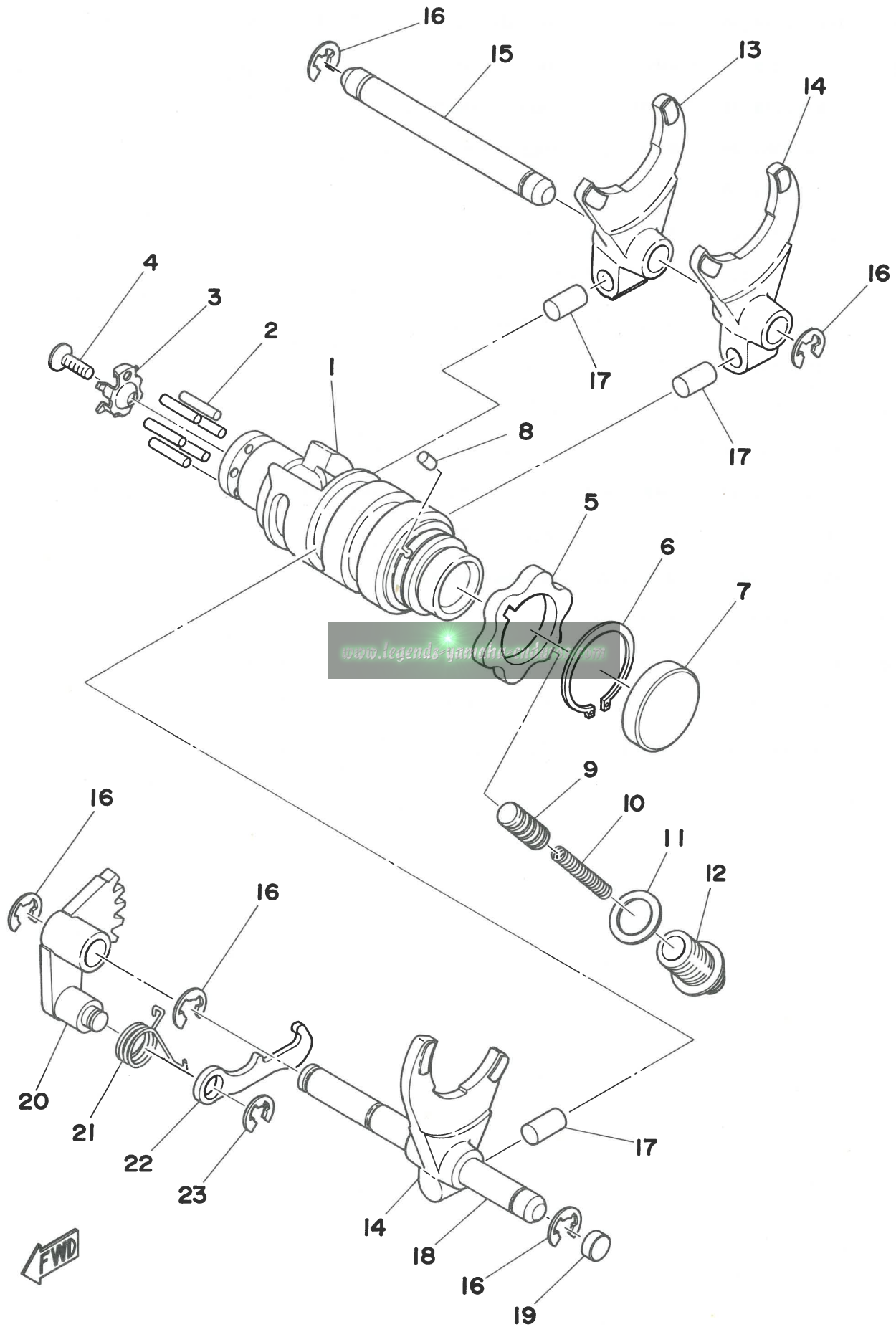
Ref. No.	Parts No.	Description	Q'ty				Applicable Machine No.	Remarks
			250B	250C	400B	400C		
6-	1	498-17411-00	AXLE, main (15T)	1	1	1	1	
	2	438-17141-00	GEAR, 4th pinion (26T)	1	1	1	1	
	3	90201-25490	WASHER, plate (152-17226-00)	1	1	1	1	
	4	93440-25019	CIRCLIP (25φ special)	2	2	2	2	
	5	438-17131-01	GEAR, 3rd pinion (23T)	1	1	1	1	
	6	90209-22082	WASHER (434-17216-00)	1	1	1	1	
	7	438-17151-00	GEAR, 5th pinion (30T)	1	1	1	1	
	8	438-17121-00	GEAR, 2nd pinion (19T)	1	1	1	1	
	9	90201-20266	WASHER, plate (132-17216-00)	1	1	1	1	
	10	93410-19015	CIRCLIP (S-19)	1	1	1	1	
	11	93311-42012	BEARING (B11000)	1	1	1	1	
	12	168-17428-01-03	SHIM, drive axle (25-30-0.3)	1	1	1	1	U.R U.R U.R U.R
		168-17428-01-05	SHIM, drive axle (25-30-0.5)					
	13	93306-20515	BEARING (B6205)	1	1	1	1	
	14	363-15383-00	PLATE, bearing cover	1	1	1	1	
	15	92701-06012	SCREW, flathead	3	3	3	3	
	16	498-17421-01	AXLE, drive	1	1	1	1	
	17	90336-11025	PLUG, taper	1	1	1	1	
	18	214-17221-10	GEAR, 2nd wheel (34T)	1				
		498-17221-00	GEAR, 2nd wheel (34T)	1	1	1	1	250 Frame No.223472~
	19	438-17251-00	GEAR, 5th wheel (23T)	1				
		498-17251-00	GEAR, 5th wheel (23T)	1	1	1	1	250 Frame No.223472~
	20	438-17231-00	GEAR, 3rd wheel (30T)	1				
		498-17231-00	GEAR, 3rd wheel (30T)	1	1	1	1	250 Frame No.223472~
	21	90209-22082	WASHER (434-17216-00)	1	1	1	1	
	22	93440-25019	CIRCLIP (25φ special)	1	1	1	1	
	23	438-17241-00	GEAR, 4th wheel (26T)	1				
		365-17241-10	GEAR, 4th wheel (26T)	1	1	1	1	
	24	214-17211-10	GEAR, 1st wheel (38T)	1	1	1	1	
	25	90201-20278	WASHER, plate (168-17116-00)	1	1	1	1	
	26	93410-19015	CIRCLIP (S-19)	2	2	2	2	
	27	93313-32008	BEARING (B13000)	1	1	1	1	

Fig. 6 TRANSMISSION



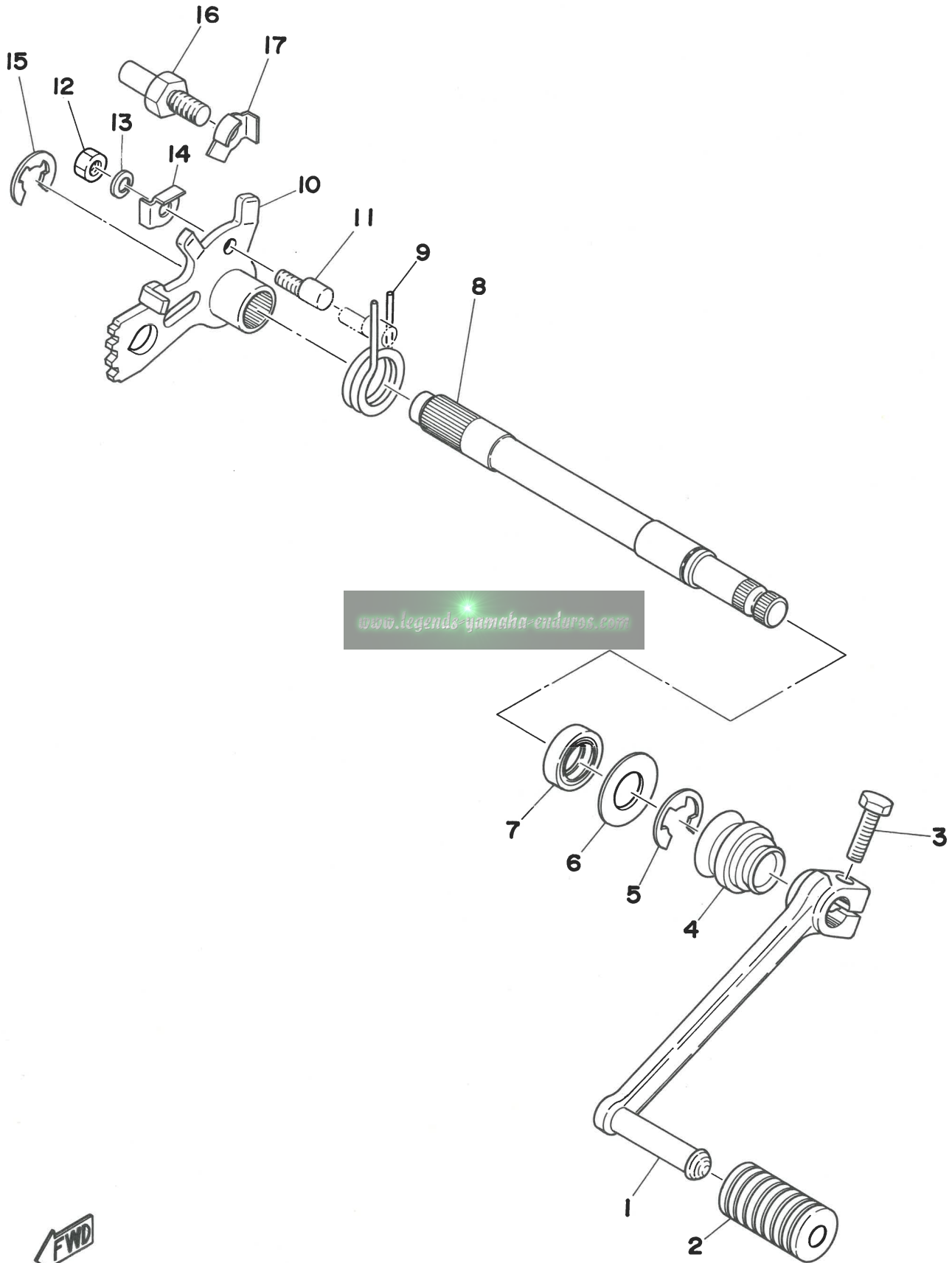
Ref. No.	Parts No.	Description	Q'ty				Applicable Machine No.	Remarks			
			250B	250C	400B	400C					
6-28	156-17429-00	SPACER, drive axle	2	2	2	2					
29	168-17428-01-03	SHIM, drive axle (25-34-0.3)	} U.R	} U.R	} U.R	} U.R					
	168-17428-01-05	SHIM, drive axle (25-34-0.5)						1	1	1	1
30	498-15381-00	PLATE, bearing cover	1		1						
	509-15381-00	PLATE, bearing cover	1	1	1	1					
31	92701-06012	SCREW, flathead	3		3						
	92701-06012	SCREW, flathead	3	3	3	3					
32	93306-30512	BEARING (B6305 special)	1	1	1	1					
33	93102-35054	OIL SEAL (SD-35-62-6)	1	1	1	1					
34	90387-25193	COLLAR (214-17462-00)	1	1	1	1					
35	214-17461-30	SPROCKET, drive (13T)	} U.R	} U.R	} U.R	} U.R	STD				
	214-17461-40	SPROCKET, drive (14T)						1	1	1	1
	214-17461-50	SPROCKET, drive (15T)						1	1	1	1
36	90215-21022	WASHER, lock (156-17464-01)	1	1	1	1					
37	90179-18020	NUT (152-17463-00)	1	1	1	1					
38	498-15651-02	GEAR, kick idle (23T)	1	1	1	1					
39	90201-17255	WASHER, plate (156-17116-00)	1	1	1	1					
40	93410-17008	CIRCLIP (S-17)	1	1	1	1					

Fig. 7 SHIFTER 1



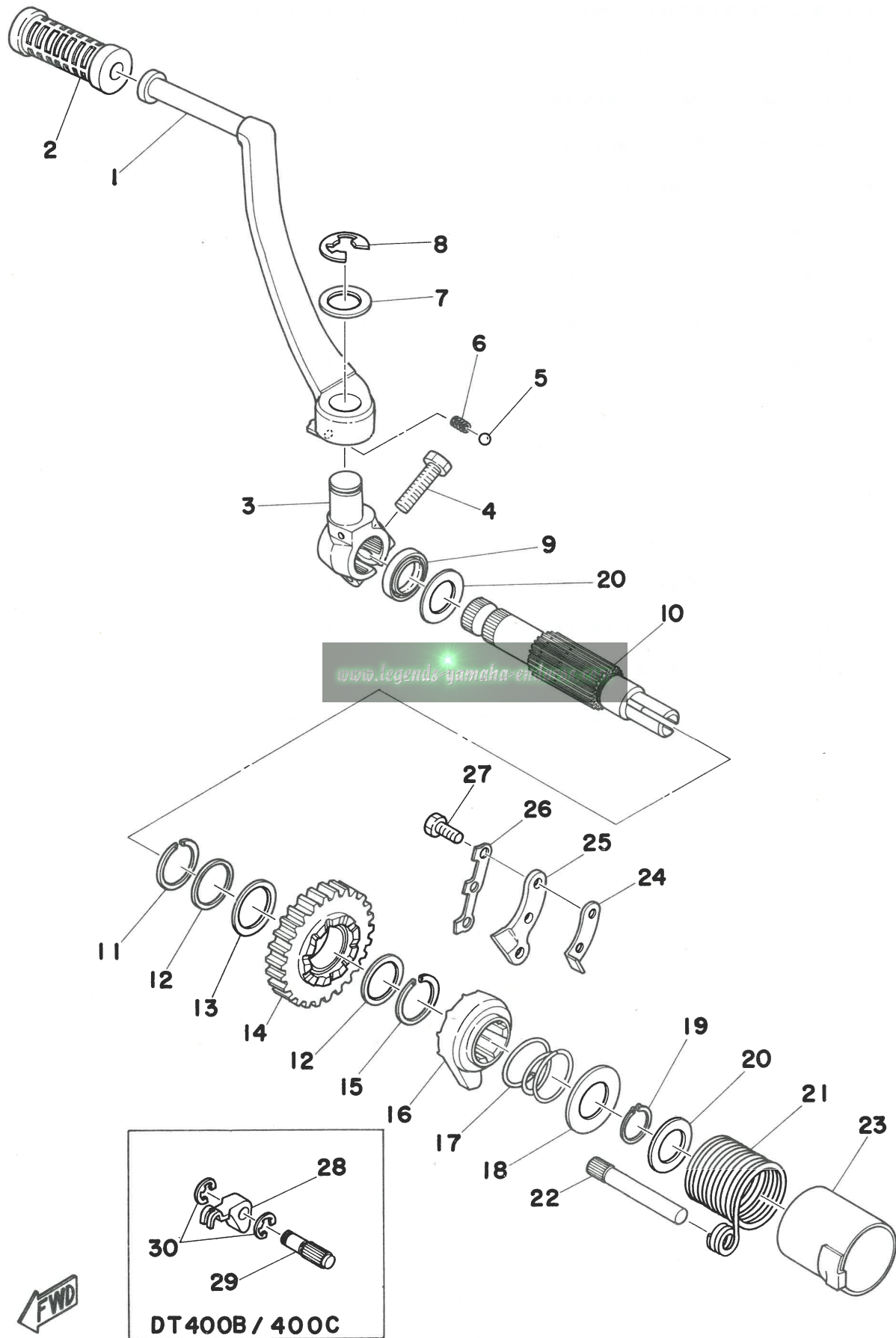
Ref. No.	Parts No.	Description	Q'ty				Applicable Machine No.	Remarks
			250B	250C	400B	400C		
7- 1	434-18541-02	CAM, shift	1	1	1	1		
2	93604-18100	PIN, dowel (4-8)	6	6	6	6		
3	434-18561-00	PLATE, side	1	1	1	1		
4	98701-05012	SCREW, flathead	1	1	1	1		
5	360-18141-01	PLATE, stopper	1	1	1	1		
6	93410-30012	CIRCLIP (S-30)	1	1	1	1		
7	90338-32031	PLUG (214-18533-00)	1	1	1	1		
8	93604-08071	PIN, dowel (4-8)	1	1	1	1		
9	278-18547-02	STOPPER, cam	1	1	1	1		
10	90501-10062	SPRING (278-18557-00)	1	1	1	1		
11	137-15353-00	GASKET, drain plug	1	1	1	1		
12	90149-14031	SCREW (278-18577-03)	1				▽	
	90109-14223	BOLT	1				▽	
	90109-14390	BOLT	1	1	1	1		
13	363-18511-00	FORK, shift 1	1	1	1	1		
14	364-18511-00	FORK, shift <i>legenda-garaha-vidara-2</i>	2	2	2	2		
15	363-18535-00	BAR, shift fork guide 2	1	1	1	1		
16	93430-08006	CIRCLIP (E-8)	5	5	5	5		
17	90250-08017	PIN, straight (278-18552-00)	3	3	3	3		
18	363-18531-00	BAR, shift fork guide 1	1	1	1	1		
19	90338-10063	PLUG, blind	1	1	1	1		
20	434-18122-00	LEVER, change 2	1	1	1	1		
21	90508-08008	SPRING, torsion (363-18123-00)	1	1	1	1		
22	498-18151-02	LEVER, change 3	1	1	1	1		
23	93430-07012	CIRCLIP (E-7)	1	1	1	1		

Fig. 8 SHIFTER 2



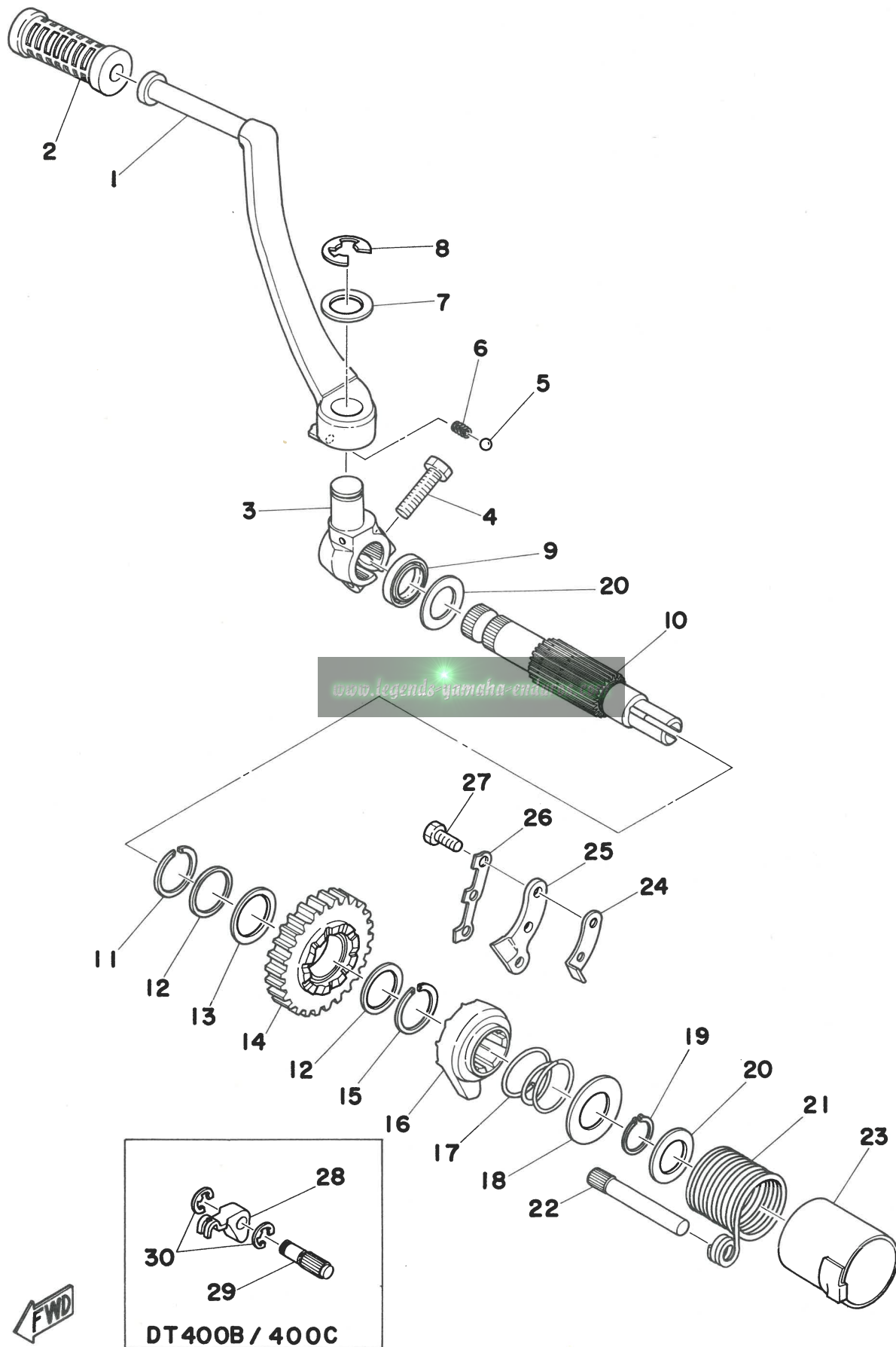
Ref. No.	Parts No.	Description	Q'ty				Applicable Machine No.	Remarks
			250B	250C	400B	400C		
8-	1	438-18111-00-93 PEDAL, change	1	1	1	1		
	2	132-18113-01 COVER, change pedal	1	1	1	1		
	3	97321-06020 BOLT, hexagon	1	1	1	1		
	4	214-18131-00 BOOT, sealing	1	1	1	1		
	5	93430-12009 CIRCLIP (E-12)	1	1	1	1		
	6	90201-14220 WASHER, plate (248-18137-00)	1	1	1	1		
	7	93109-14005 OIL SEAL (SDO-12-24-6)	1	1	1	1		
	8	363-18125-00 SHAFT, change	1	1	1	1		
	9	90508-32052 SPRING, torsion (214-18124-00)	1	1	1	1		
	10	434-18121-00 LEVER, change 1	1	1	1	1		
	11	90149-06017 SCREW (214-18186-00)	1	1	1	1		
	12	95301-06600 NUT, hexagon	1	1	1	1		
	13	92901-06100 WASHER, spring	1	1	1	1		
	14	90215-06016 WASHER, lock	1	1	1	1		
	15	93430-10016 CIRCLIP (E-10)	1	1	1	1		
	16	278-18127-00 SCREW, stopper	1	1	1	1		
	17	90215-08015 WASHER, lock (214-18139-02)	1	1	1	1		

Fig. 9 KICK STARTER



Ref. No.	Parts No.	Description	Q'ty				Applicable Machine No.	Remarks			
			250B	250C	400B	400C					
9- 1	498-15611-00-93	CRANK, kick	1	1	1	1					
2	156-15618-01	COVER, kick lever	1	1	1	1					
3	498-15621-00-91	BOSS, kick crank	1	1	1	1					
4	97311-08030	BOLT, hexagon	1	1	1	1					
5	93507-32009	BALL (7/32 inch)	1	1	1	1					
6	90501-12081	SPRING (278-15622-00)	1	1	1	1					
7	90201-15234	WASHER, plate (278-15613-00)	1	1	1	1					
8	93430-10016	CIRCLIP (E-10)	1	1	1	1					
9	93109-20014	OIL SEAL (SDO-20-30-4.5) ..	1	1	1	1					
10	498-15661-00	AXLE, kick	1	1	1	1					
11	93440-25027	CIRCLIP (25φ special)	1	1	1	1					
12	90201-25287	WASHER, plate	2	2	2	2					
13	156-17417-00-01	SHIM (25.1-31-0.1)	}	U.R	U.R	U.R	U.R				
	156-17417-00-02	SHIM (25.1-31-0.2)						1	1	1	1
	156-17417-00-03	SHIM (25.1-31-0.3)									
14	363-15641-00	GEAR, kick (26T)	1	1	1	1					
15	93440-25019	CIRCLIP (25φ special)	1	1	1	1					
16	363-15671-01	WHEEL, ratchet	1	1	1	1					
17	90501-23143	SPRING (363-15675-00)	1	1	1	1					
18	363-15676-00	COVER, spring	1	1	1	1					
19	93410-19015	CIRCLIP (S-19)	1	1	1	1					
20	90201-20278	WASHER, plate (168-17116-00)	2	2	2	2					
21	90508-32060	SPRING, torsion (363-15665-00)	1	1	1	1					
22	364-15668-00	STOPPER, kick spring	1	1	1	1					
23	498-15664-00	GUIDE, spring	1	1	1	1					
24	434-15668-00	STOPPER	1	1	1	1					
25	363-15674-00	GUIDE, ratchet wheel	1	1	1	1					
26	363-15686-00	WASHER, lock	1	1	1	1					
27	97310-06015	BOLT, hexagon	3	3	3	3					
28	363-15656-00	LINK			1	1					

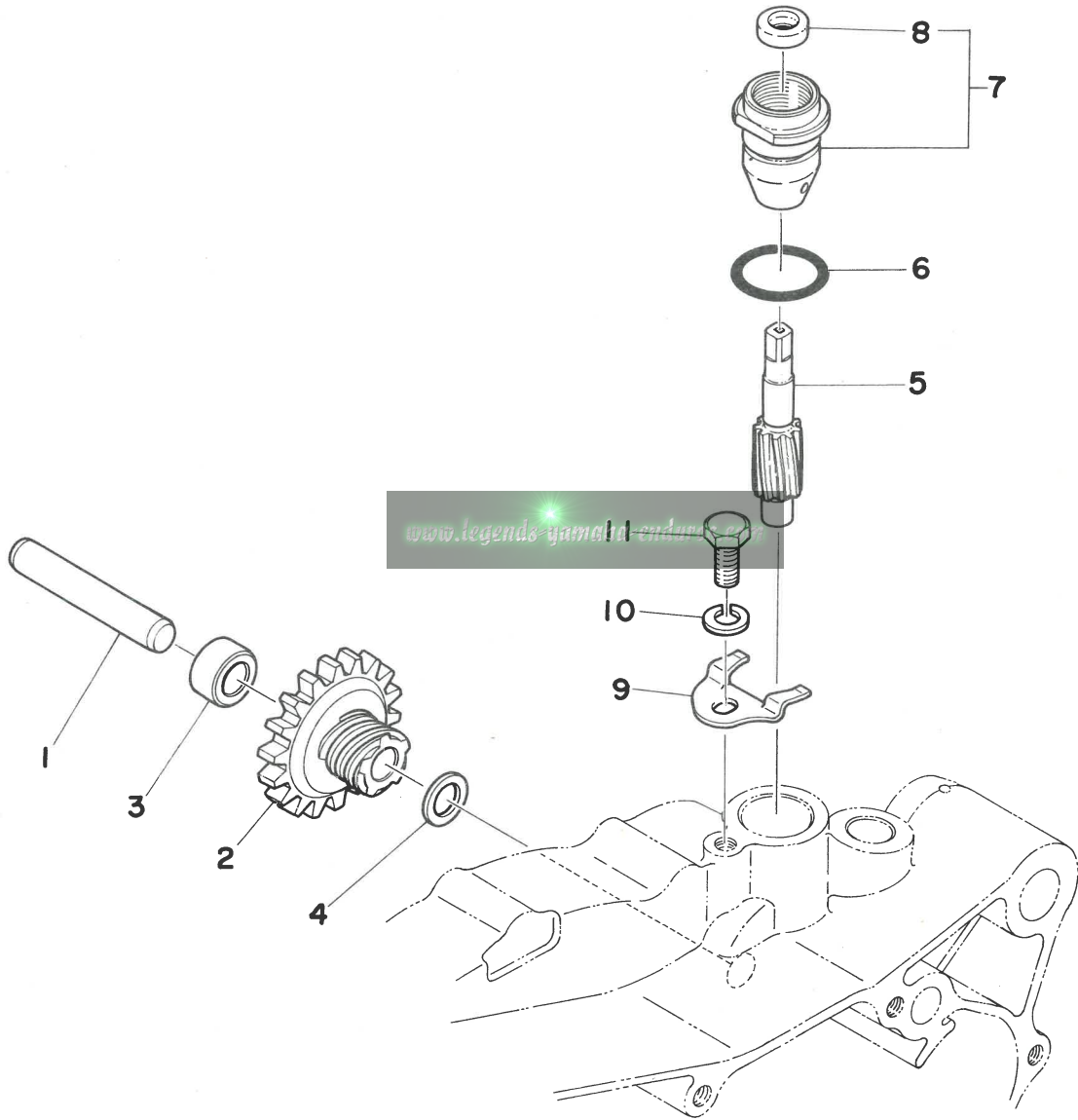
Fig. 9 KICK STARTER



Ref. No.	Parts No.	Description	Q'ty				Applicable Machine No.	Remarks
			250B	250C	400B	400C		
9-29	363-15659-00	AXLE			1	1		
30	93430-07020	CIRCLIP (E-7)			2		⇩	
	93430-07012	CIRCLIP (E-7)			2	2		

www.legends-yamaha-enduros.com

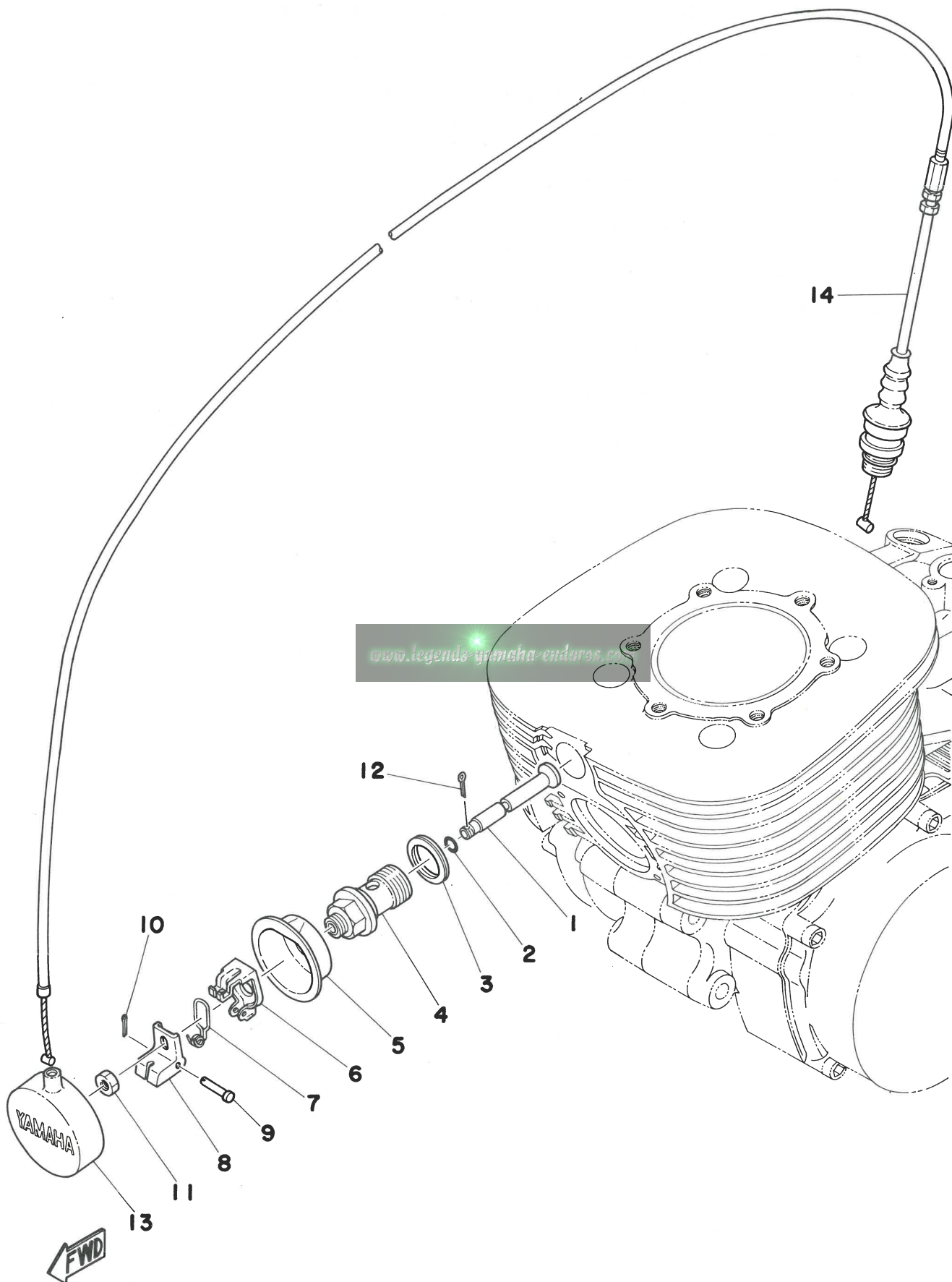
Fig. 10 TACHOMETER GEAR



Ref. No.	Parts No.	Description	Q'ty				Applicable Machine No.	Remarks
			250B	250C	400B	400C		
10- 1	438-17861-00	AXLE, drive gear	1	1	1	1		
2	438-17831-00	GEAR, drive	1	1	1	1		
3	90387-10087	COLLAR (248-17839-01)	1	1	1	1		
4	248-17837-00	SHIM (10.2-16-1.0)	1	1	1	1		
5	214-17841-01	GEAR, driven	1	1	1	1		
6	93210-17239	O-RING (2.0-16.8)	1	1	1	1		
7	438-17811-00	HOUSING	1	1	1	1		
8	93104-07036	. OIL SEAL (SO-7-13-4)	1	1	1	1		
9	438-17812-00	STOPPER	1	1	1	1		
10	92901-06100	WASHER, spring	1	1	1	1		
11	97321-06015	BOLT, hexagon	1	1	1	1		

www.legends-yamaha-enduros.com

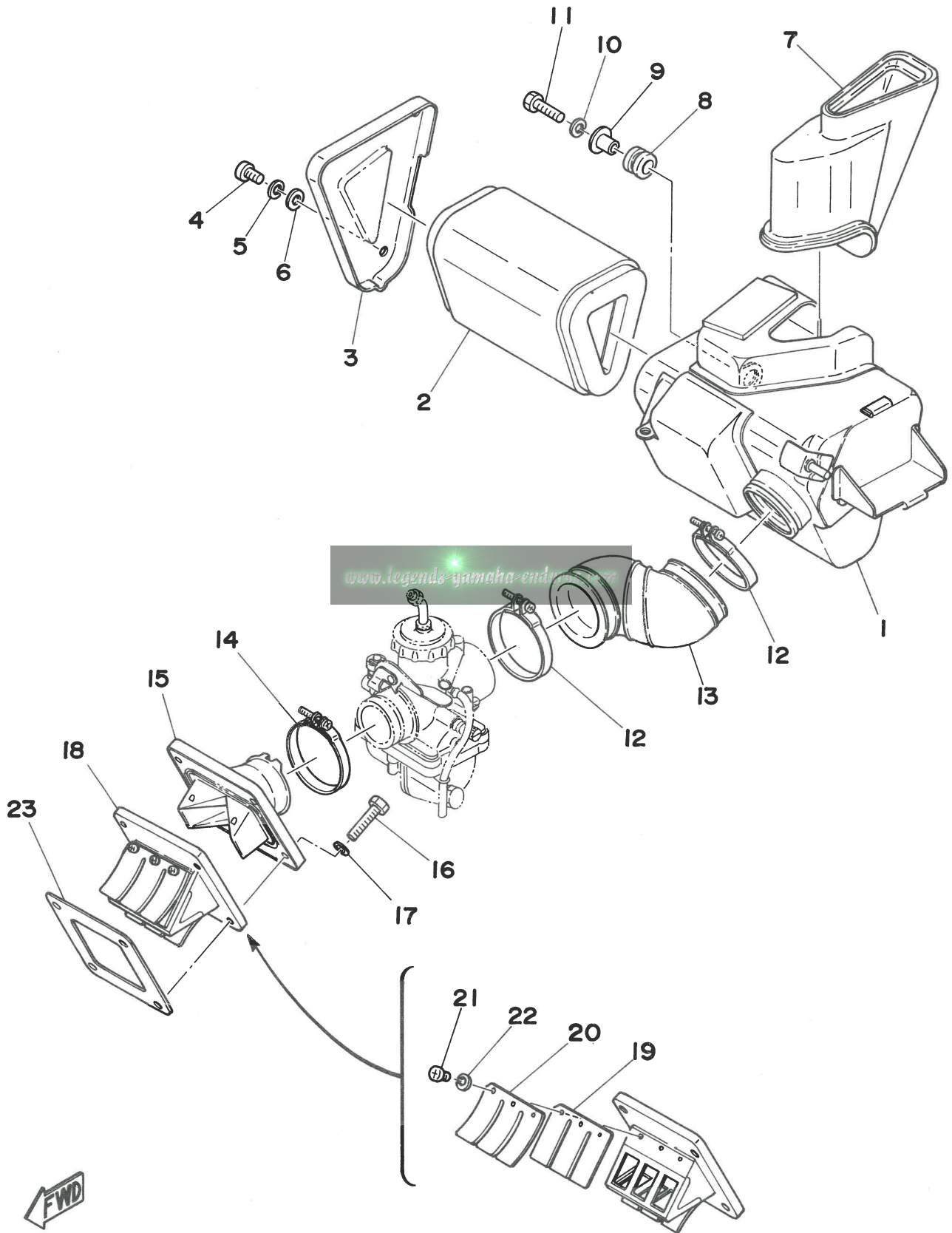
Fig. 11 DECOMPRESSION VALVE (DT400B,DT400C)



Ref. No.	Parts No.	Description	Q'ty		Applicable Machine No.	Remarks
			400B	400C		
11- 1	363-12281-01	VALVE, decompression	1	1		
2	93210-05215	O-RING (3.5-5.2)	1	1		
3	363-11198-00	GASKET	1	1		
4	363-12283-01	BRACKET, decompression ..	1	1		
5	363-12279-01	PLATE	1	1		
6	363-12273-00	HOLDER, wire	1	1		
7	90508-10010	SPRING, torsion (363-12287-00)	1	1		
8	363-12282-00	LEVER, decompression	1	1		
9	90240-03003	PIN, with hole (363-12284-00)	1	1		
10	91401-16010	PIN, cotter	1	1		
11	95301-05700	NUT, hexagon	1	1		
12	91401-16010	PIN, cotter	1	1		
13	275-12278-00	COVER, decompression	1	1		
14	363-12292-01	WIRE, decompression	1	1		

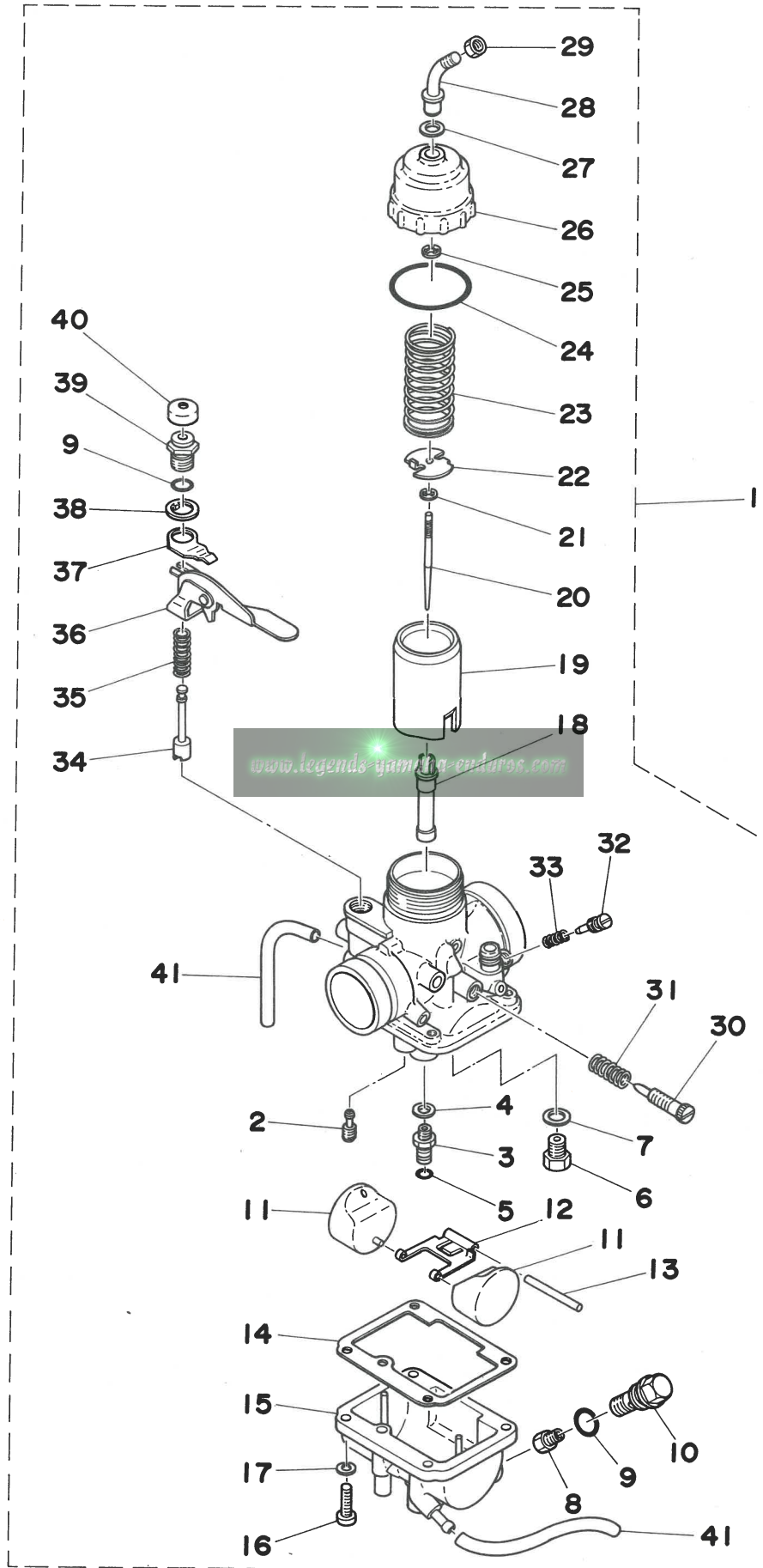
www.legends-yamaha-enduros.com

Fig. 12 INTAKE



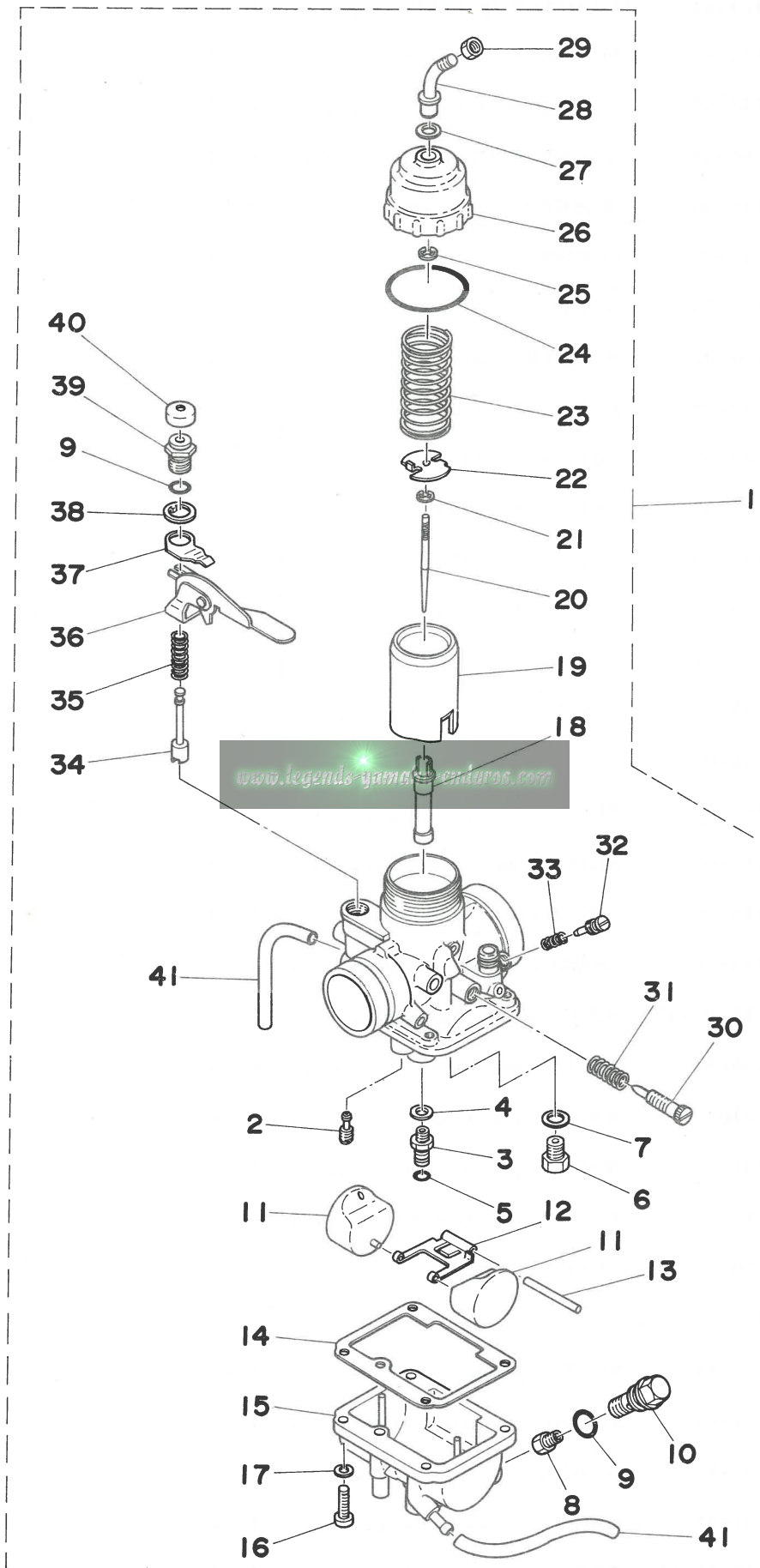
Ref. No.	Parts No.	Description	Q'ty				Applicable Machine No.	Remarks
			250B	250C	400B	400C		
12- 1	438-14411-00	CASE, air cleaner	1		1		⇩	
	438-14411-01	CASE, air cleaner	1	1	1	1		
2	438-14451-01	ELEMENT, air cleaner	1	1	1	1		
3	438-14412-00	CAP, case	1	1	1	1		
4	92501-06012	SCREW, panhead	3	3	3	3		
5	92901-06100	WASHER, spring	3	3	3	3		
6	92901-06200	WASHER, plain	3	3	3	3		
7	438-14437-00	DUCT	1	1	1	1		
8	90480-14102	GROMMET (214-21717-00) ...	1	1	1	1		
9	90387-07391	COLLAR (437-21633-00)	1	1	1	1		
10	92901-06100	WASHER, spring	1	1	1	1		
11	97301-06025	BOLT, hexagon	1	1	1	1		
12	90460-54062	BAND (308-14455-00)	2	2	2	2		
13	498-14453-01	JOINT, air cleaner	1	1				
	500-14453-01	JOINT, air cleaner			1	1		
14	90460-43053	BAND (304-14455-70)			1			
	90460-51059	BAND (304-14455-00)			1	1		
15	498-13565-02	JOINT, carburetor	1	1				
	500-13565-01	JOINT, carburetor			1	1		
16	97321-06030	BOLT, hexagon	4		4		⇩	
	97321-06025	BOLT, hexagon	4	4	4	4		
17	92901-06100	WASHER, spring	4	4	4	4		
18	363-13610-00	REED VALVE ASS'Y	1	1	1	1		
19	363-13613-00	. VALVE, reed	2	2	2	2		
20	363-13616-00	. STOPPER, reed valve	2	2	2	2		
21	98512-03008	. SCREW, panhead	6	6	6	6		
22	92901-03100	. WASHER, spring	6	6	6	6		
23	363-13621-00	PACKING, valve seat	1	1	1	1		

Fig. 13 CARBURETOR(DT250B,DT250C)



Ref. No.	Parts No.	Description	Q'ty		Applicable Machine No.	Remarks
			250B	250C		
13- 1	498-14101-61	CARBURETOR ASS'Y	1		
	498-14101-62	CARBURETOR ASS'Y	1		
2	193-14142-50	. JET, pilot (#50)	1	1	
3	168-14190-25	. VALVE SEAT ASS'Y (#2.5)	..	1	1	
4	214-14195-00	. WASHER, valve seat	2	2	
5	214-14147-00	. O-RING	1	1	
6	276-14145-00	. SETTER, needle jet	1	1	
7	137-14153-00	. WASHER, main jet	1	1	
8	137-14143-28	. JET, main (#140)	} U.R 1		STD
	137-14143-30	. JET, main (#150)			
	137-14143-32	. JET, main (#160)			
	137-14143-30	. JET, main (#150)	} U.R 1		STD
	137-14143-32	. JET, main (#160)			
	137-14143-34	. JET, main (#170)			
9	93220-09001	. O-RING (1.78-9.25)	2	2	
10	493-14166-00	. BOLT, banjo	1	1	
11	280-14185-00	. FLOAT	2	2	
12	280-14187-00	. ARM, float	1	1	
13	137-14186-00	. PIN, float	1	1	
14	360-14184-00	. GASKET, float chamber	1	1	
15	498-14181-00-33	. BODY, float chamber	1	1	Yamaha Black
16	98503-04015	. SCREW, panhead	4	4	
17	92901-04100	. WASHER, spring	4	4	
18	278-14141-34	. NOZZLE, main (#0-4)	1	1	
19	498-14112-30	. VALVE, throttle (#3.0)	1	1	
20	644-14116-21	. NEEDLE (5F21-4)	1	1	
21	164-14137-00	. CLIP	1	1	
22	401-14136-00	. SEAT, spring	1	1	
23	248-14131-00	. SPRING, throttle valve	1	1	
24	361-14147-00	. O-RING	1	1	
25	363-14137-00	. CLIP	1	1	
26	498-14158-00-33	. TOP, mixing chamber	1	1	Yamaha Black

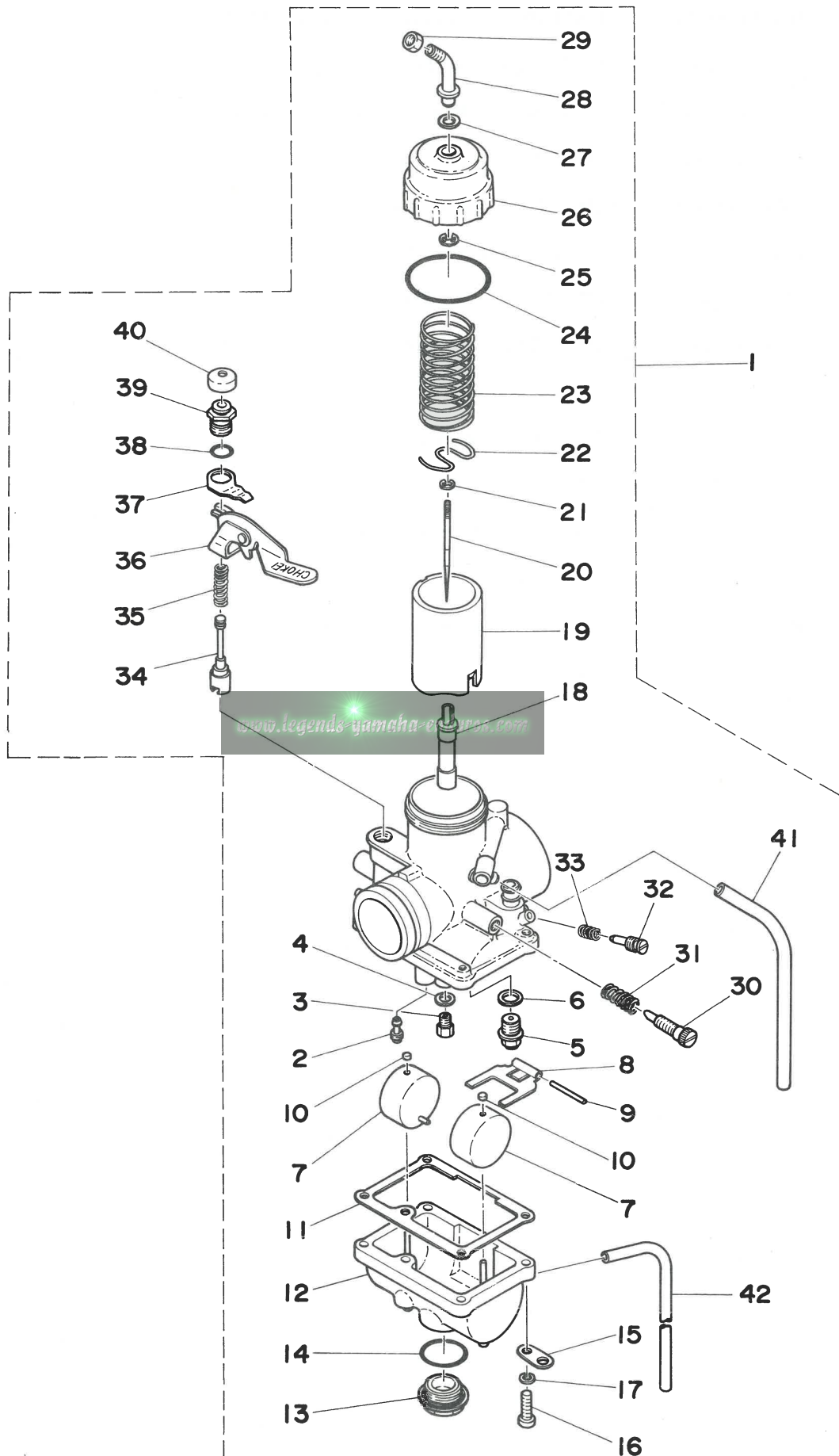
Fig.13 CARBURETOR(DT250B,DT250C)



Ref. No.	Parts No.	Description	Q'ty		Applicable Machine No.	Remarks
			250B	250C		
13-27	363-14198-00	. PACKING	1	1		
28	363-14155-00	. TUBE, guide wire	1	1		
29	127-14161-00	. NUT, wire adjusting	1	1		
30	275-14122-00	. SCREW, throttle stop	1	1		
31	137-14133-00	. SPRING, throttle stop	1	1		
32	152-14123-00	. SCREW, air adjusting	1	1		
33	127-14134-00	. SPRING, air adjusting	1	1		
34	278-14171-00	. PLUNGER, starter	1	1		
35	256-14135-00	. SPRING, plunger	1	1		
36	360-14175-00	. LEVER, starter left	1	1		
37	170-14178-00	. PLATE, starter lever	1	1		
38	132-14179-00	. WASHER, starter lever	1	1		
39	278-14174-00	. CAP, plunger	1	1		
40	802-14173-00	. COVER, plunger cap	1	1		
41	439-14197-00	. PIPE	2	2		

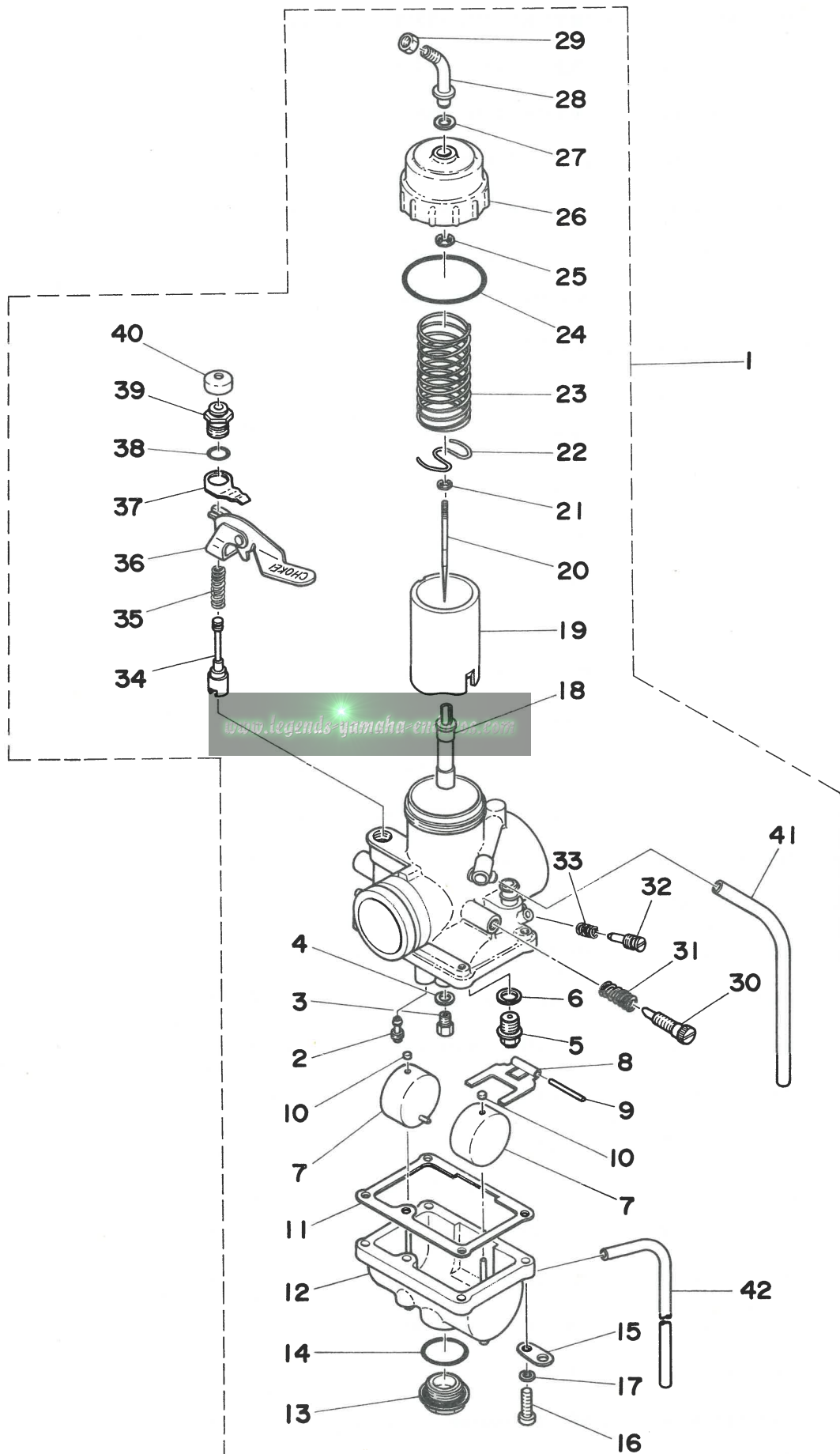
www.legends-yamaha-enduros.com

Fig.14 CARBURETOR(DT400B,DT400C)



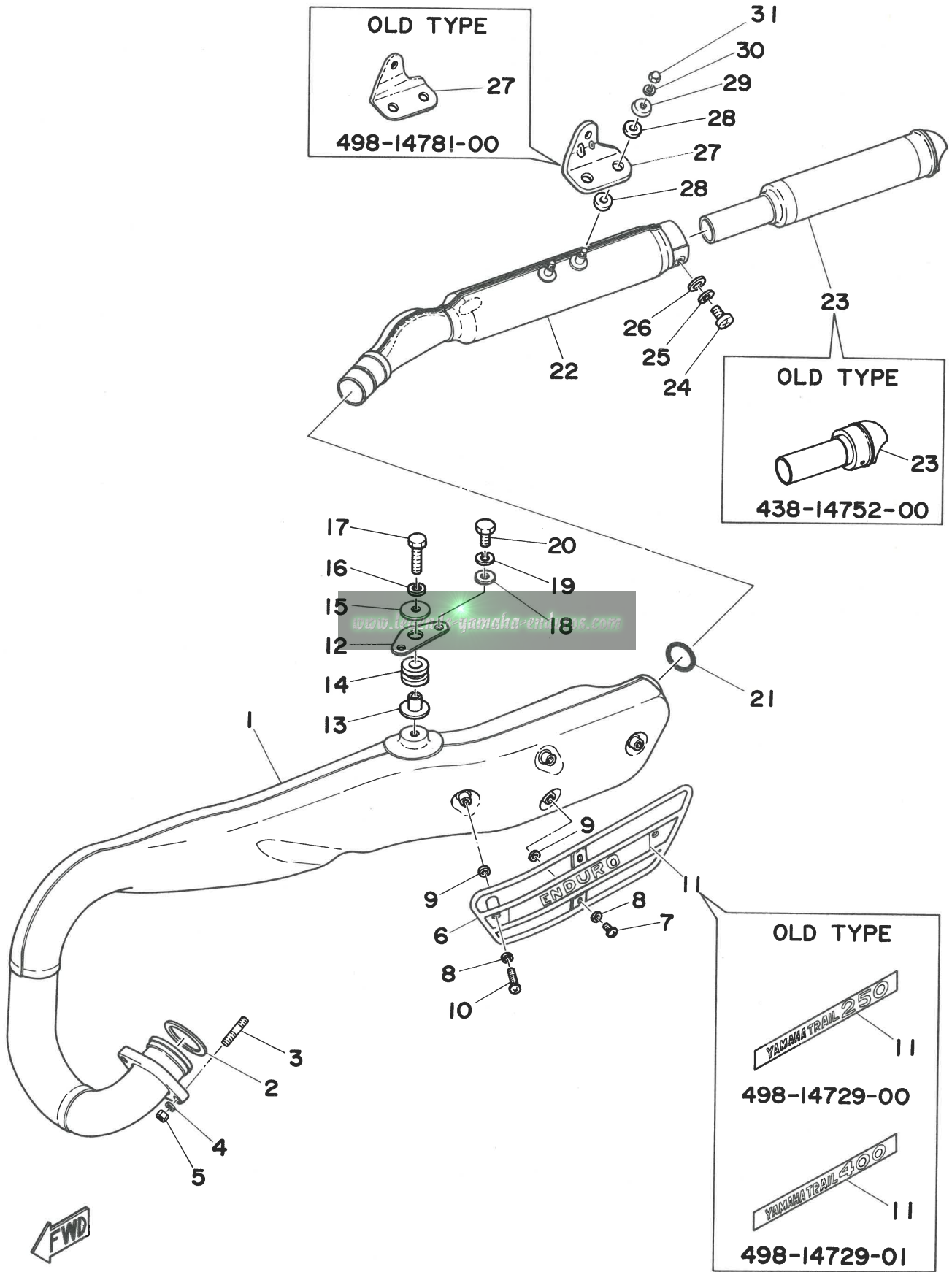
Ref. No.	Parts No.	Description	Q'ty		Applicable Machine No.	Remarks
			400B	400C		
14- 1	500-14101-60	CARBURETOR ASS'Y	1		
	500-14101-61	CARBURETOR ASS'Y	1		
	500-14101-62	CARBURETOR ASS'Y	1		
2	193-14142-50	. JET, pilot (#50)	1		
	193-14142-40	. JET, pilot (#40)	1	1	
3	500-14190-25	. VALVE SEAT ASS'Y (#2.5)	..	1	1	
4	136-14195-00	. WASHER, valve seat	1		
	239-14195-00	. WASHER, valve seat	1	1	
5	137-14143-32	. JET, main (#160)	} U.R U.R 1 1		STD
	137-14143-34	. JET, main (#170)			
	137-14143-36	. JET, main (#180)			
6	137-14153-00	. WASHER, main jet	1	1	
7	275-14185-00	. FLOAT	2	2	
8	214-14187-00	. ARM, float	1	1	
9	127-14186-00	. PIN, float	1	1	
10	214-14118-00	. CAP	2	2	
11	500-14184-00	. GASKET, float chamber	1	1	
12	500-14181-00-33	. BODY, float chamber	1	1	Yamaha Black
13	500-14115-00	. PLUG, screw	1	1	
14	93210-18283	. O-RING (1.5-17.5)	1	1	
15	500-14146-00	. PLATE	1	1	
16	98503-04015	. SCREW, panhead	4	4	
17	92901-04100	. WASHER, spring	4	4	
18	239-14141-40	. NOZZLE, main (#P-0)	1		
	239-14141-38	. NOZZLE, main (#O-8)	1	1	
19	500-14112-20	. VALVE, throttle (#2.0)	1		
	500-14112-30	. VALVE, throttle (#3.0)	1	1	
20	275-14116-02	. NEEDLE (#6DM2-3)	1	1	
	239-14116-09	. NEEDLE (#6F9-4)	1	1	
21	164-14137-00	. CLIP	1	1	
22	239-14136-00	. SEAT, spring	1	1	
23	363-14131-00	. SPRING, throttle valve	1	1	

Fig.14 CARBURETOR(DT400B,DT400C)



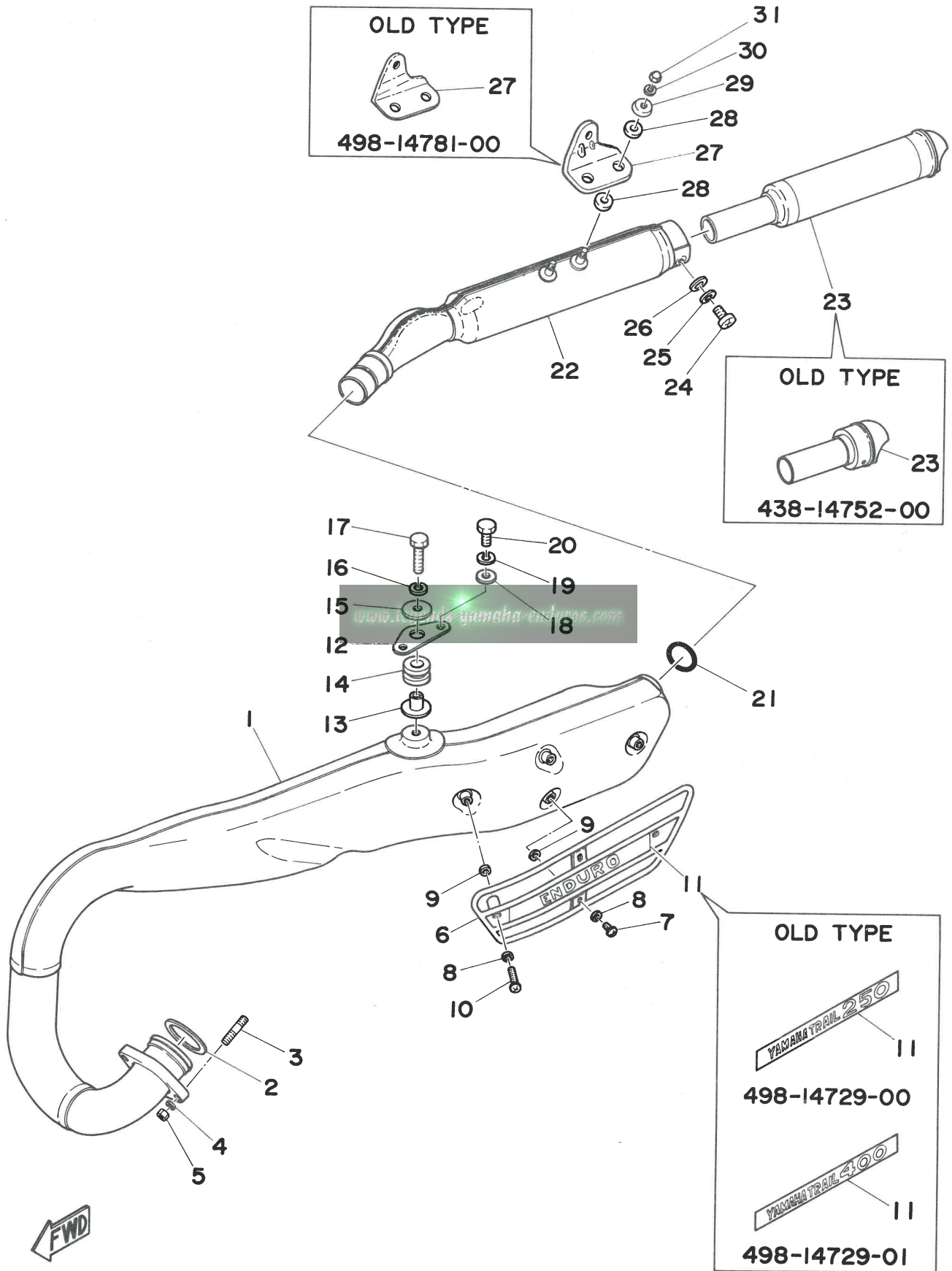
Ref. No.	Parts No.	Description	Q'ty		Applicable Machine No.	Remarks
			400B	400C		
14-24	93210-40284	. O-RING (2.0-40)	1	1		
25	363-14137-00	. CLIP	1	1		
26	500-14158-00-33	. TOP, mixing chamber	1	1		Yamaha Black
27	363-14198-00	. PACKING	1	1		
28	493-14155-00	. TUBE, guide cable	1	1		
29	127-14161-00	. NUT, wire adjusting	1	1		
30	204-14122-00	. SCREW, throttle stop	1	1		
31	137-14133-00	. SPRING, throttle stop	1	1		
32	152-14123-00	. SCREW, air adjusting	1	1		
33	127-14134-00	. SPRING, air adjusting	1	1		
34	174-14171-00	. PLUNGER, starter	1	1		
35	500-14135-00	. SPRING, plunger	1	1		
36	275-14175-00	. LEVER, starter left	1	1		
37	275-14178-00	. PLATE, starter lever	1	1		
38	93210-09285	. O-RING (1.5-8.5)	1	1		
39	500-14174-00	. CAP, plunger	1	1		
40	802-14173-00	. COVER, plunger cap	1	1		
41	313-14197-00	. PIPE, air vent (3.5-175) ...	1	1		
42	214-14197-00	. PIPE, over flow (3-140)	1	1		

Fig. 15 EXHAUST



Ref. No.	Parts No.	Description	Q'ty				Applicable Machine No.	Remarks
			250B	250C	400B	400C		
15- 1	498-14610-00	EXHAUST PIPE ASS'Y	1				⇩
	498-14610-01	EXHAUST PIPE ASS'Y	1	1	250 Frame No.200815~	Use this parts with Ref. No.15-3,4,5 as a set	
	500-14610-00	EXHAUST PIPE ASS'Y		1			⇩
	500-14610-01	EXHAUST PIPE ASS'Y		1	1400 Frame No.008894~	Use this parts with Ref. No.15-3,4,5 as a set	
2	214-14613-00	GASKET, exhaust pipe	1	1	1	1	
3	90116-06146	BOLT, stud	2	2			
	90116-06216	BOLT, stud	2	2	2	250 Frame No.200815~ 400 Frame No. 008894~	
4	92901-08100	WASHER, spring	2	2			
	92901-06100	WASHER, spring	2	2	2	250 Frame No.200815~ 400 Frame No.008894~	
5	95301-08600	NUT, hexagon	2	2			
	95301-06600	NUT, hexagon	2	2	2	250 Frame No.200815~ 400 Frame No.008894~	
6	498-14718-00-93	PROTECTOR, muffler	1	1	1	1	
7	91903-06012	SCREW, bind	3	3	3	3	
8	90202-06010	WASHER, plate (178-14766-00)	4	4	4	4	
9	90202-05005	WASHER, plate (214-14766-00)	4	4	4	4	
10	91903-06035	SCREW, bind	1	1	1	1	
11	498-14729-00	EMBLEM, protector	1				
	498-14729-01	EMBLEM, enduro		1			
	500-14729-00	EMBLEM, protector			1		
	498-14729-01	EMBLEM, enduro				1	
12	437-14771-00	STAY, muffler	1	1	1	1	
13	90387-08242	COLLAR, muffler	1	1	1	1	
14	90480-20132	GROMMET (437-14747-00)	1	1	1	1	
15	90201-08100	WASHER, plate (812-11175-00)			1		1	
16	92901-08100	WASHER, spring	1	1	1	1	
17	97301-08035	BOLT, hexagon	1	1	1	1	
18	90201-06067	WASHER, plate	2	2	2	2	
19	92901-06100	WASHER, spring	2	2	2	2	
20	97321-06015	BOLT, hexagon	2	2	2	2	
21	93210-27250	O-RING (3.1-27.4)	1	1	1	1	

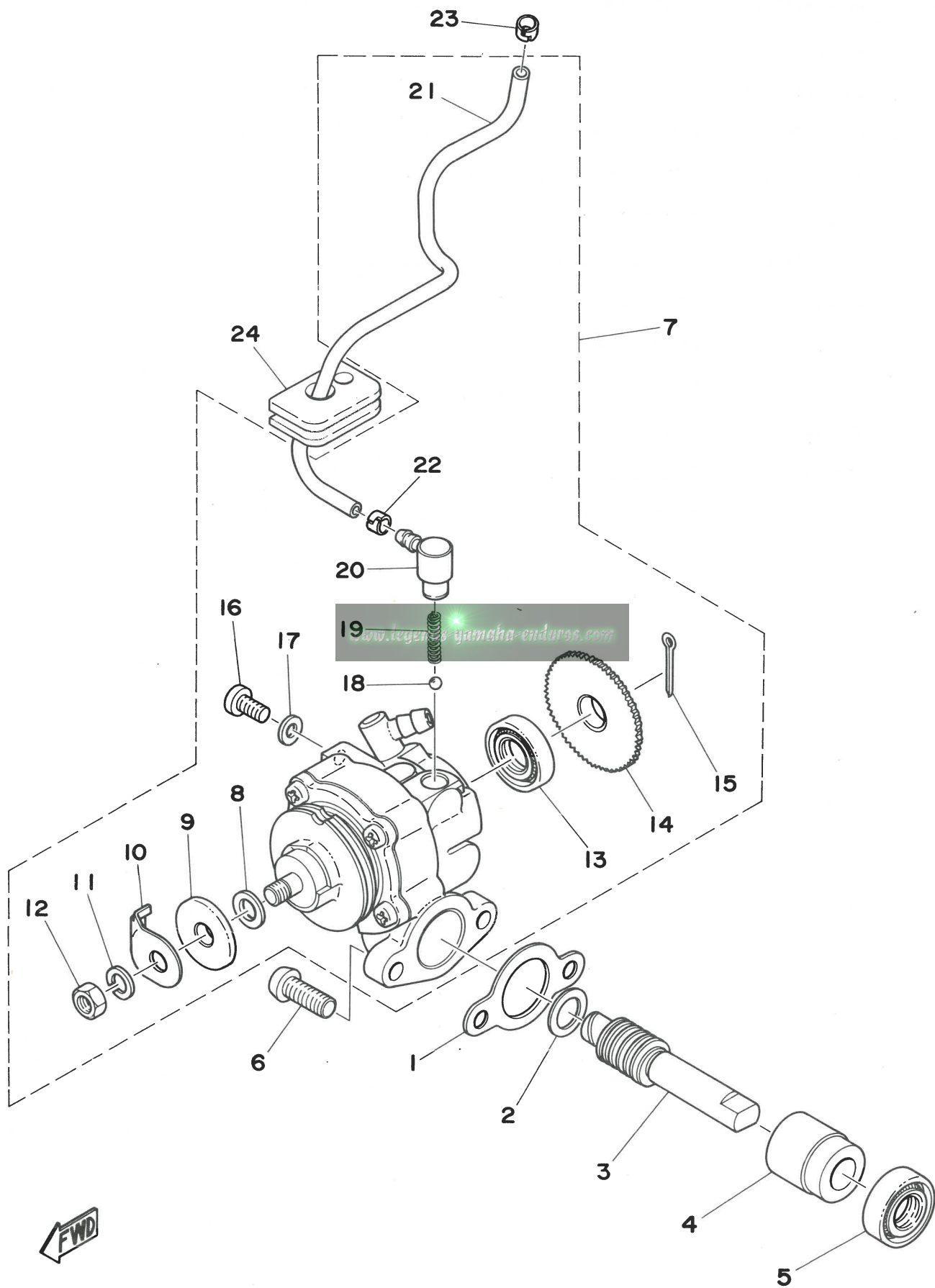
Fig. 15 EXHAUST



Ref. No.	Parts No.	Description	Q'ty				Applicable Machine No.	Remarks
			250B	250C	400B	400C		
15-22	498-14753-00	SILENCER	1		1			
	498-14753-01	SILENCER		1		1		
23	438-14752-00	PIPE, outlet	1		1			
	434-14752-00	PIPE, outlet		1		1		
24	92501-06012	SCREW, panhead	1	1	1	1		
25	92901-06100	WASHER, spring	1	1	1	1		
26	92901-06200	WASHER, plain	1		1		Discontinued	
27	498-14781-00	STAY, silencer	1		1			
	498-14781-01	STAY, silencer		1		1		
28	438-14757-00	DAMPER, muffler	4	4	4	4		
29	90209-06061	WASHER (438-14759-00)	2	2	2	2		
30	92901-06100	WASHER, spring	2	2	2	2		
31	95303-06800	NUT, crown	2	2	2	2		

www.legends-yamaha-enduros.com

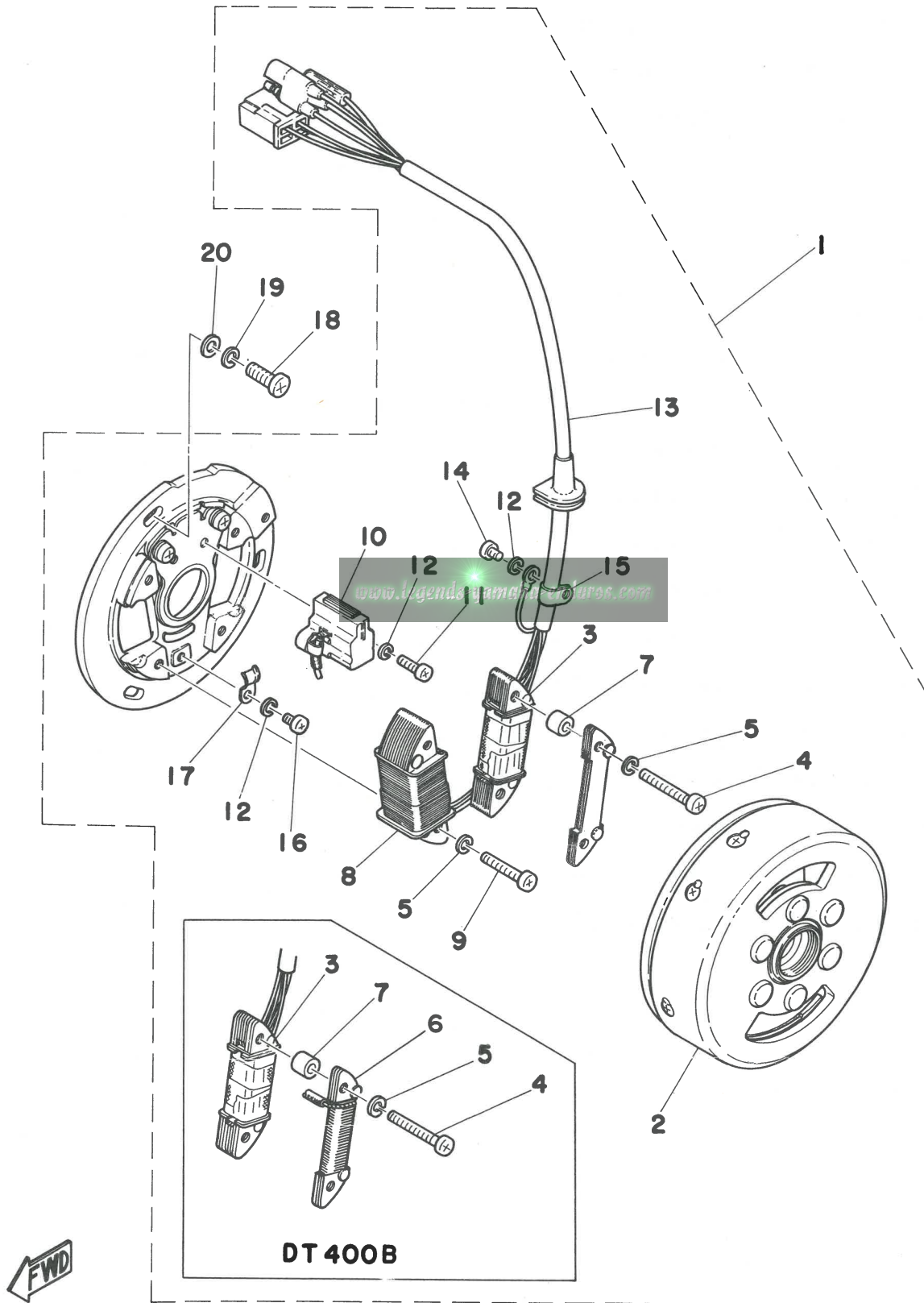
Fig.16 OIL PUMP



Ref. No.	Parts No.	Description	Q'ty				Applicable Machine No.	Remarks			
			250B	250C	400B	400C					
16- 1	126-13116-00	. GASKET, pump case	1	1	1	1					
2	256-17837-00	SHIM	1	1	1	1					
3	364-13175-00	SHAFT, worm	1	1							
	363-13175-00	SHAFT, worm			1	1					
4	137-13176-00	METAL, worm shaft outer	1	1	1	1					
5	93101-10001	OIL SEAL (S-10-21-5)	1	1	1	1					
6	98501-05015	SCREW, panhead	2	2	2	2					
7	498-13101-00	OIL PUMP ASS'Y	1	1							
	500-13101-00	OIL PUMP ASS'Y			1	1					
8	137-13137-00-03	. SHIM, plunger (5.8-10-0.3)	}	U.R	U.R	U.R	U.R				
	137-13137-00-05	. SHIM, plunger (5.8-10-0.5)						1	1	1	1
	137-13137-00-10	. SHIM, plunger (5.8-10-1.0)									
9	137-13138-01	. PLATE, adjusting	1	1	1	1					
10	402-13146-00	. COVER	1		1		Discontinued				
11	92901-05100	. WASHER, spring	1	1	1	1					
12	95301-05600	. NUT, hexagon	1	1	1	1					
13	93101-10001	. OIL SEAL (S-10-21-5)	1	1	1	1					
14	137-13128-00	. PLATE, starter	1	1	1	1					
15	91401-12018	. PIN, cotter	1	1	1	1					
16	98901-04008	. SCREW, bind	1	1	1	1					
17	90430-04004	. GASKET (137-13187-00)	1	1	1	1					
18	93505-32002	. BALL (5/32 inch)	1	1	1	1					
19	90501-02018	. SPRING (278-18169-00)	1	1	1	1					
20	353-13552-01	. NOZZLE	1	1	1	1					
21	90445-05217	. HOSE (353-13161-00)	1	1	1	1	3-240				
22	90468-02033	. CLIP (214-13164-00)	1	1	1	1					
23	90468-02033	CLIP (214-13164-00)	1	1	1	1					
24	498-13174-00	HOLDER, oil pipe	1	1	1	1					

Ref. No.	Parts No.	Description	Q'ty		Applicable Machine No.	Remarks
			250B	250C		
17- 1	438-81300-21	FLYWHEEL MAGNETO ASS'Y		1		
	498-81300-21	FLYWHEEL MAGNETO ASS'Y		1		
2	438-81350-20	. ROTOR ASS'Y	1	1		
3	438-81313-20	. COIL, lighting	1			
	498-81313-21	. COIL, lighting		1		
4	98501-05035	. SCREW, panehead	2	2		
5	92901-05100	. WASHER, spring	4	4		
6	438-81332-20	. PLATE, timing	1	1		
7	438-81312-20	. COIL, source	1			
	498-81312-21	. COIL, source		1		
8	98501-05025	. SCREW, panhead	2	2		
9	438-81321-20	. CONTACT BREAKER ASS'Y	1	1		
10	110-81346-21	. SCREW	1	1		
11	654-81325-20	. CONDENSER	1	1		
12	116-81331-20	. LUBRICATOR	1	1		
13	110-81347-21	. SCREW	1	1		
14	438-81315-20	. LEAD WIRE ASS'Y	1			
	498-81315-21	. LEAD WIRE ASS'Y		1		
15	104-81328-20	. CLAMP, lead	1	1		
16	110-81345-21	. SCREW	1	1		
17	92501-06020	SCREW, panehead	3	3		
18	92901-06100	WASHER, spring	3	3		
19	92901-06200	WASHER, plain	3	3		

Fig. 18 C. D. I. MAGNETO(DT400B,DT400C)



Ref. No.	Parts No.	Description	Q'ty		Applicable Machine No.	Remarks
			400B	400C		
18- 1	500-85500-20	C. D. I. MAGNETO ASS'Y	1		
	500-85500-21	C. D. I. MAGNETO ASS'Y	1		
2	500-85550-20	. ROTOR ASS'Y	1	1	
3	445-85512-20	. COIL, source	1	1	
4	98501-05035	. SCREW, panhead	2	2	
5	92901-05100	. WASHER, spring	4	4	
6	445-85518-20	. COIL, lighting 2	1		
7	445-85519-20	. SPACER	2	2	
8	445-85517-20	. COIL, lighting 1	1		
	500-85517-20	. COIL, lighting 1		1	
9	98501-05035	. SCREW, panhead	2	2	
10	445-85580-21	. PULSER ASS'Y	1	1	
11	98503-04015	. SCREW, panhead	2	2	
12	92901-04100	. WASHER, spring	4	4	
13	445-85515-20	. LEAD WIRE ASS'Y	1		
	500-85515-20	. LEAD WIRE ASS'Y		1	
14	98501-04008	. SCREW, panhead	1	1	
15	445-81328-20	. CLAMP, lead	1	1	
16	98501-04006	. SCREW, panhead	1	1	
17	445-85528-20	. CLAMP	1	1	
18	92501-06020	SCREW, panhead	3	3	
19	92901-06100	WASHER, spring	3	3	
20	92901-06200	WASHER, plain	3	3	

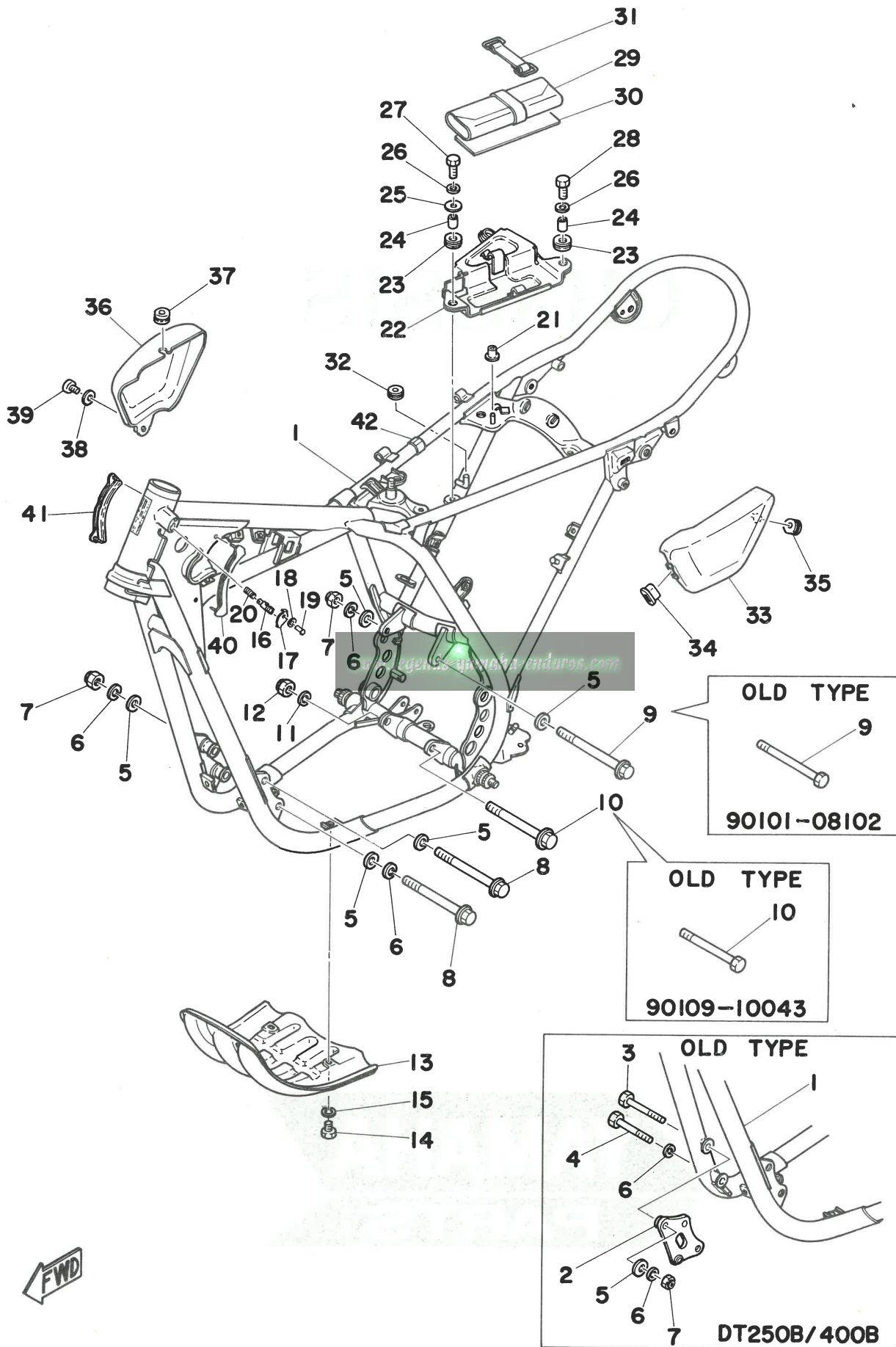
www.legends-yamaha-enduros.com

CHASSIS

www.legends-yamaha-enduros.com

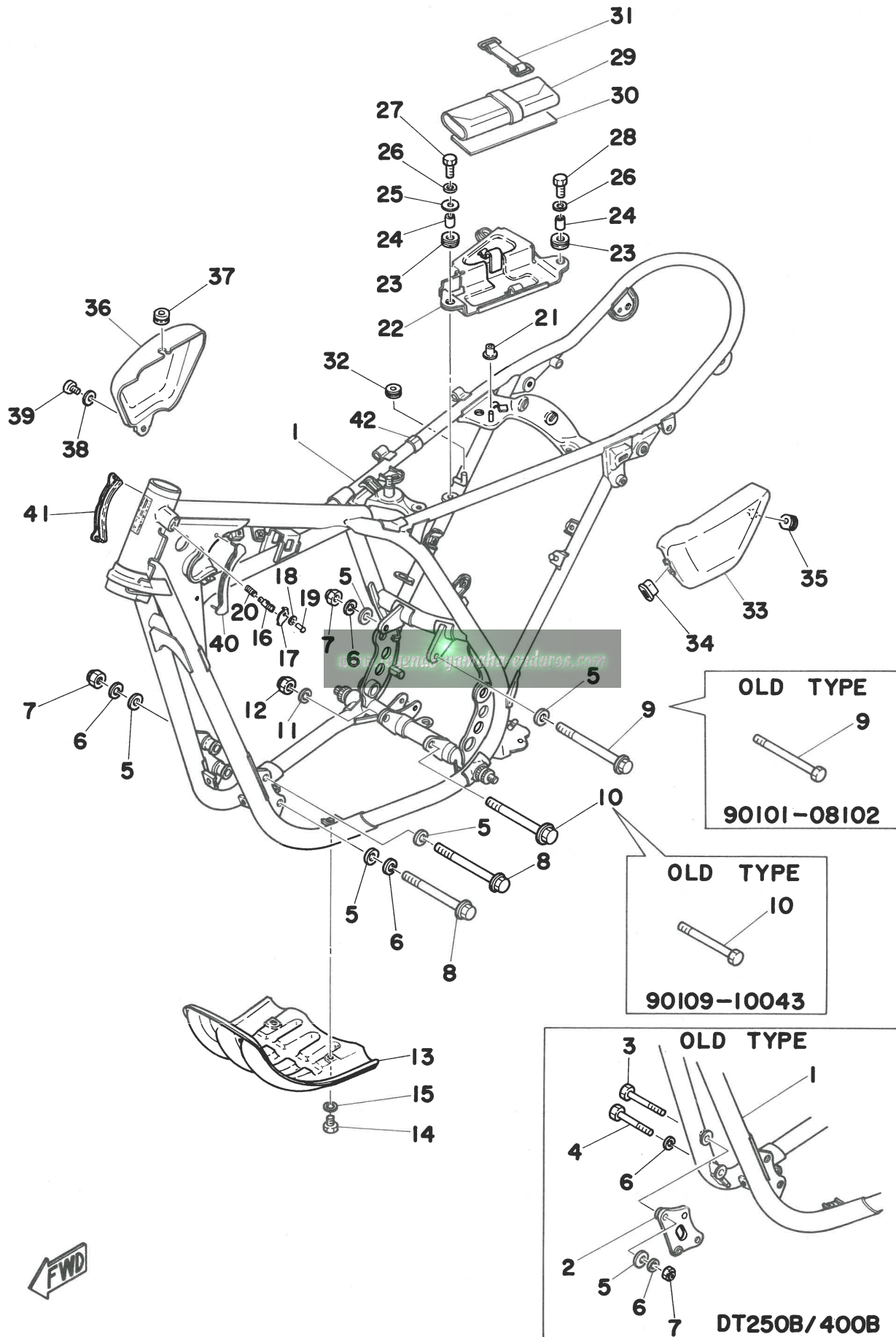


Fig. 19 FRAME · SIDE COVER



Ref. No.	Parts No.	Description	Q'ty				Applicable Machine No.	Remarks
			250B	250C	400B	400C		
19- 1	498-21110-00-33	FRAME COMP.	1		1		⇩	
	498-21110-11-33	FRAME COMP.	1		1		250 Frame No.206991~ Use this parts with Ref. 400 Frame No.004037~ No.1,2,3,4,5 ase a set	
	498-21110-13-33	FRAME COMP.		1		1	Yamaha Black	
2	438-21416-01-33	BRACKET, engine front upper right	1		1			
3	95801-08070	BOLT, flange	1		1			
4	95801-08065	BOLT, flange	1		1			
5	90209-08050	WASHER	5	6	5	6		
6	92901-08100	WASHER, spring	5	3	5	3		
7	90185-08039	NUT, U	3		3		⇩	
	90185-08054	NUT, U	3	3	3	3		
8	90105-08022	BOLT, hexagon	2		2			
	90105-08025	BOLT, hexagon		2		2		
9	90101-08102	BOLT (127-21483-00)	1		1		⇩	
	90105-08026	BOLT, hexagon	1	1	1	1		
10	90109-10043	BOLT (214-21483-00)	1		1		⇩	
	90105-10051	BOLT, hexagon	1	1	1	1		
11	92901-10100	WASHER, spring	1	1	1	1		
12	90185-10035	NUT, self locking	1	1	1	1		
13	363-21471-00	PROTECTOR, engine	1	1	1	1		
14	97301-06012	BOLT, hexagon	4	4	4	4		
15	92901-06100	WASHER, spring	4	4	4	4		
16	341-23408-01	STEERING LOCK ASS'Y	1	1	1	1		
17	134-23484-10	CAP, handle lock	1	1	1	1		
18	90206-04003	WASHER, wave (214-23488-00)	1	1	1	1		
19	90269-04003	RIVET (214-23483-00)	1	1	1	1		
20	90502-08005	SPRING, conical (214-23485-00)	1	1	1	1		
21	395-21638-00	BUSHING, rubber	1	1	1	1		
22	438-21170-01-33	TOOL BOX COMP.	1	1	1	1	Yamaha Black	
23	90480-14102	GROMMET (214-21717-00) ...	2	2	2	2		
24	90387-07391	COLLAR (437-21633-00)	2	2	2	2		
25	90201-06067	WASHER, plate	1	1	1	1		

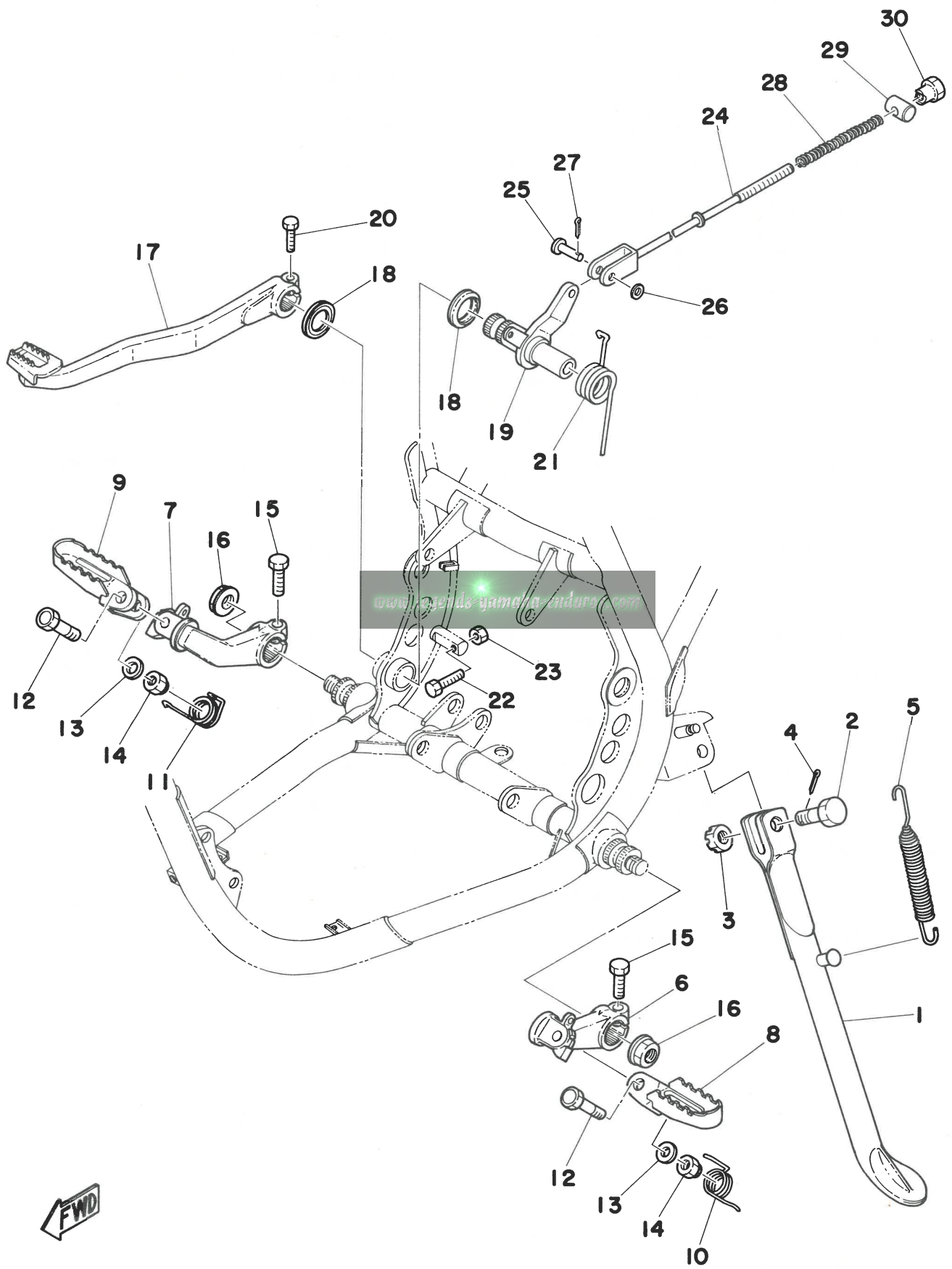
Fig. 19 FRAME · SIDE COVER



Ref. No.	Parts No.	Description	Q'ty				Applicable Machine No.	Remarks
			250B	250C	400B	400C		
19-26	92901-06100	WASHER, spring	2	2	2	2		
27	97301-06030	BOLT, hexagon	1	1	1	1		
28	97301-06025	BOLT, hexagon	1	1	1	1		
29	438-28100-10	TOOL ASS'Y	1	1	1	1		
30	438-21755-00	DAMPER, tool	1	1	1	1		
31	288-21376-00	BAND, tool	1	1	1	1		
32	90480-10091	GROMMET (214-21746-00) ...	1	1	1	1		
33	438-21711-00	COVER, side left	1	1	1	1		
34	437-21717-10	DAMPER, side cover	1	1	1	1		
35	90480-12053	GROMMET	1	1	1	1		
36	438-21721-00	COVER, side right	1	1	1	1		
37	90480-12053	GROMMET	1	1	1	1		
38	90201-05031	WASHER, plate (256-82517-00)	1	1	1	1		
39	98501-05012	SCREW, panhead	1	1	1	1		
40	498-21485-00	DAMPER, left	1	1	1	1		
41	498-21486-00	DAMPER, right	1	1	1	1		
42	276-14747-00	DAMPER, muffler	1	1	1	1		

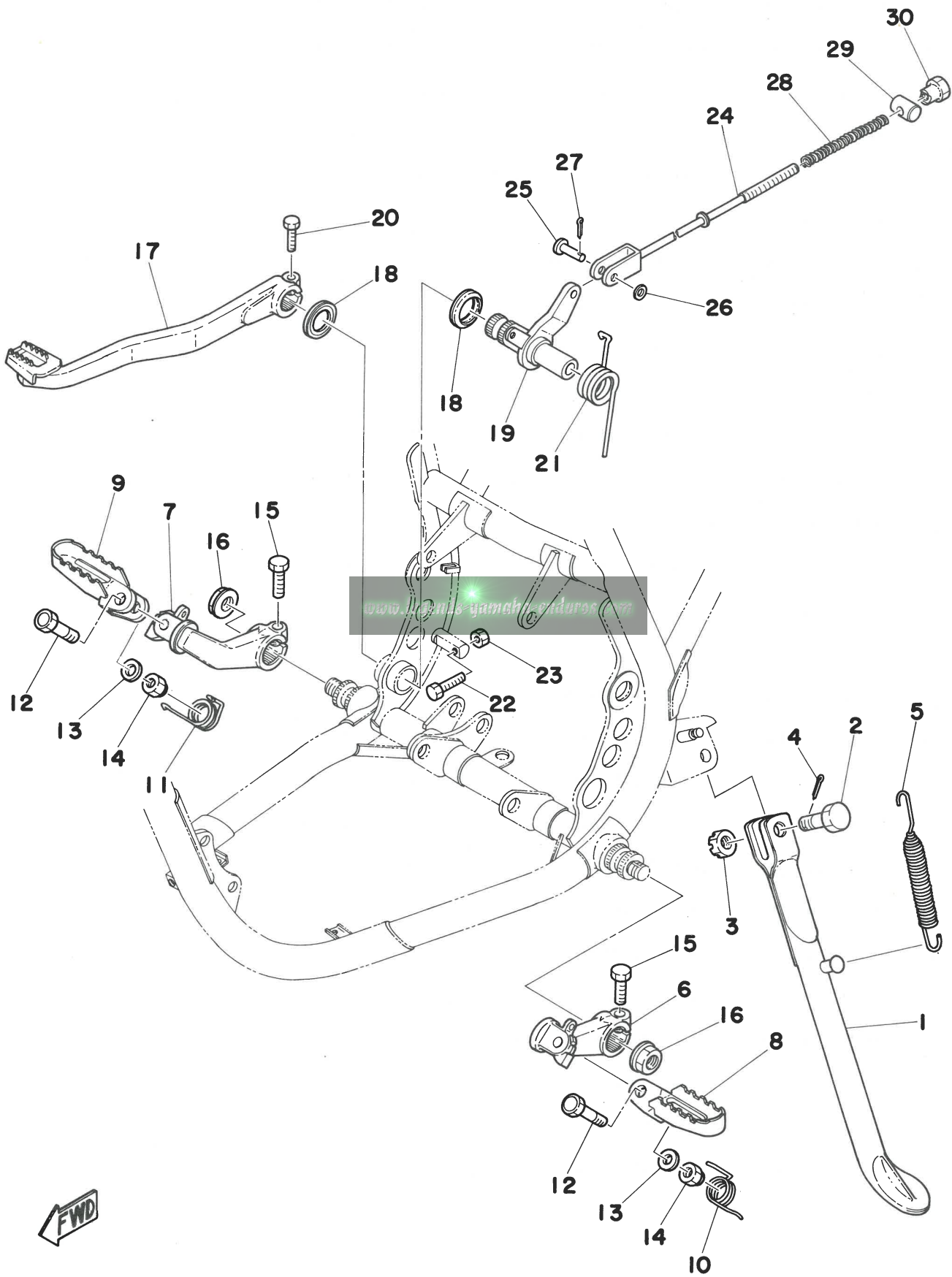
Ref. No.	Parts No.	Description	Q'ty				Applicable Machine No.	Remarks
			250B	250C	400B	400C		
20- 1	438-22110-01-33	REAR ARM COMP.	1	1	1	1	Yamaha Black	
2	90387-16398	BUSHING (322-22124-00)	1	1	1	1		
3	90386-22077	BUSHING (322-22123-00)	2	2	2	2		
4	240-22127-00	SHIM, rear arm	U	N	U	N	U	
5	322-22128-01	COVER, thrust	2	2	2	2		
6	275-22141-00	SHAFT, pivot	1	1	1	1		
7	92901-14100	WASHER, spring	1	1	1	1		
8	90179-14163	NUT (363-22143-00)	1	1	1	1		
9	93700-06005	NIPPLE, grease	1	1	1	1		
10	438-22210-01	REAR CUSHION ASS'Y	2	2	2	2		
11	322-22213-20	. SEAT, spring upper	2	2	2	2		
12	90109-10195	BOLT (401-22241-00)	4	4	4	4		
13	438-22311-02-33	CASE, chain	1	1	1	1	Yamaha Black	
14	90480-12096	GROMMET (141-82596-00) ...	3	3	3	3		
15	90560-05001	SPACER (214-22317-00)	3	3	3	3		
16	90201-06052	WASHER, plate (136-22316-00)	3	3	3	3		
17	98501-05010	SCREW, panhead	3	3	3	3		
18	438-22318-00-33	GUARD, chain	1	1	1	1	Yamaha Black	
19	97301-06018	BOLT, hexagon	2	2	2	2		
20	92901-06100	WASHER, spring	2	2	2	2		
21	92901-06600	WASHER, plate	2	2	2	2		
22	97301-08010	BOLT, hexagon	1	1	1	1		
23	92901-08100	WASHER, spring	1	1	1	1		
24	438-22151-00	SEAL, guard	1	1	1	1		

Fig. 21 STAND · FOOTREST · BRAKE PEDAL



Ref. No.	Parts No.	Description	Q'ty				Applicable Machine No.	Remarks
			250B	250C	400B	400C		
21- 1	214-27311-01	STAND, side	1		1			
	456-27311-00	STAND, side	1	1	1	1	250 Frame No.206991~ 400 Frame No.004037~	
2	90102-10006	BOLT (278-27317-00)	1	1	1	1		
3	95302-10900	NUT, slotted	1	1	1	1		
4	91401-20025	PIN, cotter	1	1	1	1		
5	90507-29004	SPRING, tension (214-27316-00)	1		1			
	90507-29021	SPRING, tension	1	1	1	1	250 Frame No.206991~ 400 Frame No.004037~	
6	498-27412-00	BRACKET, footrest left	1	1	1	1		
7	498-27422-00	BRACKET, footrest right ...	1	1	1	1		
8	434-27411-00	FOOTREST, left	1	1	1	1		
9	434-27421-00	FOOTREST, right	1	1	1	1		
10	90508-26138	SPRING, torsion (214-27426-00)	1	1	1	1		
11	90508-26139	SPRING, torsion	1	1	1	1		
12	90101-08250	BOLT	2	2	2	2		
13	90201-08382	WASHER, plate	2	2	2	2		
14	90185-08012	NUT, self locking			2			
	95601-08100	NUT, U	2	2	2	2		
15	97321-08025	BOLT, hexagon	2	2	2	2		
16	90179-12062	NUT (363-27436-00)	2	2	2	2		
17	498-27211-00-33	PEDAL, brake	1	1	1	1	Yamaha Black	
18	498-27235-00	COVER, dust	2	2	2	2		
19	498-27212-00	SHAFT, brake	1	1	1	1		
20	97301-06020	BOLT, hexagon	1	1	1	1		
21	90508-45167	SPRING, torsion	1	1	1	1		
22	90109-06339	BOLT (322-27227-00)	1	1	1	1		
23	95301-06700	NUT, hexagon	1	1	1	1		
24	363-27231-00	ROD, brake	1	1	1	1		
25	90240-06006	PIN (248-27228-00)	1	1	1	1		
26	92901-06200	WASHER, plain	1	1	1	1		
27	91401-25012	PIN, cotter	1	1	1	1		

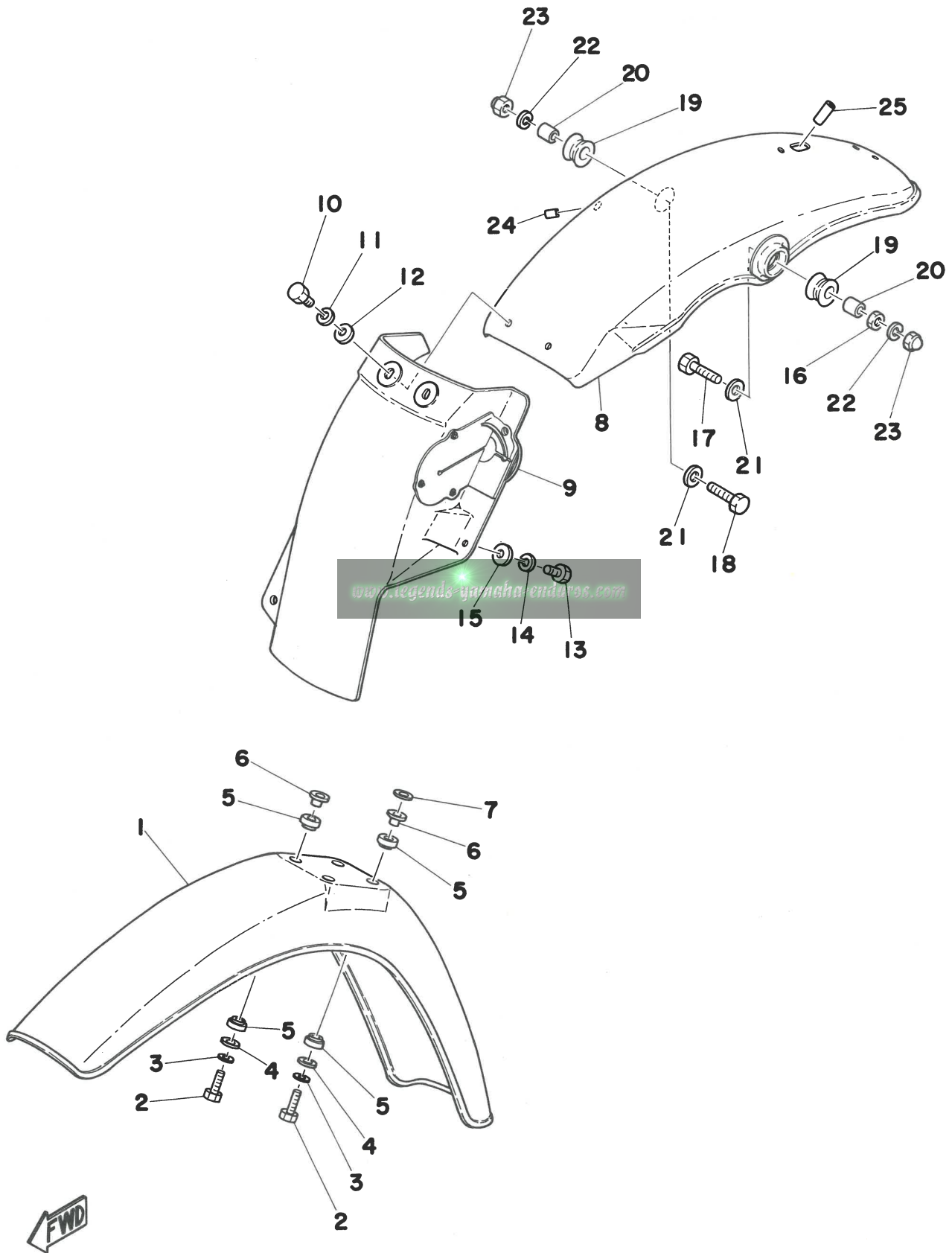
Fig. 21 STAND · FOOTREST · BRAKE PEDAL



Ref. No.	Parts No.	Description	Q'ty				Applicable Machine No.	Remarks
			250B	250C	400B	400C		
21-28	90501-10245	SPRING (180-27236-00)	1	1	1	1		
29	90249-12008	PIN (156-27237-00)	1	1	1	1		
30	90179-06176	NUT	1	1	1	1		

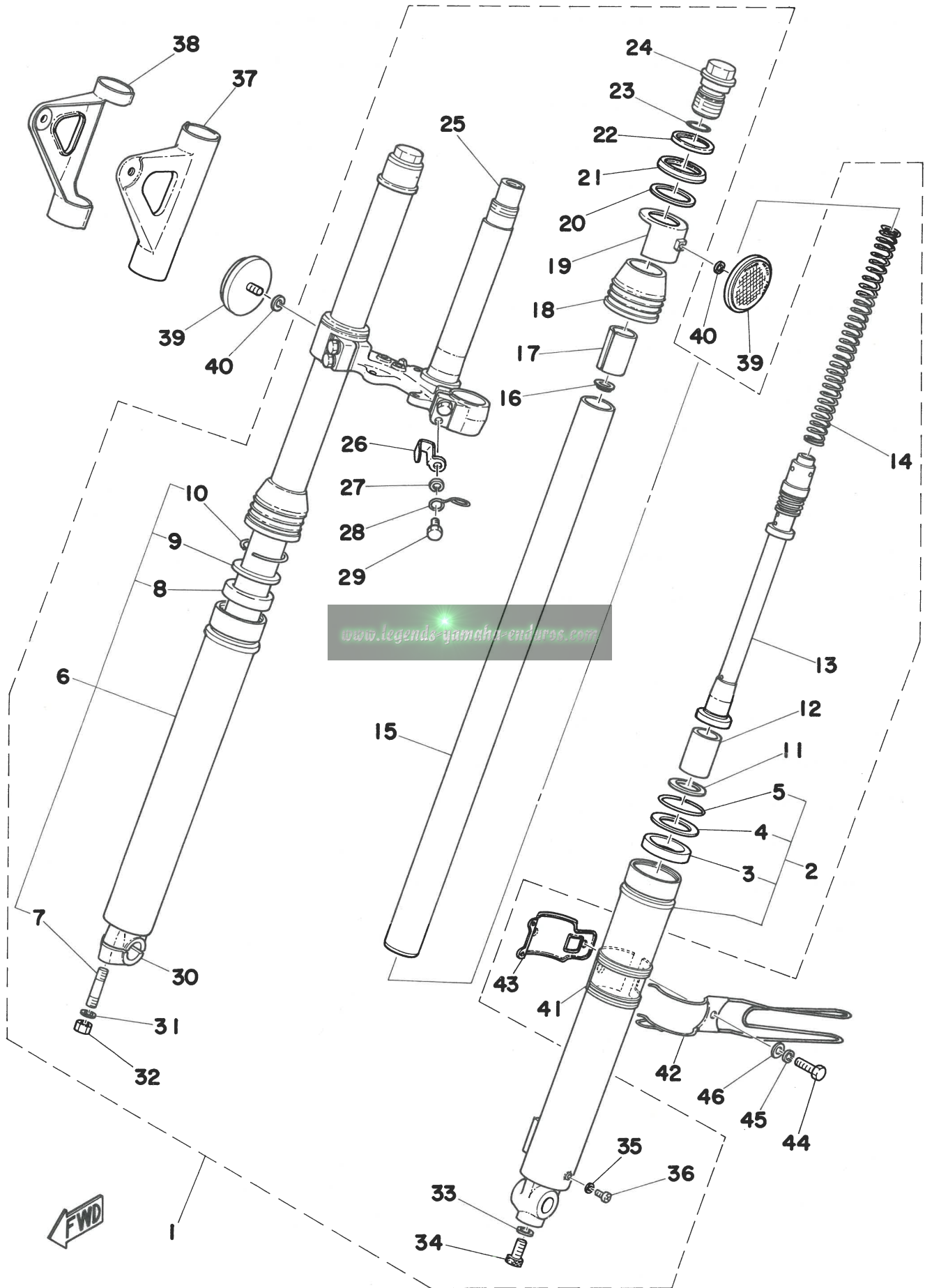
www.legends-yamaha-enduros.com

Fig. 22 FRONT FENDER · REAR FENDER



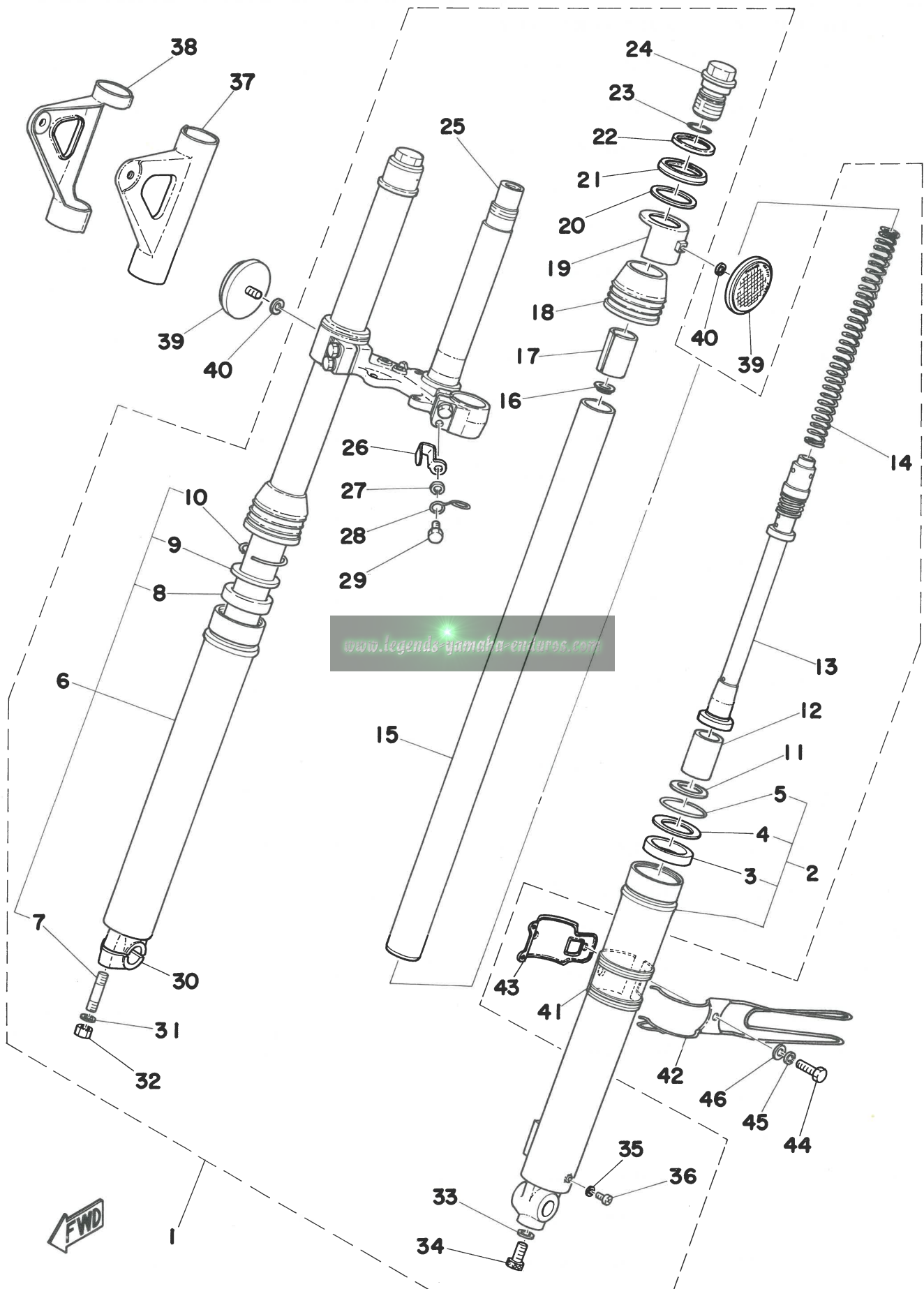
Ref. No.	Parts No.	Description	Q'ty				Applicable Machine No.	Remarks
			250B	250C	400B	400C		
22- 1	401-21511-00-20	FENDER, front	1	1	1	1	Crystal Silver	
2	97301-06025	BOLT, hexagon	4	4	4	4		
3	92901-06100	WASHER, spring	4	4	4	4		
4	90201-06067	WASHER, plate	4	4	4	4		
5	322-21541-00	DAMPER, fender	8	8	8	8		
6	90387-06388	COLLAR (322-21544-00)	4	4	4	4		
7	90560-06151	SPACER	2	2	2	2		
8	438-21610-00-20	REAR FENDER COMP.	1	1	1	1	Crystal Silver	
9	438-21629-01	GUARD, mud	1	1	1	1		
10	97301-06018	BOLT, hexagon	2	2	2	2		
11	92901-06100	WASHER, spring	2	2	2	2		
12	92901-06600	WASHER, plate	2	2	2	2		
13	97321-06015	BOLT, hexagon	2	2	2	2		
14	92901-06100	WASHER, spring	2	2	2	2		
15	90201-06067	WASHER, plate	2	2	2	2		
16	95301-08600	NUT, hexagon	1	1	1	1		
17	97301-08045	BOLT, hexagon	1		1			
	97301-08050	BOLT, hexagon		1		1		
18	97301-08035	BOLT, hexagon	1	1	1	1		
19	168-21639-00	DAMPER, fender	2	2	2	2		
20	90387-08258	COLLAR (8.3-15-15)	2	2	2	2		
21	90201-08113	WASHER, plate (611-48556-30)	2	2	2	2		
22	92901-08100	WASHER, spring	2	2	2	2		
23	95303-08012	NUT, crown	2	2	2	2		
24	90446-07093	HOSE (438-83939-00)	1	1	1	1	6-15	
25	90446-09077	HOSE (438-83938-00)	2	2	2	2	28-25	

Fig. 23 FRONT FORK



Ref. No.	Parts No.	Description	Q'ty				Applicable Machine No.	Remarks
			250B	250C	400B	400C		
23- 1	498-23101-00	FRONT FORK ASS'Y	1	1	1	1		
2	498-23126-00	. TUBE, outer left	1	1	1	1		
3	278-23145-51	. . OIL SEAL	1	1	1	1		
4	214-23146-00	. . WASHER, oil seal	1	1	1	1		
5	214-23156-00	. . CLIP, oil seal	1	1	1	1		
6	498-23136-00	. TUBE, outer right	1	1	1	1		
7	278-23128-50	. . BOLT, axle holder	2	2	2	2		
8	278-23145-51	. . OIL SEAL	1	1	1	1		
9	214-23146-00	. . WASHER, oil seal	1	1	1	1		
10	214-23156-00	. . CLIP, oil seal	1	1	1	1		
11	93450-30033	. CIRCLIP	2	2	2	2		
12	434-23171-00	. PISTON, front fork	2	2	2	2		
13	498-23170-00	. CYLINDER COMP., front fork	2	2	2	2		
14	214-23141-00	. SPRING, fork	2	2	2	2		
15	291-23124-60	. TUBE, inner	2	2	2	2		
16	278-23142-50	. SEAT, spring upper	2	2	2	2		
17	498-23118-00	. SPACER	2	2	2	2		
18	278-23144-50	. SEAL, dust	2	2	2	2		
19	275-23122-60	. COVER, outer	2	2	2	2		
20	291-23163-61	. PACKING	2	2	2	2		
21	278-23116-50	. GUIDE, cover under	2	2	2	2		
22	278-23115-50	. GUIDE, cover upper	2	2	2	2		
23	214-23114-00	. PACKING	2	2	2	2		
24	291-23111-60	. BOLT, cap	2	2	2	2		
25	438-23340-00-33	. UNDER BRACKET COMP. . .	1	1	1	1	Yamaha Black	
26	214-23318-00	. HOLDER, wire	1	1	1	1		
27	92901-08100	. WASHER, spring	4	4	4	4		
28	90468-23060	. CLIP	1	1	1	1		
29	90119-08012	. BOLT, under bracket	4	4	4	4		
30	291-23167-60	. HOLDER, axle	1	1	1	1		
31	90201-08544	. WASHER, spring	2	2	2	2		
32	90185-08054	. NUT, hexagon	2	2	2	2		

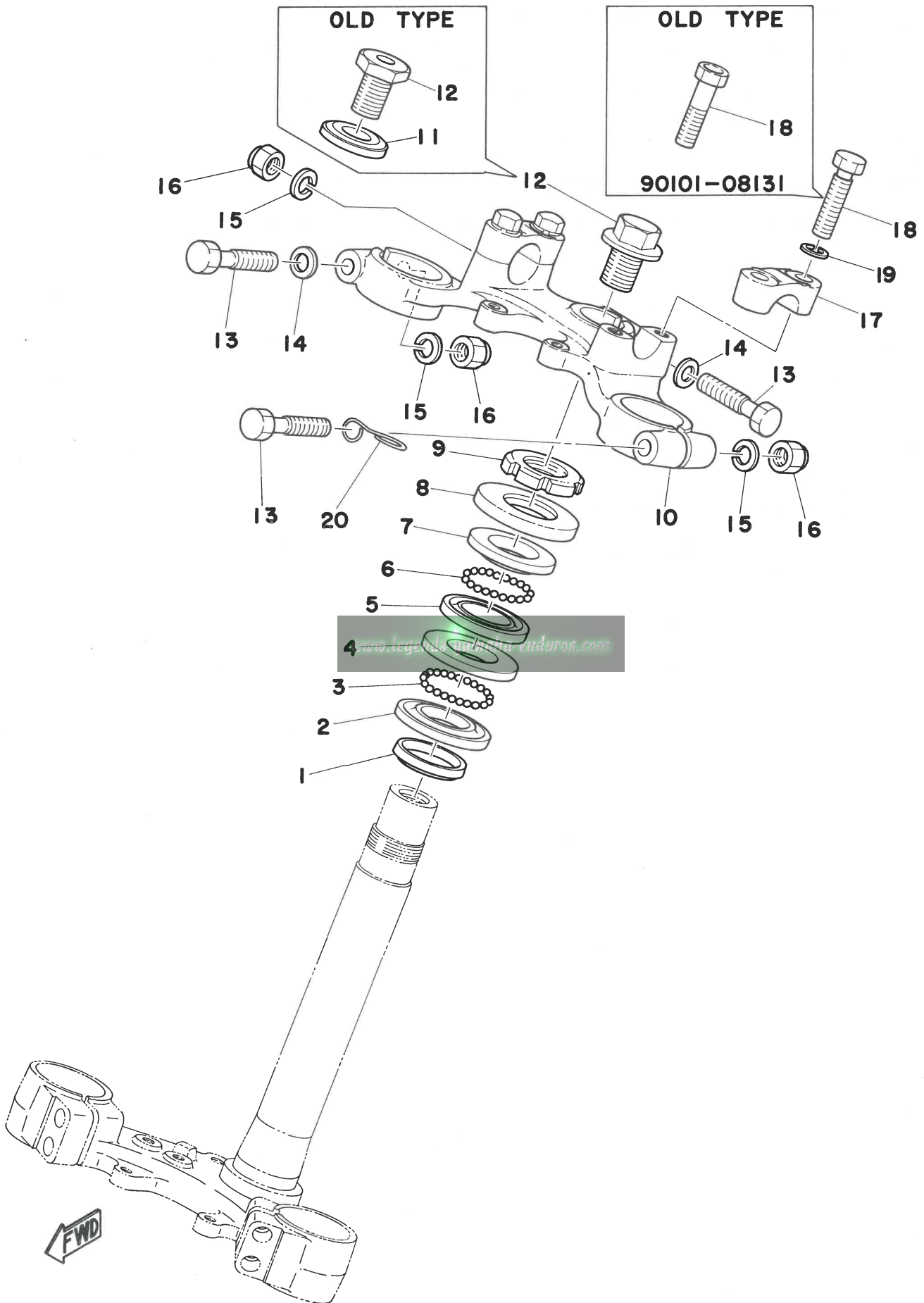
Fig. 23 FRONT FORK



Ref. No.	Parts No.	Description	Q'ty				Applicable Machine No.	Remarks
			250B	250C	400B	400C		
23-33	278-23158-50	. PACKING	2	2	2	2		
34	278-23181-50	. BOLT	2	2	2	2		
35	122-23129-00	. GASKET, drain plug	2	2	2	2		
36	122-23119-01	. PLUG, drain	2	2	2	2		
37	438-23121-00-20	COVER, upper left	1	1	1	1	Crystal Silver	
38	438-23131-00-20	COVER, upper right	1	1	1	1	Crystal Silver	
39	371-85111-00	REFLECTOR	2	2	2	2		
40	92901-05100	WASHER, spring	2	2	2	2		
41	498-21541-01	DAMPER	1	1	1	1		
42	498-23318-01	HOLDER, wire 1	1	1	1	1		
43	498-23319-01	HOLDER, wire 2	1	1	1	1		
44	97301-06025	BOLT, hexagon	1	1	1	1		
45	92901-06100	WASHER, spring	1	1	1	1		
46	92901-06600	WASHER, plate	1	1	1	1		

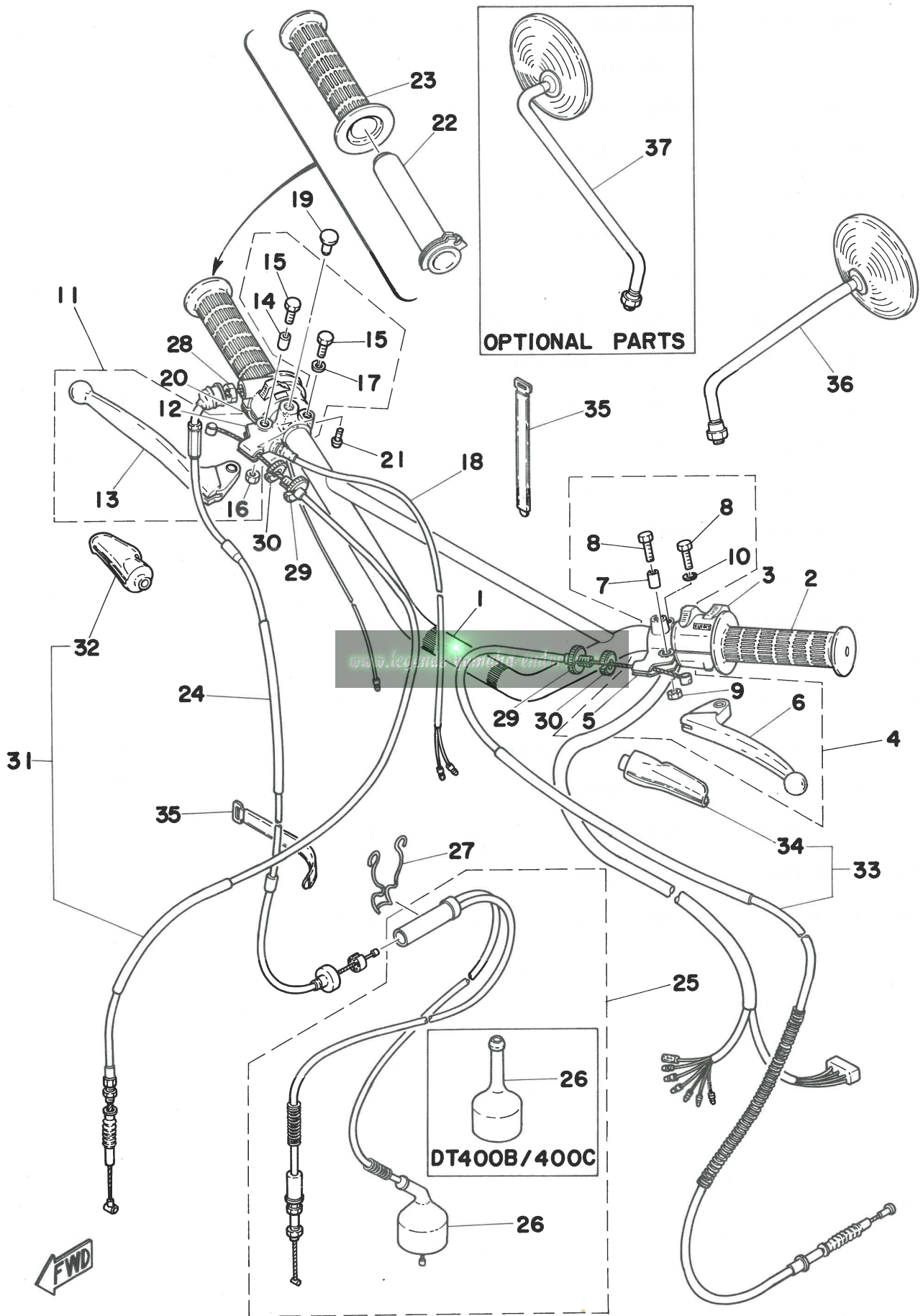


Fig. 24 STEERING



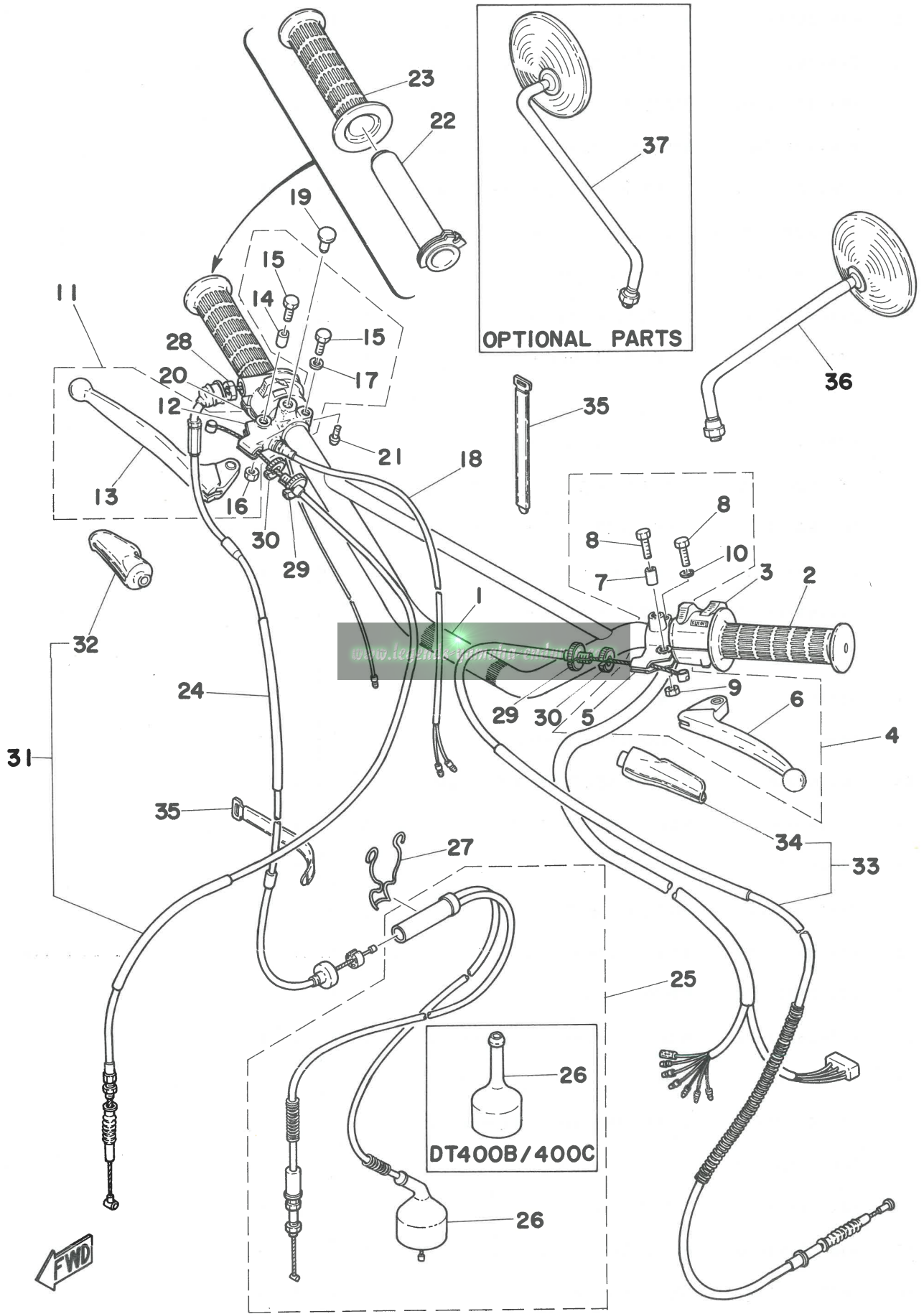
Ref. No.	Parts No.	Description	Q'ty				Applicable Machine No.	Remarks
			250B	250C	400B	400C		
24- 1	164-23462-00	SEAL, dust	1	1	1	1		
2	156-23411-00	RACE, ball 1	1	1	1	1		
3	93501-04011	BALL (1/4 inch)	19	19	19	19		
4	156-23412-00	RACE, ball 2	1	1	1	1		
5	122-23412-00	RACE, ball 2	1	1	1	1		
6	93503-16010	BALL (3/16 inch)	22	22	22	22		
7	122-23411-00	RACE, ball 1	1	1	1	1		
8	122-23416-00	COVER, ball race	1	1	1	1		
9	90179-25033	NUT (137-23454-00)	1	1	1	1		
10	321-23435-00-98	CROWN, handle	1	1	1	1	Frosting Black	
11	90209-14022	WASHER (214-23443-00)	1		1		Discontinued	
12	90109-14235	BOLT	1		1		⬇	
	90105-14060	BOLT	1	1	1	1		
13	97323-08055	BOLT, hexagon	3	3	3	3		
14	90201-08083	WASHER, plate (156-27226-00)	2	2	2	2		
15	92901-08100	WASHER, spring	3	3	3	3		
16	95303-08800	NUT, crown	3	3	3	3		
17	315-23441-00-98	HOLDER, handle upper	2	2	2	2	Frosting Black	
18	90101-08131	BOLT, hexagon	4		4		⬇	
	97323-08035	BOLT, hexagon	4	4	4	4		
19	92901-08100	WASHER, spring	4	4	4	4		
20	90468-20055	CLIP	1	1	1	1		

Fig. 25 HANDLE · WIRE



Ref. No.	Parts No.	Description	Q'ty				Applicable Machine No.	Remarks
			250B	250C	400B	400C		
25- 1	438-26111-00	HANDLE	1	1	1	1		
2	214-26241-00	GRIP, left	1	1	1	1		
3	498-83972-60	SWITCH, handle 4	1		1			
	498-83972-61	SWITCH, handle 4		1		1		
4	498-82910-00	LEVER HOLDER ASS'Y, left	1	1	1	1		
5	498-82911-00	. HOLDER, lever left	1	1	1	1		
6	214-83912-01	. LEVER, left	1	1	1	1		
7	214-83913-00	. COLLAR, lever	1	1	1	1		
8	97301-06022	. BOLT, hexagon	2	2	2	2		
9	95601-06100	. NUT, U	1	1	1	1		
10	92901-06100	. WASHER, spring	1	1	1	1		
11	361-82920-92	LEVER HOLDER ASS'Y, right	1	1	1	1		
12	361-82921-31	. HOLDER, lever right	1	1	1	1		
13	233-83922-31	. LEVER, right	1	1	1	1		
14	214-83913-00	. COLLAR, lever	1	1	1	1		
15	97301-06022	. BOLT, hexagon	2	2	2	2		
16	95601-06100	. NUT, U	1	1	1	1		
17	92901-06100	. WASHER, spring	1	1	1	1		
18	361-83980-30	FRONT STOP SWITCH ASS'Y	1	1	1	1		
19	90338-09012	PLUG (341-26329-00)	1	1	1	1		
20	437-83976-01	SWITCH, handle 1	1	1	1	1		
21	98503-05020	SCREW, panhead	2	2	2	2		
22	434-26243-00	TUBE, guide	1	1	1	1		
23	214-26242-00	GRIP, right	1	1	1	1		
24	437-26311-02	WIRE, throttle 1 (590mm)	1	1	1	1		
25	498-26312-00	WIRE, throttle 2 (440mm)	1	1				
	500-26312-02	WIRE, throttle 2 (440mm)			1	1		
26	360-26329-02	. CAP, rubber	1	1				
	500-26329-01	. CAP, rubber			1	1		
27	438-26393-00	HOLDER	1	1	1	1		
28	90170-10038	NUT, hexagon	1	1	1	1		
29	90123-08046	BOLT, hexagon	2	2	2	2		

Fig. 25 HANDLE · WIRE



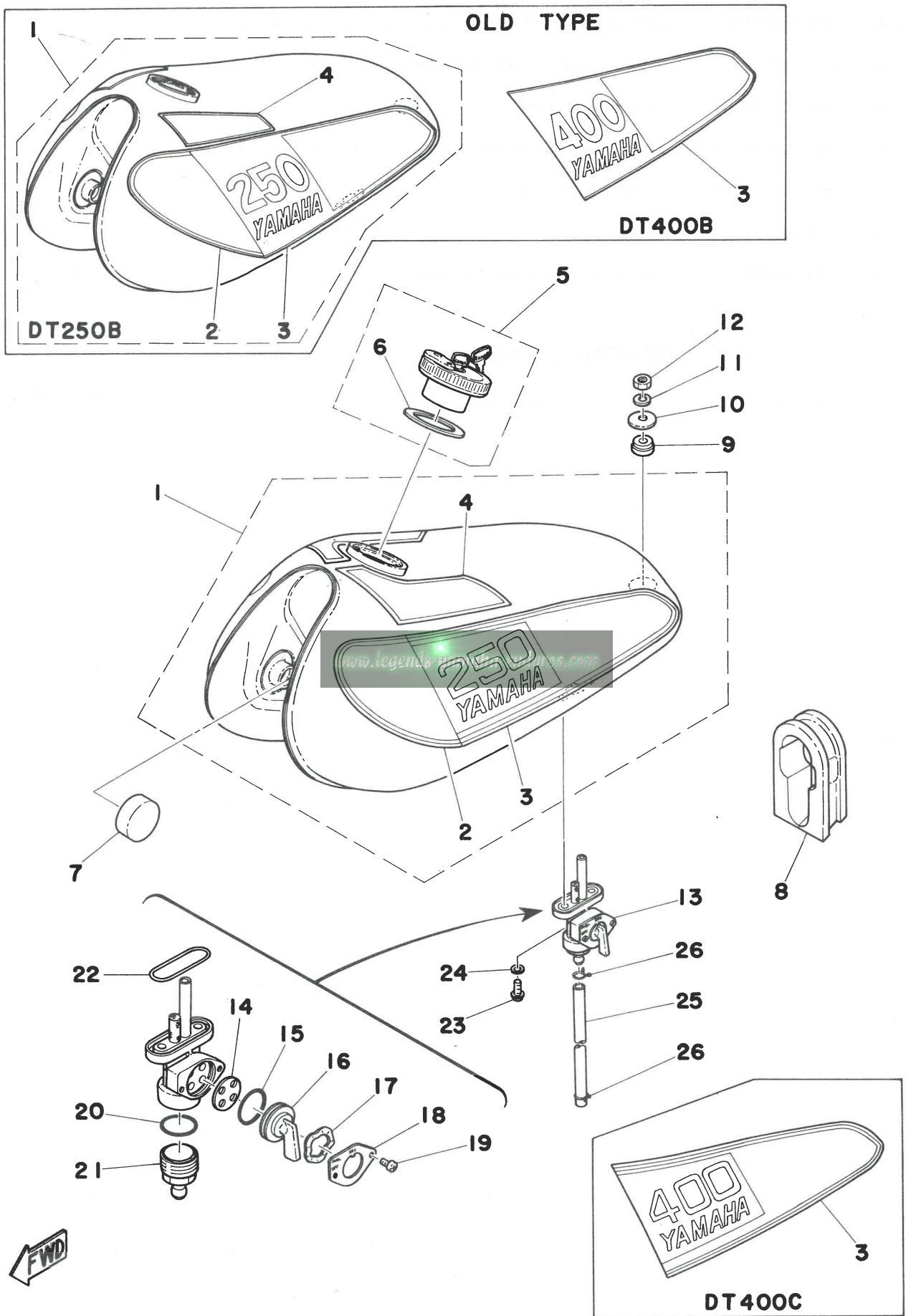
Ref. No.	Parts No.	Description	Q'ty				Applicable Machine No.	Remarks
			250B	250C	400B	400C		
25-30	90179-08148	NUT (168-26344-00)	2	2	2	2		
31	498-26341-02	WIRE, brake front (1180mm)	1	1	1	1		
32	498-26372-00	. COVER, lever	1	1	1	1		
33	363-26335-03	WIRE, clutch (1175mm)	1	1	1	1		
34	382-26372-01	. COVER, lever	1	1	1	1		
35	341-26397-01	BAND	8	8	8	8		
36	341-26290-10	BACK MIRROR ASS'Y, left ...	1	1	1	1	Convex Mirror	

OPTIONAL PARTS

37	341-26290-01	BACK MIRROR ASS'Y, right ..	1	1	1	1	Convex Mirror
----	--------------	-----------------------------	---	---	---	---	---------------

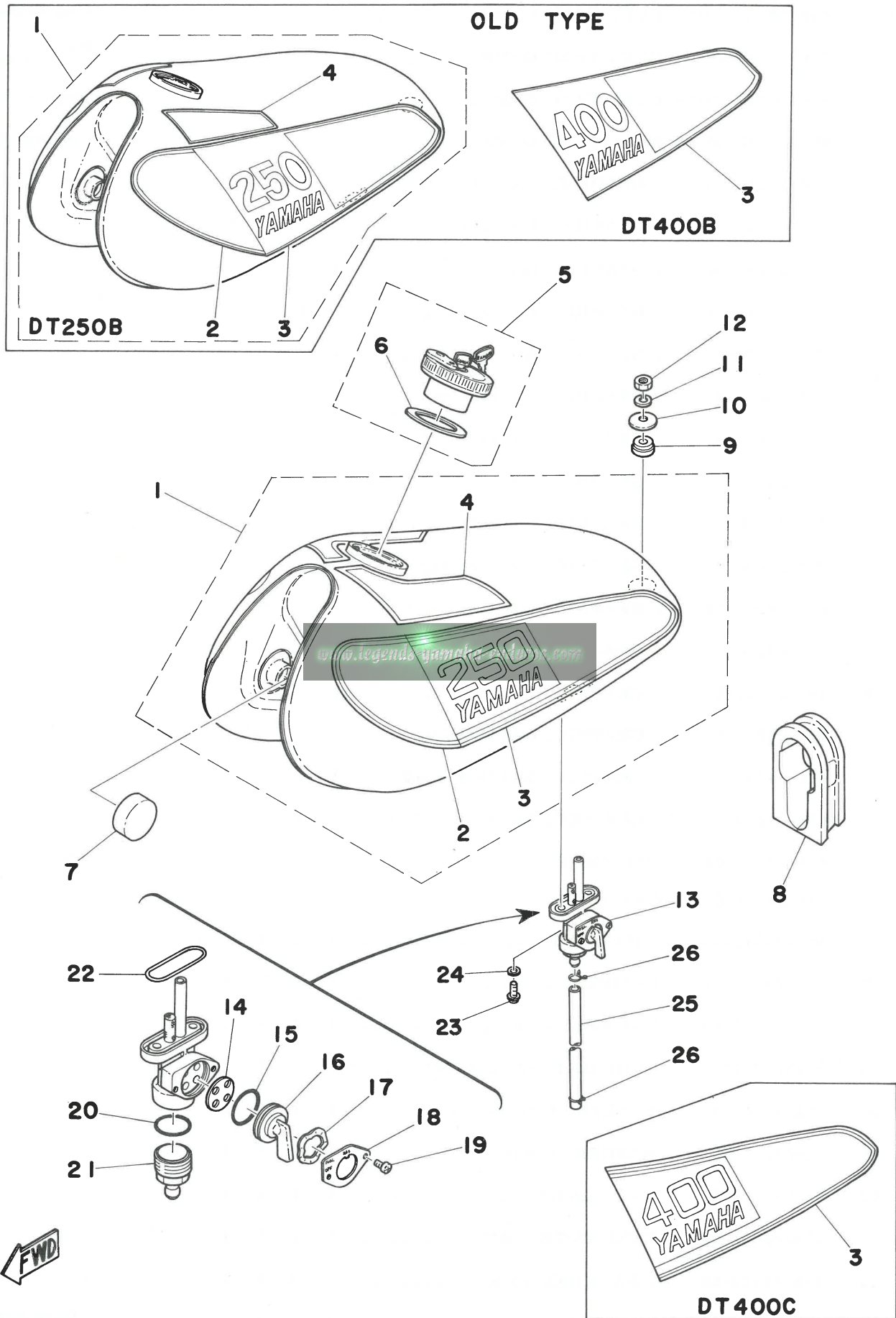
www.legends-yamaha-enduros.com

Fig. 26 FUEL TANK



Ref. No.	Parts No.	Description	Q'ty				Applicable Machine No.	Remarks
			250B	250C	400B	400C		
26- 1	498-24110-00-01	FUEL TANK COMP.	1				Portuguese Orange	
	498-24110-00-07	FUEL TANK COMP.			1		New Portuguese Orange	
	498-24110-00-04	FUEL TANK COMP.				1	Competition Yellow	
	498-24110-00-08	FUEL TANK COMP.				1	Competition Yellow	
2	498-24244-00	. GRAPHIC, fuel tank left 1 ...	1		1			
	498-24244-01	. GRAPHIC, fuel tank left 1 ...		1		1		
	498-24247-00	. GRAPHIC, fuel tank right 1	1			1		
	498-24247-01	. GRAPHIC, fuel tank right 1		1		1		
3	498-24245-00	. GRAPHIC, fuel tank left 2 ...	1					
	498-24245-01	. GRAPHIC, fuel tank left 2 ...			1			
	500-24245-00	. GRAPHIC, fuel tank left 2 ...				1		
	500-24245-01	. GRAPHIC, fuel tank left 2 ...					1	
	498-24248-00	. GRAPHIC, fuel tank right 2	1					
	498-24248-01	. GRAPHIC, fuel tank right 2			1			
	500-24248-00	. GRAPHIC, fuel tank right 2				1		
	500-24248-01	. GRAPHIC, fuel tank right 2					1	
4	498-24246-00	. GRAPHIC, fuel tank left 3 ...	1		1			
	498-24246-01	. GRAPHIC, fuel tank left 3 ...		1		1		
	498-24249-00	. GRAPHIC, fuel tank right 3	1			1		
	498-24249-01	. GRAPHIC, fuel tank right 3		1		1		
5	498-24602-02	CAP ASS'Y	1		1		⇩	
	498-24602-03	CAP ASS'Y			1	1		
6	498-24612-00	. PACKING, cap	1	1	1	1		
7	156-24181-00	DAMPER, locating 1	2	2	2	2		
8	363-24183-00	DAMPER, locating	1	1	1	1		
9	90480-25135	GROMMET (322-24182-00) ...	1	1	1	1		
10	90209-10101	WASHER (322-24186-00)	1	1	1	1		
11	92901-10100	WASHER, spring	1	1	1	1		
12	95301-10700	NUT, hexagon	1	1	1	1		
13	498-24500-00	FUEL COCK ASS'Y	1	1	1	1		
14	498-24523-00	. PACKING, cock	1	1	1	1		
15	214-24513-00	. O-RING	1		1		Discontinued	

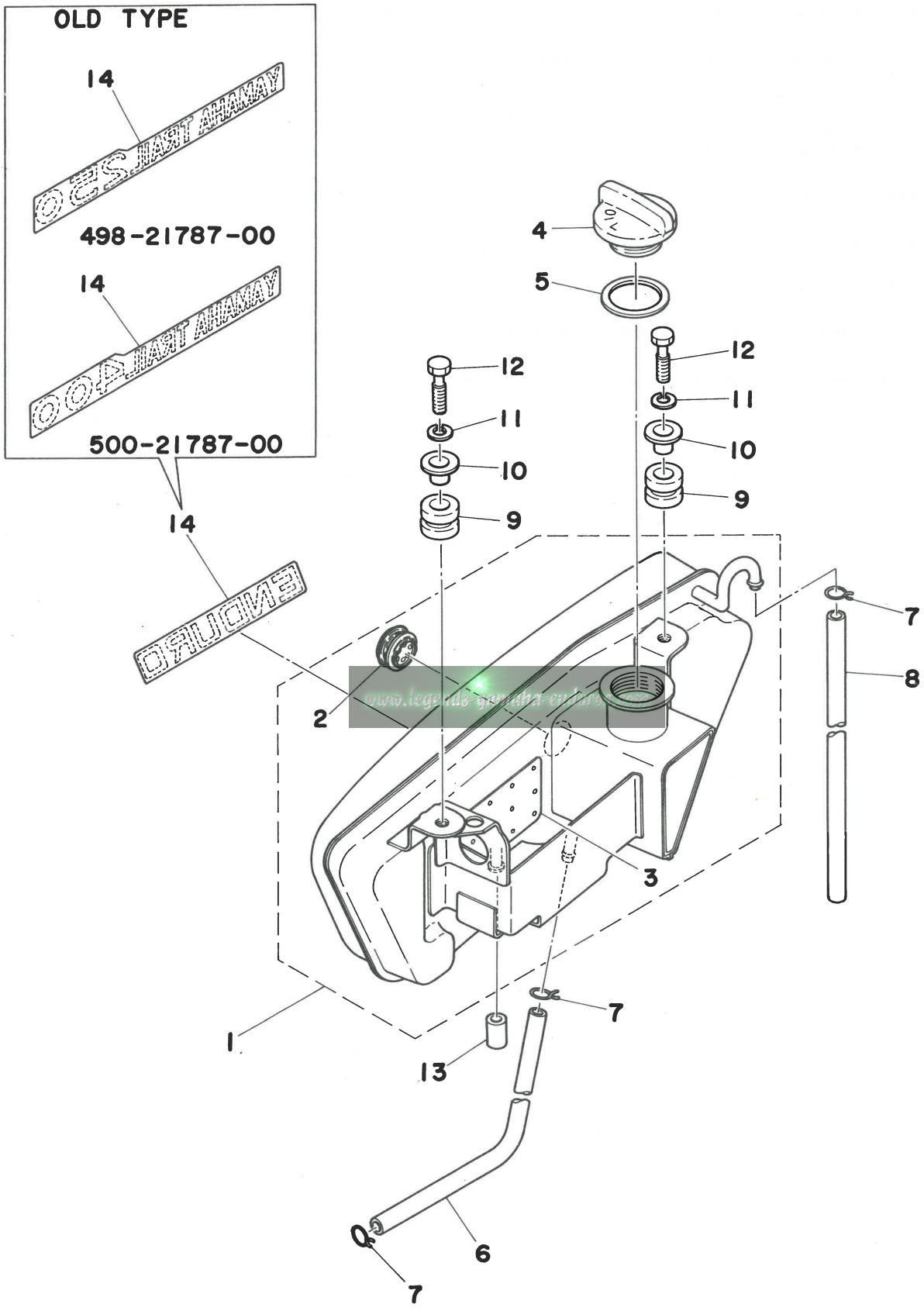
Fig. 26 FUEL TANK



Ref. No.	Parts No.	Description	Q'ty				Applicable Machine No.	Remarks
			250B	250C	400B	400C		
26-16	498-24524-00	. LEVER, cock	1	1	1	1		
17	90206-18025	. WASHER, wave (137-24518-00)	1	1	1	1		
18	498-24525-00	. PLATE, lever fitting	1	1	1	1		
19	214-24535-00	. SCREW, panhead	2	2	2	2		
20	498-24522-00	. O-RING	1	1	1	1		
21	498-24521-00	. CUP, filter	1	1	1	1		
22	214-24512-00	. O-RING	1	1	1	1		
23	90149-06011	SCREW (256-24143-00)	2	2	2	2		
24	90202-06010	WASHER, plate (178-14766-00)	2	2	2	2		
25	90445-11149	HOSE (322-24311-00)	1	1	1	1	7-200	
26	90467-10008	CLIP (143-24356-00)	2	2	2	2		

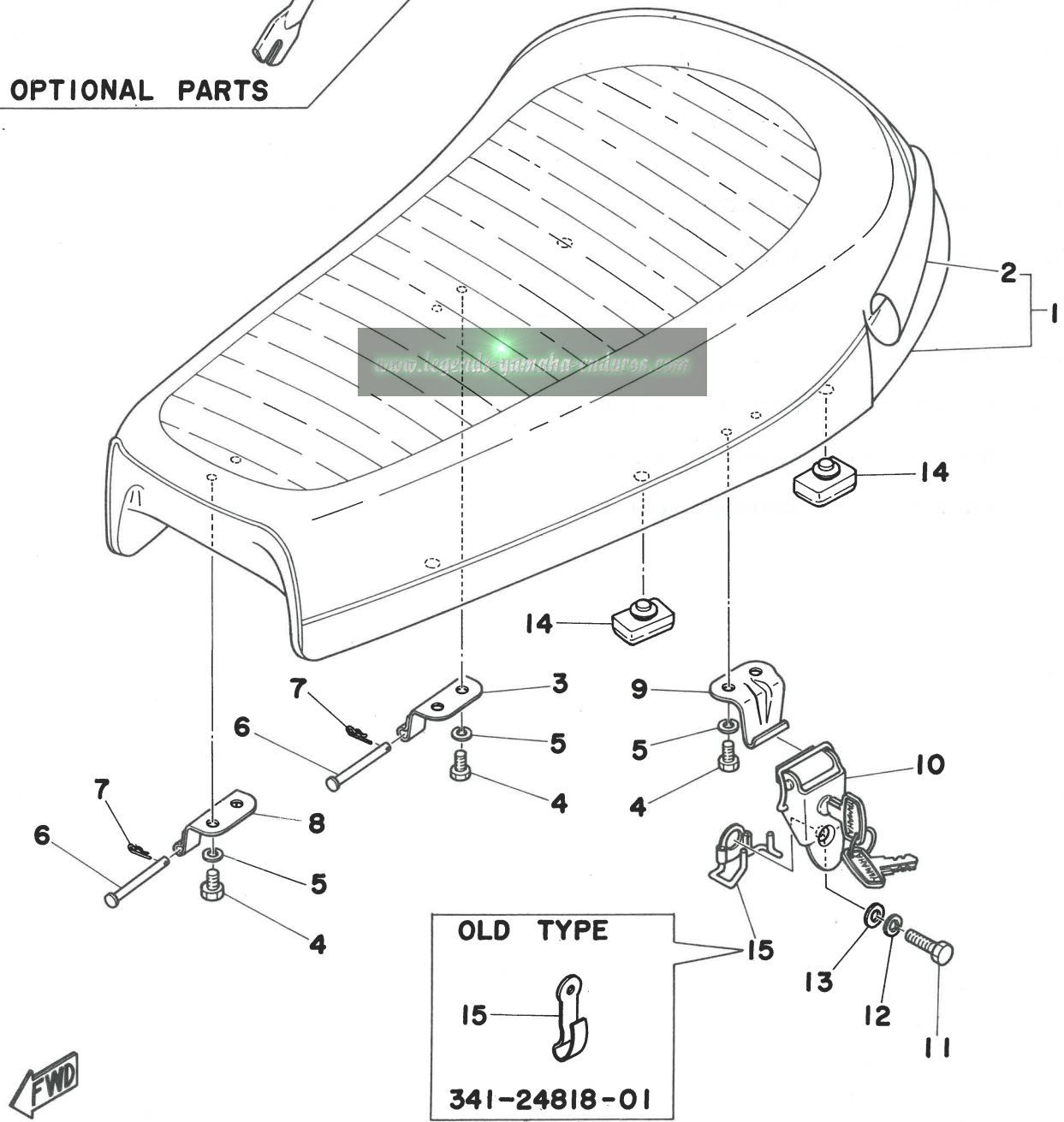
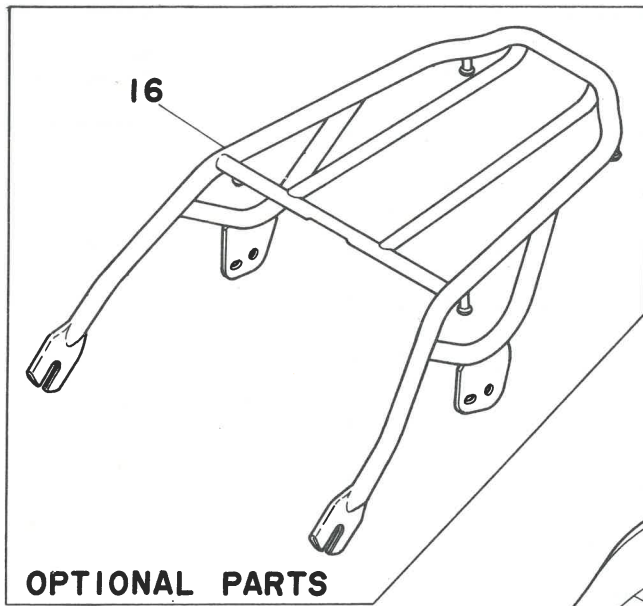
www.legends-yamaha-enduros.com

Fig. 27 OIL TANK



Ref. No.	Parts No.	Description	Q'ty				Applicable Machine No.	Remarks
			250B	250C	400B	400C		
27-1	438-21705-01-N7	OIL TANK ASS'Y	1				Portuguese Orange	
	438-21705-01-U2	OIL TANK ASS'Y		1			New Portuguese Orange	
	438-21705-01-26	OIL TANK ASS'Y			1	1	Competition Yellow	
2	360-21761-00	. GAUGE, level	1	1	1	1		
3	438-21754-00	. SEAT	2	2	2	2		
4	214-21771-00	CAP, oil tank	1	1	1	1		
5	90430-29114	GASKET (214-21772-00)	1	1	1	1		
6	90445-09124	HOSE (5-675)	1	1	1	1		
7	90467-08003	CLIP	3	3	3	3		
8	90446-09099	HOSE (5-460)	1	1	1	1		
9	90480-14102	GROMMET (214-21717-00) ...	2	2	2	2		
10	90387-07391	COLLAR (437-21633-00)	2	2	2	2		
11	92901-06100	WASHER, spring	2	2	2	2		
12	97301-06025	BOLT, hexagon	2	2	2	2		
13	437-21779-00	DAMPER, oil tank	1	1	1	1		
14	498-21787-00	EMBLEM, enduro	1					
	498-21787-01	EMBLEM, enduro		1				
	500-21787-00	EMBLEM, enduro			1			
	498-21787-01	EMBLEM, enduro				1		

Fig. 28 SEAT



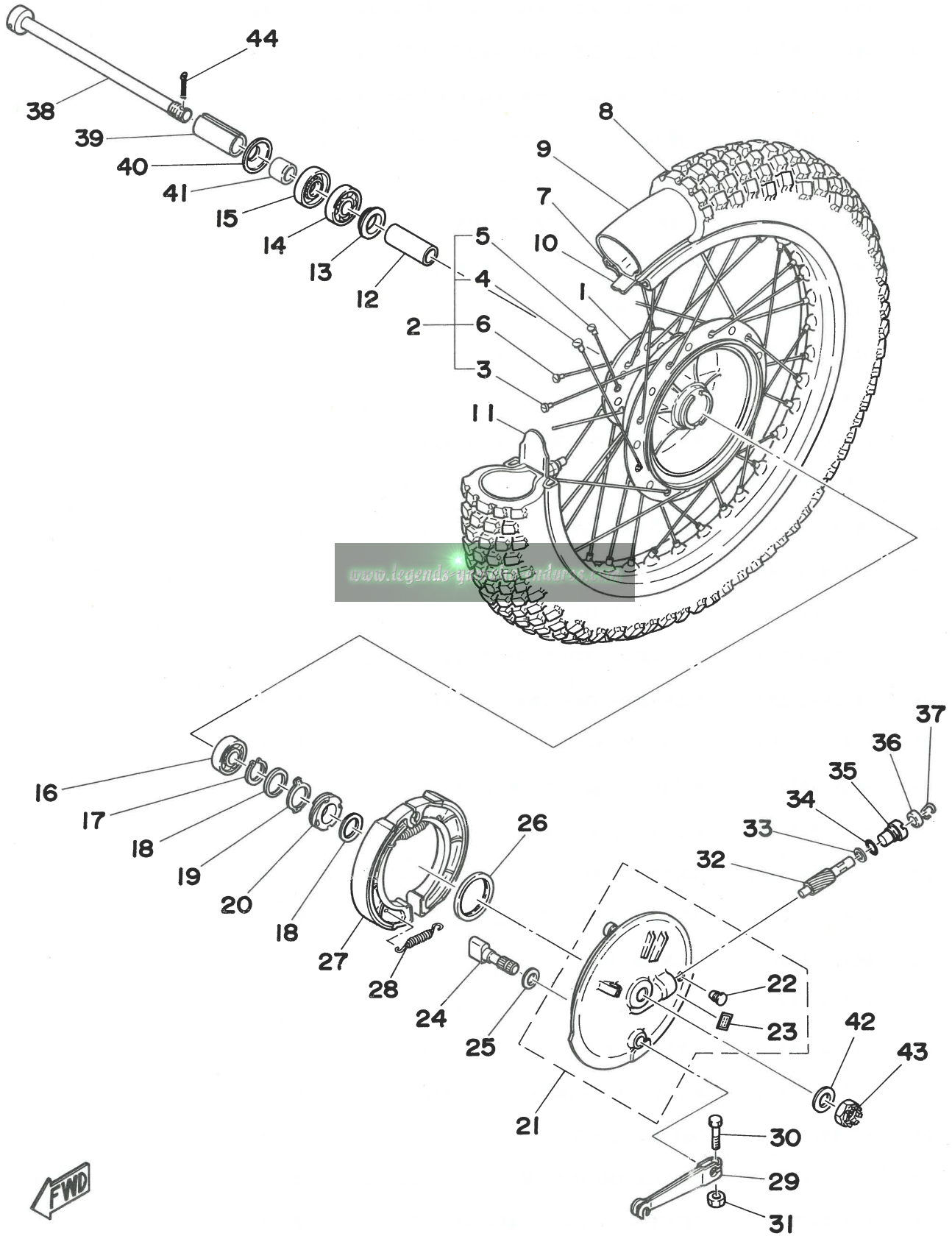
Ref. No.	Parts No.	Description	Q'ty				Applicable Machine No.	Remarks
			250B	250C	400B	400C		
28- 1	498-24710-00	SINGLE SEAT ASS'Y	1	1			
	498-24710-01	SINGLE SEAT ASS'Y	1	1			
2	498-24711-00	. COVER, single seat	1	1			
	498-24711-01	. COVER, single seat	1	1			
3	437-24726-00	HINGE, seat	1	1	1	1	
4	97301-06012	BOLT, hexagon	6	6	6	6	
5	92901-06100	WASHER, spring	6	6	6	6	
6	91501-05055	PIN, clevis	2	2	2	2	
7	90468-10050	CLIP (156-83525-00)	2	2	2	2	
8	248-24726-00-33	HINGE, seat	1	1	1	1	Yamaha Black
9	214-24728-00-33	BRACKET, seat	1	1	1	1	Yamaha Black
10	438-24705-01	SEAT BRACKET UNDER COMP.		1	1	1	1	
11	97301-06025	BOLT, hexagon	1	1	1	1	
12	92901-06100	WASHER, spring	1	1	1	1	
13	92901-06600	WASHER, plate	1	1	1	1	
14	214-24724-00	DAMPER, seat	4	4	4	4	
15	341-24818-02	HOOK, helmet	1	1	1	1	

OPTIONAL PARTS

16	90890-55045	SUB-CARRIER ASS'Y	1	1		
----	-------------	-------------------	-------	---	---	--	--

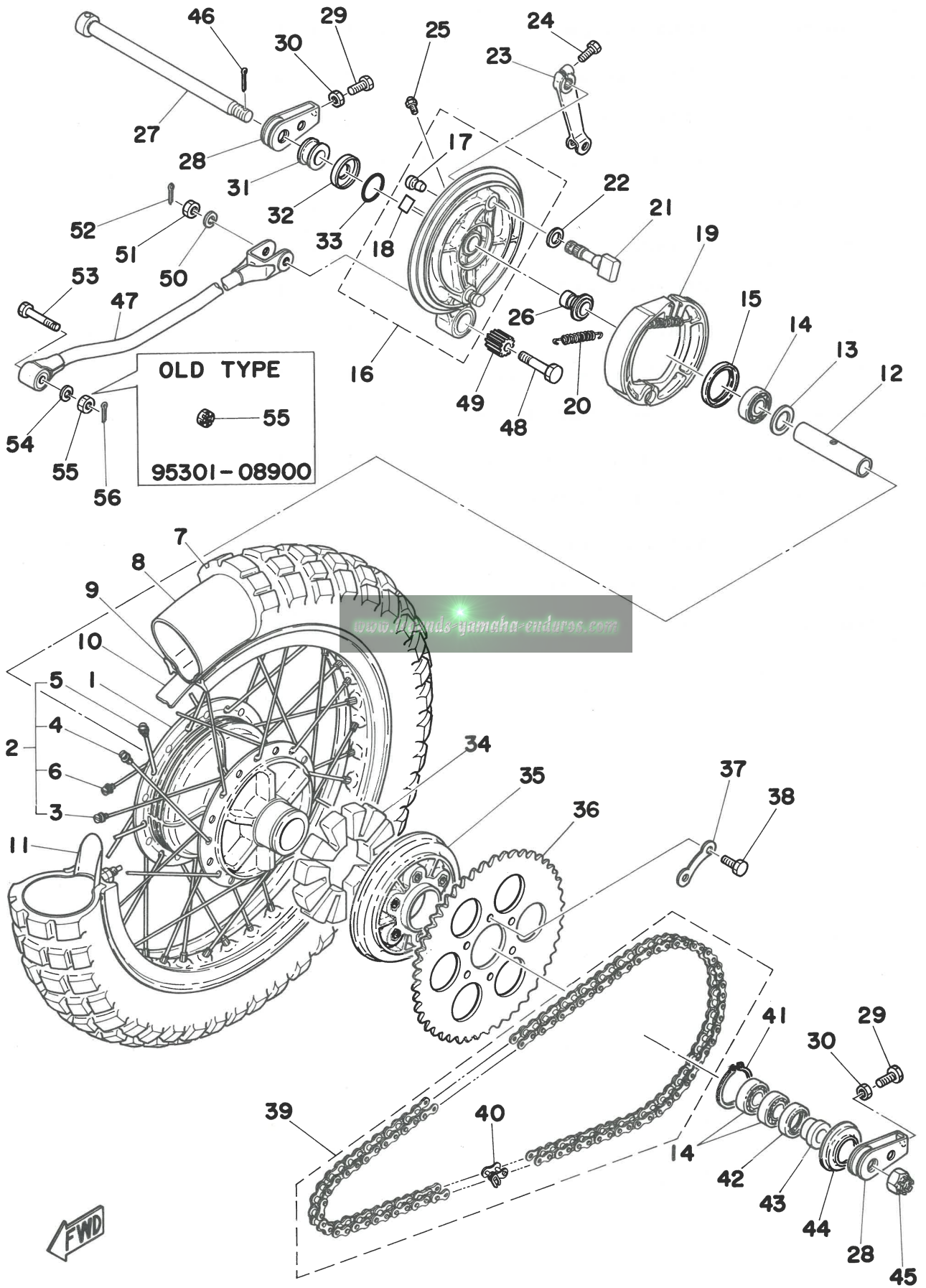
Ref. No.	Parts No.	Description	Q'ty				Applicable Machine No.	Remarks
			250B	250C	400B	400C		
29- 1	498-25111-00	HUB, front	1	1	1	1		
2	498-25104-00	SPOKE SET, front	1s	1s	1s	1s		
3	498-25196-90	. SPOKE SET, inner left(10PCS)	1s	1s	1s	1s		
4	498-25197-90	. SPOKE SET, outer left(10PCS)	1s	1s	1s	1s		
5	322-25179-90	. SPOKE SET, inner right(10PCS)	1s	1s	1s	1s		
6	322-25189-90	. SPOKE SET, outer right(10PCS)	1s	1s	1s	1s		
7	94416-21133	RIM, front (1.60A-21)	1	1	1	1		
8	94130-21103	TIRE, front (3.00-21-4PR)....	1		1			
	94130-21316	TIRE, front (3.00-21-4PR)....		1		1		
9	94230-21038	TUBE, front (3.00-21)	1	1	1	1		
10	94327-21024	BAND, rim (3.00-21)	1	1	1	1		
11	214-25194-00	SPACER, beed	1	1	1	1		
12	214-25117-00	SPACER, bearing	1	1	1	1		
13	136-25115-00	FLANGE, spacer	1		1			
	183-25315-00	FLANGE, spacer	1	1	1	1		
14	93306-20201	BEARING (B6202)			1		▽	
	93306-20205	BEARING (B6202)	1	1	1	1		
15	93102-20009	OIL SEAL (SD-20-35-7)	1	1	1	1		
16	93306-20203	BEARING (B6202RS)	1	1	1	1		
17	93410-22014	CIPCLIP (S-22)	1	1	1	1		
18	90201-22283	WASHER, plate (214-25147-00)	2	2	2	2		
19	214-25149-01	CLUTCH, meter	1	1	1	1		
20	308-25135-00	GEAR, drive	1	1	1	1		
21	498-25120-10	BRAKE SHOE PLATE ASS'Y ..	1	1	1	1		
22	90480-10068	. GROMMET	1	1	1	1		
23	437-25134-00	. LABEL, indicator	1	1	1	1		
24	214-25151-00	CAM SHAFT	1	1	1	1		
25	137-25153-00	SHIM, cam shaft (12.2-22-0.5)	1	1	1	1		
26	93105-50010	OIL SEAL (SDD-50-62-7)	1	1	1	1		
27	431-25330-01	BRAKE SHOE COMP.	2	2	2	2		
28	90507-20002	SPRING, tension (246-25333-00)	2	2	2	2		
29	498-25155-00	LEVER, cam shaft	1	1	1	1		

Fig. 29 FRONT WHEEL



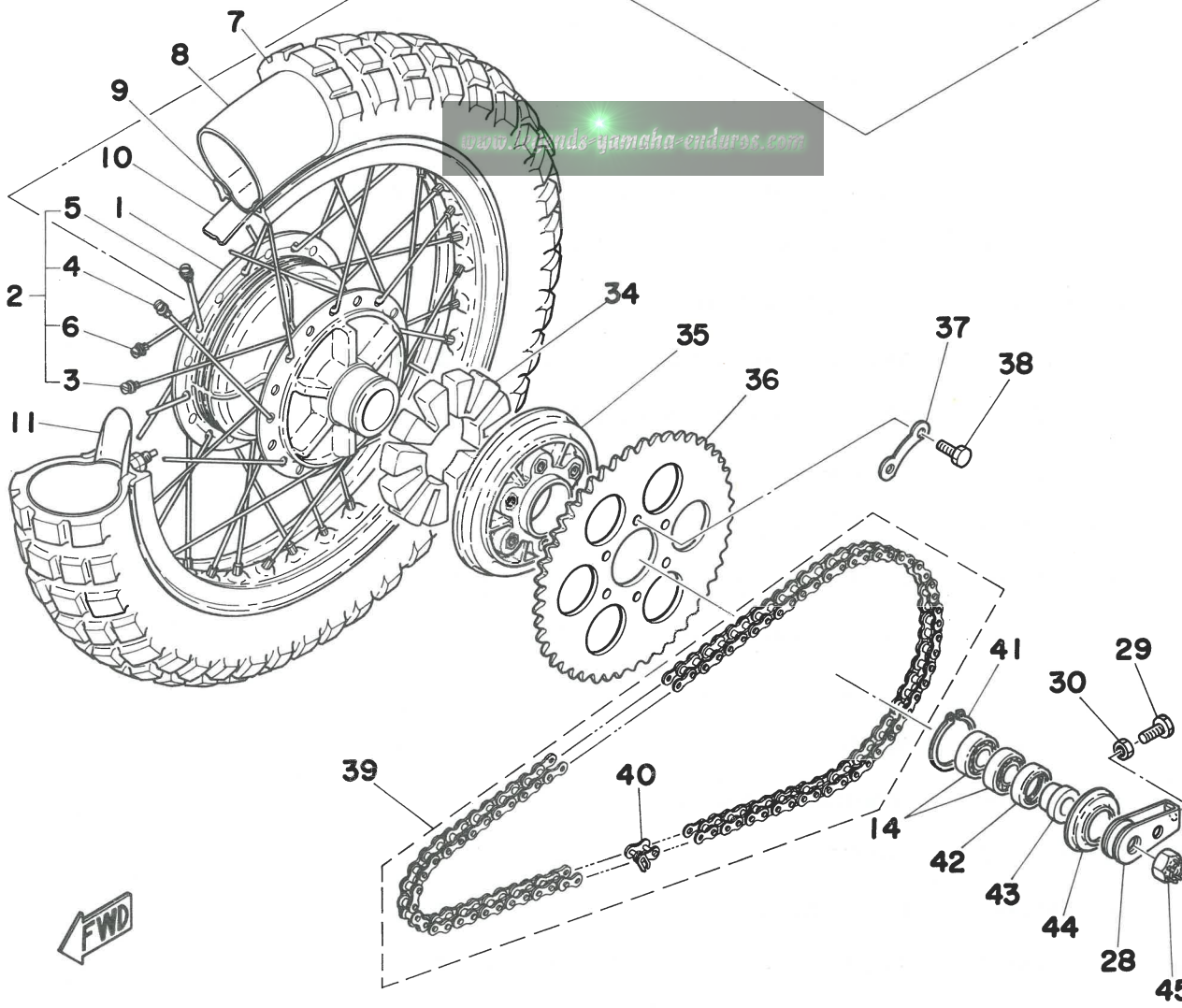
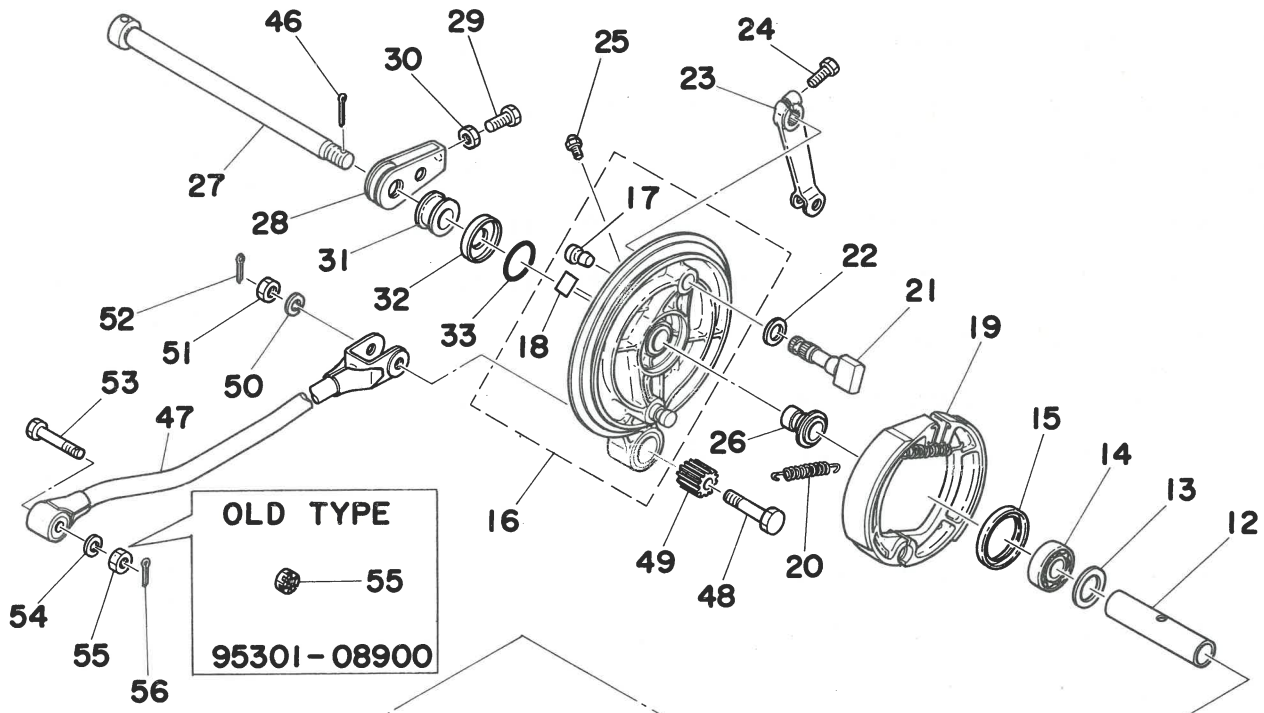
Ref. No.	Parts No.	Description	Q'ty				Applicable Machine No.	Remarks
			250B	250C	400B	400C		
29-30	97301-06025	BOLT, hexagon	1		1			
	90101-06291	BOLT, hexagon	1	1	1	1		
31	95301-06600	NUT, hexagon	1	1	1	1		
32	308-25138-00	GEAR, meter	1	1	1	1		
33	90201-07076	WASHER, plate (183-25146-00)	1	1	1	1		
34	93210-14104	O-RING (2.4-13.8)	1	1	1	1		
35	109-25136-00	BUSHING	1	1	1	1		
36	93104-07003	OIL SEAL (SO-7-14-4)	1	1	1	1		
37	102-25137-00	RING, stop	1	1	1	1		
38	275-25181-00	SHAFT, wheel	1	1	1	1		
39	90387-15117	COLLAR (275-25186-00)	1	1	1	1		
40	214-25118-00	COVER, hub dust	1	1	1	1		
41	90387-15111	COLLAR (136-25183-00)	1	1	1	1		
42	92901-14200	WASHER, plain	1	1	1	1		
43	90171-14006	NUT, castle (214-25182-01) ...	1	1	1	1		
44	91401-30030	PIN, cotter	1	1	1	1		

Fig. 30 REAR WHEEL



Ref. No.	Parts No.	Description	Q'ty				Applicable Machine No.	Remarks
			250B	250C	400B	400C		
30- 1	438-25311-00	HUB, rear	1	1	1	1		
2	438-25304-00	SPOKE SET, rear	1s	1s	1s	1s		
3	438-25396-90	. SPOKE SET, inner left(10PCS)	1s	1s	1s	1s		
4	438-25397-90	. SPOKE SET, outer left(10PCS)	1s	1s	1s	1s		
5	438-25391-90	. SPOKE SET, inner right(10PCS)	1s	1s	1s	1s		
6	438-25392-90	. SPOKE SET, outer right(10PCS)	1s	1s	1s	1s		
7	94140-18062	TIRE, rear (4.00-18-4PR) ...	1		1		▽	
	94140-18317	TIRE, rear (4.00-18-4PR) ...		1		1		
8	94240-18024	TUBE, rear (4.00-18)	1	1	1	1		
9	94418-18051	RIM, rear (1.85B-18)	1	1	1	1		
10	94340-18022	BAND, rim (4.00-18)	1	1	1	1		
11	214-25394-00	SPACER, beed	2	2	2	2		
12	275-25317-00	SPACER, bearing	1	1	1	1		
13	146-25315-00	FLANGE, spacer	1	1	1	1		
14	93306-20309	BEARING (B6203)	3	3	3	3		
15	93104-46029	OIL SEAL (SO-46-56-4) dha- auduroc 1mm	1	1	1	1		
16	438-25320-10	BRAKE SHOE PLATE ASS'Y ..	1	1	1	1		
17	90480-10068	. GROMMET	1	1	1	1		
18	437-25134-00	. LABEL, indicator	1	1	1	1		
19	214-25130-00	BRAKE SHOE COMP.	2	2	2	2		
20	90507-20002	SPRING, tension (246-25333-00)	2	2	2	2		
21	214-25351-00	CAM SHAFT	1		1			
	214-25351-01	CAM SHAFT	1	1	1	1		
22	148-25353-00	SHIM (14.2-24-0.5)	1	1	1	1		
23	168-25355-00	LEVER, cam shaft	1	1	1	1		
24	97303-06020	BOLT, hexagon	1	1	1	1		
25	93700-06001	NIPPLE, grease	1	1	1	1		
26	90387-17450	BUSHING (275-25328-00)	1	1	1	1		
27	150-25381-00	SHAFT, wheel	1	1	1	1		
28	168-25389-00	PULLER, chain	2	2	2	2		
29	90101-08034	BOLT, hexagon (168-25379-00)	2	2	2	2		
30	95303-08700	NUT, hexagon	2	2	2	2		

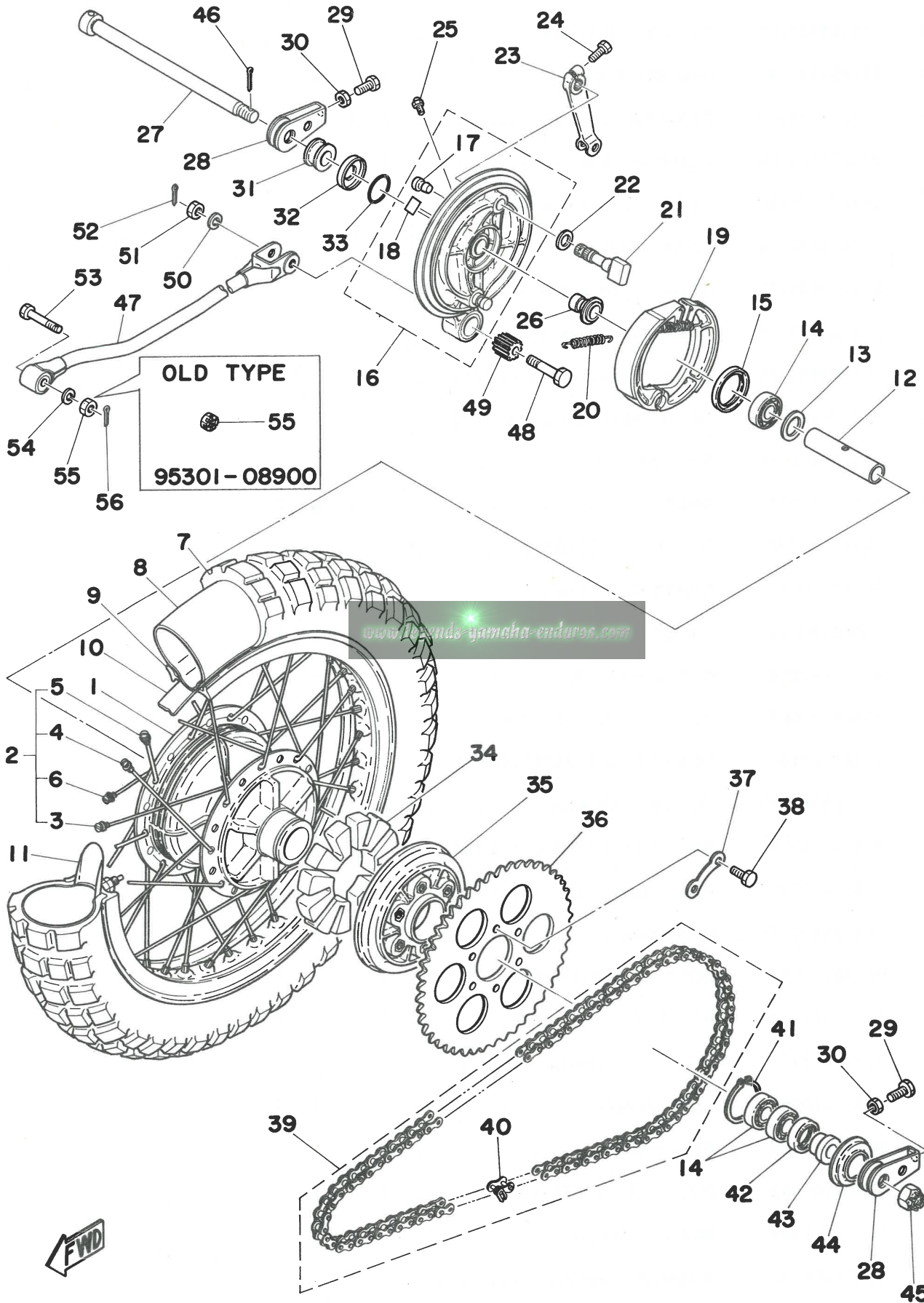
Fig. 30 REAR WHEEL



Ref. No.	Parts No.	Description	Q'ty				Applicable Machine No.	Remarks
			250B	250C	400B	400C		
30-31	90387-17141	COLLAR (275-25383-00)	1	1	1	1		
32	275-25327-00	COVER, plate dust	1	1	1	1		
33	93210-31114	O-RING (2.4-31)	1	1	1	1		
34	275-25364-00	DAMPER, clutch	6	6	6	6		
35	275-25366-00	CLUTCH, hub	1	1	1	1		
36	214-25446-10	GEAR, sprocket wheel (46T) ..	} U.R U.R 1 1				STD	
	214-25447-10	GEAR, sprocket wheel (47T) ..						
	214-25448-10	GEAR, sprocket wheel (48T) ..						
	214-25439-10	GEAR, sprocket wheel (39T) ..	} U.R U.R 1 1				STD	
	214-25440-10	GEAR, sprocket wheel (40T) ..						
	214-25441-10	GEAR, sprocket wheel (41T) ..						
37	214-25412-00	WASHER, lock	3	3	3	3		
38	90109-08377	BOLT	6	6	6	6		
39	94585-20102	CHAIN (DID520DS-102L)	1	1				
	94585-20097	CHAIN (DID520DS-97L)			1	1		
40	94685-20001	. JOINT, chain	1	1	1	1		
41	93410-52034	CIRCLIP (S-52)	1	1	1	1		
42	93106-25003	OIL SEAL (DD-25-40-9)	1	1	1	1		
43	90387-17140	COLLAR (275-25377-00)	1	1	1	1		
44	275-25367-00	COVER, hub dust	1	1	1	1		
45	90171-16007	NUT, castle (275-25382-00) ..	1	1	1	1		
46	91401-30030	PIN, cotter	1	1	1	1		
47	363-25371-00	BAR, tension	1	1	1	1		
48	90102-10007	BOLT (275-25373-00)	1	1	1	1		
49	275-22123-00	BUSHING	1	1	1	1		
50	92901-10100	WASHER, spring	1	1	1	1		
51	95301-10700	NUT, hexagon	1	1	1	1		
52	91401-25018	PIN, cotter	1	1	1	1		
53	90102-08002	BOLT (363-25373-00)	1		1			
	90102-08019	BOLT, hexagon	1	1	1	1		
54	92901-08100	WASHER, spring	1	1	1	1		



Fig. 30 REAR WHEEL

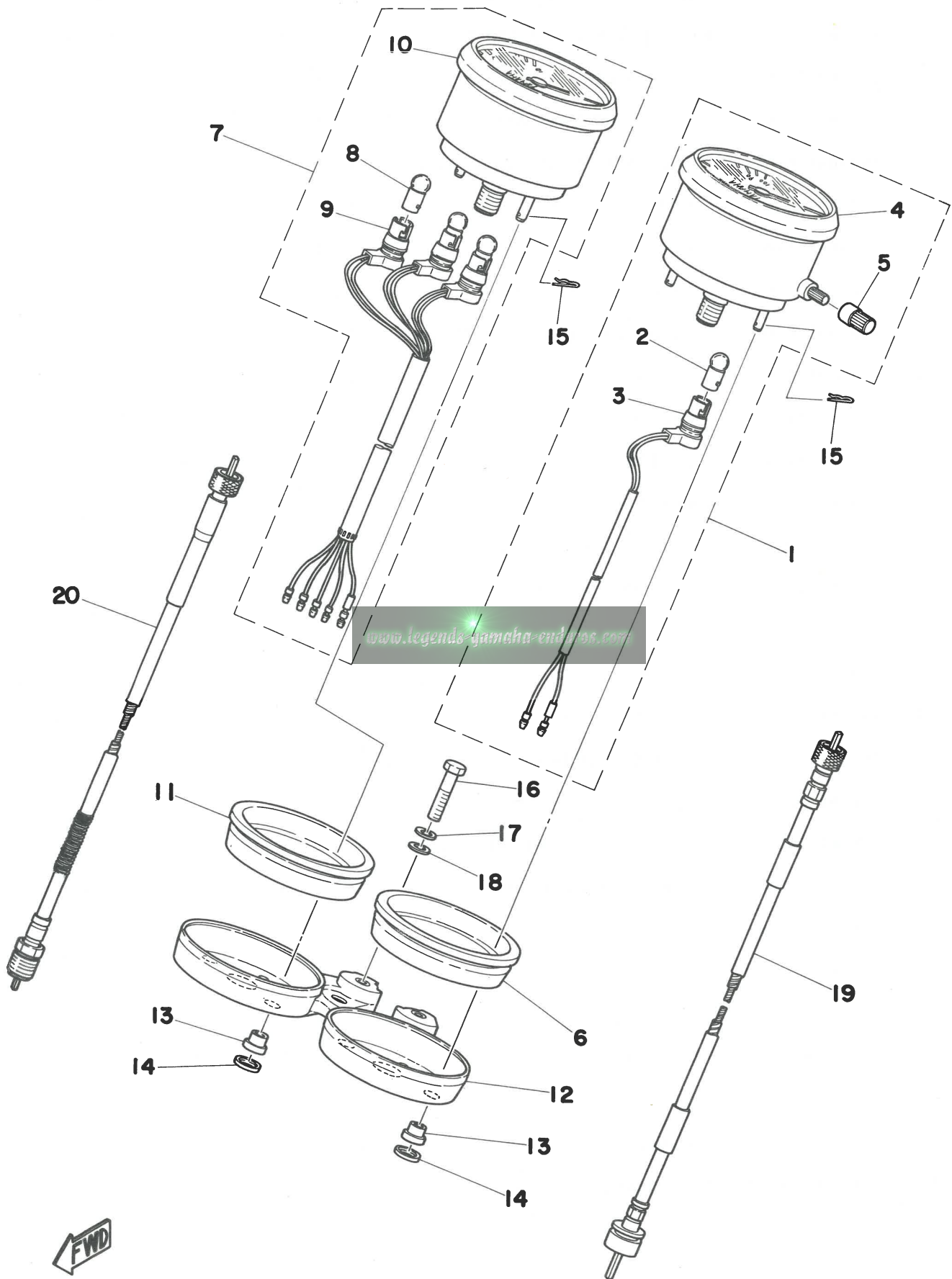


Ref. No.	Parts No.	Description	Q'ty				Applicable Machine No.	Remarks
			250B	250C	400B	400C		
30-55	95301-08900	NUT, slotted	1		1			
	95301-08600	NUT, hexagon		1		1		
56	91401-20018	PIN, cotter	1	1	1	1		

www.legends-yamaha-enduros.com

Ref. No.	Parts No.	Description	Q'ty			Applicable Machine No.	Remarks
			250B	250C	400B 400C		
31- 1	438-84130-61-20	HEAD LAMP BODY ASS'Y ...	1		1		Crystal Silver
	498-84130-60-20	HEAD LMAP BODY ASS'Y ...		1	1		Crystal Silver
2	214-84153-60	. GROMMET	1		1		
3	498-84110-60	HEAD LAMP UNIT ASS'Y	1		1		
	498-84110-61	HEAD LAMP UNIT ASS'Y		1	1		
4	498-84115-60	. RIM, head lamp	1	1	1	1	
5	498-84195-60	. RING, retaining	1	1	1	1	
6	438-84120-61	. LENS ASS'Y (6V-35/35W) ...	1		1		
	498-84120-60	. LENS ASS'Y (6V-30/30W) ...		1	1		
7	438-84194-60	. SCREW	2	2	2	2	
8	92901-05100	. WASHER	2	2	2	2	
9	438-84131-61	. SCREW, rim adjusting	1	1	1	1	
10	438-84133-60	. SPACER	1	1	1	1	
11	92901-04200	. WASHER, plain	1	1	1	1	
12	92901-04100	. WASHER, spring	2	2	2	2	
13	95301-04600	. NUT, hexagon <i>hexagonends-garaha-arduras.2mm</i>	2	2	2	2	
14	198-84334-60	. NUT	1	1	1	1	
15	341-84397-61	. COVER		1	1		
16	261-84312-61	. SOCKET CORD ASS'Y	1		1		
	371-84312-60	. SOCKET CORD ASS'Y		1	1		
17	148-84324-00	. SPRING, reflector set	3		3		
	507-84324-60	. SPRING, reflector set		3	3		
18	498-84128-60	. SPACER		1	1		
19	195-84325-00	SCREW, ovalhead	1	1	1	1	
20	97304-08025	BOLT, hexagon	2		2		
	97304-08035	BOLT, hexagon		2	2		
21	92901-08200	WASHER, plain	2	2	2	2	
22	92901-08100	WASHER, spring	2	2	2	2	
23	95301-08600	NUT, hexagon	2	2	2	2	

Fig. 32 SPEEDOMETER · TACHOMETER



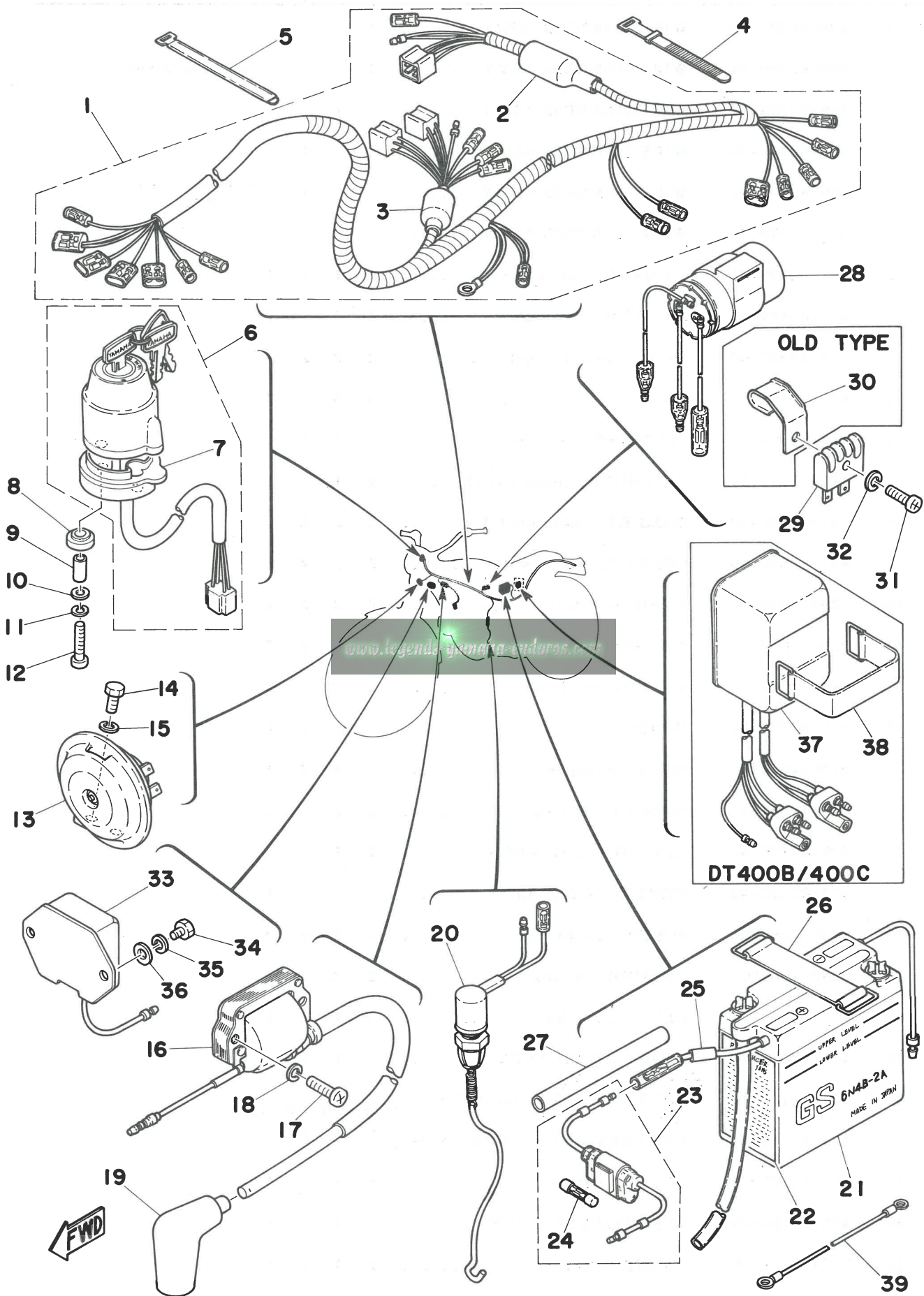
Ref. No.	Parts No.	Description	Q'ty				Applicable Machine No.	Remarks
			250B	250C	400B	400C		
32- 1	438-83570-31	SPEEDOMETER ASS'Y	1	1	1	1	Mile/h	
2	122-83516-10	. BULB (6V-3W)	1	1	1	1		
3	438-83536-30	. SOCKET, meter	1	1	1	1		
4	437-83513-00	. DAMPER, meter	1	1	1	1		
5	308-83578-30	. KNOB	1	1	1	1		
6	438-83526-00	DAMPER, meter	1			1		
	438-83526-01	DAMPER, meter	1	1	1	1	250 Frame No.213737~ 400 Frame No.013925~	
7	438-83540-02	TACHOMETER ASS'Y	1	1	1	1		
8	122-83516-10	. BULB (6V-3W)	3	3	3	3		
9	437-83520-30	. SOCKET, meter	1	1	1	1		
10	437-83513-00	. DAMPER, meter	1	1	1	1		
11	438-83592-00	DAMPER, tachometer	1			1		
	438-83526-01	DAMPER, tachometer	1	1	1	1	250 Frame No.213737~ 400 Frame No.013925~	
12	438-83519-00-98	BRACKET, meter	1			1	Frosting Black	
	438-83519-01-98	BRACKET, meter	1	1	1	1	250 Frame No.213737~ 400 Frame No.013925~ Frosting Black	
13	437-83523-00	DAMPER	4	4	4	4		
14	437-83524-00	WASHER, special	4	4	4	4		
15	437-83525-00	CLIP	4	4	4	4		
16	97301-06030	BOLT, hexagon	2	2	2	2		
17	92901-06100	WASHER, spring	2	2	2	2		
18	92901-06600	WASHER, plate	2	2	2	2		
19	438-83550-00	SPEEDOMETER CABLE ASS'Y	1	1	1	1		
20	438-83560-00	TACHOMETER CABLE ASS'Y	1	1	1	1		

Ref. No.	Parts No.	Description	Q'ty				Applicable Machine No.	Remarks
			250B	250C	400B	400C		
33- 1	437-84510-60	TAIL LAMP UNIT ASS'Y	1	1	1	1		
2	437-84511-60	. BASE, tail lamp	1	1	1	1		
3	388-84514-61	. BULB, tail lamp (6V-32/3CP)	1	1	1	1		
4	275-84523-60	. GASKET, tail lamp	1	1	1	1		
5	341-84721-60	. LENS, tail lmap	1	1	1	1		
6	341-84724-60	. SCREW, lens fitting	3	3	3	3		
7	341-84722-60	. WASHER	3	3	3	3		
8	437-84551-61-20	BRACKET, license	1	1	1	1	Crystal Silver	
9	437-84527-60	DAMPER	1	1	1	1		
10	275-84526-60	SCREW	2	2	2	2		
11	437-84525-60	WASHER, special	2	2	2	2		
12	275-84527-60	DAMPER	2	2	2	2		
13	341-85111-60	REFLECTOR	2	2	2	2		
14	92901-05100	WASHER, spring	2	2	2	2		
15	95303-05600	NUT, hexagon	2	2	2	2		
16	90480-14102	GROMMET (214-21717-00)	1	1	1	1		
17	90387-07390	COLLAR (7-10-11.5)	1	1	1	1		
18	90209-06095	WASHER (102-28323-00)	1	1	1	1		
19	92901-06100	WASHER, spring	1	1	1	1		
20	95301-06800	NUT, crown	1	1	1	1		
21	90201-06067	WASHER, plate	1	1	1	1		
22	97301-06025	BOLT, hexagon	1	1	1	1		
23	308-84553-00	DAMPER	1	1	1	1		
24	90109-06022	BOLT (338-84552-00)	2	2	2	2		
25	90209-08125	WASHER	2	2	2	2		
26	95301-06600	NUT, hexagon	2	2	2	2		
27	92901-06100	WASHER, spring	2	2	2	2		
28	438-84517-00	CORD, tail lamp	1	1	1	1		
29	90480-12013	GROMMET (152-84518-00)	1	1	1	1		
30	90480-15061	GROMMET	1	1	1	1		

Ref. No.	Parts No.	Description	Q'ty				Applicable Machine No.	Remarks
			250B	250C	400B	400C		
34- 1	438-83310-62-93	FRONT FLASHER LAMP ASS'Y, left	1	1	1	1		
2	438-83320-62-93	FRONT FLASHER LAMP ASS'Y, right	1	1	1	1		
3	115-83311-60	. BULB (6V-17W)	2	2	2	2		
4	341-83313-70	. GASKET, flasher lens	2	2	2	2		
5	341-83312-70	. LENS, flasher	2	2	2	2		
6	341-83333-70	. SCREW, lens fitting	4	4	4	4		
7	95303-08600	NUT, hexagon	2	2	2	2		
8	275-83318-00	STAY, flasher 1	2	2	2	2		
9	437-83328-00	STAY, flasher 2	2	2	2	2		
10	92901-06300	WASHER, tooth	4	4	4	4		
11	92503-06015	SCREW, panhead	4	4	4	4		
12	438-83330-61-93	REAR FLASHER LAMP ASS'Y, left	1	1	1	1		
13	438-83340-61-93	REAR FLASHER LAMP ASS'Y, right	1	1	1	1		
14	115-83311-60	. BULB (6V-17W)	2	2	2	2		
15	341-83313-70	. GASKET, flasher lens	2	2	2	2		
16	341-83332-70	. LENS, flasher	2	2	2	2		
17	341-83333-70	. SCREW, panhead	4	4	4	4		
18	341-83316-01	COLLAR, flasher	2	2	2	2		
19	341-83321-01	DAMPER, flasher	2	2	2	2		
20	438-83368-01-93	STAY, flasher 3	2		2			
	438-83368-02-33	STAY, flasher 3		2		2	Yamaha Black	
21	90209-08098	WASHER (341-83348-00)	2	2	2	2		
22	95303-08600	NUT, hexagon	2	2	2	2		
23	438-83336-00	CORD	1	1	1	1		
24	438-83346-00	CORD	1	1	1	1		

Ref. No.	Parts No.	Description	Q'ty				Applicable Machine No.	Remarks
			250B	250C	400B	400C		
35- 1	498-82590-20	WIRE HARNESS ASS'Y	1				
	498-82590-21	WIRE HARNESS ASS'Y	1		250 Frame No.214350~		
	498-82590-22	WIRE HARNESS ASS'Y		1			
	500-82590-20	WIRE HARNESS ASS'Y			1		
	500-82590-21	WIRE HARNESS ASS'Y			1	400 Frame No.014000~ (presumption)	
	500-82590-22	WIRE HARNESS ASS'Y			1		
2	307-82599-01	. COVER, connector	1	1	1	1	
3	498-82599-00	. COVER, connector	1	1	1	1	
4	437-83936-00	BAND, switch cord	2	2	2	2	
5	341-26397-01	BAND	3	3	3	3	
6	443-82508-20	MAIN SWITCH ASS'Y	1	1	1	1	
7	437-82555-00	. DAMPER, main switch	1	1	1	1	
8	437-82556-00	DAMPER, main switch 2	2	2	2	2	
9	437-82516-00	COLLAR, main switch	2	2	2	2	
10	92901-05200	WASHER, plain	2	2	2	2	
11	92901-05100	WASHER, spring	2	2	2	2	
12	98501-05025	SCREW, panhead	2	2	2	2	
13	437-83371-12	HORN	1	1	1	1	
14	97301-06012	BOLT, hexagon	2	2	2	2	
15	92901-06100	WASHER, spring	2	2	2	2	
16	498-82310-40	IGNITION COIL ASS'Y	1	1			
	437-82310-40	IGNITION COIL ASS'Y			1	1	
17	92501-06020	SCREW, panhead	2	2	2	2	
18	92901-06100	WASHER, spring	2	2	2	2	
19	437-82370-21	PLUG CAP ASS'Y	1	1	1	1	
20	438-82530-00	STOP SWITCH ASS'Y	1	1	1	1	
21	437-82110-11	BATTERY ASS'Y (6N4B-2A-3)	}	U.R	U.R	U.R	U.R	
	437-82110-21	BATTERY ASS'Y (6N4B-2A-3)						
22	104-82141-09	LABEL, battery	1	1	1	1	
23	353-82150-00	FUSE HOLDER ASS'Y	1	1	1	1	
24	116-82151-00	. FUSE (6V-10A)	1	1	1	1	
25	90446-07093	HOSE (438-83939-00)	1	1	1	1	

Fig. 35 ELECTRICAL



Ref. No.	Parts No.	Description	Q'ty				Applicable Machine No.	Remarks
			250B	250C	400B	400C		
35-26	122-82131-00	BAND, battery	1	1	1	1		
27	90446-09100	HOSE (6-100)	1	1	1	1		
28	438-83350-61	FLASHER RELAY ASS'Y	1	1	1	1		
29	353-81970-61	RECTIFIER ASS'Y	1			1		
	353-81970-62	RECTIFIER ASS'Y	1	1	1	1		
30	90465-06013	CLIP (183-26278-00)	1		1		Discontinued	
31	98501-05018	SCREW, panehad	1	1	1	1		
32	92901-05100	WASHER, spring	1	1	1	1		
33	498-81910-20	VOLTAGE REGULATOR ASS'Y	}	U.R	1	U.R	1	
	498-81910-60	VOLTAGE REGULATOR ASS'Y						
34	97301-06012	BOLT, hexagon		2		2		
35	92901-06100	WASHER, spring		2		2		
36	92901-06600	WASHER, plate		2		2		
37	445-85540-22	C. D. I. UNIT ASS'Y			1	1		
38	116-82131-00	BAND, battery fitting			1	1		
39	498-82116-00	WIRE, minus lead		1	1	1	1	

www.legends-yamaha-enduros.com

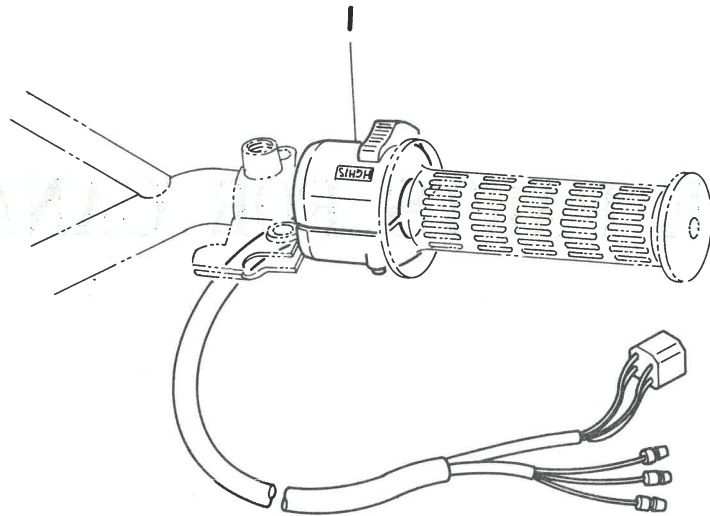
EXCLUSIVE PARTS FOR CANADA

www.legends-yamaha-enduros.com

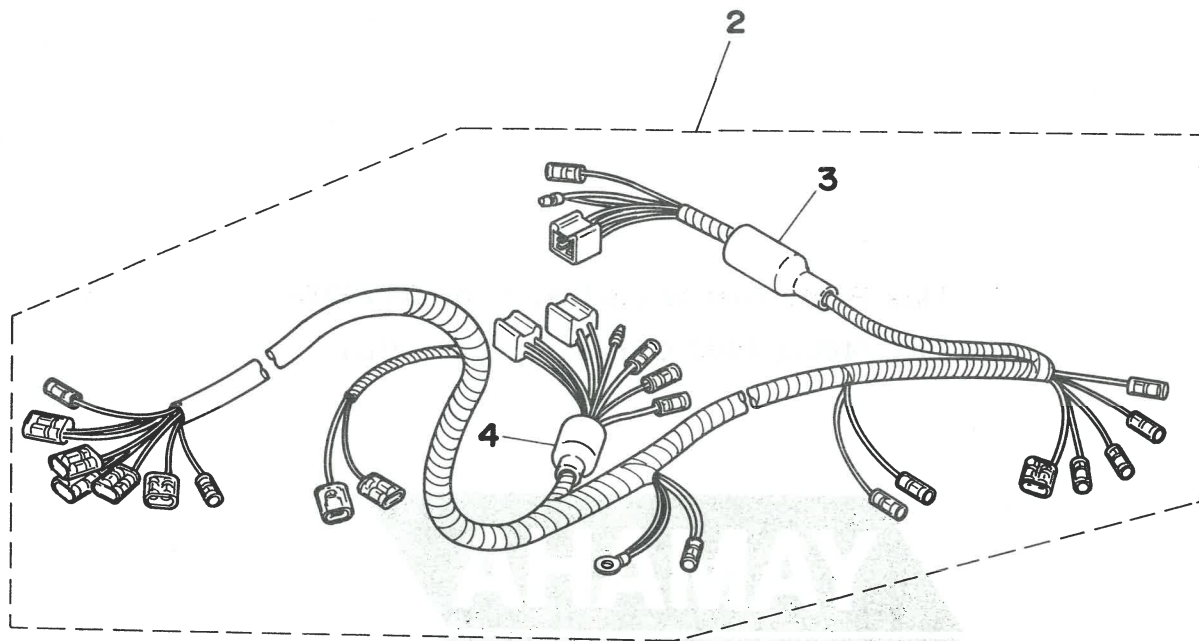
This Parts List is exclusive for DT250B/
250C/400B/400C Canada specification.



Fig. 36 EXCLUSIVE PARTS FOR CANADA



www.legends-yamaha-enduros.com



Ref. No.	Parts No.	Description	Q'ty				Applicable Machine No.	Remarks
			250B	250C	400B	400C		
36- 1	498-83973-50	SWITCH, handle 3	1	1	1	1		
2	498-82590-50	WIRE HARNESS ASS'Y	1	1				
	500-82590-50	WIRE HARNESS ASS'Y			1	1		
3	307-82599-01	. COVER, connector	1	1	1	1		
4	498-82599-00	. COVER, connector	1	1	1	1		

www.legends-yamaha-enduros.com

www.legends-yamaha-enduros.com

NUMERICAL INDEX

www.legends-yamaha-enduros.com



NUMERICAL INDEX

www.legends-yamaha-enduros.com



NUMERICAL INDEX

Ref No.	Parts No.	Ref No.	Parts No.	Ref No.	Parts No.
29-37	102-25137-00	13-31	137-14133-00	6-29	168-17428-01-03
17-15	104-81328-20	14-31	137-14133-00	6-12	168-17428-01-05
35-22	104-82141-09	13- 8	137-14143-28	6-29	168-17428-01-05
29-35	109-25136-00	13- 8	137-14143-30	22-19	168-21639-00
17-16	110-81345-21	13- 8	137-14143-30	30-23	168-25355-00
17-10	110-81346-21	13- 8	137-14143-32	30-28	168-25389-00
17-13	110-81347-21	13- 8	137-14143-32	13-37	170-14178-00
34- 3	115-83311-60	14- 5	137-14143-32	5-14	170-16164-00
34-14	115-83311-60	13- 8	137-14143-34	14-34	174-14171-00
17-12	116-81331-20	14- 5	137-14143-34	5-10	174-16356-00
35-38	116-82131-00	14- 5	137-14143-36	29-13	183-25315-00
35-24	116-82151-00	13- 7	137-14153-00	14- 2	193-14142-40
23-36	122-23119-01	14- 6	137-14153-00	13- 2	193-14142-50
23-35	122-23129-00	13-13	137-14186-00	14- 2	193-14142-50
24- 7	122-23411-00	2-16	137-15353-00	31-19	195-84325-00
24- 5	122-23412-00	7-11	137-15353-00	31-14	198-84334-60
24- 8	122-23416-00	29-25	137-25153-00	14-30	204-14122-00
35-26	122-82131-00	30-13	146-25315-00	4-11	214-11633-00
32- 2	122-83516-10	30-22	148-25353-00	14-10	214-14118-00
32- 8	122-83516-10	31-17	148-84324-00	13- 5	214-14147-00
16- 1	126-13116-00	30-27	150-25381-00	14- 8	214-14187-00
13-33	127-14134-00	13-32	152-14123-00	13- 4	214-14195-00
14-33	127-14134-00	14-32	152-14123-00	14-42	214-14197-00
13-29	127-14161-00	9- 2	156-15618-01	15- 2	214-14613-00
14-29	127-14161-00	9-13	156-17417-00-01	4-21	214-16119-00
14- 9	127-14186-00	9-13	156-17417-00-02	5-27	214-16389-00
13-38	132-14179-00	9-13	156-17417-00-03	6-24	214-17211-10
8- 2	132-18113-01	6-28	156-17429-00	6-18	214-17221-10
19-17	134-23484-10	24- 2	156-23411-00	6-35	214-17461-30
14- 4	136-14195-00	24- 4	156-23412-00	6-35	214-17461-40
29-13	136-25115-00	26- 7	156-24181-00	6-35	214-17461-50
16-14	137-13128-00	13-21	164-14137-00	10- 5	214-17841-01
16- 8	137-13137-00-03	14-21	164-14137-00	8- 4	214-18131-00
16- 8	137-13137-00-05	24- 1	164-23462-00	27- 4	214-21771-00
16- 8	137-13137-00-10	13- 3	168-14190-25	23-23	214-23114-00
16- 9	137-13138-01	5- 4	168-16321-10	23-14	214-23141-00
16- 4	137-13176-00	6-12	168-17428-01-03	23- 4	214-23146-00

NUMERICAL INDEX

Ref No.	Parts No.	Ref No.	Parts No.	Ref No.	Parts No.
23- 9	214-23146-00	20- 4	240-22127-00	23-16	278-23142-50
23- 5	214-23156-00	13-23	248-14131-00	23-18	278-23144-50
23-10	214-23156-00	10- 4	248-17837-00	23- 3	278-23145-51
23-26	214-23318-00	28- 8	248-24726-00-33	23- 8	278-23145-51
26-22	214-24512-00	13-35	256-14135-00	23-33	278-23158-50
26-15	214-24513-00	16- 2	256-17837-00	23-34	278-23181-50
26-19	214-24535-00	31-16	261-84312-61	13-11	280-14185-00
28-14	214-24724-00	4- 5	275-11681-00	13-12	280-14187-00
28- 9	214-24728-00-33	11-13	275-12278-00	19-31	288-21376-00
29-12	214-25117-00	14-20	275-14116-02	23-24	291-23111-60
29-40	214-25118-00	13-30	275-14122-00	23-15	291-23124-60
30-19	214-25130-00	14-36	275-14175-00	23-20	291-23163-61
29-19	214-25149-01	14-37	275-14178-00	23-30	291-23167-60
29-24	214-25151-00	14- 7	275-14185-00	35- 2	307-82599-01
29-11	214-25194-00	30-49	275-22123-00	29-20	308-25135-00
30-21	214-25351-00	20- 6	275-22141-00	29-32	308-25138-00
30-21	214-25351-01	23-19	275-23122-60	32- 5	308-83578-30
30-11	214-25394-00	29-38	275-25181-00	33-23	308-84553-00
30-37	214-25412-00	30-12	275-25317-00	14-41	313-14197-00
30-36	214-25439-10	30-32	275-25327-00	24-17	315-23441-00-98
30-36	214-25440-10	30-34	275-25364-00	24-10	321-23435-00-98
30-36	214-25441-10	30-35	275-25366-00	22- 5	322-21541-00
30-36	214-25446-10	30-44	275-25367-00	20- 5	322-22128-01
30-36	214-25447-10	34- 8	275-83318-00	20-11	322-22213-20
30-36	214-25448-10	33- 4	275-84523-60	29- 5	322-25179-90
25- 2	214-26241-00	33-10	275-84526-60	29- 6	322-25189-90
25-23	214-26242-00	33-12	275-84527-60	2- 8	328-15316-00
21- 1	214-27311-01	13- 6	276-14145-00	19-16	341-23408-01
25- 6	214-83912-01	19-42	276-14747-00	28-15	341-24818-02
25- 7	214-83913-00	13-18	278-14141-34	25-37	341-26290-01
25-14	214-83913-00	13-34	278-14171-00	25-36	341-26290-10
31- 2	214-84153-60	13-39	278-14174-00	25-35	341-26397-01
25-13	233-83922-31	8-16	278-18127-00	35- 5	341-26397-01
14-22	239-14136-00	7- 9	278-18547-02	34- 5	341-83312-70
14-18	239-14141-38	23-22	278-23115-50	34- 4	341-83313-70
14-18	239-14141-40	23-21	278-23116-50	34-15	341-83313-70
14- 4	239-14195-00	23- 7	278-23128-50	34-18	341-83316-01

NUMERICAL INDEX

Ref No.	Parts No.	Ref No.	Parts No.	Ref No.	Parts No.
34-19	341-83321-01	13-25	363-14137-00	22- 1	401-21511-00-20
34-16	341-83332-70	14-25	363-14137-00	16-10	402-13146-00
34- 6	341-83333-70	13-28	363-14155-00	1-12	427-11161-00
34-17	341-83333-70	13-27	363-14198-00	29-27	431-25330-01
31-15	341-84397-61	14-27	363-14198-00	1- 2	434-11181-00
33- 5	341-84721-60	6-14	363-15383-00	15-23	434-14752-00
33- 7	341-84722-60	3- 4	363-15451-00	2-17	434-15118-00
33- 6	341-84724-60	9-14	363-15641-00	9-24	434-15668-00
33-13	341-85111-60	9-28	363-15656-00	5-19	434-16382-01
16-20	353-13552-01	9-29	363-15659-00	8-10	434-18121-00
35-29	353-81970-61	9-16	363-15671-01	7-20	434-18122-00
35-29	353-81970-62	9-25	363-15674-00	7- 1	434-18541-02
35-23	353-82150-00	9-18	363-15676-00	7- 3	434-18561-00
13-36	360-14175-00	9-26	363-15686-00	23-12	434-23171-00
13-14	360-14184-00	5-26	363-16344-00	25-22	434-26243-00
5-16	360-16154-00	8- 8	363-18125-00	21- 8	434-27411-00
7- 5	360-18141-01	7-13	363-18511-00	21- 9	434-27421-00
27- 2	360-21761-00	7-18	363-18531-00	15-12	437-14771-00
25-26	360-26329-02	7-15	363-18535-00	19-34	437-21717-10
13-24	361-14147-00	19-13	363-21471-00	27-13	437-21779-00
25-11	361-82920-92	26- 8	363-24183-00	28- 3	437-24726-00
25-12	361-82921-31	30-47	363-25371-00	29-23	437-25134-00
25-18	361-83980-30	25-33	363-26335-03	30-18	437-25134-00
1-11	363-11161-00	21-24	363-27231-00	25-24	437-26311-02
11- 3	363-11198-00	1- 4	364-11351-00	35-21	437-82110-11
11- 6	363-12273-00	16- 3	364-13175-00	35-21	437-82110-21
11- 5	363-12279-01	3- 6	364-15461-01	35-16	437-82310-40
11- 1	363-12281-01	9-22	364-15668-00	35-19	437-82370-21
11- 8	363-12282-00	5-24	364-16343-00	35- 9	437-82516-00
11- 4	363-12283-01	7-14	364-18511-00	35- 7	437-82555-00
11-14	363-12292-01	6-23	365-17241-10	35- 8	437-82556-00
16- 3	363-13175-00	31-16	371-84312-60	34- 9	437-83328-00
12-18	363-13610-00	23-39	371-85111-00	35-13	437-83371-12
12-19	363-13613-00	25-34	382-26372-01	32- 4	437-83513-00
12-20	363-13616-00	33- 3	388-84514-61	32-10	437-83513-00
12-23	363-13621-00	19-21	395-21638-00	32- 9	437-83520-30
14-23	363-14131-00	13-22	401-14136-00	32-13	437-83523-00

NUMERICAL INDEX

Ref No.	Parts No.	Ref No.	Parts No.	Ref No.	Parts No.
32-14	437-83524-00	6-20	438-17231-00	19-29	438-28100-10
32-15	437-83525-00	6-23	438-17241-00	17- 1	438-81300-21
35- 4	437-83936-00	6-19	438-17251-00	17- 7	438-81312-20
25-20	437-83976-01	10- 7	438-17811-00	17- 3	438-81313-20
33- 1	437-84510-60	10- 9	438-17812-00	17-14	438-81315-20
33- 2	437-84511-60	10- 2	438-17831-00	17- 9	438-81321-20
33-11	437-84525-60	10- 1	438-17861-00	17- 6	438-81332-20
33- 9	437-84527-60	8- 1	438-18111-00-93	17- 2	438-81350-20
33- 8	437-84551-61-20	19-22	438-21170-01-33	35-20	438-82530-00
4- 9	438-11610-00	19- 2	438-21416-01-33	34- 1	438-83310-62-93
4- 9	438-11610-10	22- 8	438-21610-00-20	34- 2	438-83320-62-93
4- 9	438-11610-20	22- 9	438-21629-01	34-12	438-83330-61-93
4- 9	438-11610-30	27- 1	438-21705-01-N7	34-23	438-83336-00
4- 9	438-11610-40	27- 1	438-21705-01-U2	34-13	438-83340-61-93
4-25	438-11630-00	27- 1	438-21705-01-26	34-24	438-83346-00
4-25	438-11630-10	19-33	438-21711-00	35-28	438-83350-61
4-25	438-11630-20	19-36	438-21721-00	34-20	438-83368-01-93
4-25	438-11630-30	27- 3	438-21754-00	34-20	438-83368-02-33
4-25	438-11630-40	19-30	438-21755-00	32-12	438-83519-00-98
4- 8	438-11631-01-96	20- 1	438-22110-01-33	32-12	438-83519-01-98
4- 8	438-11631-01-98	20-24	438-22151-00	32- 6	438-83526-00
4- 8	438-11635-01	20-10	438-22210-01	32- 6	438-83526-01
4- 8	438-11636-01	20-13	438-22311-02-33	32-11	438-83526-01
4- 8	438-11637-01	20-18	438-22318-00-33	32- 3	438-83536-30
4- 8	438-11638-01	23-37	438-23121-00-20	32- 7	438-83540-02
12- 1	438-14411-00	23-38	438-23131-00-20	32-19	438-83550-00
12- 1	438-14411-01	23-25	438-23340-00-33	32-20	438-83560-00
12- 3	438-14412-00	28-10	438-24705-01	32- 1	438-83570-31
12- 7	438-14437-00	30- 2	438-25304-00	32-11	438-83592-00
12- 2	438-14451-01	30- 1	438-25311-00	31- 6	438-84120-61
15-23	438-14752-00	30-16	438-25320-10	31- 1	438-84130-61-20
15-28	438-14757-00	30- 5	438-25391-90	31- 9	438-84131-61
2- 9	438-15317-00	30- 6	438-25392-90	31-10	438-84133-60
6- 8	438-17121-00	30- 3	438-25396-90	31- 7	438-84194-60
6- 5	438-17131-01	30- 4	438-25397-90	33-28	438-84517-00
6- 2	438-17141-00	25- 1	438-26111-00	13-41	439-14197-00
6- 7	438-17151-00	25-27	438-26393-00	35- 6	443-82508-20

NUMERICAL INDEX

Ref No.	Parts No.	Ref No.	Parts No.	Ref No.	Parts No.
18-15	445-81328-20	15-27	498-14781-00	19- 1	498-21110-00-33
18- 3	445-85512-20	15-27	498-14781-01	19- 1	498-21110-11-33
18-13	445-85515-20	2- 1	498-15111-00	19- 1	498-21110-13-33
18- 8	445-85517-20	2- 1	498-15111-01	19-40	498-21485-00
18- 6	445-85518-20	2- 2	498-15121-00	19-41	498-21486-00
18- 7	445-85519-20	2- 2	498-15121-01	23-41	498-21541-01
18-17	445-85528-20	3-12	498-15363-00	27-14	498-21787-00
35-37	445-85540-22	2-13	498-15371-00	27-14	498-21787-01
18-10	445-85580-21	3-14	498-15371-00	27-14	498-21787-01
21- 1	456-27311-00	6-30	498-15381-00	23- 1	498-23101-00
14-28	493-14155-00	3- 1	498-15411-00	23-17	498-23118-00
13-10	493-14166-00	3- 7	498-15416-00	23- 2	498-23126-00
1- 1	498-11111-01	3- 7	498-15416-01	23- 6	498-23136-00
1-11	498-11161-00	3- 2	498-15421-00	23-13	498-23170-00
1-12	498-11161-00	3- 5	498-15431-00	23-42	498-23318-01
1- 3	498-11311-00	3- 5	498-15431-01	23-43	498-23319-01
4- 1	498-11400-00	3- 8	498-15456-00	26- 1	498-24110-00-01
4- 2	498-11412-00	9- 1	498-15611-00-93	26- 1	498-24110-00-04
4- 3	498-11422-00	9- 3	498-15621-00-91	26- 1	498-24110-00-07
4- 4	498-11651-00	6-38	498-15651-02	26- 1	498-24110-00-08
16- 7	498-13101-00	9-10	498-15661-00	26- 2	498-24244-00
16-24	498-13174-00	9-23	498-15664-00	26- 2	498-24244-01
12-15	498-13565-02	4-20	498-16111-00	26- 3	498-24245-00
13- 1	498-14101-61	5- 2	498-16150-00	26- 3	498-24245-01
13- 1	498-14101-62	5-15	498-16181-00	26- 4	498-24246-00
13-19	498-14112-30	5- 1	498-16301-00	26- 4	498-24246-01
13-26	498-14158-00-33	5- 5	498-16325-00	26- 2	498-24247-00
13-15	498-14181-00-33	5- 6	498-16351-00	26- 2	498-24247-01
12-13	498-14453-01	5-18	498-16356-00	26- 3	498-24248-00
15- 1	498-14610-00	5- 3	498-16371-00	26- 3	498-24248-01
15- 1	498-14610-01	5-27	498-16389-00	26- 4	498-24249-00
15- 6	498-14718-00-93	6-18	498-17221-00	26- 4	498-24249-01
15-11	498-14729-00	6-20	498-17231-00	26-13	498-24500-00
15-11	498-14729-01	6-19	498-17251-00	26-21	498-24521-00
15-11	498-14729-01	6- 1	498-17411-00	26-20	498-24522-00
15-22	498-14753-00	6-16	498-17421-01	26-14	498-24523-00
15-22	498-14753-01	7-22	498-18151-02	26-16	498-24524-00

NUMERICAL INDEX

Ref No.	Parts No.	Ref No.	Parts No.	Ref No.	Parts No.
26-18	498-24525-00	25- 3	498-83972-61	14-19	500-14112-30
26- 5	498-24602-02	31- 3	498-84110-60	14-13	500-14115-00
26- 5	498-24602-03	31- 3	498-84110-61	14-35	500-14135-00
26- 6	498-24612-00	31- 4	498-84115-60	14-15	500-14146-00
28- 1	498-24710-00	31- 6	498-84120-60	14-26	500-14158-00-33
28- 1	498-24710-01	31-18	498-84128-60	14-39	500-14174-00
28- 2	498-24711-00	31- 1	498-84130-60-20	14-12	500-14181-00-33
28- 2	498-24711-01	31- 5	498-84195-60	14-11	500-14184-00
29- 2	498-25104-00	1- 1	500-11111-00	14- 3	500-14190-25
29- 1	498-25111-00	1- 2	500-11181-00	12-13	500-14453-01
29-21	498-25120-10	1- 3	500-11311-00	15- 1	500-14610-00
29-29	498-25155-00	1- 4	500-11351-00	15- 1	500-14610-01
29- 3	498-25196-90	4- 1	500-11400-01	15-11	500-14729-00
29- 4	498-25197-90	4- 2	500-11412-01	2- 1	500-15111-00
25-25	498-26312-00	4- 3	500-11422-00	2- 2	500-15121-00
25-31	498-26341-02	4- 9	500-11610-00	4-20	500-16111-00
25-32	498-26372-00	4- 9	500-11610-10	5- 2	500-16150-00
21-17	498-27211-00-33	4- 9	500-11610-20	5- 1	500-16301-00
21-19	498-27212-00	4- 9	500-11610-30	27-14	500-21787-00
21-18	498-27235-00	4- 9	500-11610-40	26- 3	500-24245-00
21- 6	498-27412-00	4-25	500-11630-00	26- 3	500-24245-01
21- 7	498-27422-00	4-25	500-11630-10	26- 3	500-24248-00
17- 1	498-81300-21	4-25	500-11630-20	26- 3	500-24248-01
17- 7	498-81312-21	4-25	500-11630-30	25-25	500-26312-02
17- 3	498-81313-21	4-25	500-11630-40	25-26	500-26329-01
17-14	498-81315-21	4- 8	500-11631-02-96	35- 1	500-82590-20
35-33	498-81910-20	4- 8	500-11631-02-98	35- 1	500-82590-21
35-33	498-81910-60	4- 8	500-11635-02	35- 1	500-82590-22
25-39	498-82116-00	4- 8	500-11636-02	18- 1	500-85500-20
35-16	498-82310-40	4- 8	500-11637-02	18- 1	500-85500-21
35- 1	498-82590-20	4- 8	500-11638-02	18-13	500-85515-20
35- 1	498-82590-21	16- 7	500-13101-00	18- 8	500-85517-20
35- 1	498-82590-22	12-15	500-13565-01	18- 2	500-85550-20
35- 3	498-82599-00	14- 1	500-14101-60	31-17	507-84324-60
25- 4	498-82910-00	14- 1	500-14101-61	6-30	509-15381-00
25- 5	498-82911-00	14- 1	500-14101-62	3- 1	509-15411-00
25- 3	498-83972-60	14-19	500-14112-20	5-18	510-16356-00
				13-20	644-14116-21

NUMERICAL INDEX

Ref No.	Parts No.	Ref No.	Parts No.	Ref No.	Parts No.
17-11	654-81325-20	4-17	90170-12067	8- 6	90201-14220
13-40	802-14173-00	4-17	90170-12181	9- 7	90201-15234
14-40	802-14173-00	5-11	90170-18089	6-39	90201-17255
29-30	90101-06291	29-43	90171-14006	5-21	90201-17327
30-29	90101-08034	30-45	90171-16007	6- 9	90201-20266
19- 9	90101-08102	21-30	90179-06176	6-25	90201-20278
24-18	90101-08131	25-30	90179-08148	9-20	90201-20278
21-12	90101-08250	1-10	90179-10072	29-18	90201-22283
30-53	90102-08002	21-16	90179-12062	9-12	90201-25287
30-53	90102-08019	20- 8	90179-14163	6- 3	90201-25490
21- 2	90102-10006	6-37	90179-18020	15- 9	90202-05005
30-48	90102-10007	4-22	90179-18172	15- 8	90202-06010
19- 8	90105-08022	24- 9	90179-25033	26-24	90202-06010
19- 8	90105-08025	21-14	90185-08012	19-18	90206-04003
19- 9	90105-08026	19- 7	90185-08039	26-17	90206-18025
19-10	90105-10051	19- 7	90185-08054	15-29	90209-06061
24-12	90105-14060	23-32	90185-08054	33-18	90209-06095
33-24	90109-06022	19-12	90185-10035	19- 5	90209-08050
21-22	90109-06339	19-38	90201-05031	34-21	90209-08098
30-38	90109-08377	20-16	90201-06052	33-25	90209-08125
19-10	90109-10043	5- 8	90201-06058	26-10	90209-10101
20-12	90109-10195	15-18	90201-06067	24-11	90209-14022
7-12	90109-14223	19-25	90201-06067	6- 6	90209-22082
24-12	90109-14235	22- 4	90201-06067	6-21	90209-22082
7-12	90109-14390	22-15	90201-06067	4- 7	90209-25085
15- 3	90116-06146	33-21	90201-06067	8-14	90215-06016
15- 3	90116-06216	5- 8	90201-06557	8-17	90215-08015
1- 5	90116-08104	29-33	90201-07076	6-36	90215-21022
1- 8	90116-10087	24-14	90201-08083	11- 9	90240-03003
23-29	90119-08012	1- 6	90201-08100	5-28	90240-06005
25-29	90123-08046	15-15	90201-08100	21-25	90240-06006
26-23	90149-06011	22-21	90201-08113	21-29	90249-12008
8-11	90149-06017	21-13	90201-08382	7-17	90250-08017
7-12	90149-14031	23-31	90201-08544	19-19	90269-04003
5- 9	90153-06010	1- 9	90201-11155	4-23	90280-05013
5- 9	90159-06010	4-15	90201-12178	4-24	90282-07019
25-28	90170-10038	4-15	90201-12535	6-17	90336-11025

NUMERICAL INDEX

Ref No.	Parts No.	Ref No.	Parts No.	Ref No.	Parts No.
25-19	90338-09012	35-30	90465-06013	11- 7	90508-10010
7-19	90338-10063	3-16	90465-08069	5-20	90508-12131
7- 7	90338-32031	3-16	90465-10069	21-10	90508-26138
2-15	90340-14010	2-12	90465-20035	21-11	90508-26139
20- 3	90386-22077	27- 7	90467-08003	8- 9	90508-32052
22- 6	90387-06388	26-26	90467-10008	9-21	90508-32060
33-17	90387-07390	16-22	90468-02033	21-21	90508-45167
12- 9	90387-07391	16-23	90468-02033	20-15	90560-05001
19-24	90387-07391	28- 7	90468-10050	22- 7	90560-06151
27-10	90387-07391	24-20	90468-20055	28-16	90890-55045
15-13	90387-08242	23-28	90468-23060	3- 3	91316-06030
22-20	90387-08258	29-22	90480-10068	3- 9	91316-06035
10- 3	90387-10087	30-17	90480-10068	3-10	91316-06045
29-41	90387-15111	19-32	90480-10091	2- 4	91316-06060
29-39	90387-15117	33-29	90480-12013	2- 5	91316-06065
20- 2	90387-16398	19-35	90480-12053	2- 6	91316-06075
30-43	90387-17140	19-37	90480-12053	2- 7	91316-06100
30-31	90387-17141	20-14	90480-12096	5-29	91401-10010
30-26	90387-17450	12- 8	90480-14102	16-15	91401-12018
6-34	90387-25193	19-23	90480-14102	11-10	91401-16010
16-17	90430-04004	27- 9	90480-14102	11-12	91401-16010
5-25	90430-12036	33-16	90480-14102	30-56	91401-20018
27- 5	90430-29114	33-30	90480-15061	21- 4	91401-20025
16-21	90445-05217	15-14	90480-20132	21-27	91401-25012
2-14	90445-07040	26- 9	90480-25135	30-52	91401-25018
3-15	90445-07177	16-19	90501-02018	29-44	91401-30030
27- 6	90445-09124	7-10	90501-10062	30-46	91401-30030
26-25	90445-11149	21-28	90501-10245	28- 6	91501-05055
22-24	90446-07093	9- 6	90501-12081	2- 3	91810-05016
35-25	90446-07093	5- 7	90501-23138	3-11	91810-05016
22-25	90446-09077	9-17	90501-23143	15- 7	91903-06012
27- 8	90446-09099	19-20	90502-08005	15-10	91903-06035
35-27	90446-09100	29-28	90507-20002	12- 4	92501-06012
12-14	90460-43053	30-20	90507-20002	15-24	92501-06012
12-14	90460-51059	21- 5	90507-29004	17-17	92501-06020
12-12	90460-54062	21- 5	90507-29021	18-18	92501-06020
2-11	90462-05005	7-21	90508-08008	35-17	92501-06020

NUMERICAL INDEX

Ref No.	Parts No.	Ref No.	Parts No.	Ref No.	Parts No.
2-18	92501-08012	25-10	92901-06100	4-16	92901-12100
34-11	92503-06015	25-17	92901-06100	20- 7	92901-14100
6-15	92701-06012	27-11	92901-06100	29-42	92901-14200
6-31	92701-06012	28- 5	92901-06100	5-12	92901-18100
12-22	92901-03100	28-12	92901-06100	5-13	92901-18200
13-17	92901-04100	32-17	92901-06100	16- 5	93101-10001
14-17	92901-04100	33-19	92901-06100	16-13	93101-10001
18-12	92901-04100	33-27	92901-06100	5-22	93102-17004
31-12	92901-04100	35-15	92901-06100	29-15	93102-20009
31-11	92901-04200	35-18	92901-06100	6-33	93102-35054
16-11	92901-05100	35-35	92901-06100	4-14	93103-30092
17- 5	92901-05100	12- 6	92901-06200	4-18	93103-40091
18- 5	92901-05100	15-26	92901-06200	29-36	93104-07003
23-40	92901-05100	17-19	92901-06200	10- 8	93104-07036
31- 8	92901-05100	18-20	92901-06200	30-15	93104-46029
33-14	92901-05100	21-26	92901-06200	29-26	93105-50010
35-11	92901-05100	34-10	92901-06300	30-42	93106-25003
35-32	92901-05100	20-21	92901-06600	8- 7	93109-14005
35-10	92901-05200	22-12	92901-06600	9- 9	93109-20014
8-13	92901-06100	23-46	92901-06600	11- 2	93210-05215
10-10	92901-06100	28-13	92901-06600	14-38	93210-09285
12- 5	92901-06100	32-18	92901-06600	2-10	93210-11073
12-10	92901-06100	35-36	92901-06600	29-34	93210-14104
12-17	92901-06100	15- 4	92901-08100	10- 6	93210-17239
15- 4	92901-06100	15-16	92901-08100	14-14	93210-18283
15-19	92901-06100	19- 6	92901-08100	3-13	93210-19123
15-25	92901-06100	20-23	92901-08100	15-21	93210-27250
15-30	92901-06100	22-22	92901-08100	4-19	93210-29282
17-18	92901-06100	23-27	92901-08100	30-33	93210-31114
18-19	92901-06100	24-15	92901-08100	14-24	93210-40284
19-15	92901-06100	24-19	92901-08100	13- 9	93220-09001
19-26	92901-06100	30-54	92901-08100	29-14	93306-20201
20-20	92901-06100	31-22	92901-08100	29-16	93306-20203
22- 3	92901-06100	31-21	92901-08200	29-14	93306-20205
22-11	92901-06100	19-11	92901-10100	30-14	93306-20309
22-14	92901-06100	26-11	92901-10100	6-13	93306-20515
23-45	92901-06100	30-50	92901-10100	4-13	93306-20601

www.legends-yamaha-enduros.com

www.legends-yamaha-enduros.com



YAMAHA MOTOR CO., LTD.

PRINTED IN JAPAN

Second edition Apr., 1975

(LIT-10014-98-01)(498-28198-61)