



YAMAHA

PARTS LIST

MODEL MX250B

www.legends-yamaha-enduros.com

NOTICE

ALL PART NUMBERS CONTAINED IN THIS CATALOGUE ARE COMPRISED OF TEN DIGITS. WHEN ORDERING, PLEASE ADD TWO ZEROS TO THE END OF EACH PART NUMBER REQUIRED TO CONVERT THE TEN DIGITS INTO THE NEW TWELVE DIGIT NUMBERS.

YAMAHA MOTOR CO., LTD.

YAMAHA

PARTS LIST

MODEL MX250B

www.legends-yamaha-enduros.com

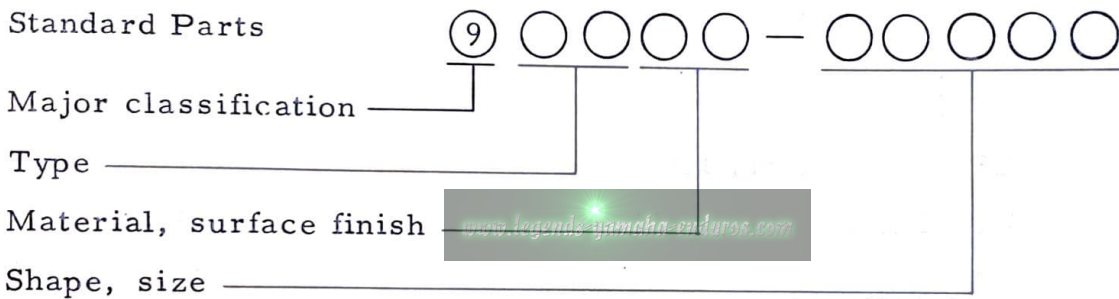
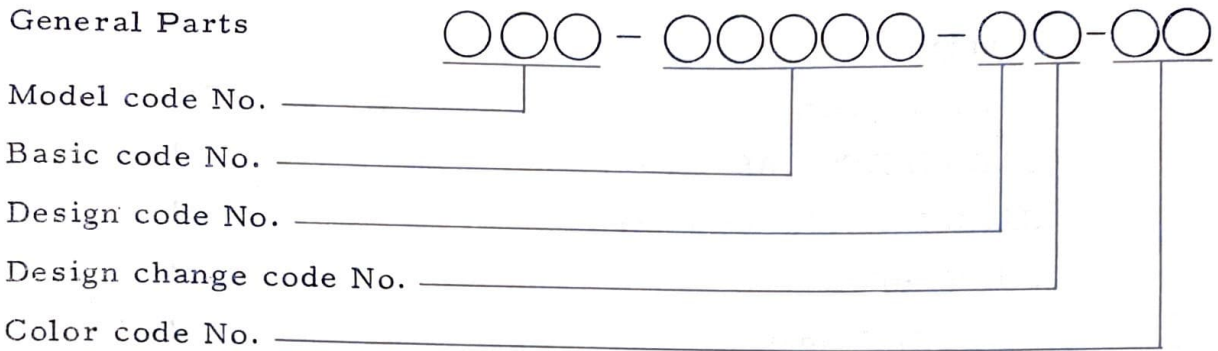
FOREWORD

This Parts List relates to the parts in use for the Yamaha MX250B.

When you are ordering replacement parts for the MX250B refer to this Parts List and quote both part numbers and part names correctly.

1. Structure of Part No.

Yamaha parts are divided largely into two categories; general parts and standard parts, and each part No. has the following structure:



Note: Every standard No. begins with 9.

2. How to Use this Parts List

(1) Except for steel balls (whose size is indicated in inches), the size of all parts is indicated in millimeters in the following manner.

Pipe (rubber or vinyl) Inside diameter - length

O-ring Section area - inside diameter

Washer, shim, collar Inside diameter - outside diameter -
thickness (length)

(2) Parts, which are to be supplied in the form of assemblies, are listed with an indentation of one letter's space, and a dot (.) is put

against the name of each part. If any two different assemblies (e.g., right and left side components) consist of almost the same type components, these two assemblies are listed in two lines, and then the names of component parts are listed in the subsequent lines with an indentation as mentioned earlier. The quantity of parts is given in the following manner; that is, in the case of parts being the same in type between the right and left, a total quantity of parts is given. On the other hand, if the right and left side parts are different in type, the quantity of part(s) on each side is given.

Example

Description	Q'ty
CARBURETOR ASS'Y, left	1
CARBURETOR ASS'Y, right	1
. JET, pilot	2
. NOZZLE, main	2
⋮	
. LEVER, starter, left	1
. LEVER, starter, right	1

(3) Key to Symbols

U.R.	Use size (thickness) and/or number as required
U.N.	Use as many as you need
T	Number of teeth in a gear
V	Voltage for light bulbs
S	"S" type oil seal or "S" type circlip
SD	"SD" type oil seal
SO	"SO" type oil seal
SW	"SW" type oil seal
E	"E" type circlip
R	"R" type circlip
F/No.	Frame No. (Applicable machine No.)

- (4) The right and left in relation to parts are determined on the basis of the rider facing toward the front.
- (5) This Parts List is based on the model in the production line on Dec., 10, 1974. Accordingly, if any modifications which have been made to parts will be announced in the Yamaha Parts News. It is advisable that according to the Yamaha Parts News, You will make necessary corrections to the Parts List on hand to keep it up-to dated.

CONTENTS

ENGINE

Fig. 1	Cylinder Head · Cylinder	1
Fig. 2	Crankcase	3
Fig. 3	Crankcase Cover	5
Fig. 4	Crank · Piston	7
Fig. 5	Clutch	11
Fig. 6	Transmission	13
Fig. 7	Shifter 1	17
Fig. 8	Shifter 2	19
Fig. 9	Kick Starter	21
Fig. 10	Intake	23
Fig. 11	Carburetor	27
Fig. 12	Exhaust	31
Fig. 13	C. D. I. Magneto	33

CHASSIS

Fig. 14	Frame · Side Cover	37
Fig. 15	Rear Arm	39
Fig. 16	Rear Cushion	41
Fig. 17	Stand · Footrest · Brake Pedal	45
Fig. 18	Front Fender · Rear Fender	49
Fig. 19	Front Fork	51
Fig. 20	Steering	55
Fig. 21	Handle · Wire	57
Fig. 22	Fuel Tank	61
Fig. 23	Seat	63
Fig. 24	Front Wheel	65
Fig. 25	Rear Wheel	67
Fig. 26	Electrical	71

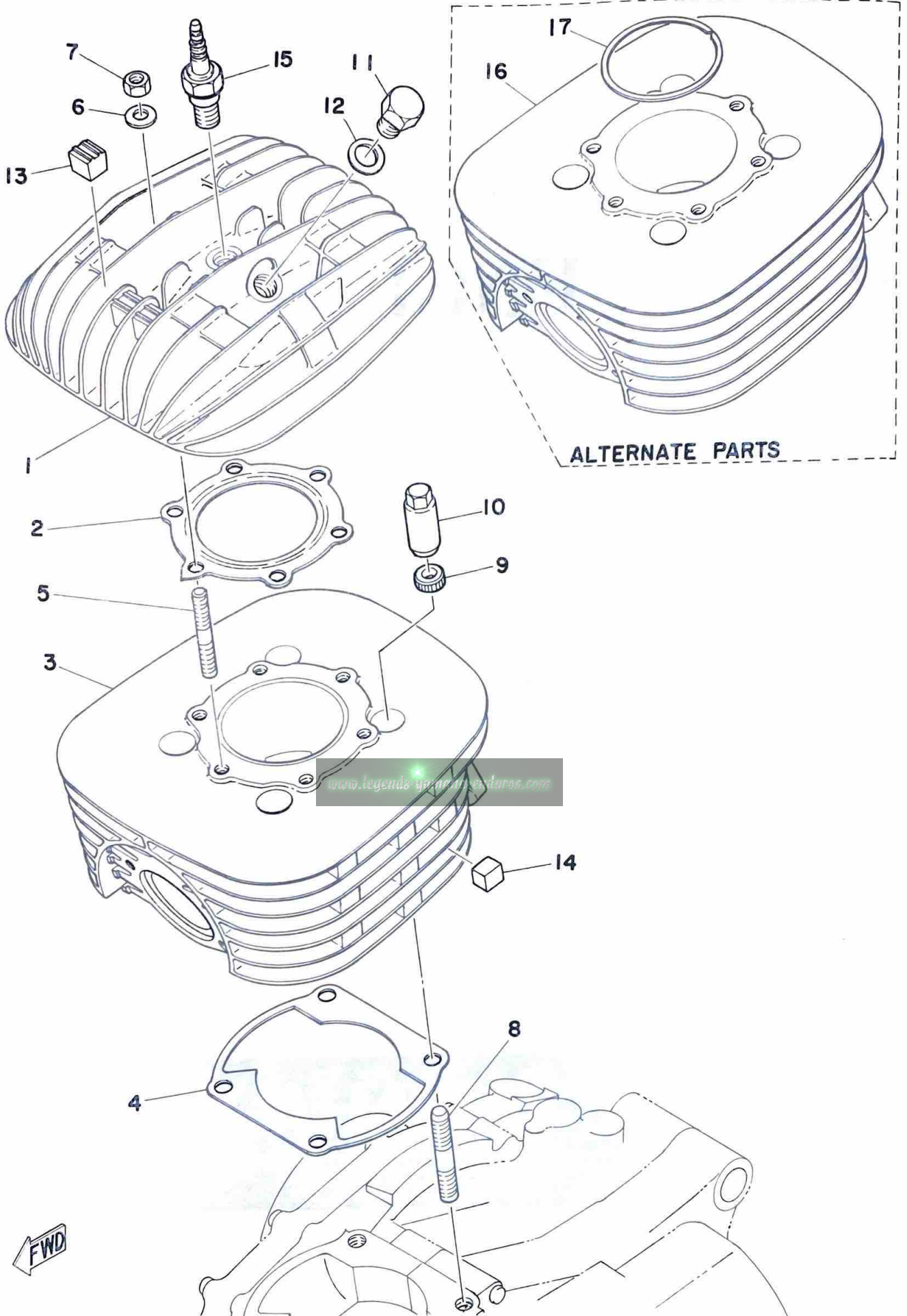
NUMERICAL INDEX

ENGINE

www.legends-yamaha-enduros.com



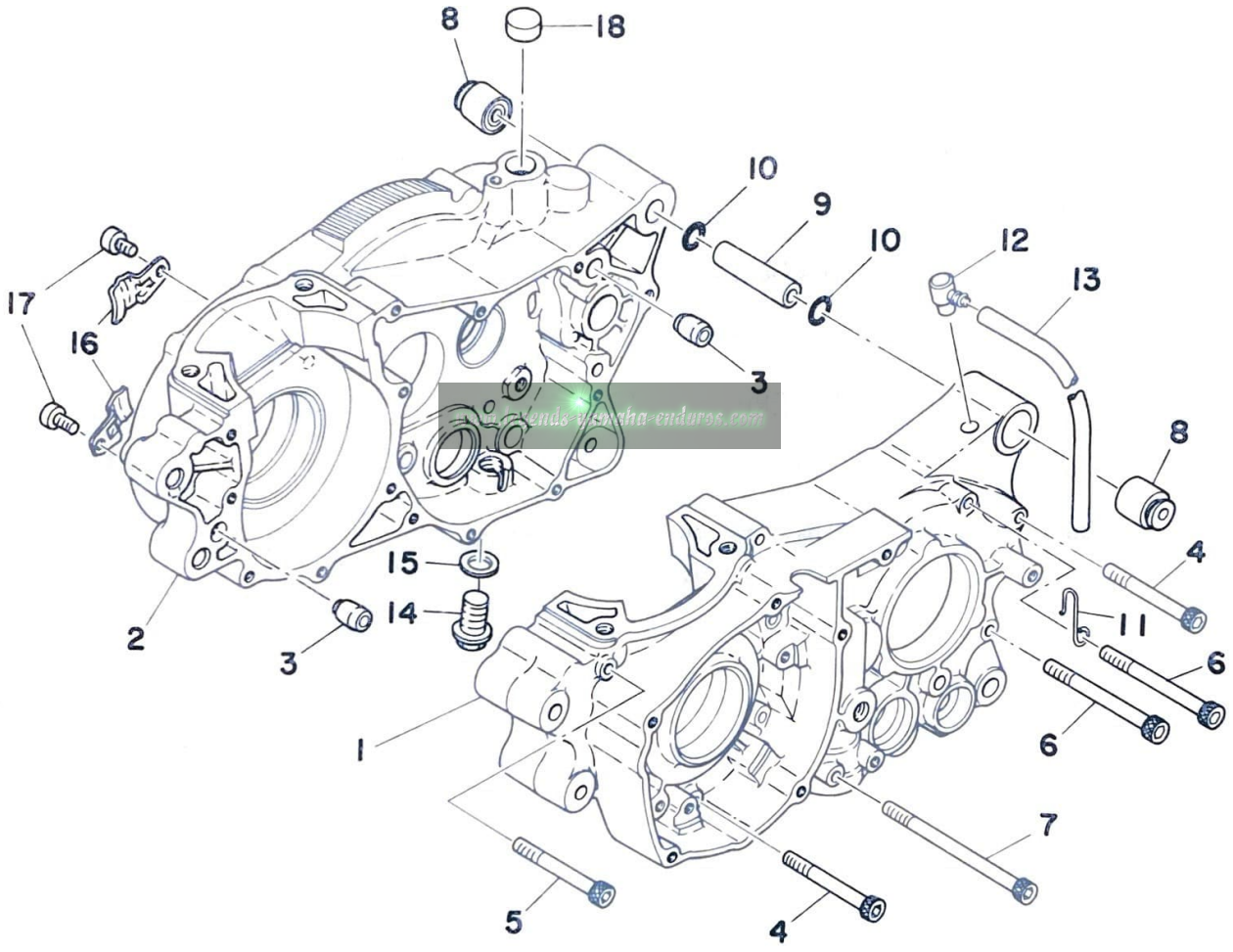
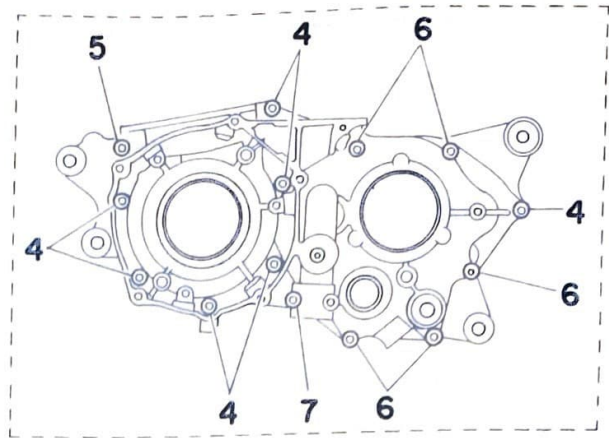
Fig. 1 CYLINDER HEAD - CYLINDER



CYLINDER HEAD · CYLINDER

Ref. No.	Parts No.	Description	Q'ty	Applicable Machine No.	Remarks
1- 1	509-11111-00	HEAD, cylinder	1		
1- 2	434-11181-00	GASKET, cylinder head	1		
1- 3	509-11311-00	CYLINDER	1		
1- 4	364-11351-00	GASKET, cylinder	1		
1- 5	90116-08104	BOLT, stud (363-11179-00)	6		
1- 6	90201-08100	WASHER, plate	6		
1- 7	95301-08600	NUT, hexagon	6		
1- 8	90116-10087	BOLT, stud (363-11361-00)	4		
1- 9	90201-11155	WASHER, plate (363-11175-00) ...	4		
1-10	90179-10072	NUT (434-11171-00)	4		
1-11	90340-14022	PLUG (214-11197-00)	1		
1-12	214-11198-01	GASKET	1		
1-13	363-11161-00	ABSORBER	3		
1-14	498-11161-00	ABSORBER	20		
1-15	94701-00074	PLUG, spark (B-8EV)	1		
ALTERNATE PARTS					
1-16	509-11311-70	www.legends-yamaha-enduros.com CYLINDER	1		Chrome Plating
1-17	364-11611-70	RING, piston	1		

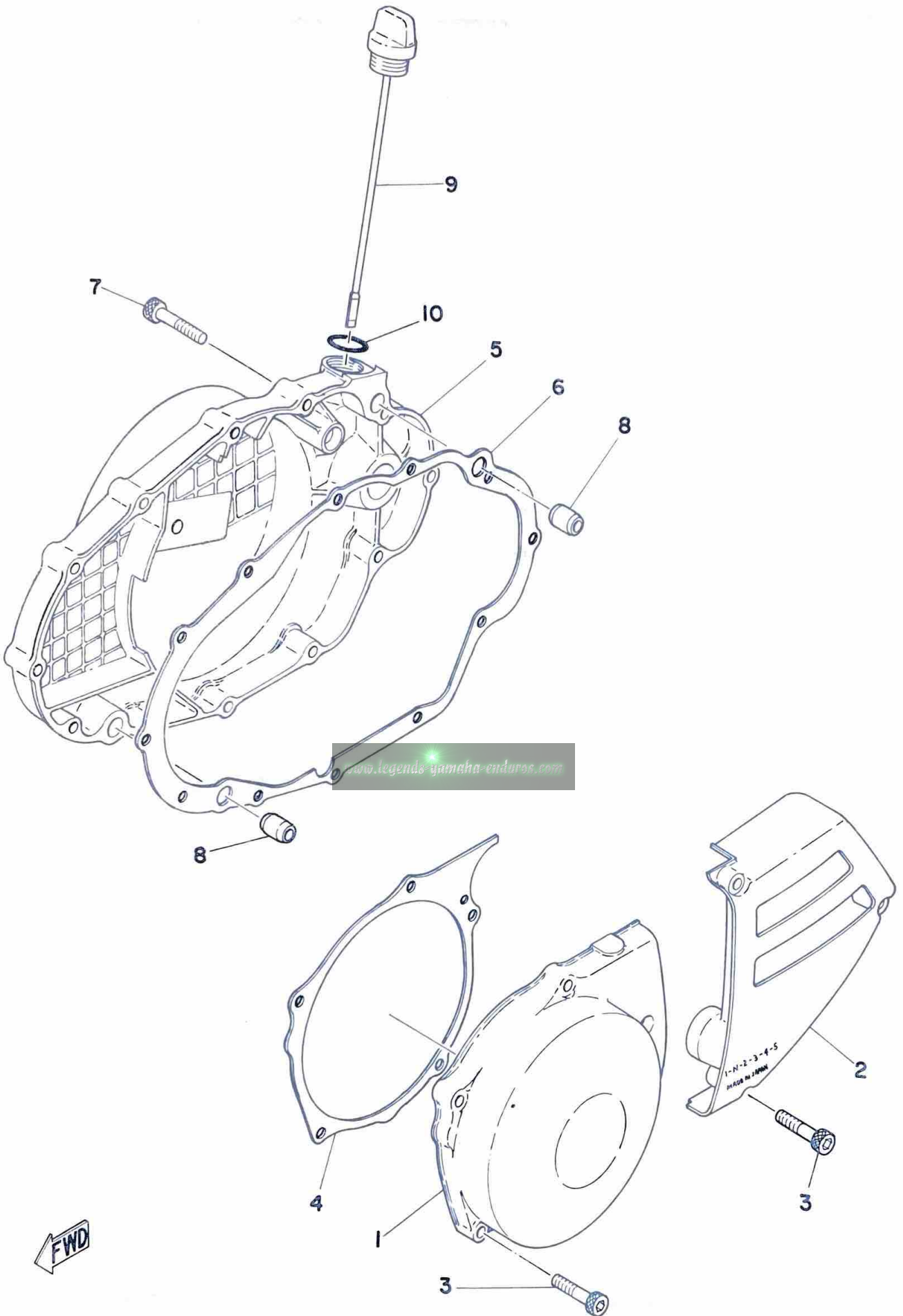
Fig. 2 CRANKCASE



CRANKCASE

Ref. No.	Parts No.	Description	Q'ty	Applicable Machine No.	Remarks
2- 1	498-15111-01	CASE, crank left	1		
2- 2	498-15121-01	CASE, crank right	1		
2- 3	91810-05016	PIN, dowel (8.4-12-16)	2		
2- 4	91316-06055	BOLT	7		
2- 5	91316-06060	BOLT	1		
2- 6	91316-06070	BOLT	5		
2- 7	91316-06095	BOLT	1		
2- 8	328-15316-00	DAMPER, engine mounting	2		
2- 9	438-15317-00	SPACER, engine mounting	1		
2-10	93210-11073	O-RING (2.4-10.8)	2		
2-11	90465-20035	CLAMP (438-15485-00)	1		
2-12	498-15371-00	BREATHER	1		
2-13	90445-07177	HOSE (395-14147-00 4.2-310)	1		
2-14	90340-14034	PLUG (431-15351-00)	1		
2-15	214-11198-01	GASKET	1		
2-16	434-15118-00	HOLDER	2		
2-17	92501-08012	SCREW, panhead	2		
2-18	90338-20023	PLUG (363-17481-00)	1		

Fig. 3 CRANKCASE COVER

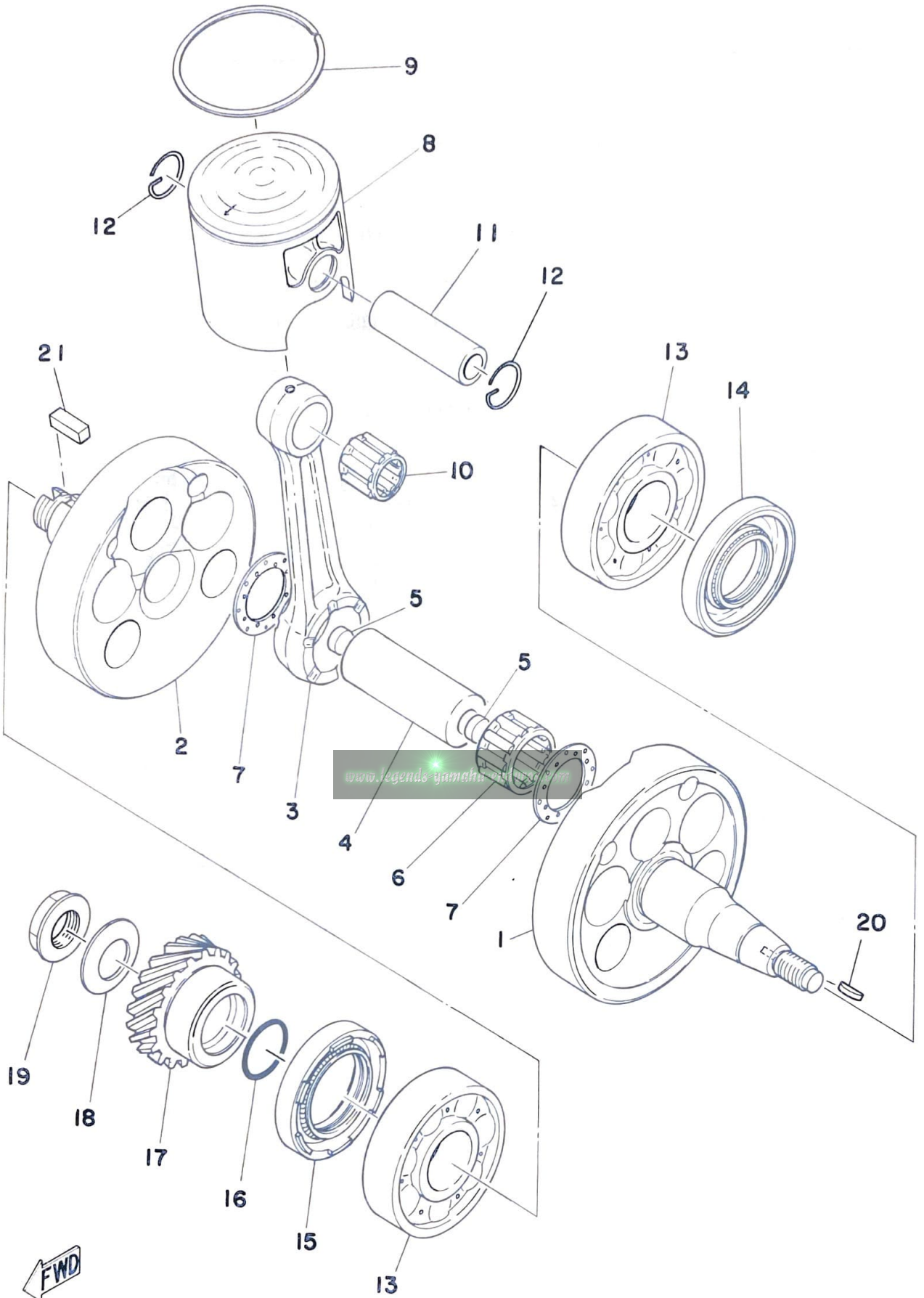


CRANKCASE COVER

Ref. No.	Parts No.	Description	Q'ty	Applicable Machine No.	Remarks
3- 1	509-15411-00	COVER, crankcase left 1	1		
3- 2	498-15421-00	COVER, crankcase left 2	1		
3- 3	91316-06025	BOLT	8		
3- 4	363-15451-00	GASKET, crankcase cover left 1 ..	1		
3- 5	509-15431-01	COVER, crankcase right	1		
3- 6	364-15461-01	GASKET, crankcase cover right ..	1		
3- 7	91316-06025	BOLT	12		
3- 8	91810-05016	PIN, dowel (8.4-12-16)	2		
3- 9	498-15363-00	PLUG, oil	1		
3-10	93210-19123	O-RING (2.4-19.0)	1		

www.legends-yamaha-enduros.com

Fig. 4 CRANK · PISTON

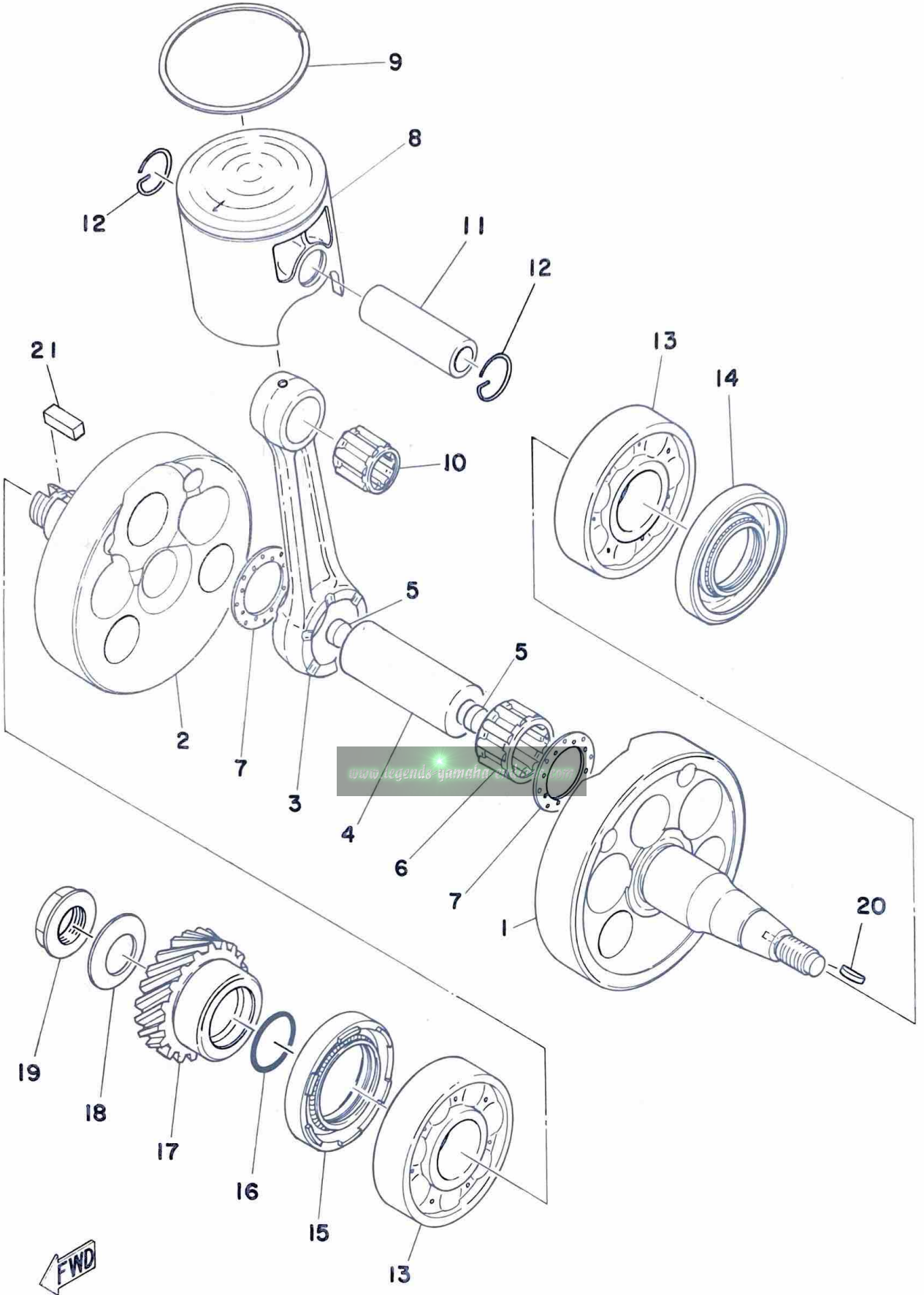


FWD

CRANK - PISTON

Ref. No.	Parts No.	Description	Q'ty	Applicable Machine No.	Remarks
4- 0-1	509-11400-00	CRANK ASS'Y	1		
4- 1	509-11412-00	. CRANK, left	1		
4- 2	509-11422-00	. CRANK, right	1		
4- 3	498-11651-00	. ROD, connecting	1		
4- 4	509-11681-00	. PIN, crank	1		
4- 5	214-15385-00	. PLUG, blind	2		
4- 6	93310-42541	. BEARING, con-rod big end	1		
4- 7	90209-25085	. WASHER (275-11685-00)	2		
4- 8	509-11631-01-96	PISTON (69.96mm STD)	} UR 1		
	509-11631-01-98	PISTON (69.98mm STD)			
	509-11635-01	PISTON (70.25mm 1st O.S)	1		Alternate Parts
	509-11636-01	PISTON (70.50mm 2nd O.S)	1		Alternate Parts
	509-11637-01	PISTON (70.75mm 3rd O.S)	1		Alternate Parts
	509-11638-01	PISTON (71.00mm 4th O.S)	1		Alternate Parts
4- 9	313-11611-00	RING, piston (STD)	1		
	313-11611-10	RING, piston (1st O.S)	1		Alternate Parts
	313-11611-20	RING, piston (2nd O.S)	1		Alternate Parts
	313-11611-30	RING, piston (3rd O.S)	1		Alternate Parts
	313-11611-40	RING, piston (4th O.S)	1		Alternate Parts
4-10	93310-21874	BEARING, con-rod small end	1		
4-11	214-11633-00	PIN, piston	2		
4-12	93450-20026	CIRCLIP (604-11634-00)	2		
4-13	93306-20601	BEARING (B6206)	2		
4-14	93103-30092	OIL SEAL (SW-30-55-10)	1		
4-15	93103-40091	OIL SEAL (SW-40-55-10)	1		
4-16	93210-29282	O-RING (1.9-29.5)	1		
4-17	509-16111-00	GEAR, primary drive	1		
4-18	214-16119-00	SPRING, bellevile	1		

Fig.4 CRANK · PISTON



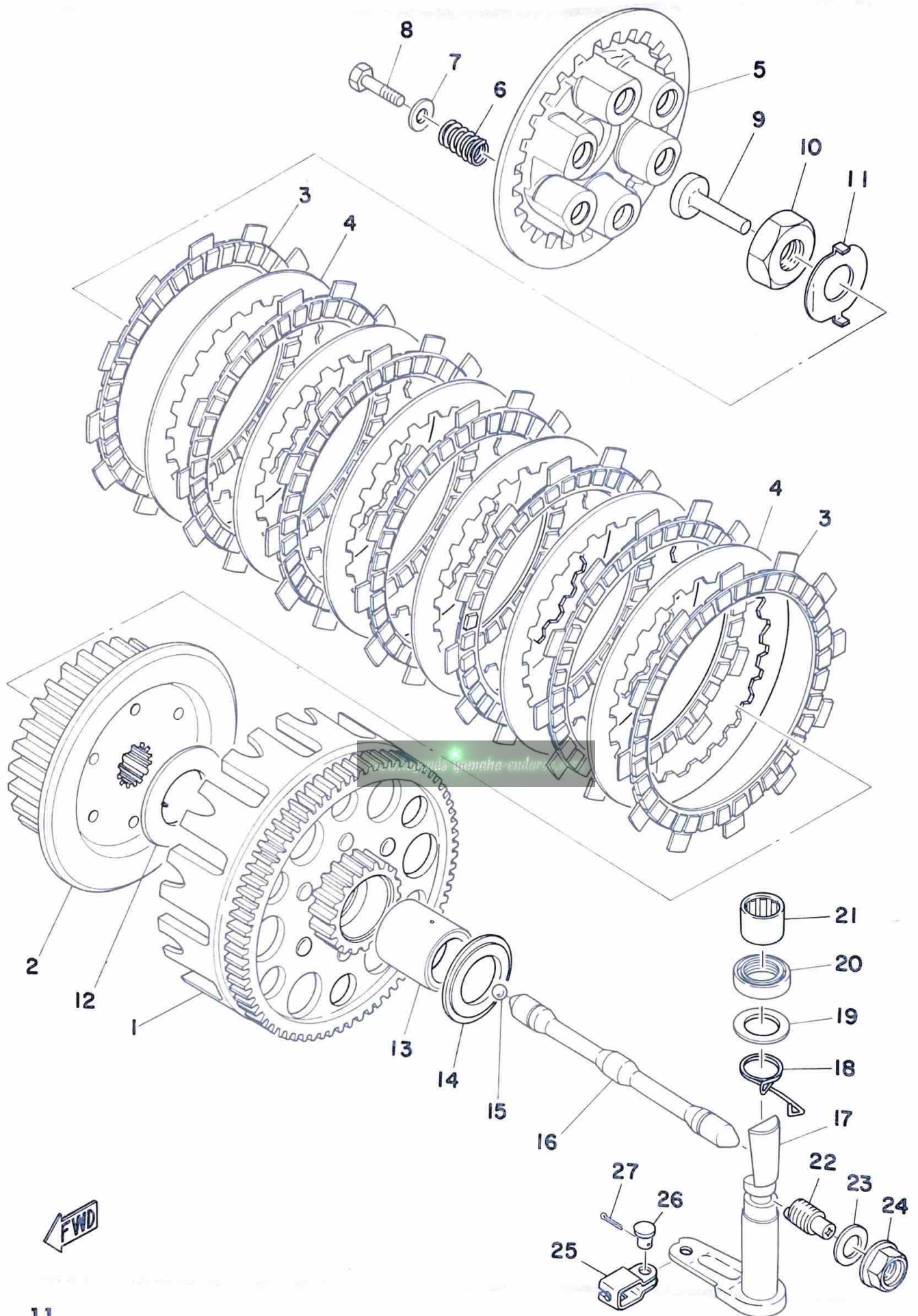
FWD

CRANK · PISTON

Ref. No.	Parts No.	Description	Q'ty	Applicable Machine No.	Remarks
4-19	90179-18172	NUT	1		
4-20	90280-05014	KEY, woodruff	1		
4-21	90282-07019	KEY, straight	1		
ALTERNATE PARTS					
4- 0-2	509-11630-00	PISTON ASS'Y (STD)	1		} Ref. No. 8, 9, 11, 12
	509-11630-10	PISTON ASS'Y (1st O.S)	1		
	509-11630-20	PISTON ASS'Y (2nd O.S)	1		
	509-11630-30	PISTON ASS'Y (3rd O.S)	1		
	509-11630-40	PISTON ASS'Y (4th O.S)	1		

www.legends-yamaha-enduros.com

Fig. 5 CLUTCH

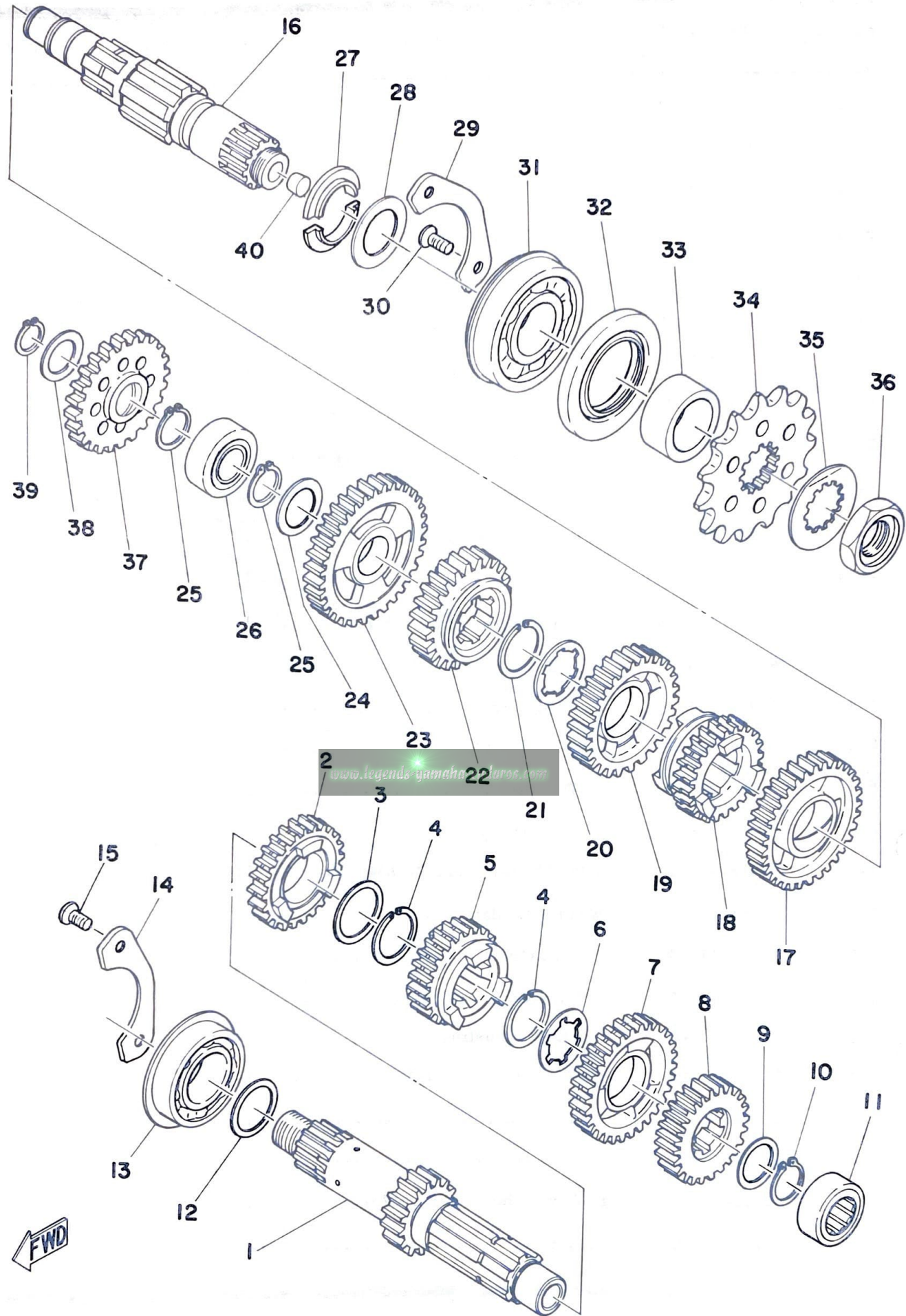


FWD

CLUTCH

Ref. No.	Parts No.	Description	Q'ty	Applicable Machine No.	Remarks
5- 0-1	509-16301-01	CLUTCH ASS'Y	1		
5- 1	509-16150-00	. PRIMARY DRIVEN GEAR COMP.	1		
5- 2	509-16371-00	. BOSS, clutch	1		
5- 3	363-16321-00	. PLATE, friction	7		
5- 4	360-16325-00	. PLATE, clutch	6		
5- 5	509-16351-00	. PLATE, pressure	1		
5- 6	90501-23138	. SPRING (168-16333-00)	6		
5- 7	90201-06557	. WASHER, plate(101-24187-00)... ..	6		
5- 8	90153-06010	. SCREW, crossrecess hexagon ..	6		
5- 9	174-16356-00	ROD, push	1		
5-10	90170-18089	NUT, hexagon(156-16174-00)	1		
5-11	90215-18114	WASHER, lock	1		
5-12	170-16164-00	PLATE, thrust 2 (25-50-2)	1		
5-13	214-16181-00	SPACER	1		
5-14	360-16154-00	PLATE, thrust 1	1		
5-15	93511-32027	BALL (11/32 inch)	1		
5-16	510-16356-00	ROD, push	1		
5-17	510-16382-00	AXLE, push lever	1		
5-18	90508-12131	SPRING, torsion(363-16345-00) ...	1		
5-19	90201-17327	WASHER, plate	1		
5-20	93102-17004	OIL SEAL(SD-17-28-6)	1		
5-21	93315-11720	BEARING	1		
5-22	364-16343-00	SCREW, adjusting	1		
5-23	90430-12036	GASKET (363-16387-00)	1		
5-24	363-16344-00	NUT, adjusting	1		
5-25	498-16389-00	JOINT	1		
5-26	90240-06005	PIN, with hole (214-16379-00)	1		
5-27	91401-10010	PIN, cotter	1		

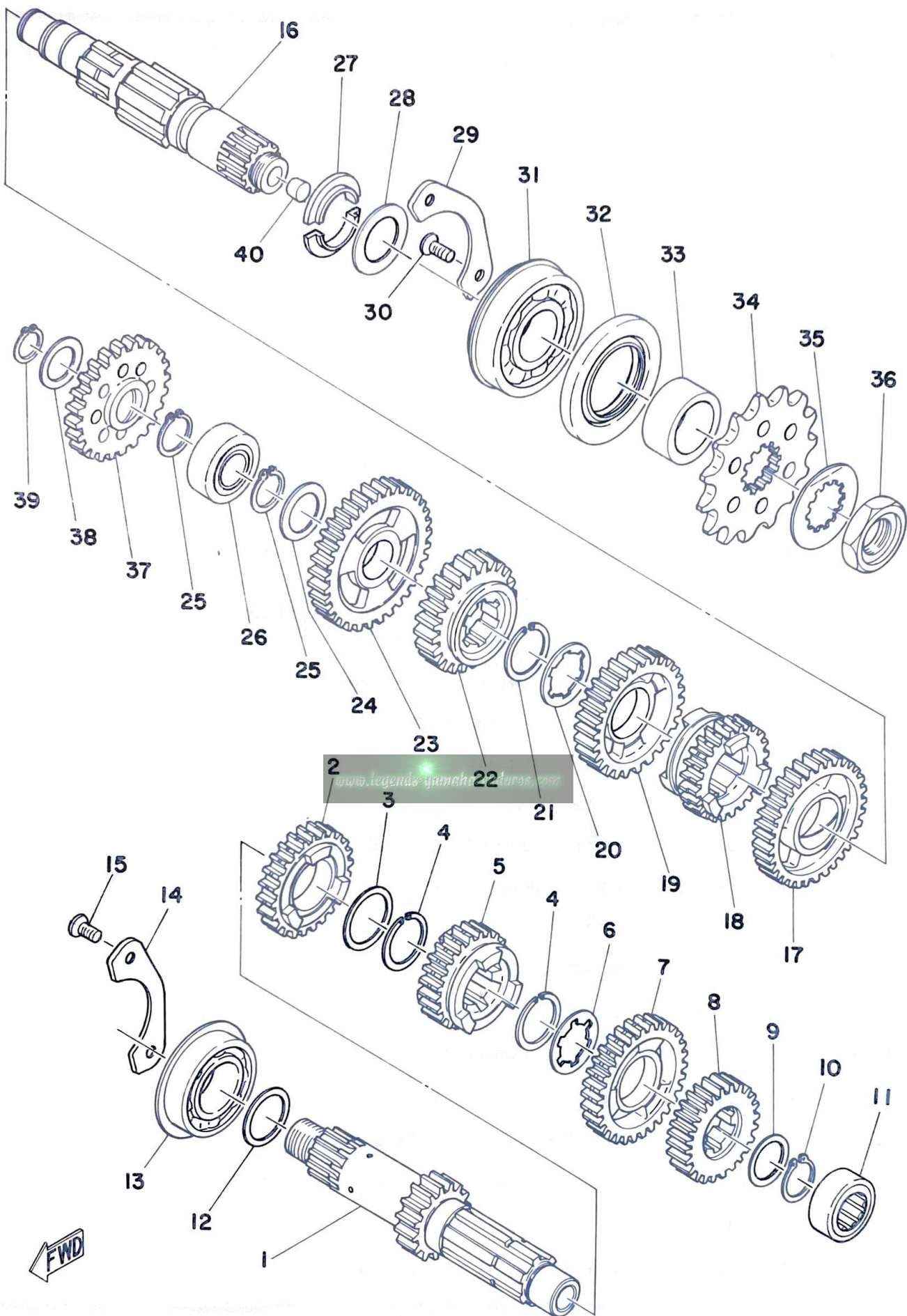
Fig. 6 TRANSMISSION



TRANSMISSION

Ref. No.	Parts No.	Description	Q'ty	Applicable Machine No.	Remarks
6- 1	509-17411-00	AXLE, main (16T)	1		
6- 2	509-17141-00	GEAR, 4th pinion (26T)	1		
6- 3	90201-25287	WASHER, plate	1		
6- 4	93440-25019	CIRCLIP (25 ϕ special)	2		
6- 5	509-17131-00	GEAR, 3rd pinion (24T)	1		
6- 6	90209-22082	WASHER (434-17216-00)	1		
6- 7	509-17151-00	GEAR, 5th pinion (28T)	1		
6- 8	509-17121-00	GEAR, 2nd pinion (22T)	1		
6- 9	90201-20266	WASHER, plate (132-17216-00) ...	1		
6-10	93410-19015	CIRCLIP (S-19)	1		
6-11	93311-42012	BEARING (B11000)	1		
6-12	168-17428-01-03	SHIM, drive axle (25-30-0.3) ..	} U.R		
	168-17428-01-05	SHIM, drive axle (25-30-0.5) ..			
6-13	93306-20515	BEARING (B6205)	1		
6-14	509-15383-00	PLATE, bearing cover	1		
6-15	92701-06015	SCREW, flathead	2		
6-16	498-17421-01	AXLE, drive	1		
6-17	509-17221-00	GEAR, 2nd wheel (32T)	1		
6-18	509-17251-00	GEAR, 5th wheel (24T)	1		
6-19	509-17231-00	GEAR, 3rd wheel (29T)	1		
6-20	90209-22082	WASHER (434-17216-00)	1		
6-21	93440-25019	CIRCLIP (25 ϕ special)	1		
6-22	365-17241-10	GEAR, 4th wheel (26T)	1		
6-23	509-17211-00	GEAR, 1st wheel (33T)	1		
6-24	90201-20278	WASHER, plate (168-17116-00)..	1		
6-25	93410-19015	CIRCLIP (S-19)	2		
6-26	93313-32008	BEARING (B13000)	1		
6-27	156-17429-00	SPACER, drive axle	2		

Fig. 6 TRANSMISSION

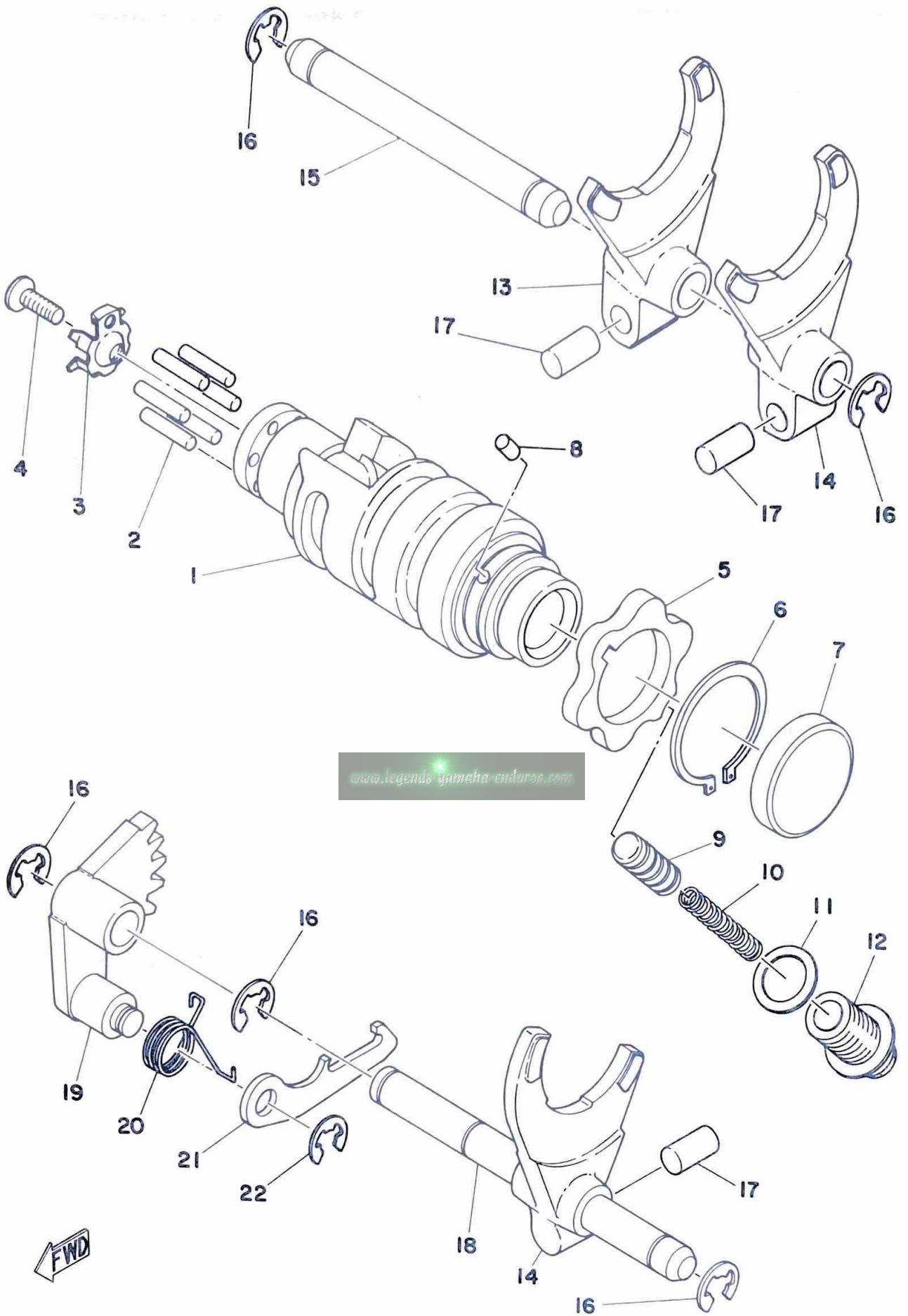


TRANSMISSION

Ref. No.	Parts No.	Description	Q'ty	Applicable Machine No.	Remarks
6-28	168-17428-01-03	SHIM, drive axle (25-34-0.3) ..	} U. R		
	168-17428-01-05	SHIM, drive axle (25-34-0.5) ..			
6-29	509-15381-00	PLATE, bearing cover	1		
6-30	92701-06015	SCREW, flathead	2		
6-31	93306-30512	BEARING (B6305 special)	1		
6-32	93102-35054	OIL SEAL (SD-35-62-6)	1		
6-33	90387-25193	COLLAR (214-17462-00)	1		
6-34	431-17461-30	SPROCKET, drive (13T)	} U. R 1		STD
	431-17461-40	SPROCKET, drive (14T)			Alternate Parts
	431-17461-50	SPROCKET, drive (15T)			Alternate Parts
6-35	90215-21022	WASHER, lock (156-17464-01)	1		
6-36	90179-18020	NUT (152-17463-00)	1		
6-37	498-15651-02	GEAR, kick idle (23T)	1		
6-38	90201-17255	WASHER, plate (156-17116-00) ...	1		
6-39	93410-17008	CIRCLIP (S-17)	1		
6-40	90336-11025	PLUG, taper	1		

www.legends-yamaha-enduros.com

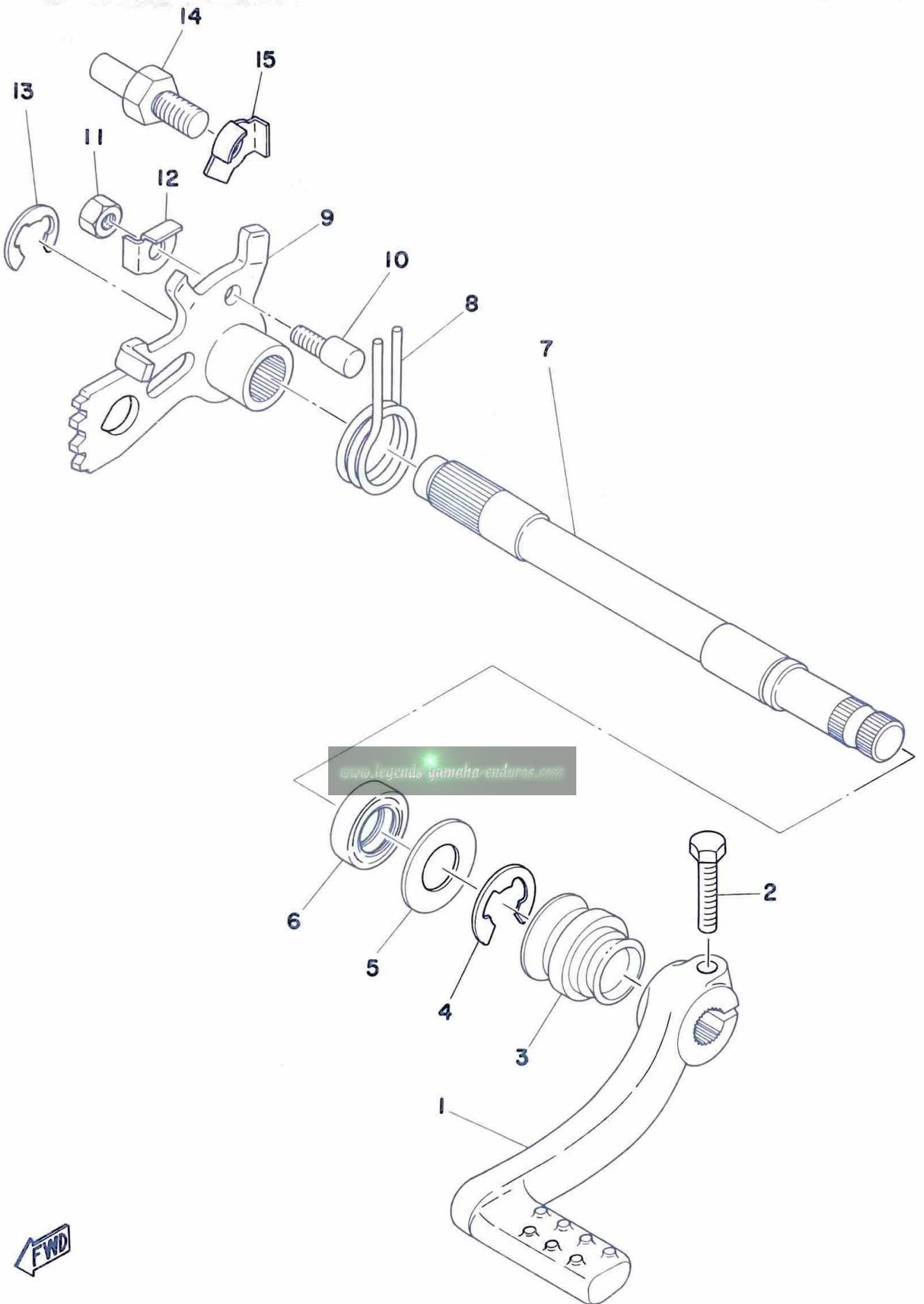
Fig. 7 SHIFTER 1



SHIFTER 1

Ref. No.	Parts No.	Description	Q'ty	Applicable Machine No.	Remarks
7- 1	434-18541-02	CAM, shift	1		
7- 2	93604-18100	PIN, dowel (4-18)	6		
7- 3	434-18561-00	PLATE, side	1		
7- 4	98701-05012	SCREW, flathead	1		
7- 5	360-18141-01	PLATE, stopper	1		
7- 6	93410-30012	CIRCLIP (S-30)	1		
7- 7	90338-32031	PLUG (214-18533-00)	1		
7- 8	93604-08071	PIN, dowel (4-8)	1		
7- 9	353-18547-00	STOPPER, cam	1		
7-10	90501-10062	SPRING (278-18557-00)	1		
7-11	137-15353-00	GASKET, drain plug	1		
7-12	90109-14390	BOLT	1		
7-13	363-18511-00	FORK, shift 1	1		
7-14	364-18511-00	FORK, shift 1	2		
7-15	363-18535-00	BAR, shift fork guide 2	1		
7-16	93430-08006	CIRCLIP (E-8)	5		
7-17	90250-08017	PIN, straight (278-18552-00)	3		
7-18	363-18531-00	BAR, shift fork guide 1	1		
7-19	434-18122-00	LEVER, change 2	1		
7-20	90508-08008	SPRING, torsion (363-18123-00) ..	1		
7-21	498-18151-01	LEVER, change 3	1		
7-22	93430-07012	CIRCLIP (E-7)	1		

Fig. 8 SHIFTER 2

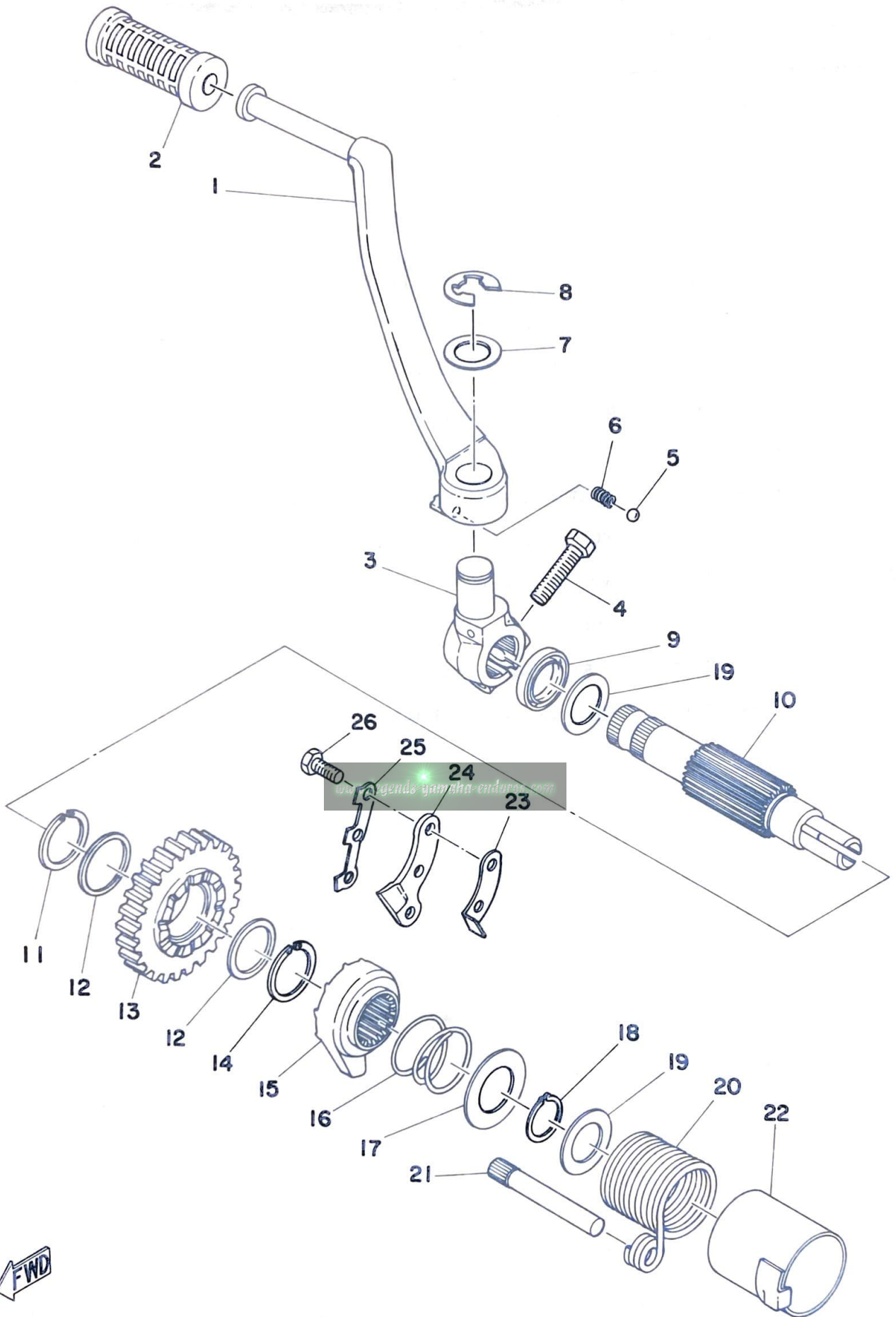


SHIFTER 2

Ref. No.	Parts No.	Description	Q'ty	Applicable Machine No.	Remarks
8- 1	509-18111-01-91	PEDAL, change	1		
8- 2	97301-06025	BOLT, hexagon	1		
8- 3	214-18131-00	BOOT, sealing	1		
8- 4	93430-12009	CIRCLIP (E-12)	1		
8- 5	90201-14220	WASHER, plate (248-18137-00) ...	1		
8- 6	93109-14005	OIL SEAL (SDO-12-24-6)	1		
8- 7	363-18125-00	SHAFT, change	1		
8- 8	90508-32265	SPRING, torsion (431-18124-00) ..	1		
8- 9	434-18121-00	LEVER, change 1	1		
8-10	90149-06017	SCREW (214-18186-00)	1		
8-11	95301-06600	NUT, hexagon	1		
8-12	90215-06016	WASHER, lock	1		
8-13	93430-10016	CIRCLIP (E-10)	1		
8-14	278-18127-00	SCREW, stopper	1		
8-15	90215-08015	WASHER, lock (214-18139-02) ...	1		

www.legends-yamaha-enduros.com

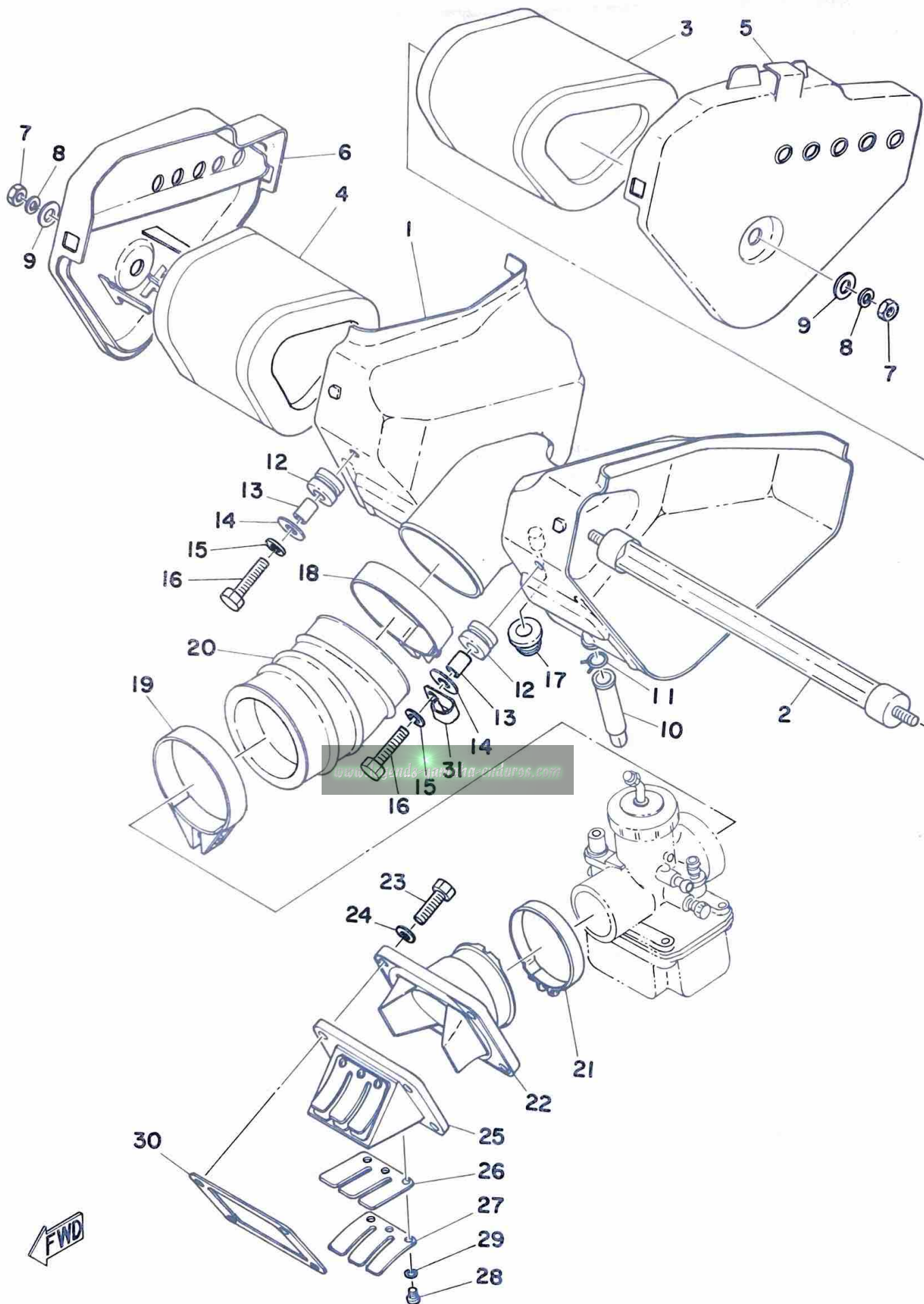
Fig. 9 KICK STARTER



KICK STARTER

Ref. No.	Parts No.	Description	Q'ty	Applicable Machine No.	Remarks
9- 1	498-15611-00-93	CRANK, kick	1		
9- 2	156-15618-01	COVER, kick lever	1		
9- 3	498-15621-00-91	BOSS, kick crank	1		
9- 4	97311-08030	BOLT, hexagon	1		
9- 5	93507-32009	BALL (7/32 inch)	1		
9- 6	90501-12081	SPRING (278-15622-00)	1		
9- 7	90201-15234	WASHER, plate (278-15613-00) ...	1		
9- 8	93430-10016	CIRCLIP (E-10)	1		
9- 9	93109-20014	OIL SEAL (SDO-20-30-4.5)	1		
9-10	509-15661-00	AXLE, kick	1		
9-11	93440-25027	CIRCLIP (25 ϕ special)	1		
9-12	90201-25287	WASHER, plate (256-17154-00) ...	2		
9-13	363-15641-00	GEAR, kick (26T)	1		
9-14	93440-25019	CIRCLIP (25 ϕ special)	1		
9-15	363-15671-01	WHEEL, ratchet	1		
9-16	90501-23143	SPRING (363-15675-00)	1		
9-17	363-15676-00	COVER, spring	1		
9-18	93410-19015	CIRCLIP (S-19)	1		
9-19	90201-20278	WASHER, plate (168-17116-00) ...	2		
9-20	90508-32060	SPRING, torsion (363-15665-00) ...	1		
9-21	364-15668-00	STOPPER, kick spring	1		
9-22	498-15664-00-33	GUIDE, spring	1		Yamaha Black
9-23	434-15668-00	STOPPER	1		
9-24	363-15674-00	GUIDE, ratchet wheel	1		
9-25	363-15686-00	WASHER, lock	1		
9-26	91210-06015	BOLT	3		

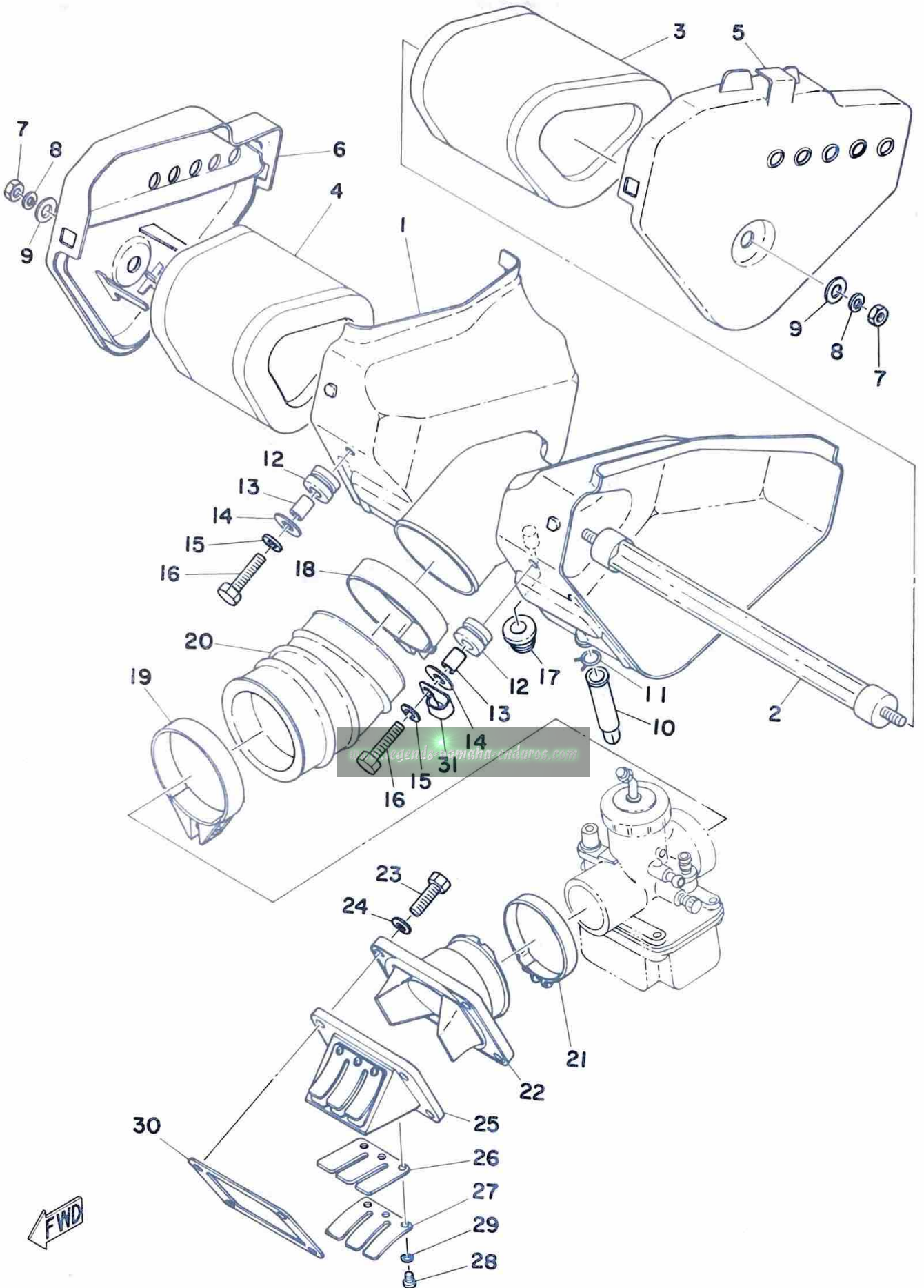
Fig. 10 INTAKE



INTAKE

Ref. No.	Parts No.	Description	Q'ty	Applicable Machine No.	Remarks
10- 1	509-14411-01	CASE, air cleaner	1		
10- 2	509-14428-00	BOLT	1		
10- 3	509-14451-02	ELEMENT, air cleaner left	1		
10- 4	509-14461-02	ELEMENT, air cleaner right ...	1		
10- 5	509-14412-02	CAP, case left	1		
10- 6	509-14422-01	CAP, case right	1		
10- 7	95301-06600	NUT, hexagon	2		
10- 8	92901-06100	WASHER, spring	2		
10- 9	90201-06067	WASHER, plate	2		
10-10	509-14457-00	SEAL	2		
10-11	90467-15012	CLIP (806-24358-00)	2		
10-12	90480-14102	GROMMET (214-21717-00)	2		
10-13	90387-07391	COLLAR (437-21633-00)	2		
10-14	90201-06067	WASHER, plate	2		
10-15	92901-06100	WASHER, spring	2		
10-16	97301-06025	BOLT, hexagon	2		
10-17	90480-18171	GROMMET	1		
10-18	90460-66067	CLAMP, hose (322-14455-00)	1		
10-19	90460-71017	CLAMP, hose (363-14455-00)	1		
10-20	509-14453-01	JOINT, air cleaner	1		
10-21	90460-51059	CLAMP, hose (304-14455-00)	1		
10-22	510-13555-01	JOINT, carburetor	1		
10-23	97321-06020	BOLT, hexagon	4		
10-24	92901-06100	WASHER, spring	4		
10-25	431-13610-01	REED VALVE ASS'Y	1		
10-26	363-13613-00	. REED VALVE	2		
10-27	363-13616-00	. STOPPER, reed valve	2		
10-28	98501-03008	. SCREW, panhead	6		

Fig. 10 INTAKE

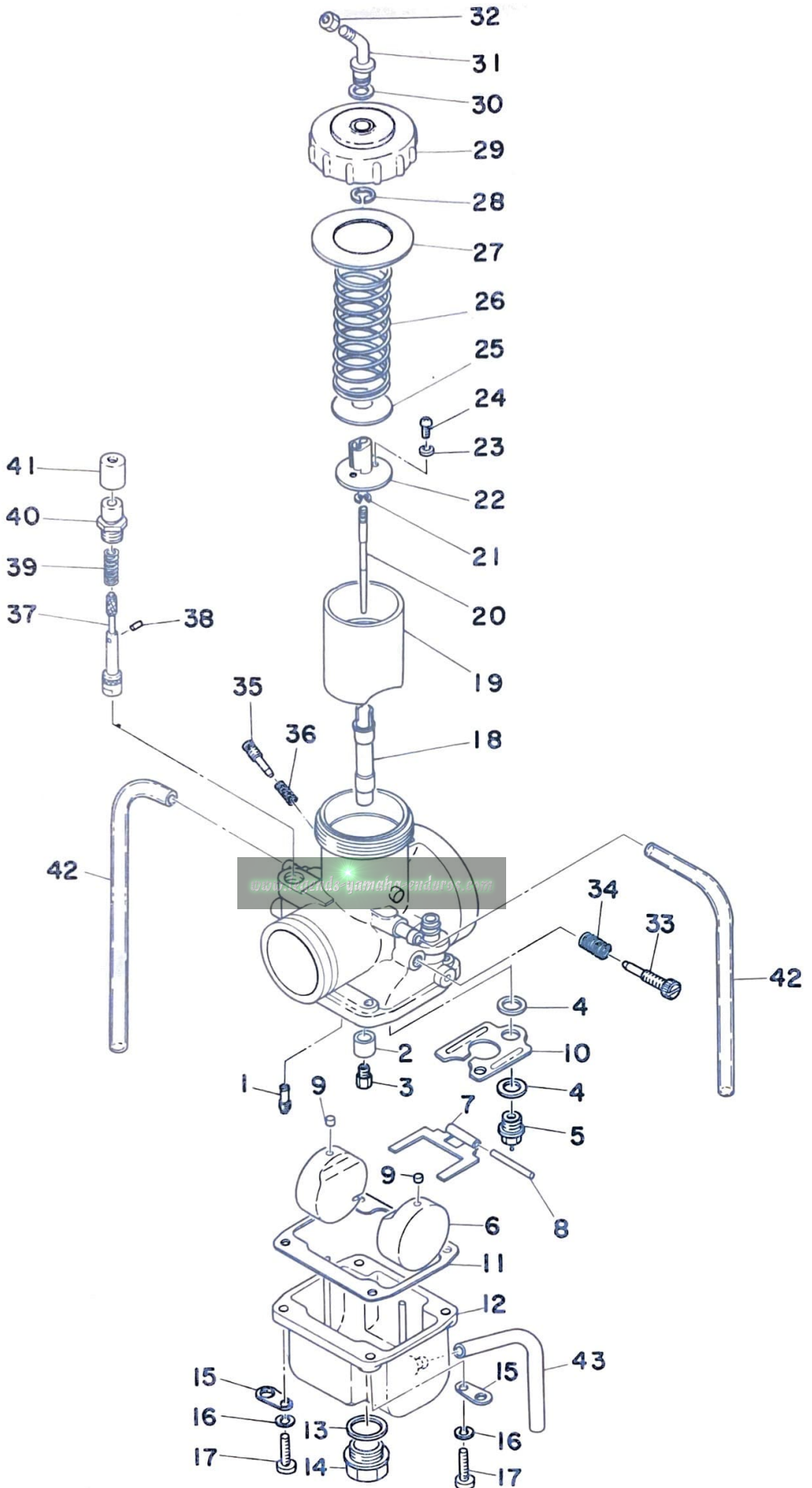


INTAKE

Ref. No.	Parts No.	Description	Q'ty	Applicable Machine No.	Remarks
10-29	92901-03100	. WASHER, spring	6		
10-30	431-13556-00	PACKING, valve seat	1		
10-31	90465-06062	CLAMP	1		

www.legends-yamaha-enduros.com

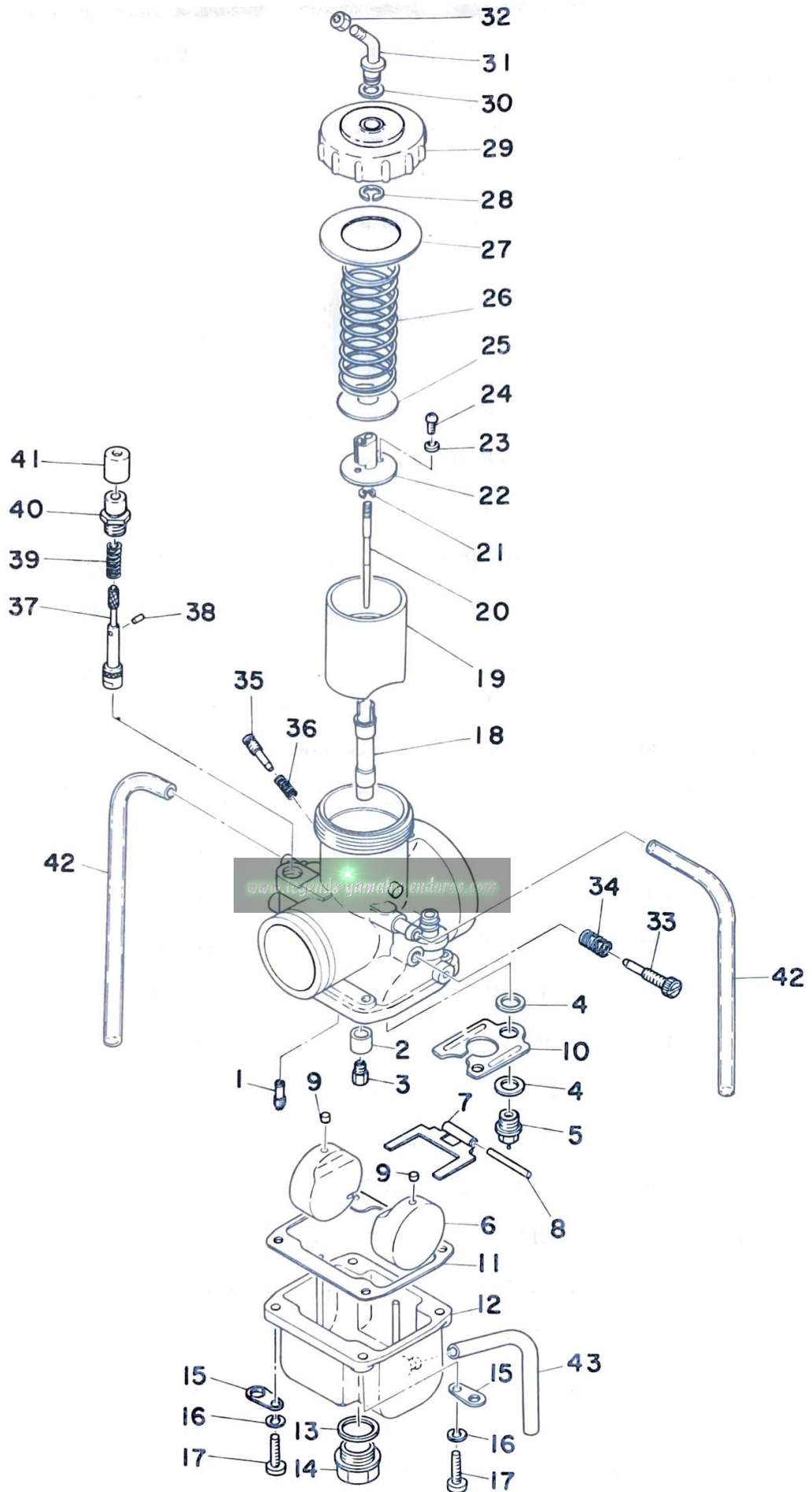
Fig. 11 CARBURETOR



CARBURETOR

Ref. No.	Parts No.	Description	Q'ty	Applicable Machine No.	Remarks
11- 0-1	509-14101-01	CARBURETOR ASS'Y	1		
11- 1	193-14142-60	. JET, pilot (#60)	1		
11- 2	509-14145-00	. SETTER, needle jet	1		
11- 3	137-14143-74	. JET, main (#370)	} U. R 1		STD
	137-14143-76	. JET, main (#380)			
	137-14143-78	. JET, main (#390)			
11- 4	239-14195-00	. WASHER, valve seat	2		
11- 5	363-14190-33	. VALVE SEAT ASS'Y	1		
11- 6	214-14185-00	. FLOAT	2		
11- 7	363-14187-00	. ARM, float	1		
11- 8	127-14186-00	. PIN, float	1		
11- 9	214-14118-00	. CAP	2		
11-10	510-14146-00	. PLATE	1		
11-11	363-14184-00	. GASKET, float chamber	1		
11-12	510-14181-00-33	. BODY, float chamber	1		Yamaha Black
11-13	239-14117-00	. WASHER, screw plug	1		
11-14	363-14115-00	. PLUG, screw	1		
11-15	313-14146-00	. PLATE	2		
11-16	92901-05100	. WASHER, spring	4		
11-17	98501-05016	. SCREW, panhead	4		
11-18	510-14141-44	. NOZZLE, main (P-4)	1		
11-19	510-14112-30	. VALVE, throttle (3.0)	1		
11-20	239-14116-16	. NEEDLE (6F16-2)	1		
11-21	164-14137-00	. CLIP	1		
11-22	509-14274-00	. CONNECTOR	1		
11-23	92901-03100	. WASHER, spring	2		
11-24	98401-03007	. SCREW, roundhead	2		
11-25	509-14136-00	. SEAT	1		

Fig. 11 CARBURETOR

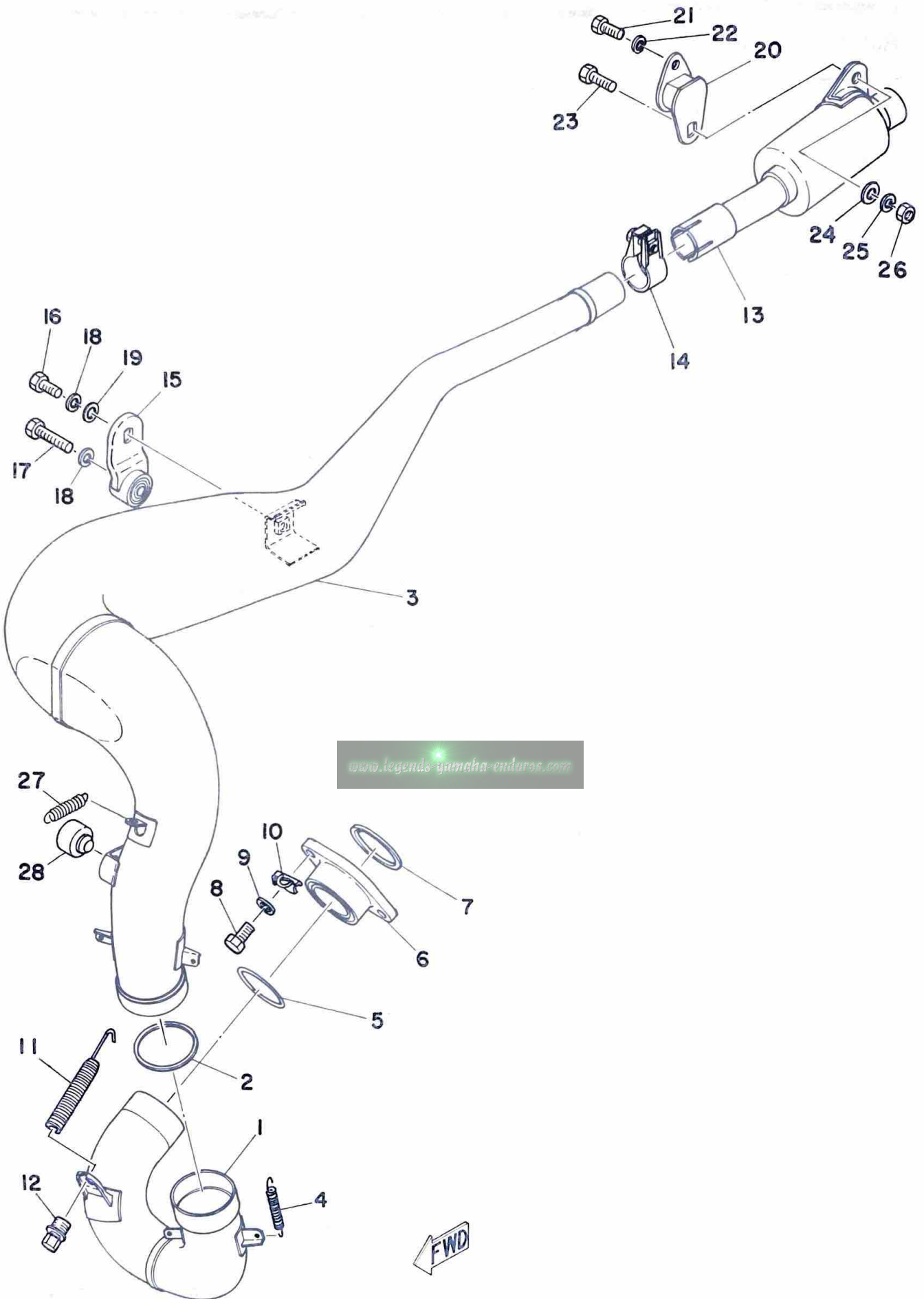


CARBURETOR

Ref. No.	Parts No.	Description	Q'ty	Applicable Machine No.	Remarks
11-26	363-14131-00	. SPRING, throttle valve	1		
11-27	363-14126-00	. PACKING	1		
11-28	363-14137-00	. CLIP	1		
11-29	510-14158-00-33	. TOP, mixing chamber	1		Yamaha Black
11-30	509-14198-00	. WASHER	1		
11-31	509-14155-00	. TUBE, guide wire	1		
11-32	127-14161-00	. NUT, wire adjusting	1		
11-33	204-14122-00	. SCREW, throttle	1		
11-34	137-14133-00	. SPRING, throttle stop	1		
11-35	152-14123-00	. SCREW, air adjusting	1		
11-36	127-14134-00	. SPRING, air adjusting	1		
11-37	432-14171-00	. PLUNGER, starter	1		
11-38	432-14138-00	. PIN	1		
11-39	509-14135-00	. SPRING, plunger	1		
11-40	432-14174-00	. CAP, plunger	1		
11-41	432-14173-00	. COVER, plunger cap	1		
11-42	310-14197-00	. PIPE, air vent	2		
11-43	310-14196-00	. PIPE, over flow	1		

www.legends-yamaha-enduros.com

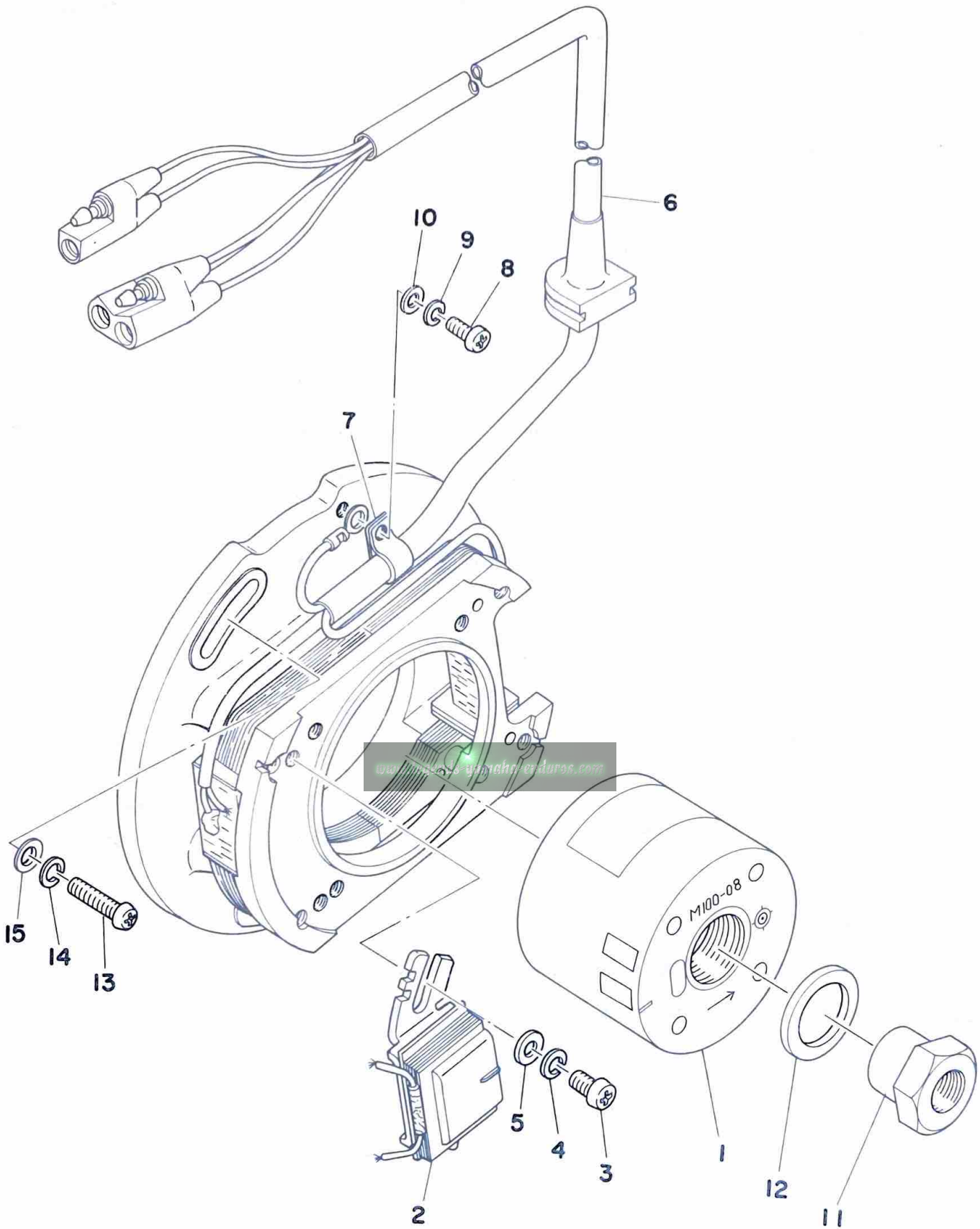
Fig. 12 EXHAUST



EXHAUST

Ref. No.	Parts No.	Description	Q'ty	Applicable Machine No.	Remarks
12- 1	509-14611-00	PIPE, exhaust	1		
12- 2	248-14623-00	GASKET	1		
12- 3	509-14711-01	MUFFLER	1		
12- 4	90506-18068	SPRING, tension	2		
12- 5	214-14613-00	GASKET	1		
12- 6	214-14612-00	NUT, ring	1		
12- 7	248-14623-00	GASKET	1		
12- 8	97301-06020	BOLT, hexagon	2		
12- 9	92901-06100	WASHER, spring	2		
12-10	363-14685-00	PLATE, hook	1		
12-11	90507-20012	SPRING, tension (145-14683-00) ..	1		
12-12	90109-08305	BOLT (322-14684-10)	1		
12-13	509-14753-00	SILENCER	1		
12-14	90460-30043	CLAMP, hose	1		
12-15	483-14771-00	STAY, muffler	1		
12-16	97301-08018	BOLT, hexagon	1		
12-17	97301-08035	BOLT, hexagon	1		
12-18	92901-08100	WASHER, spring	2		
12-19	92901-08200	WASHER, plain	1		
12-20	483-14781-00	STAY, silencer	1		
12-21	97301-06018	BOLT, hexagon	1		
12-22	92901-06100	WASHER, spring	1		
12-23	97301-08018	BOLT, hexagon	1		
12-24	92901-08200	WASHER, plain	1		
12-25	92901-08100	WASHER, spring	1		
12-26	95301-08600	NUT, hexagon	1		
12-27	90506-14129	SPRING, tension	1		
12-28	278-27114-00	STOPPER, main stand	1		

Fig. 13 C.D.I. MAGNETO



C. D. I. MAGNETO

Ref. No.	Parts No.	Description	Q'ty	Applicable Machine No.	Remarks
13- 0-1	364-85500-11	C. D. I. MAGNETO ASS'Y	1		
13- 1	364-85550-10	. ROTOR ASS'Y	1		
13- 2	364-85543-10	. COIL, pulser	1		
13- 3	98501-05010	. SCREW, panhead	2		
13- 4	92901-05100	. WASHER, spring	2		
13- 5	92901-05200	. WASHER, plain	2		
13- 6	364-85515-10	. LEAD WIRE ASS'Y	1		
13- 7	109-81328-10	. CLAMP, lead	1		
13- 8	165-81145-21	. SCREW, panhead (4-8)	1		
13- 9	92901-04100	. WASHER, spring	1		
13-10	92901-04200	. WASHER, plain	1		
13-11	322-85553-10	. NUT, rotor	1		
13-12	322-85554-10	. WASHER, rotor	1		
13-13	92501-06018	SCREW, panhead	3		
13-14	92901-06100	WASHER, spring	3		
13-15	92901-06200	WASHER, plain	3		

www.legends-yamaha-enduros.com

CHASSIS

www.legends-yamaha-enduros.com


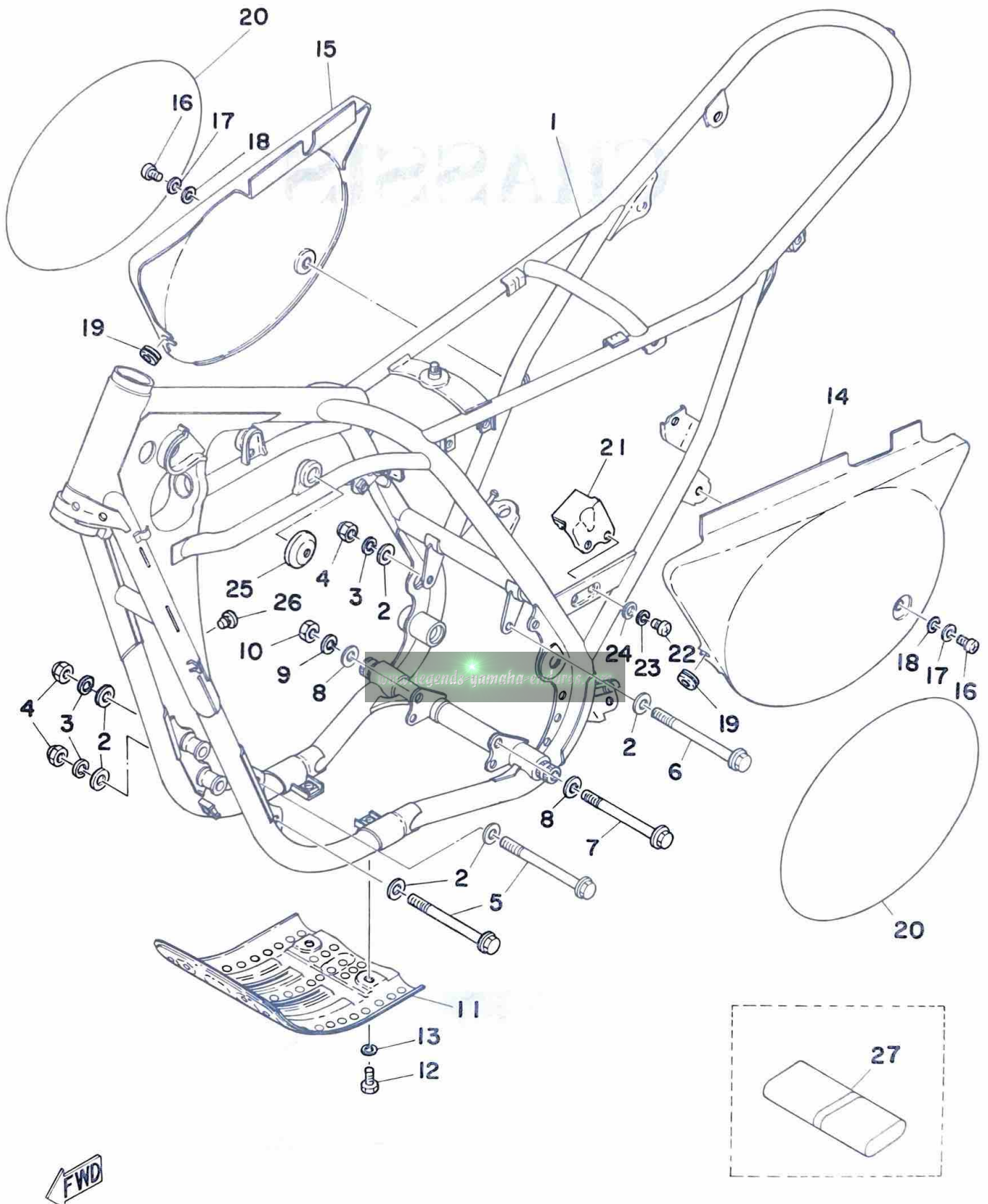


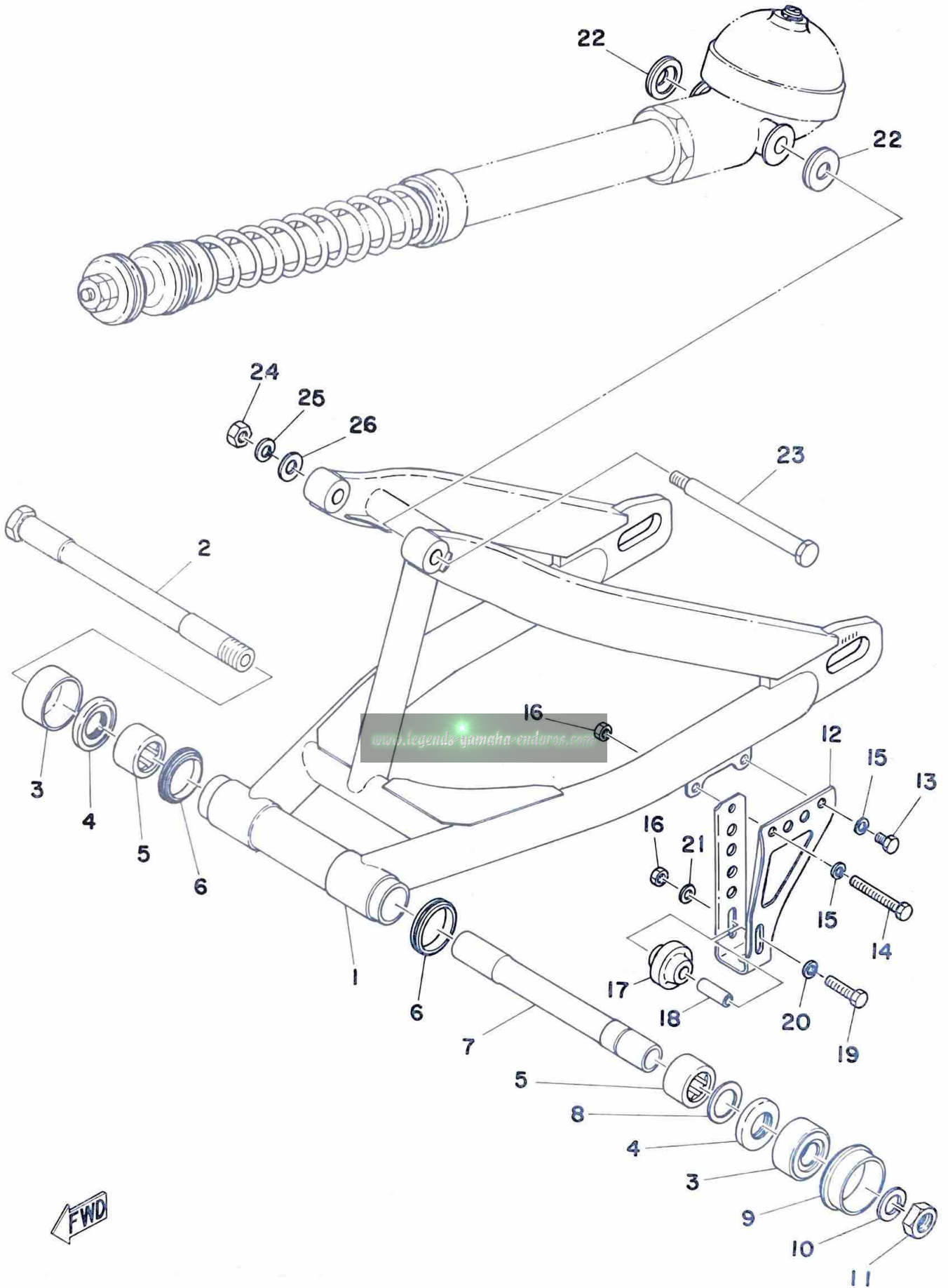
Fig. 14 FRAME · SIDE COVER



FRAME · SIDE COVER

Ref. No.	Parts No.	Description	Q'ty	Applicable Machine No.	Remarks
14- 1	509-21110-02-33	FRAME COMP.	1		Yamaha Black
	509-21110-10-33	FRAME COMP.	1		Europe STD Yamaha Black
14- 2	90209-08050	WASHER	6		
14- 3	92901-08100	WASHER, spring	3		
14- 4	90185-08054	NUT, self locking	3		
14- 5	90105-08025	BOLT, washer based hexagon	2		
14- 6	90105-08026	BOLT, washer based hexagon	1		
14- 7	90105-10051	BOLT (214-21483-00)	1		
14- 8	90201-10124	WASHER, plate (371-11175-00) ...	2		
14- 9	92901-10100	WASHER, spring	1		
14-10	90185-10035	NUT, self locking	1		
14-11	509-21471-00-33	PROTECTOR, engine	1		Yamaha Black
14-12	97301-06012	BOLT, hexagon	4		
14-13	92901-06100	WASHER, spring	4		
14-14	509-21711-01	COVER, side left	1		
14-15	509-21721-01	COVER, side right	1		
14-16	91901-06018	SCREW, bind	2		
14-17	90201-06339	WASHER, plate	2		
14-18	90202-07048	WASHER, plate	2		
14-19	90480-12053	GROMMET	2		
14-20	322-21787-00	EMBLEM, number	2		
14-21	509-22147-00-33	PROTECTOR, chain	1		Yamaha Black
14-22	97301-06012	BOLT, hexagon	2		
14-23	92901-06100	WASHER, spring	2		
14-24	92901-06600	WASHER, plate	2		
14-25	483-24181-01	DAMPER, locating rear	2		
14-26	509-14747-00	DAMPER, muffler	1		
14-27	509-28100-10	TOOL ASS'Y	1		

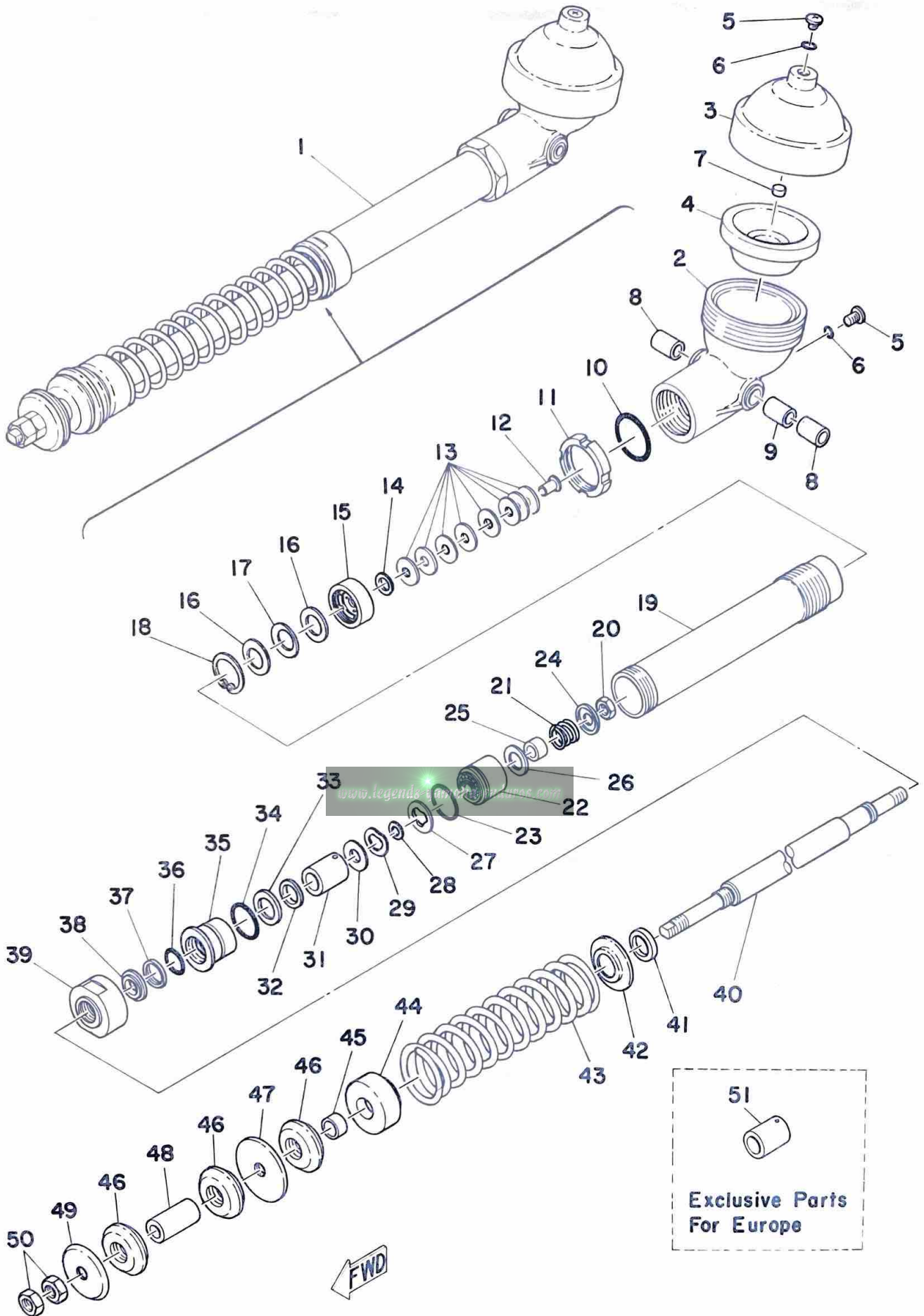
Fig. 15 REAR ARM



REAR ARM

Ref. No.	Parts No.	Description	Q'ty	Applicable Machine No.	Remarks
15- 1	483-22110-04-33	REAR ARM COMP.	1		Yamaha Black
15- 2	431-22141-00	SHAFT, pivot	1		
15- 3	483-22129-00	COVER, thrust 2	2		
15- 4	93342-22205	BEARING	2		
15- 5	93317-22208	BEARING	2		
15- 6	93108-35004	OIL SEAL (BSO-35-41.5-8)	2		
15- 7	483-22124-00	BUSHING 2	1		
15- 8	90201-22284	WASHER, plate	U. R		
15- 9	431-22151-01	SEAL, guard	1		
15-10	92901-16100	WASHER, spring	1		
15-11	90170-16111	NUT, hexagon	1		
15-12	322-22153-00-33	GUARD, chain	1		Yamaha Black
15-13	97301-06012	BOLT, hexagon	1		
15-14	97301-06055	BOLT, hexagon	1		
15-15	92901-06100	WASHER, spring	2		
15-16	95601-06100	NUT U	2		
15-17	322-22178-00	TENSIONER	1		
15-18	90560-06003	SPACER (322-22137-00)	1		
15-19	97301-06040	BOLT, hexagon	1		
15-20	92901-06600	WASHER, plate	1		
15-21	92901-06600	WASHER, plate	1		
15-22	483-22128-00	COVER, thrust	2		
15-23	90109-08300	BOLT	1		
15-24	95301-08600	NUT, hexagon	1		
15-25	92901-08100	WASHER, spring	1		
15-26	90201-08439	WASHER, plate	1		

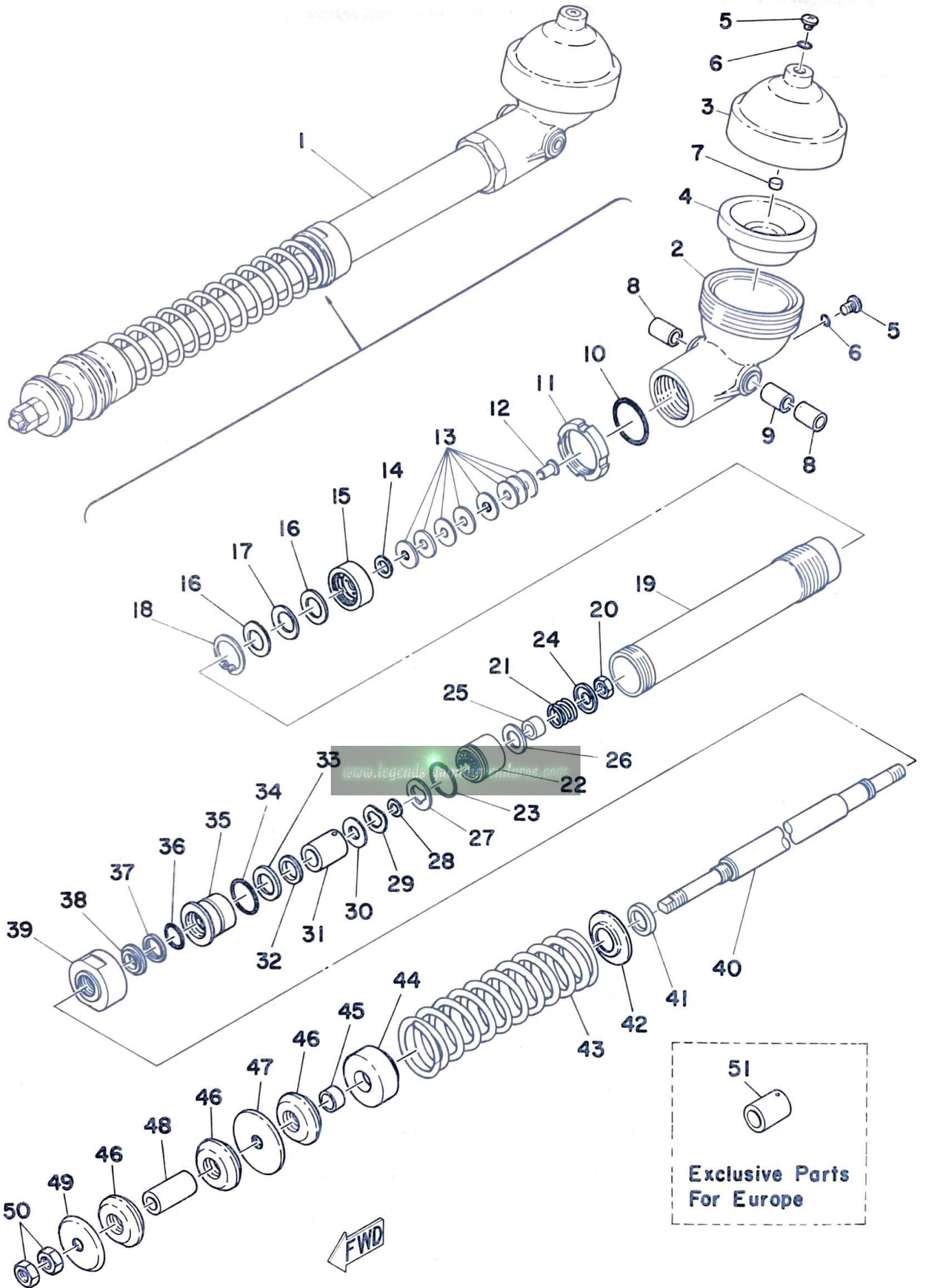
Fig. 16 REAR CUSHION



REAR CUSHION

Ref. No.	Parts No.	Description	Q'ty	Applicable Machine No.	Remarks
16- 1	509-22210-01	REAR CUSHION ASS'Y	1		
16- 2	483-22411-01	. HOUSING, membrane	1		
16- 3	483-22412-00	. CAP, housing	1		
16- 4	483-22413-01	. MEMBRANE	1		
16- 5	91901-06008	. SCREW, bind	2		
16- 6	93210-06001	. O-RING (1.9-5.8)	2		
16- 7	483-22419-01	. VALVE, rubber	1		
16- 8	90382-12019	. BUSHING, bimetal solid	2		
16- 9	90387-12493	. COLLAR (12.2-14.8-26)	1		
16-10	93210-42263	. O-RING (3.5-41.7)	1		
16-11	90179-44068	. NUT, ring	1		
16- 0-1	509-22406-00	. BASE VALVE ASS'Y	1		Ref. No. 12~18
16-19	509-22471-00	. CYLINDER, case	1		
16-20	95301-12700	. NUT, hexagon	1		
16-21	90501-29327	. SPRING, compression	1		
16-22	483-22431-00	. PISTON, rear cushion	1		
16-23	93210-31266	. O-RING (3.5-30.7)	1		
16- 0-2	509-22405-00	. PISTON VALVE ASS'Y	1		Ref. No. 24~29
16-30	90201-12525	. WASHER, plate	1		
16-31	509-22482-01	. STOPPER	1		
16-32	90560-18143	. SPACER	1		
16-33	483-22483-02	. DAMPER 1	1		
16-34	93210-31264	. O-RING (3.5-30.7)	1		
16-35	483-22473-00	. HOUSING, seal ring	1		
16-36	93210-22265	. O-RING (3.5-21.7)	1		
16-37	93104-22052	. OIL SEAL	1		
16-38	93102-22141	. OIL SEAL	1		
16-39	483-22472-01	. CAP, case	1		

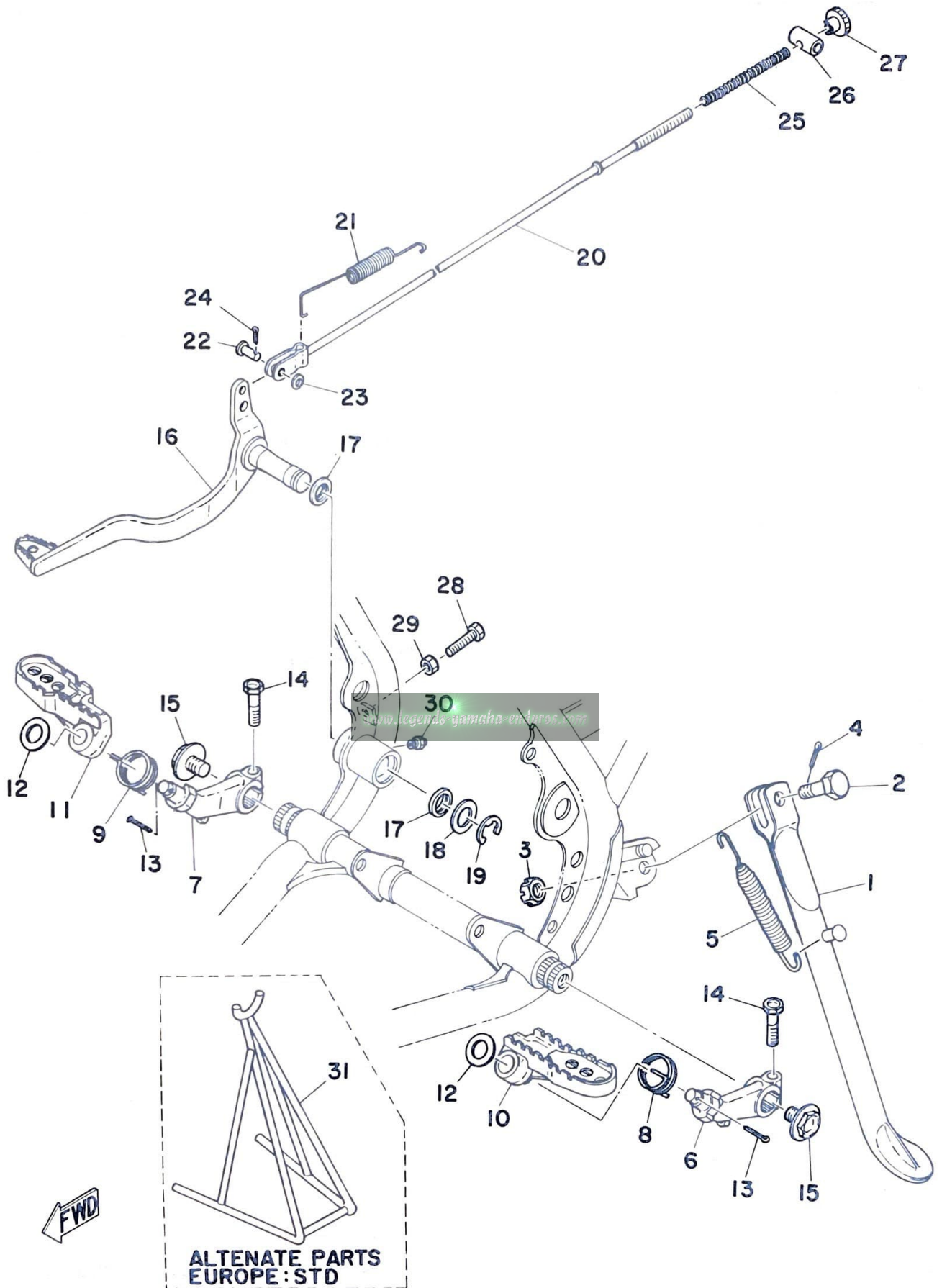
Fig. 16 REAR CUSHION



REAR CUSHION

Ref. No.	Parts No.	Description	Q'ty	Applicable Machine No.	Remarks
16-40	509-22481-01	. ROD, piston	1		
16-41	90202-22091	. WASHER, plate	1		
16-42	483-22214-00	. GUIDE, spring	1		
16-43	90501-80365	. SPRING 1 (Rate K4. 1 kg/mm) ...	1		
	90501-80366	. SPRING 1 (Rate K4. 2 kg/mm) ...	1		Heavy Duty Alternate Parts
	90501-80364	. SPRING 1 (Rate K3. 8 kg/mm) ...	1		Light Duty Alternate Parts
16-44	509-22213-01	. SEAT, spring	1		
16-45	90387-16477	. COLLAR	1		
16-46	483-22492-01	. DAMPER 2	3		
16-47	90179-16189	. NUT, plate	1		
16-48	90387-14274	. COLLAR (14. 2-22-48)	1		
16-49	90209-14059	. WASHER	1		
16-50	90170-14147	. NUT, hexagon	2		
EXCLUSIVE PARTS FOR EUROPE					
16- 1	509-22210-70	REAR CUSHION ASS'Y	1		
16-51	509-22482-70	. STOPPER	1		

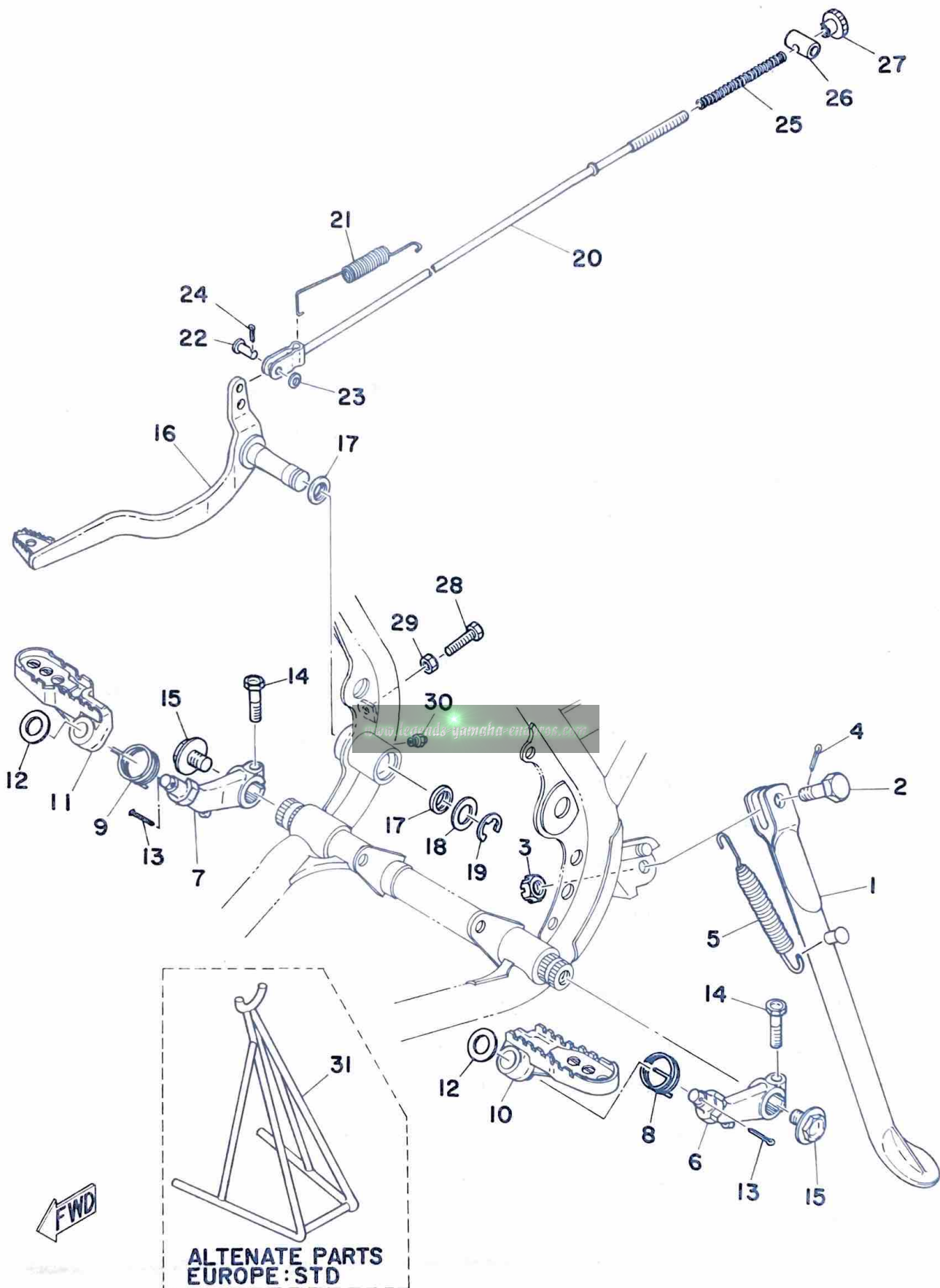
Fig. 17 STAND · FOOTREST · BRAKE PEDAL



STAND · FOOTREST · BRAKE PEDAL

Ref. No.	Parts No.	Description	Q'ty	Applicable Machine No.	Remarks
17- 1	214-27311-01	STAND, side	1		Except Europe
17- 2	90102-10006	BOLT (278-27317-00)	1		Except Europe
17- 3	95302-10900	NUT, slotted	1		Except Europe
17- 4	91401-20025	PIN, cotter	1		Except Europe
17- 5	90507-29004	SPRING, tension (214-27316-00) ..	1		Except Europe
17- 6	483-27412-00	BRACKET, footrest left	1		
17- 7	483-27422-00	BRACKET, footrest right	1		
17- 8	90508-26226	SPRING, torsion (322-27426-00) ..	1		
17- 9	90508-26227	SPRING, torsion (322-27456-00) ..	1		
17-10	431-27411-01	FOOTREST, left	1		
17-11	431-27421-01	FOOTREST, right	1		
17-12	90201-10123	WASHER, plate (256-21715-01) ...	2		
17-13	91401-20015	PIN, cotter	2		
17-14	97301-08025	BOLT, hexagon	2		
17-15	90109-10174	BOLT	2		
17-16	509-27211-01-33	PEDAL, brake	1		Yamaha Black
17-17	93104-15005	OIL SEAL	2		
17-18	90201-15340	WASHER, plate	1		
17-19	93430-12009	CIRCLIP (E-12)	1		
17-20	483-27231-00	ROD, brake	1		
17-21	90506-20128	SPRING, tension	1		
17-22	90240-06040	PIN, with hole	1		
17-23	92901-06200	WASHER, plain	1		
17-24	91401-20012	PIN, cotter	1		
17-25	90501-10245	SPRING (180-27236-00)	1		
17-26	90249-12069	PIN (431-27237-00)	1		
17-27	90179-06006	NUT	1		
17-28	97301-06025	BOLT, hexagon	1		

Fig. 17 STAND · FOOTREST · BRAKE PEDAL

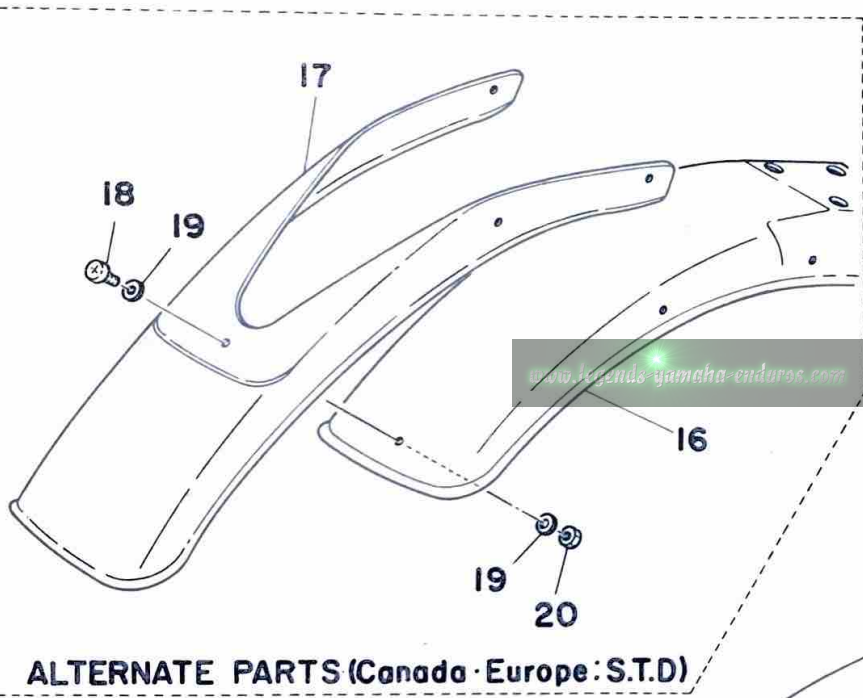
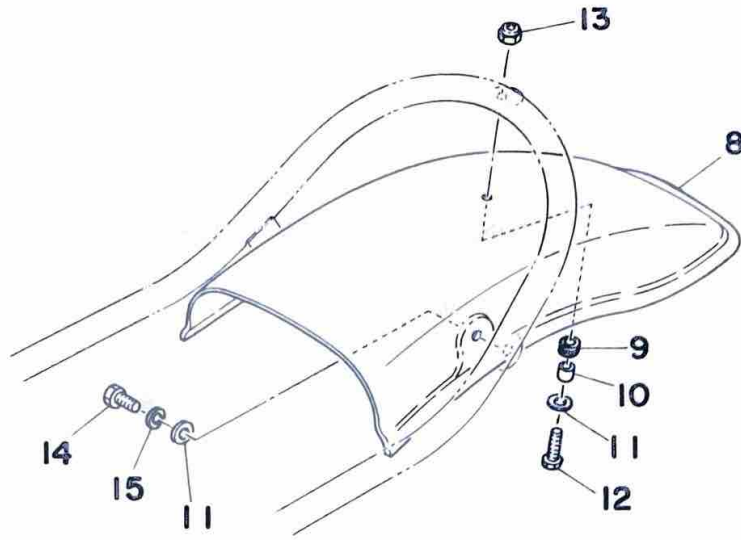


STAND · FOOTREST · BRAKE PEDAL

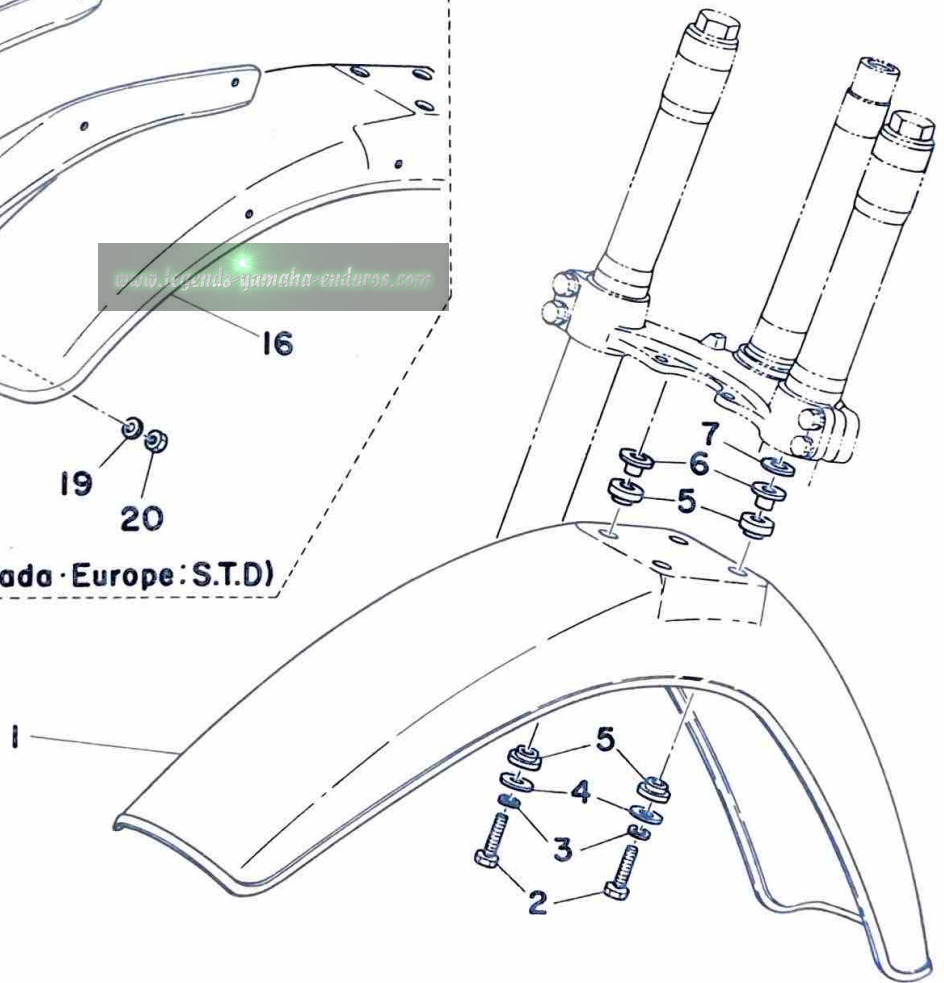
Ref. No.	Parts No.	Description	Q'ty	Applicable Machine No.	Remarks
17-29	95301-06700	NUT, hexagon	1		
17-30	93700-06001	NIPPLE, grease	1		
ALTERNATE PARTS (EUROPE: STD)					
17-31	431-27311-00	STAND, side	1		

www.legends-yamaha-enduros.com

Fig. 18 FRONT FENDER · REAR FENDER



ALTERNATE PARTS (Canada · Europe · S.T.D)



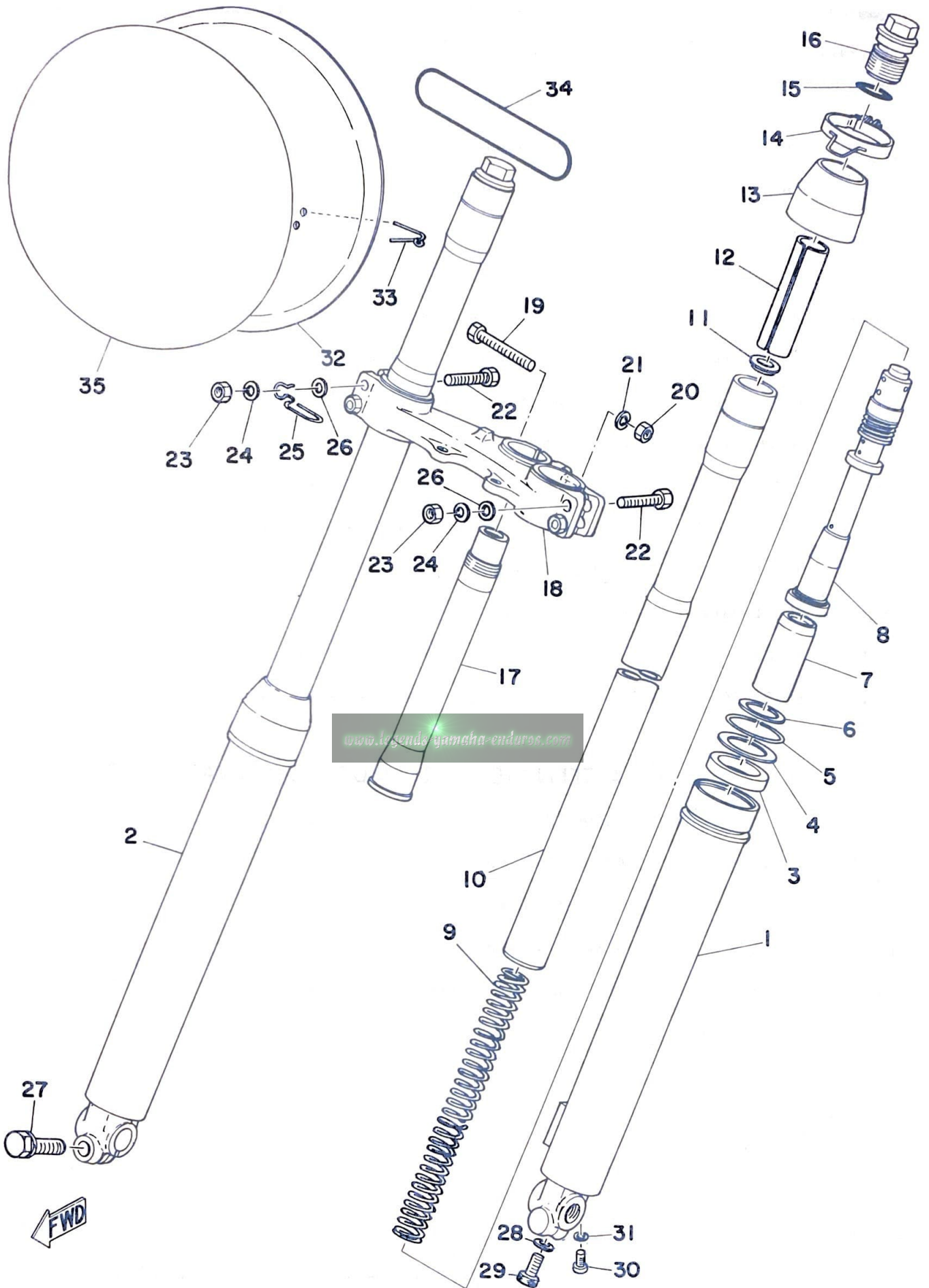
FRONT FENDER · REAR FENDER

Ref. No.	Parts No.	Description	Q'ty	Applicable Machine No.	Remarks
18- 1	453-21511-00	FENDER, front	1		
18- 2	97301-06030	BOLT, hexagon	4		
18- 3	92901-06100	WASHER, spring	4		
18- 4	90201-06067	WASHER, plate	4		
18- 5	322-21541-00	DAMPER, fender	8		
18- 6	90387-06388	COLLAR (322-21544-00)	4		
18- 7	90560-06151	SPACER	2		
18- 8	483-21611-00	FENDER, rear	1		
18- 9	90480-14052	GROMMET	1		
18-10	90387-06216	COLLAR	1		
18-11	90201-06067	WASHER, plate	3		
18-12	97301-06020	BOLT, hexagon	1		
18-13	95601-06100	NUT U	1		
18-14	97301-06015	BOLT, hexagon	2		
18-15	92901-06100	WASHER, spring	2		

ALTERNATE PARTS (EUROPE, CANADA: STD)

18-16	483-21511-10	FENDER, front	1		
18-17	483-21551-00	OVER FENDER	1		
18-18	98901-04012	SCREW, bind	5		
18-19	92901-04600	WASHER, plate	10		
18-20	95301-04600	NUT, hexagon	5		

Fig. 19 FRONT FORK



FRONT FORK

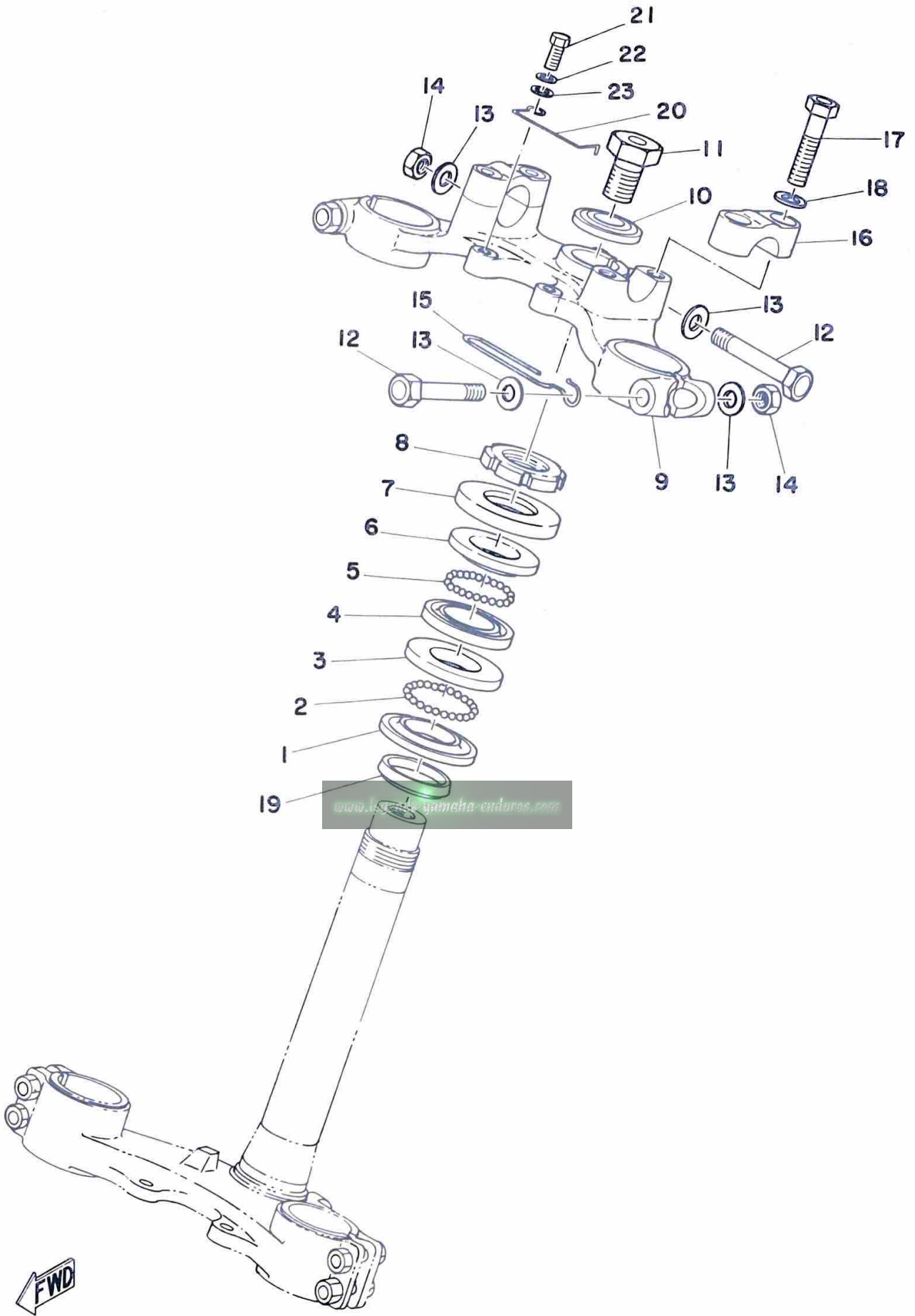
Ref. No.	Parts No.	Description	Q'ty	Applicable Machine No.	Remarks
19- 0-1	509-23101-60	FRONT FORK ASS'Y	1		
19- 1	483-23126-00	. TUBE, outer left	1		
19- 2	483-23136-00	. TUBE, outer right	1		
19- 3	278-23145-51	. . OIL SEAL	2		
19- 4	214-23146-00	. . WASHER, oil seal	2		
19- 5	214-23156-00	. . CLIP, oil seal	2		
19- 6	93450-30033	. CIRCLIP	2		
19- 7	509-23171-00	. PISTON, front fork	2		
19- 8	509-23170-01	. CYLINDER COMP., front fork ..	2		
19- 9	509-23141-01	. SPRING, fork (Rate K0.35kg/mm)	2		
	509-23141-10	. SPRING, fork (Rate K0.325kg/mm)	2		Light Duty Alternate Parts
	509-23141-20	. SPRING, fork (Rate K0.375kg/mm)	2		Heavy Duty Alternatr Parts
19-10	509-23124-01	. TUBE, inner	2		
19-11	278-23142-50	. SEAT, spring upper	2		
19-12	341-23118-50	. SPACER	2		
19-13	292-23144-00	. SEAL, dust	2		
19-14	90460-54061	. CLAMP, hose (322-23318-01) ...	1		
19-15	214-23114-00	. O-RING	2		
19-16	291-23111-60	. BOLT, cap	2		
19-17	322-23341-00	. SHAFT, steering	1		
19-18	483-23345-00-98	. BRACKET, under	1		
19-19	322-23356-00	. BOLT	1		
19-20	322-23357-00	. NUT	1		
19-21	92901-10100	. WASHER, spring	1		
19-22	90109-08397	. BOLT	4		
19-23	90170-08180	. NUT	4		
19-24	92901-08100	. WASHER, spring	4		
19-25	434-23319-00	. HOLDER, wire	1		

FRONT FORK

Ref. No.	Parts No.	Description	Q'ty	Applicable Machine No.	Remarks
19-26	90201-08083	. WASHER, plate(156-27226-00) ..	4		
19-27	90119-08011	. BOLT	1		
19-28	278-23158-50	. PACKING	2		
19-29	278-23181-50	. BOLT	2		
19-30	122-23119-01	. PLUG, drain	2		
19-31	122-23129-00	. GASKET, drain plug	2		
19-32	322-23485-00	PLATE, number	1		
19-33	431-23486-02	STAY, number plate	2		
19-34	93210-99184	O-RING(3.1-99.4)	1		
19-35	322-23395-00	EMBLEM, number	1		

www.legends-yamaha-enduros.com

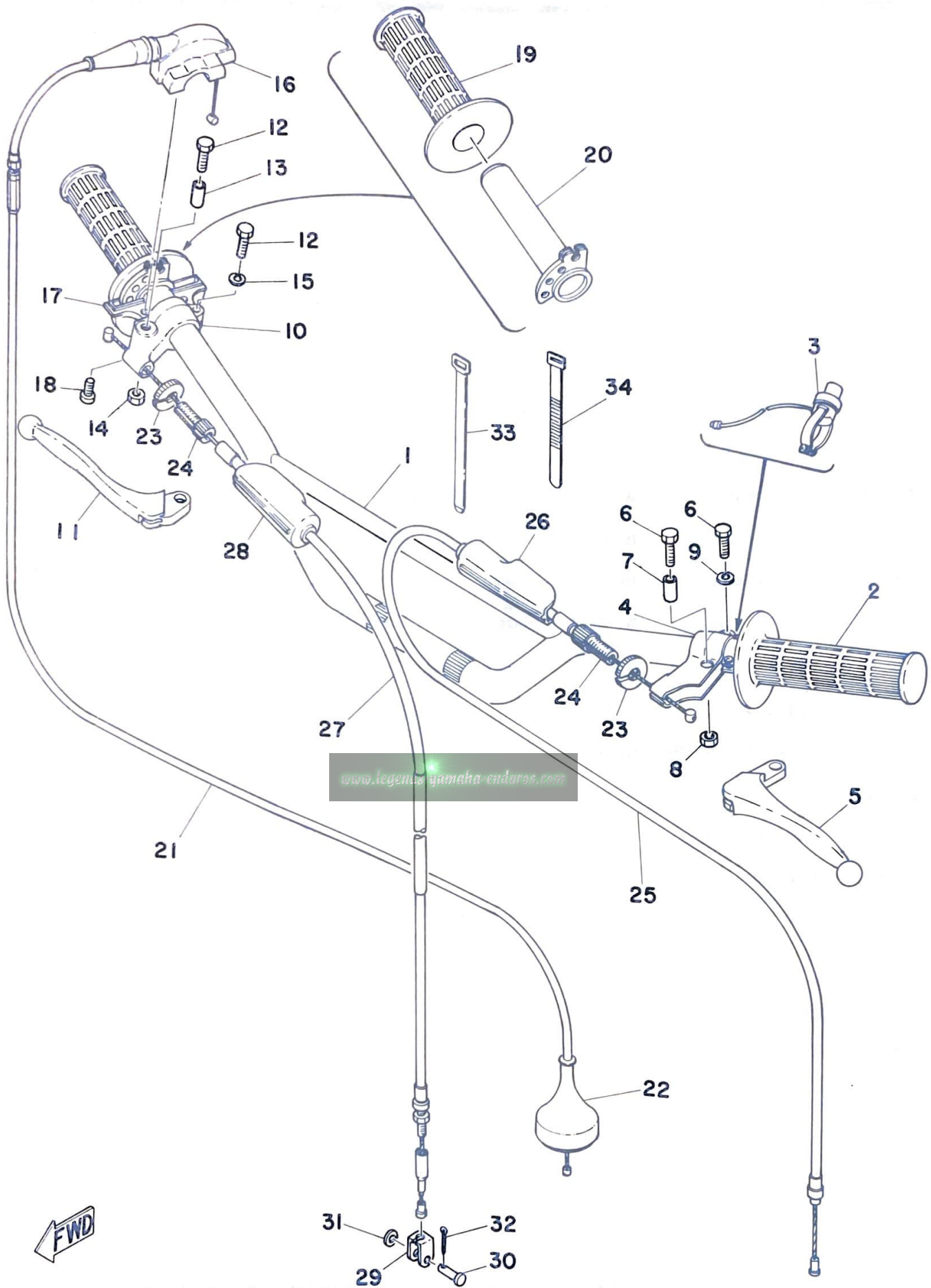
Fig. 20 STEERING



STEERING

Ref. No.	Parts No.	Description	Q'ty	Applicable Machine No.	Remarks
20- 1	156-23411-00	RACE, ball 1	1		
20- 2	93501-04011	BALL (1/4 inch)	19		
20- 3	156-23412-00	RACE, ball 2	1		
20- 4	122-23412-00	RACE, ball 2	1		
20- 5	93503-16010	BALL (3/16 inch)	22		
20- 6	122-23411-00	RACE, ball 1	1		
20- 7	122-23416-00	COVER, ball race	1		
20- 8	90179-25033	NUT (137-23454-00)	1		
20- 9	321-23435-00-98	CROWN, handle	1		Frosting Black
20-10	90209-14022	WASHER (214-23443-00)	1		
20-11	90109-14235	BOLT	1		
20-12	97313-08055	BOLT, hexagon	3		
20-13	90201-08083	WASHER, plate (156-27226-00) ...	6		
20-14	95601-08100	NUT U	3		
20-15	434-23319-00	HOLDER, wire	1		
20-16	401-23441-00-98	HOLDER, handle upper	2		Frosting Black
20-17	97323-08035	BOLT, www.legends-yamaha-enduros.com hexagon	4		
20-18	92901-08100	WASHER, spring	4		
20-19	164-23462-00	SEAL, dust'	1		
20-20	483-23318-00	HOLDER, wire	1		
20-21	97301-06014	BOLT, hexagon	1		
20-22	92901-06100	WASHER, spring	1		
20-23	92901-06600	WASHER, plate	1		

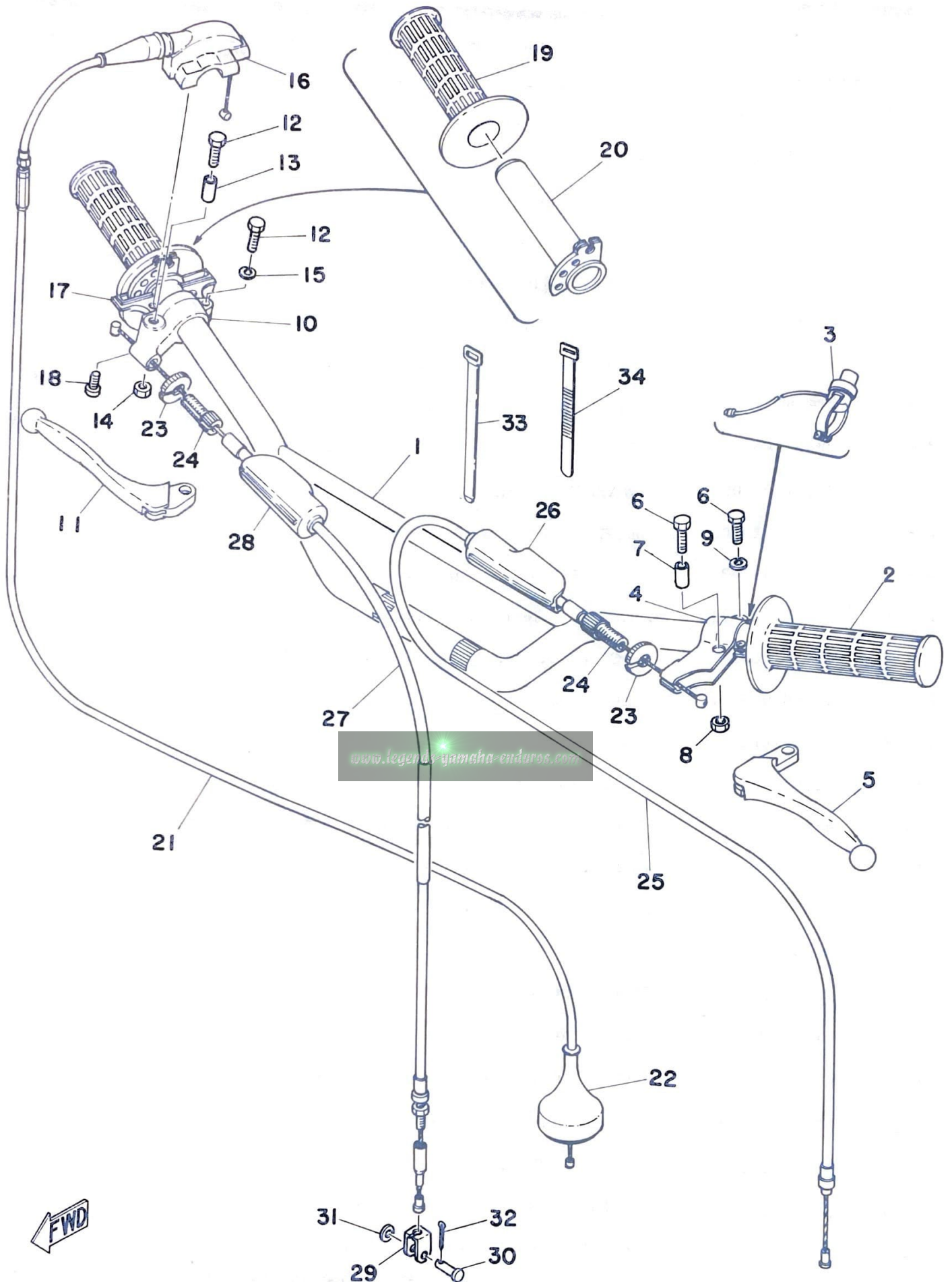
Fig. 21 HANDLE · WIRE



HANDLE WIRE

Ref. No.	Parts No.	Description	Q'ty	Applicable Machine No.	Remarks
21- 1	483-26111-00	HANDLE	1		
21- 2	509-26241-00	GRIP, left	1		
21- 3	363-83976-00	SWITCH, handle l	1		
21- 0-1	214-82910-03	LEVER HOLDER ASS'Y, left	1		
21- 4	214-82911-01	. HOLDER, lever left	1		
21- 5	214-83912-01	. LEVER, left	1		
21- 6	97303-06020	. BOLT, hexagon	2		
21- 7	214-83913-00	. COLLAR, lever	1		
21- 8	98801-06200	. NUT	1		
21- 9	92901-06100	. WASHER, spring	1		
21- 0-2	233-82920-03	LEVER HOLDER ASS'Y, right ...	1		
21-10	233-82921-31	. HOLDER, lever right	1		
21-11	233-83922-31	. LEVER, right	1		
21-12	97303-06020	. BOLT	2		
21-13	214-83913-00	. COLLAR, lever	1		
21-14	98801-06200	. NUT	1		
21-15	92901-06100	. WASHER, spring	1		
21-16	431-26281-01	CAP, grip upper	1		
21-17	431-26282-01	CAP, grip under	1		
21-18	98503-05018	SCREW, panhead	2		
21-19	509-26242-00	GRIP, right	1		
21-20	431-26243-00	TUBE, guide	1		
21-21	510-26311-00	WIRE, throttle (1363 mm)	1		
21-22	510-26329-00	. CAP, rubber	1		
21-23	90179-08188	NUT	2		
21-24	90123-08046	BOLT, wire adjusting	2		
21-25	363-26335-03	WIRE, clutch (1175 mm)	1		
21-26	382-26372-01	. COVER, lever	1		

Fig. 21 HANDLE · WIRE



HANDLE · WIRE

Ref. No.	Parts No.	Description	Q'ty	Applicable Machine No.	Remarks
21-27	483-26341-01	WIRE, brake front (1150 mm)	1		
21-28	382-26372-01	. COVER, lever	1		
21-29	156-26347-00	JOINT, wire	1		
21-30	90240-08012	PIN, with hole (156-27229-00)	1		
21-31	90201-08083	WASHER, plate (156-27226-00) . . .	1		
21-32	91401-20012	PIN, cotter	1		
21-33	341-26397-01	BAND	5		
21-34	437-83936-00	BAND, switch cord	2		

www.legends-yamaha-enduros.com

EXHIBIT PARTS FOR FIGURE

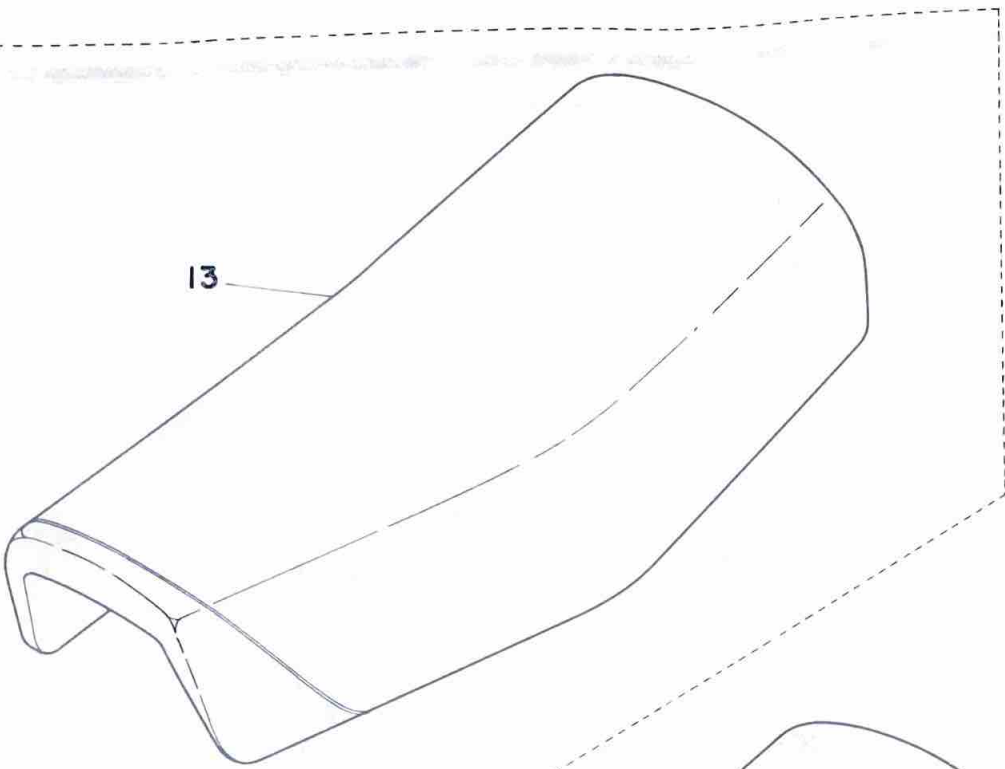
FUEL TANK

Ref. No.	Parts No.	Description	Q'ty	Applicable Machine No.	Remarks
22- 1	509-24110-00-01	FUEL TANK COMP.	1		
22- 2	509-24244-00	. GRAPHIC, fuel tank left 1	1		
	509-24247-00	. GRAPHIC, fuel tank right 1	1		
22- 3	509-24245-00	. GRAPHIC, fuel tank left 2	1		
	509-24248-00	. GRAPHIC, fuel tank right 2	1		
22- 4	509-24246-00	. GRAPHIC, fuel tank left 3	1		
	509-24249-00	. GRAPHIC, fuel tank right 3	1		
22- 5	322-24611-00	BODY, cap	1		
22- 6	90430-37052	GASKET (322-24612-00)	1		
22- 7	90445-09111	HOSE (129-24311-00 5-430)	1		
22- 8	278-24181-00	DAMPER, locating 1	2		
22- 9	322-24500-01	FUEL COCK ASS'Y	1		
22-10	90445-11151	HOSE (145-24311-00 7-245)	1		
22-11	90467-10008	CLIP (143-24356-00)	2		
22-12	90480-25135	GROMMET (322-24182-00)	1		
22-13	90209-10101	WASHER (322-24186-00)	1		
22-14	92901-10100	WASHER, spring	1		
22-15	95301-10700	NUT, hexagon	1		

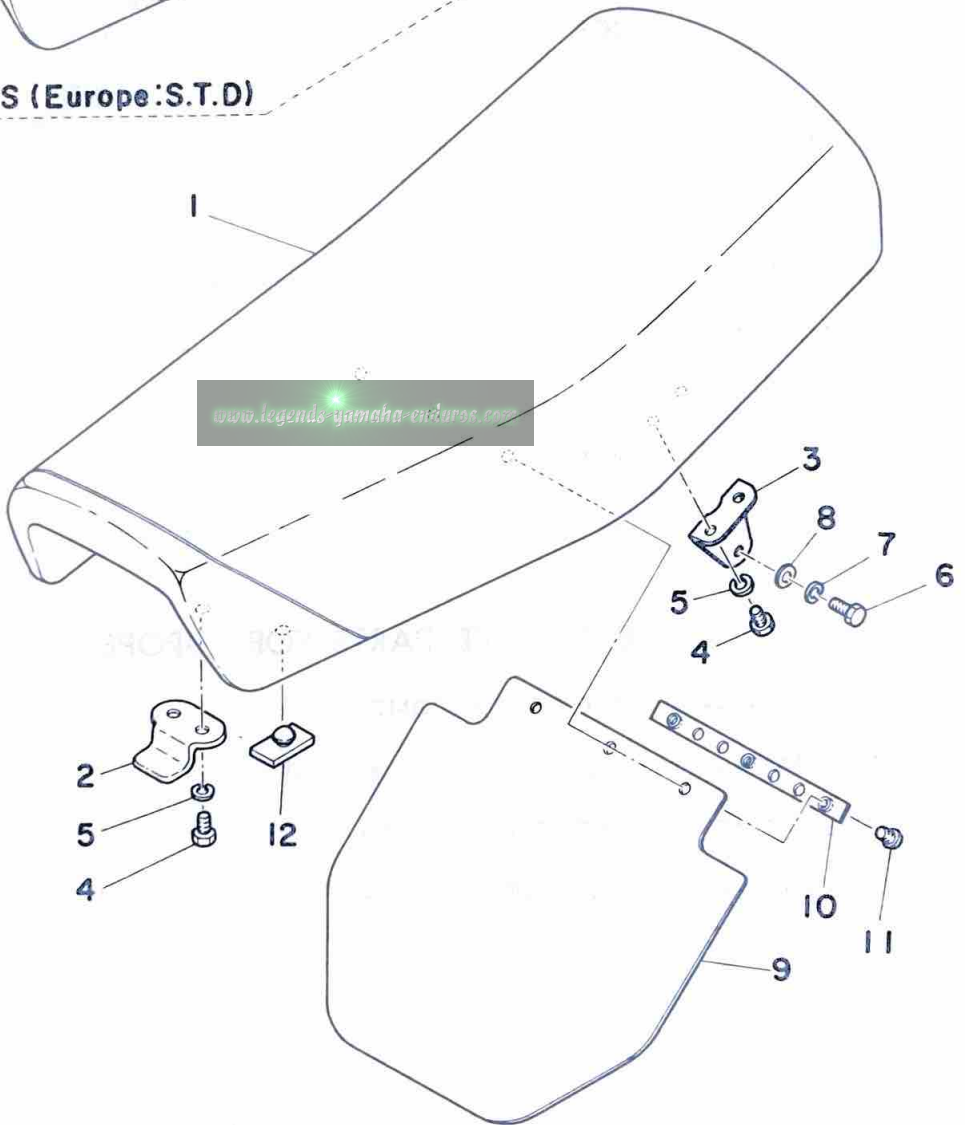
EXCLUSIVE PARTS FOR EUROPE

22-16	509-24110-00-03	FUEL TANK COMP.	1		Clean White
22-17	509-24244-10	. GRAPHIC, fuel tank left	1		
	509-24245-10	. GRAPHIC, fuel tank right	1		
22-18	382-24161-00	. EMBLEM	2		

Fig. 23 SEAT



ALTERNATE PARTS (Europe:S.T.D)



SEAT

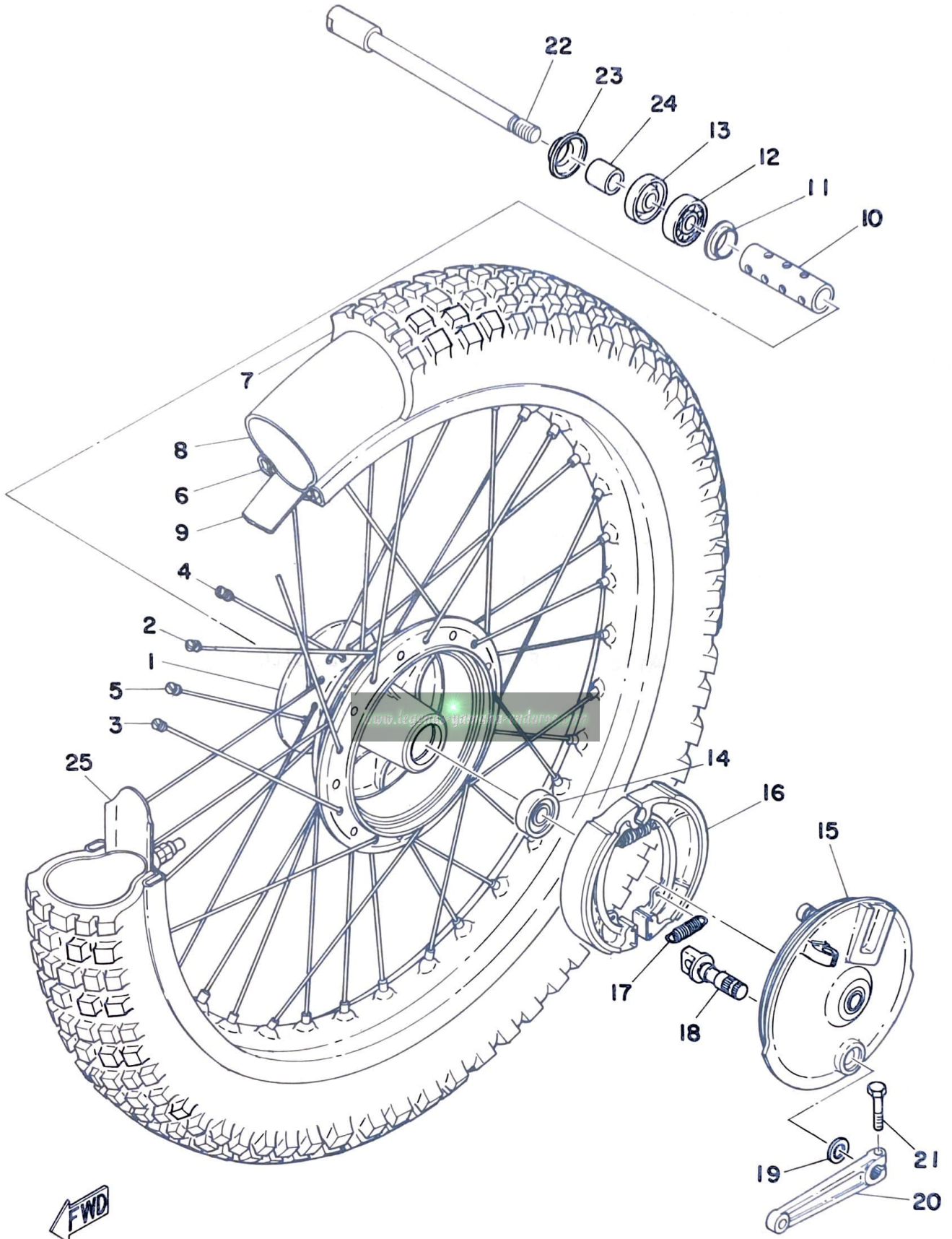
Ref. No.	Parts No.	Description	Q'ty	Applicable Machine No.	Remarks
23- 1	509-24770-02	SEMI-DOUBLE SEAT ASS'Y	1		
23- 1-1	509-24771-00	. COVER, semi-double seat	1		
23- 2	322-24748-00	BRACKET, front	1		
23- 3	509-24738-00	BRACKET, rear	2		
23- 4	97301-06012	BOLT, hexagon	6		
23- 5	92901-06100	WASHER, spring	6		
23- 6	97301-06015	BOLT, hexagon	2		
23- 7	92901-06100	WASHER, spring	2		
23- 8	92901-06600	WASHER, plate	2		
23- 9	483-21621-00	FLAP	1		
23-10	483-21615-00	WASHER, special	1		
23-11	98901-06012	SCREW, bind	3		
23-12	509-24724-00	DAMPER, seat	7		

ALTERNATE PARTS (EUROPE: STD)

23-13	509-24770-10	SEMI-DOUBLE SEAT ASS'Y	1		Thicker Seat
-------	--------------	------------------------------	---	--	--------------

www.legends-yamaha-enduros.com

Fig. 24 FRONT WHEEL

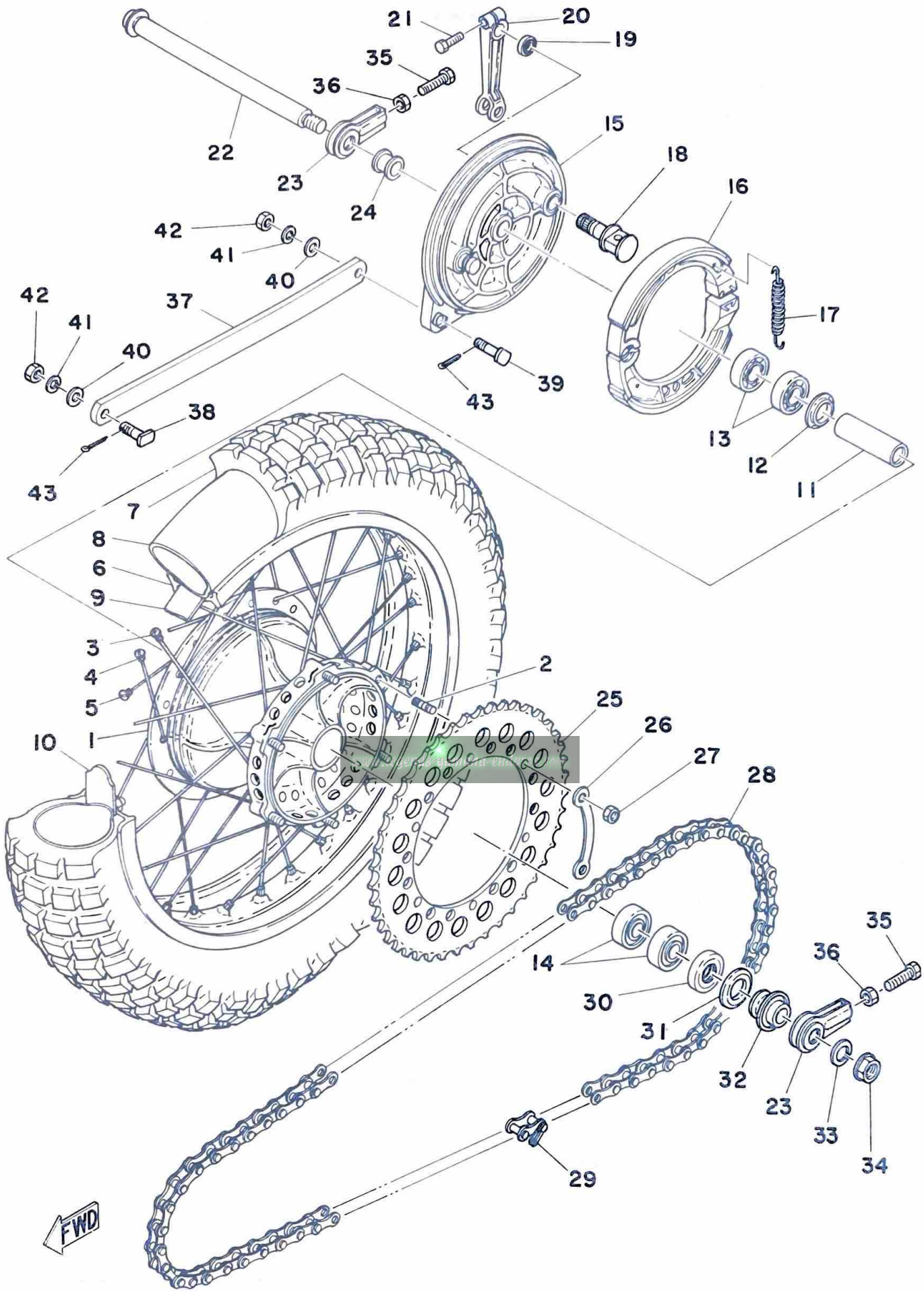


FWD

FRONT WHEEL

Ref. No.	Parts No.	Description	Q'ty	Applicable Machine No.	Remarks
24- 1	322-25111-00-98	HUB, front	1		
24- 0-1	322-25104-00	SPOKE SET	1s		
24- 2	322-25196-90	. SPOKE SET, inner left (10PCS)	1s		
24- 3	322-25197-90	. SPOKE SET, outer left (10PCS)	1s		
24- 4	322-25179-90	. SPOKE SET, inner right (10PCS)	1s		
24- 5	322-25189-90	. SPOKE SET, outer right (10PCS)	1s		
24- 6	94416-21150	RIM, front (1.60A-21)	1		
24- 7	94130-21096	TIRE, front (3.00-21-4PR)	1		
24- 8	94230-21038	TUBE, front (3.00-21)	1		
24- 9	94330-21024	BAND, rim (3.00-21)	1		
24-10	431-25117-00	SPACER, bearing	1		
24-11	146-25116-00	FLANGE, spacer 2	1		
24-12	93306-20205	BEARING (B6202)	1		
24-13	93102-20009	OIL SEAL (SD-20-35-7)	1		
24-14	93306-20203	BEARING (B6202RS)	1		
24-15	483-25121-00-98	PLATE, brake shoe	1		
24-16	322-25130-00	BRAKE SHOE COMP.	2		
24-17	90506-16036	SPRING, tension(183-25333-00) ...	2		
24-18	431-25151-00	CAMSHAFT	1		
24-19	137-25159-00	SEAL, camshaft	1		
24-20	322-25155-00	LEVER, camshaft	1		
24-21	97301-06025	BOLT, hexagon	1		
24-22	431-25181-00	SHAFT, wheel	1		
24-23	322-25118-00	COVER, hub dust	1		
24-24	90387-15418	COLLAR (322-25183-00)	1		
24-25	214-25194-00	SPACER, bead	1		

Fig. 25 REAR WHEEL

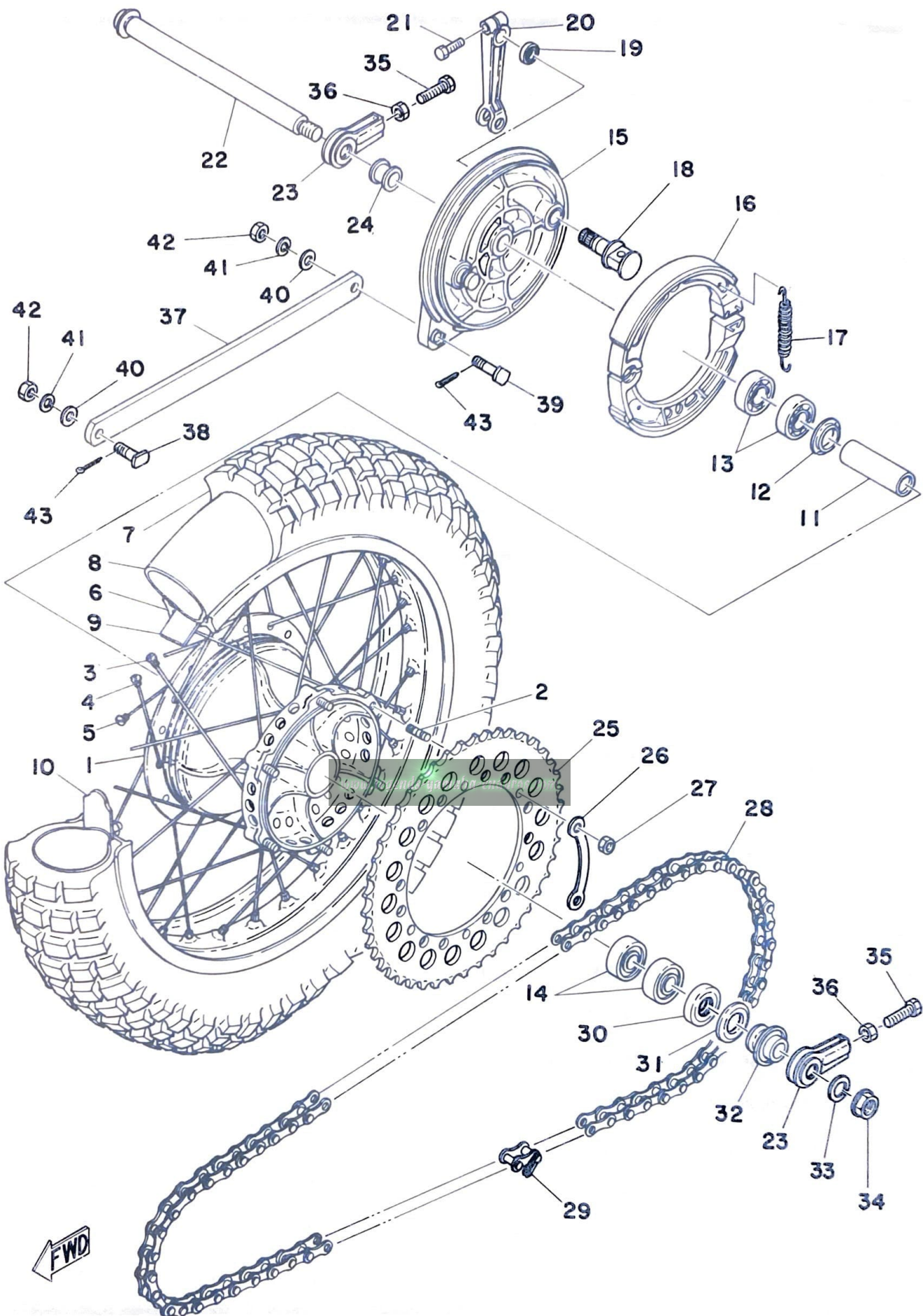


← FWD

REAR WHEEL

Ref. No.	Parts No.	Description	Q'ty	Applicable Machine No.	Remarks
25- 1	483-25311-12-98	HUB, rear	1		
25- 2	90116-08218	BOLT, stud	6		
25- 0-1	431-25304-00	SPOKE SET	1s		
25- 3	431-25396-90	. SPOKE SET, inner left (10PCS)	1s		
25- 4	431-25391-90	. SPOKE SET, inner right (10PCS)	1s		
25- 5	431-25392-90	. SPOKE SET, outer right (10PCS)	1s		
25- 6	94421-18151	RIM, rear (2.15B-18)	1		
25- 7	94146-18109	TIRE, rear (4.60-18-4PR)	1		
25- 8	94246-18040	TUBE, rear (4.60-18)	1		
25- 9	94340-18022	BAND, rim (4.00-18)	1		
25-10	363-25394-00	SPACER, bead	2		
25-11	483-25317-00	SPACER, bearing	1		
25-12	483-25315-00	FLANGE, spacer	1		
25-13	93306-20309	BEARING (B6203Z)	2		
25-14	93306-20303	BEARING (B6203)	2		
25-15	483-25321-00-98	PLATE, brake shoe	1		
25-16	431-25330-01	BRAKE SHOE COMP.	2		
25-17	90507-20002	SPRING, tension (246-25333-00) ..	2		
25-18	431-25351-00	CAMSHAFT	1		
25-19	93104-14044	OIL SEAL (SO-14-20-3)	1		
25-20	431-25355-00	LEVER, camshaft	1		
25-21	97301-06025	BOLT, hexagon	1		
25-22	431-25381-00	SHAFT, wheel	1		
25-23	431-25388-00	PULLER, chain	2		
25-24	90387-17215	COLLAR	1		
25-25	431-25450-01	GEAR, sprocket wheel (50T)	} U. R 1		Alternate Parts
	431-25452-01	GEAR, sprocket wheel (52T)			STD
	431-25454-01	GEAR, sprocket wheel (54T)			Alternate Parts

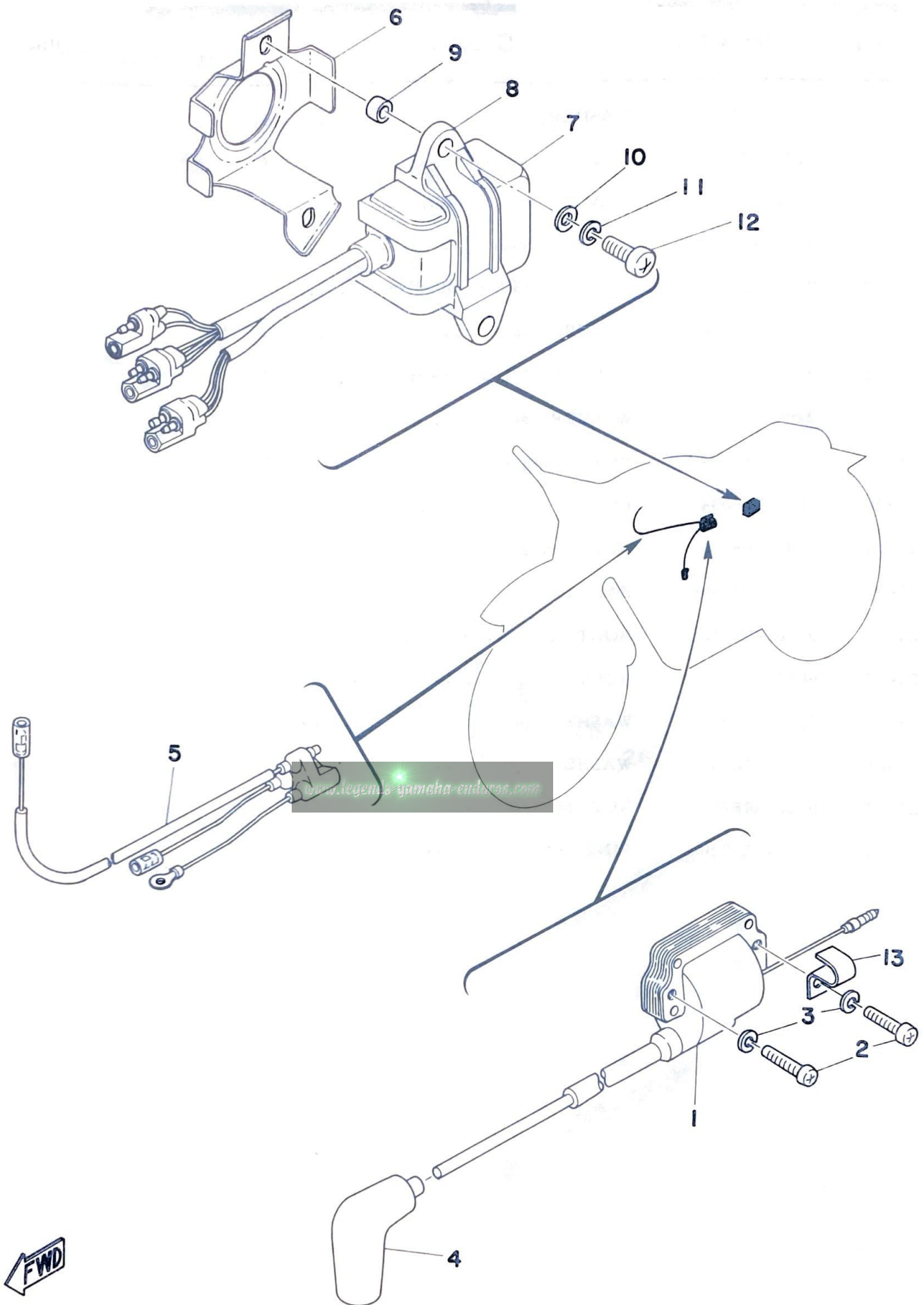
Fig. 25 REAR WHEEL



REAR WHEEL

Ref. No.	Parts No.	Description	Q'ty	Applicable Machine No.	Remarks
25-26	509-25412-00	WASHER, lock	3		
25-27	90170-08158	NUT	6		
25-28	94515-20108	CHAIN (DK520T 108L)	1		
25-29	94615-20001	. JOINT, chain	1		
25-30	93102-25061	OIL SEAL (SD-25-40-8)	1		
25-31	431-25367-00	COVER, dust	1		
25-32	90387-17431	COLLAR (431-25376-01)	1		
25-33	92901-16100	WASHER, spring	1		
25-34	90170-16177	NUT, hexagon	1		
25-35	90101-08034	BOLT, hexagon (168-25379-01) ...	2		
25-36	95303-08700	NUT, hexagon	2		
25-37	509-25371-00	BAR, tension	1		
25-38	90109-08378	BOLT	1		
25-39	90109-08176	BOLT	1		
25-40	92901-08200	WASHER, plain	2		
25-41	92901-08100	WASHER, spring	2		
25-42	95301-08700	NUT, hexagon	2		
25-43	91401-20020	PIN, cotter	2		

Fig. 26 ELECTRICAL



ELECTRICAL

Ref. No.	Parts No.	Description	Q'ty	Applicable Machine No.	Remarks
26- 1	322-82310-10	IGNITION COIL ASS'Y	1		
26- 2	92501-06025	SCREW, panhead	1		
26- 3	92901-06100	WASHER, spring	2		
26- 4	294-82370-00	PLUG CAP ASS'Y	1		
26- 5	509-85517-01	WIRE, sub lead	1		
26- 6	509-85542-00	BRACKET	1		
26- 7	364-85540-13	C. D. I. UNIT ASS'Y	1		
26- 8	509-85546-00	BAND	1		
26- 9	90387-07260	COLLAR (382-21544-00)	2		
26-10	90201-06052	WASHER, plate (136-22316-00) ...	2		
26-11	92901-06100	WASHER, spring	2		
26-12	98501-06020	SCREW, panhead	2		
26-13	90462-05005	CLAMP (363-15485-01)	1		

www.legends-yamaha-enduros.com

NUMERICAL INDEX

www.legends-yamaha-enduros.com



NUMERICAL INDEX

Ref No.	Parts No.	Ref No.	Parts No.	Ref No.	Parts No.
13- 7	109-81328-10	12- 5	214-14613-00	4- 9	313-11611-30
19-30	122-23119-01	11- 6	214-14185-00	4- 9	313-11611-40
19-31	122-23129-00	4- 5	214-15385-00	11-15	313-14146-00
20- 6	122-23411-00	4-18	214-16119-00	20- 9	321-23435-00-98
20- 4	122-23412-00	5-13	214-16181-00	18- 5	322-21541-00
20- 7	122-23416-00	8- 3	214-18131-00	14-20	322-21787-00
11-36	127-14134-00	19-15	214-23114-00	15-12	322-22153-00-33
11-32	127-14161-00	19- 4	214-23146-00	15-17	322-22178-00
11- 8	127-14186-00	19- 5	214-23156-00	19-17	322-23341-00
11-34	137-14133-00	24-25	214-25194-00	19-19	322-23356-00
11- 3	137-14143-74	17- 1	214-27311-01	19-20	322-23357-00
11- 3	137-14143-76	21- 0-1	214-82910-03	19-35	322-23395-00
11- 3	137-14143-78	21- 4	214-82911-01	19-32	322-23485-00
7-11	137-15353-00	21- 5	214-83912-01	22- 9	322-24500-01
24-19	137-25159-00	21- 7	214-83913-00	22- 5	322-24611-00
24-11	146-25116-00	21-13	214-83913-00	23- 2	322-24748-00
11-35	152-14123-00	21- 0-2	233-82920-03	24- 0-1	322-25104-00
9- 2	156-15618-01	21-10	233-82921-31	24- 1	322-25111-00-98
6-27	156-17429-00	21-11	233-83922-31	24-23	322-25118-00
20- 1	156-23411-00	11-20	239-14116-16	24-16	322-25130-00
20- 3	156-23412-00	11-13	239-14117-00	24-20	322-25155-00
21-29	156-26347-00	11- 4	239-14195-00	24- 4	322-25179-90
11-21	164-14137-00	12- 2	248-14623-00	24- 5	322-25189-90
20-19	164-23462-00	12- 7	248-14623-00	24- 2	322-25196-90
13- 8	165-81145-21	8-14	278-18127-00	24- 3	322-25197-90
6-12	168-17428-01-03	19-11	278-23142-50	26- 1	322-82310-10
6-28	168-17428-01-03	19- 3	278-23145-51	13-11	322-85553-10
6-12	168-17428-01-05	19-28	278-23158-50	13-12	322-85554-10
6-28	168-17428-01-05	19-29	278-23181-50	2- 8	328-15316-00
5-12	170-16164-00	22- 8	278-24181-00	19-12	341-23118-50
5- 9	174-16356-00	12-28	278-27114-00	21-33	341-26397-01
11- 1	193-14142-60	19-16	291-23111-60	7- 9	353-18547-00
11-33	204-14122-00	19-13	292-23144-00	5-14	360-16154-00
1-12	214-11198-01	26- 4	294-82370-00	5- 4	360-16325-00
2-15	214-11198-01	11-43	310-14196-00	7- 5	360-18141-01
4-11	214-11633-00	11-42	310-14197-00	1-13	363-11161-00
11- 9	214-14118-00	4- 9	313-11611-00	10-26	363-13613-00
12- 6	214-14612-00	4- 9	313-11611-10	10-27	363-13616-00
		4- 9	313-11611-20		

NUMERICAL INDEX

Ref No.	Parts No.	Ref No.	Parts No.	Ref No.	Parts No.
11-14	363-14115-00	20-16	401-23441-00-98	8- 9	434-18121-00
11-27	363-14126-00	10-30	431-13556-00	7-19	434-18122-00
11-26	363-14131-00	10-25	431-13610-01	7- 1	434-18541-02
11-28	363-14137-00	6-34	431-17461-30	7- 3	434-18561-00
11-11	363-14184-00	6-34	431-17461-40	19-25	434-23319-00
11- 7	363-14187-00	6-34	431-17461-50	20-15	434-23319-00
11- 5	363-14190-33	15- 2	431-22141-00	21-34	437-83936-00
12-10	363-14685-00	15- 9	431-22151-01	2- 9	438-15317-00
3- 4	363-15451-00	19-33	431-23486-02	18- 1	453-21511-00
9-13	363-15641-00	24-10	431-25117-00	12-15	483-14771-00
9-15	363-15671-01	24-18	431-25151-00	12-20	483-14781-00
9-24	363-15674-00	24-22	431-25181-00	18-16	483-21511-10
9-17	363-15676-00	25- 0-1	431-25304-00	18-17	483-21551-00
9-25	363-15686-00	25-16	431-25330-01	18- 8	483-21611-00
5- 3	363-16321-00	25-18	431-25351-00	23-10	483-21615-00
5-24	363-16344-00	25-20	431-25355-00	23- 9	483-21621-00
8- 7	363-18125-00	25-31	431-25367-00	15- 1	483-22110-04-33
7-13	363-18511-00	25-22	431-25381-00	15- 7	483-22124-00
7-18	363-18531-00	25-23	431-25388-00	15-22	483-22128-00
7-15	363-18535-00	25- 4	431-25391-90	15- 3	483-22129-00
25-10	363-25394-00	25- 5	431-25392-90	16-42	483-22214-00
21-25	363-26335-03	25-3 Legends 431-25396-90		16- 2	483-22411-01
21- 3	363-83976-00	25-25	431-25450-01	16- 3	483-22412-00
1- 4	364-11351-00	25-25	431-25452-01	16- 4	483-22413-01
1-17	364-11611-70	25-25	431-25454-01	16- 7	483-22419-01
3- 6	364-15461-01	21-20	431-26243-00	16-22	483-22431-00
9-21	364-15668-00	21-16	431-26281-01	16-39	483-22472-01
5-22	364-16343-00	21-17	431-26282-01	16-35	483-22473-00
7-14	364-18511-00	17-31	431-27311-00	16-33	483-22483-02
13- 0-1	364-85500-11	17-10	431-27411-01	16-46	483-22492-01
13- 6	364-85515-10	17-11	431-27421-01	19- 1	483-23126-00
26- 7	364-85540-13	11-38	432-14138-00	19- 2	483-23136-00
13- 2	364-85543-10	11-37	432-14171-00	20-20	483-23318-00
13- 1	364-85550-10	11-41	432-14173-00	19-18	483-23345-00-98
6-22	365-17241-10	11-40	432-14174-00	14-25	483-24181-01
22-18	382-24161-00	1- 2	434-11181-00	24-15	483-25121-00-98
21-26	382-26372-01	2-16	434-15118-00	25- 1	483-25311-12-98
21-28	382-26372-01	9-23	434-15668-00		

NUMERICAL INDEX

Ref No.	Parts No.	Ref No.	Parts No.	Ref No.	Parts No.
25-12	483-25315-00	4- 8	509-11637-01	6-19	509-17231-00
25-11	483-25317-00	4- 8	509-11638-01	6-18	509-17251-00
25-15	483-25321-00-98	4- 4	509-11681-00	6- 1	509-17411-00
21- 1	483-26111-00	11- 0-1	509-14101-01	8- 1	509-18111-01-91
21-27	483-26341-01	11-39	509-14135-00	14- 1	509-21110-02-33
17-20	483-27231-00	11-25	509-14136-00	14- 1	509-21110-10-33
17- 6	483-27412-00	11- 2	509-14145-00	14-11	509-21471-00-33
17- 7	483-27422-00	11-31	509-14155-00	14-14	509-21711-01
1-14	498-11161-00	11-30	509-14198-00	14-15	509-21721-01
4- 3	498-11651-00	11-22	509-14274-00	14-21	509-22147-00-33
2- 1	498-15111-01	10- 1	509-14411-01	16- 1	509-22210-01
2- 2	498-15121-01	10- 5	509-14412-02	16- 1	509-22210-70
3- 9	498-15363-00	10- 6	509-14422-01	16-44	509-22213-01
2-12	498-15371-00	10- 2	509-14428-00	16- 0-2	509-22405-00
3- 2	498-15421-00	10- 3	509-14451-02	16- 0-1	509-22406-00
9- 1	498-15611-00-93	10-20	509-14453-01	16-19	509-22471-00
9- 3	498-15621-00-91	10-10	509-14457-00	16-40	509-22481-01
6-37	498-15651-02	10- 4	509-14461-02	16-31	509-22482-01
9-22	498-15664-00-33	12- 1	509-14611-00	16-51	509-22482-70
5-25	498-16389-00	12- 3	509-14711-01	19- 0-1	509-23101-60
6-16	498-17421-01	14-26	509-14747-00	19-10	509-23124-01
7-21	498-15151-01	12-13 legends y	509-14753-00	19- 9	509-23141-01
1- 1	509-11111-00	6-29	509-15381-00	19- 9	509-23141-10
1- 3	509-11311-00	6-14	509-15383-00	19- 9	509-23141-20
1-16	509-11311-70	3- 1	509-15411-00	19- 8	509-23170-01
4- 0-1	509-11400-00	3- 5	509-15431-01	19- 7	509-23171-00
4- 1	509-11412-00	9-10	509-15661-00	22- 1	509-24110-00-01
4- 2	509-11422-00	4-17	509-16111-00	22-16	509-24110-00-03
4- 0-2	509-11630-00	5- 1	509-16150-00	22- 2	509-24244-00
4- 0-2	509-11630-10	5- 0-1	509-16301-01	22-17	509-24244-10
4- 0-2	509-11630-20	5- 5	509-16351-00	22- 3	509-24245-00
4- 0-2	509-11630-30	5- 2	509-16371-00	22-17	509-24245-10
4- 0-2	509-11630-40	6- 8	509-17121-00	22- 4	509-24246-00
4- 8	509-11631-01-96	6- 5	509-17131-00	22- 2	509-24247-00
4- 8	509-11631-01-98	6- 2	509-17141-00	22- 3	509-24248-00
4- 8	509-11635-01	6- 7	509-17151-00	22- 4	509-24249-00
4- 8	509-11636-01	6-23	509-17211-00	23-12	509-24724-00
		6-17	509-17221-00	23- 3	509-24738-00

NUMERICAL INDEX

Ref No.	Parts No.	Ref No.	Parts No.	Ref No.	Parts No.
23- 1	509-24770-02	8-10	90149-06017	5-19	90201-17327
23-13	509-24770-10	5- 8	90153-06010	6- 9	90201-20266
23- 1-1	509-24771-00	25-27	90170-08158	6-24	90201-20278
25-37	509-25371-00	19-23	90170-08180	9-19	90201-20278
25-26	509-25412-00	16-50	90170-14147	15- 8	90201-22284
21- 2	509-26241-00	15-11	90170-16111	6- 3	90201-25287
21-19	509-26242-00	25-34	90170-16177	9-12	90201-25287
17-16	509-27211-01-33	5-10	90170-18089	14-18	90202-07048
14-27	509-28100-10	17-27	90179-06006	16-41	90202-22091
26- 5	509-85517-01	21-23	90179-08188	14- 2	90209-08050
26- 6	509-85542-00	1-10	90179-10072	22-13	90209-10101
26- 8	509-85546-00	16-47	90179-16189	20-10	90209-14022
10-22	510-13555-01	6-36	90179-18020	16-49	90209-14059
11-19	510-14112-30	4-19	90179-18172	6- 6	90209-22082
11-18	510-14141-44	20- 8	90179-25033	6-20	90209-22082
11-10	510-14146-00	16-11	90179-44068	4- 7	90209-25085
11-29	510-14158-00-33	14- 4	90185-08054	8-12	90215-06016
11-12	510-14181-00-33	14-10	90185-10035	8-15	90215-08015
5-16	510-16356-00	26-10	90201-06052	5-11	90215-18114
5-17	510-16382-00	10- 9	90201-06067	6-35	90215-21022
21-21	510-26311-00	10-14	90201-06067	5-26	90240-06005
21-22	510-26329-00	18- 4	90201-06067	17-22	90240-06040
25-35	90101-08034	18-11	90201-06067	21-30	90240-08012
17- 2	90102-10006	14-17	90201-06339	17-26	90249-12069
14- 5	90105-08025	5- 7	90201-06557	7-17	90250-08017
14- 6	90105-08026	19-26	90201-08083	4-20	90280-05014
14- 7	90105-10051	20-13	90201-08083	4-21	90282-07019
25-39	90109-08176	21-31	90201-08083	6-40	90336-11025
15-23	90109-08300	1- 6	90201-08100	2-18	90338-20023
12-12	90109-08305	15-26	90201-08439	7- 7	90338-32031
25-38	90109-08378	17-12	90201-10123	1-11	90340-14022
19-22	90109-08397	14- 8	90201-10124	2-14	90340-14034
17-15	90109-10174	1- 9	90201-11155	16- 8	90382-12019
20-11	90109-14235	16-30	90201-12525	18-10	90387-06216
7-12	90109-14390	8- 5	90201-14220	18- 6	90387-06388
1- 5	90116-08104	9- 7	90201-15234	26- 9	90387-07260
25- 2	90116-08218	17-18	90201-15340	10-13	90387-07391
1- 8	90116-10087	6-38	90201-17255	16- 9	90387-12493
19-27	90119-08011				
21-24	90123-08046				

NUMERICAL INDEX

Ref No.	Parts No.	Ref No.	Parts No.	Ref No.	Parts No.
16-48	90387-14274	17-21	90506-20128	13-10	92901-04200
24-24	90387-15418	25-17	90507-20002	18-19	92901-04600
16-45	90387-16477	12-11	90507-20012	11-16	92901-05100
25-24	90387-17215	17- 5	90507-29004	13- 4	92901-05100
25-32	90387-17431	7-20	90508-08008	13- 5	92901-05200
6-33	90387-25193	5-18	90508-12131	10- 8	92901-06100
5-23	90430-12036	17- 8	90508-26226	10-15	92901-06100
22- 6	90430-37052	17- 9	90508-26227	10-24	92901-06100
2-13	90445-07177	9-20	90508-32060	12- 9	92901-06100
22- 7	90445-09111	8- 8	90508-32265	12-22	92901-06100
22-10	90445-11151	15-18	90560-06003	13-14	92901-06100
12-14	90460-30043	18- 7	90560-06151	14-13	92901-06100
10-21	90460-51059	16-32	90560-18143	14-23	92901-06100
19-14	90460-54061	9-26	91210-06015	15-15	92901-06100
10-18	90460-66067	3- 3	91316-06025	18- 3	92901-06100
10-19	90460-71017	3- 7	91316-06025	18-15	92901-06100
26-13	90462-05005	2- 4	91316-06055	20-22	92901-06100
10-31	90465-06062	2- 5	91316-06060	21- 9	92901-06100
2-11	90465-20035	2- 6	91316-06070	21-15	92901-06100
22-11	90467-10008	2- 7	91316-06095	23- 5	92901-06100
10-11	90467-15012	5-27	91401-10010	23- 7	92901-06100
14-19	90480-12053	17-24	91401-20012	26- 3	92901-06100
18- 9	90480-14052	21-32	91401-20012	26-11	92901-06100
10-12	90480-14102	17-13	91401-20015	13-15	92901-06200
10-17	90480-18171	25-43	91401-20020	17-23	92901-06200
22-12	90480-25135	17- 4	91401-20025	14-24	92901-06600
7-10	90501-10062	2- 3	91810-05016	15-20	92901-06600
17-25	90501-10245	3- 8	91810-05016	15-21	92901-06600
9- 6	90501-12081	16- 5	91901-06008	20-23	92901-06600
5- 6	90501-23138	14-16	91901-06018	23- 8	92901-06600
9-16	90501-23143	13-13	92501-06018	12-18	92901-08100
16-21	90501-29327	26- 2	92501-06025	12-25	92901-08100
16-43	90501-80364	2-17	92501-08012	14- 3	92901-08100
16-43	90501-80365	6-15	92701-06015	15-25	92901-08100
16-43	90501-80366	6-30	92701-06015	19-24	92901-08100
12-27	90506-14129	10-29	92901-03100	20-18	92901-08100
24-17	90506-16036	11-23	92901-03100	25-41	92901-08100
12- 4	90506-18068	13- 9	92901-04100	12-19	92901-08200

NUMERICAL INDEX

Ref No.	Parts No.	Ref No.	Parts No.	Ref No.	Parts No.
12-24	92901-08200	6-11	93311-42012	25-29	94615-20001
25-40	92901-08200	6-26	93313-32008	1-15	94701-00074
14- 9	92901-10100	5-21	93315-11720	18-20	95301-04600
19-21	92901-10100	15- 5	93317-22208	8-11	95301-06600
22-14	92901-10100	15- 4	93342-22205	10- 7	95301-06600
15-10	92901-16100	6-39	93410-17008	17-29	95301-06700
25-33	92901-16100	6-10	93410-19015	12-26	95301-08600
5-20	93102-17004	6-25	93410-19015	1- 7	95301-08600
24-13	93102-20009	9-18	93410-19015	15-24	95301-08600
16-38	93102-22141	7- 6	93410-30012	25-42	95301-08700
25-30	93102-25061	7-22	93430-07012	22-15	95301-10700
6-32	93102-35054	7-16	93430-08006	16-20	95301-12700
4-14	93103-30092	8-13	93430-10016	17- 3	95302-10900
4-15	93103-40091	9- 8	93430-10016	25-36	95303-08700
25-19	93104-14044	8- 4	93430-12009	15-16	95601-06100
17-17	93104-15005	17-19	93430-12009	18-13	95601-06100
16-37	93104-22052	6- 4	93440-25019	20-14	95601-08100
15- 6	93108-35004	6-21	93440-25019	14-12	97301-06012
8- 6	93109-14005	9-14	93440-25019	14-22	97301-06012
9- 9	93109-20014	9-11	93440-25027	15-13	97301-06012
16- 6	93210-06001	4-12	93450-20026	23- 4	97301-06012
2-10	93210-11073	19- 6	93450-30033	20-21	97301-06014
3-10	93210-19123	20- 2	93501-04011	18-14	97301-06015
16-36	93210-22265	20- 5	93503-16010	23- 6	97301-06015
4-16	93210-29282	9- 5	93507-32009	12-21	97301-06018
16-34	93210-31264	5-15	93511-32027	12- 8	97301-06020
16-23	93210-31266	7- 8	93604-08071	18-12	97301-06020
16-10	93210-42263	7- 2	93604-18100	8- 2	97301-06025
19-34	93210-99184	17-30	93700-06001	10-16	97301-06025
24-14	93306-20203	24- 7	94130-21096	17-28	97301-06025
24-12	93306-20205	25- 7	94146-18109	24-21	97301-06025
25-14	93306-20303	24- 8	94230-21038	25-21	97301-06025
25-13	93306-20309	25- 8	94246-18040	18- 2	97301-06030
6-13	93306-20515	24- 9	94330-21024	15-19	97301-06040
4-13	93306-20601	25- 9	94340-18022	15-14	97301-06055
6-31	93306-30512	24- 6	94416-21150	12-16	97301-08018
4-10	93310-21874	25- 6	94421-18151	12-23	97301-08018
4- 6	93310-24541	25-28	94515-20108	17-14	97301-08025

NUMERICAL INDEX

Ref No.	Parts No.	Ref No.	Parts No.	Ref No.	Parts No.
12-17	97301-08035				
21- 6	97303-06020				
21-12	97303-06020				
9- 4	97311-08030				
20-12	97313-08055				
10-23	97321-06020				
20-17	97323-08035				
11-24	98401-03007				
10-28	98501-03008				
13- 3	98501-05010				
11-17	98501-05016				
26-12	98501-06020				
21-18	98503-05018				
7- 4	98701-05012				
21- 8	98801-06200				
21-14	98801-06200				
18-18	98901-04012				
23-11	98901-06012				

www.legends-yamaha-enduros.com

www.legends-yamaha-enduros.com



YAMAHA MOTOR CO., LTD.

PRINTED IN JAPAN

First edition Jan., 1975

(LIT-10015-09-00)(509-28198-60)