

'75 TRIALS



www.legends-yamaha-enduros.com



www.legendis-yamaha-enduros.com

TY175

Yamaha's new TY175 is a trials machine for a rider who's ready to climb over logs and slopes and boulders that he never knew he could climb over before. Because he's on The Cat. And The Cat can be taken places you could never take an ordinary machine.

Yamaha's exclusive Torque Induction intake system gives The Cat incredible power at low speeds, to pull you over those tough obstacles easily. Yet you still have plenty of power all across the rpm range to give you power and traction when you need it.

The Cat is lightweight, with a strong frame design. And an exhaust tucked out of the way to get you through narrow paths, ruts and grooves.

Try the TY175. It's for the rider who's looking for challenges that only The Cat can endure.





www.legends-yamaha-enduros.com

TY 80

Meet The Mini-Cat. The new Yamaha TY80. The perfect machine for beginners to learn good off-road riding techniques. To learn control and balance at slow speeds. The TY80 isn't just a scaled down version of the larger Cats. It's a mini-trials motorcycle in its own right. And like all The Cats, it has a strong frame design, ultralight components, and an exhaust tucked away, out of the way. Plus plenty of power through the entire rpm range. In fact, Yamaha's exclusive Torque Induction intake system coupled with an increased flywheel weight means The Cat can pull over logs and rocks with relative ease. And very quietly.

Ride the TY80. It's a small Cat made to handle the toughest obstacles.

TY 250

Introducing The Cat. Yamaha's TY250. A purebred trials motorcycle that can pull through mud or climb over rocks like no other machine you've ever ridden. Because The Cat is built like no other machine you've ever ridden. Keeping in mind Yamaha's tradition of dependability and performance, twice Trials Champion of the World, Mick Andrews, helped Yamaha design The Cat to his exacting specifications. Then he took it to Europe to win the grueling Scottish Six Day Trials.

The Cat has a lightweight frame, lightweight hubs, rims, fenders and gas tank. And plenty of power spread all across the rpm range, to give you a reliable amount of torque whenever or wherever you need it. And Yamaha's exclusive Torque Induction intake system gives The Cat a ferocious amount of low end pulling power.


Ride the TY250 where you've never dared to ride before. And you'll see why Yamaha is proud to bring you The Cat.




Features



Slim trials saddle and a very narrow crankcase make for a comfortable riding position when you're up on the pegs. Every major component of the TY250 has been designed specifically for trials.



Torque Induction, Yamaha's exclusive reed valve intake system, produces remarkable low speed torque. The large flywheel design of the TY250's engine and the wide-ratio five speed transmission also help it pull hard at low speeds.




Trials front forks have extremely soft damping action. Hubs and rims are alloy. Fenders are polypropylene. Even the Autolube® tank is lightweight nylon.



Slim trials saddle and a very narrow crankcase make for a comfortable riding position when you're up on the pegs. Every major component of the TY175 has been designed specifically for trials.



Torque Induction, Yamaha's exclusive reed valve intake system, produces remarkable low speed torque. The large flywheel design of the TY175's engine and the wide-ratio five speed transmission also help it pull hard at low speeds.



Trials front forks have extremely soft damping action. Hubs and rims are alloy. Fenders are polypropylene. Even the Autolube® tank is lightweight nylon.



Slim trials saddle is a miniature of the TY250's. Although the TY80 is obviously designed for young riders, it is a true trials machine, from saddle to skid plate.



Special design rear shocks and front forks are long-travel units with soft damping characteristics to maintain control on rugged terrain. And to help the wheels ride up over high obstacles easily.



Torque Induction helps the TY80 generate more low speed torque by feeding the engine exactly the amount of fuel and air it needs. Large flywheel design also helps make for excellent low speed control.

TY 250



TY250A

PERFORMANCE

Min. turning radius 53.0 in.
Min. braking distance 49.2 ft. @ 31mph

ENGINE

Type 2-stroke, Torque Induction, Single
Displacement 246 cc (15.01 cu.in.)
Bore & Stroke 2.756 × 2.520 in.
Compression ratio 6.0 : 1
Max. torque 15.2 ft.-lb. @ 5,500 rpm
Lubrication system Autolube
Starting system Primary kick starter
Ignition system Flywheel Magneto
Transmission 5-speed gearbox

DIMENSIONS

Overall length 78.1 in.
Overall width 32.9 in.
Overall height 43.7 in.
Wheelbase 51.0 in.
Min. ground clearance 11.2 in.

FUEL TANK

Capacity 1.59 U.S. gal.


OIL TANK

Capacity 0.37 U.S. qts.

TIRES

Front 2.75-21-4PR
Rear 4.00-18-4PR

TY 175



www.legends-jamaha-enduros.com

TY175B

PERFORMANCE

Min. turning radius L.R. 60°
Min. braking distance 49.2 ft. @ 31mph

ENGINE

Type 2-stroke, Torque Induction, Single
Displacement 171 cc (10.43 cu.in.)
Bore & Stroke 2.598 × 2.165 in.
Compression ratio 5.8 : 1
Max. torque 10.1 ft.-lb. @ 6,000 rpm
Lubrication system Autolube
Starting system Primary kick starter
Ignition system Flywheel Magneto
Transmission 6-speed gearbox

DIMENSIONS

Overall length 77.0 in.
Overall width 32.9 in.
Overall height 43.3 in.
Wheelbase 49.8 in.
Min. ground clearance 11.6 in.

FUEL TANK

Capacity 1.2 U.S. gal.

OIL TANK

Capacity 0.3 U.S. qts.

TIRES

Front 2.75-21-4PR
Rear 4.00-18-4PR

TY80



TY80B

PERFORMANCE

Min. turning radius L.R. 70°
Min. braking distance 24.6 ft. @ 22mph

ENGINE

Type 2-stroke, Torque Induction, Single
Displacement 72 cc (4.39 cu.in.)
Bore & Stroke 1.575 × 1.563 in.
Compression ratio 7.0 : 1
Max. torque 4.5 ft.-lb. @ 5,500 rpm
Lubrication system Autolube
Starting system Primary kick starter
Ignition system Flywheel Magneto
Transmission 4-speed gearbox

DIMENSIONS

Overall length 61.4 in.
Overall width 27.2 in.
Overall height 35.0 in.
Wheelbase 40.4 in.
Min. ground clearance 8.7 in.

FUEL TANK

Capacity 0.7 U.S. gal.

OIL TANK

Capacity 0.2 U.S. qts.

TIRES

Front 2.50-16-4PR
Rear 3.00-14-4PR

Someday, you'll own a Yamaha.

www.legends-yamaha-enduros.com