



YAMAHA

PARTS LIST

MODEL

AT2

MODEL

GT2

www.legends-yamaha-enduros.com

NOTICE

ALL PART NUMBERS CONTAINED IN THIS CATALOGUE ARE COMPRISED OF TEN DIGITS. WHEN ORDERING, PLEASE ADD TWO ZEROS TO THE END OF EACH PART NUMBER REQUIRED TO CONVERT THE TEN DIGITS INTO THE NEW TWELVE DIGIT NUMBERS.

YAMAHA MOTOR CO., LTD.

YAMAHA

PARTS LIST


MODEL AT2

MODEL CT2

www.legends-yamaha-enduros.com



A T 2



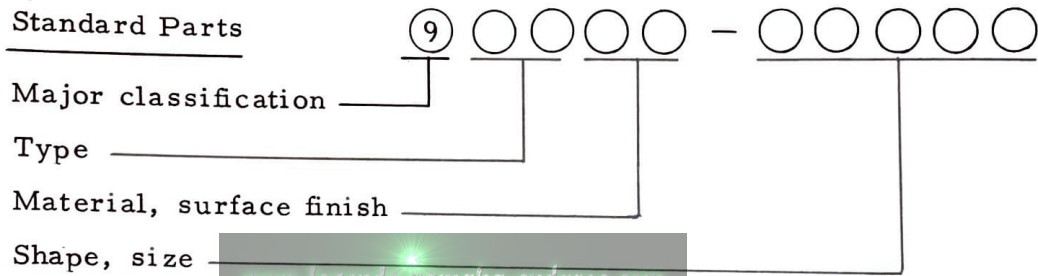
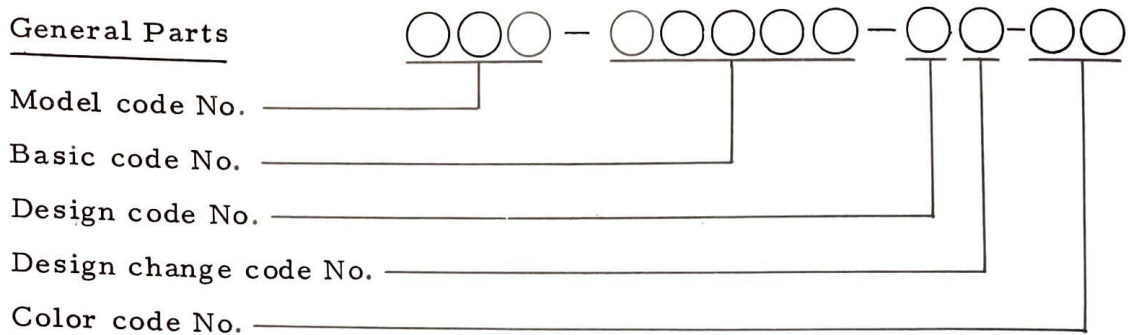
C T 2

FOREWORD

This Parts List related to the parts in use for the YAMAHA AT2/CT2. When you ordering replacement parts for the AT2/CT2, refer to this Parts List and write both part numbers and part names correctly.

1. Structure of Part No.

Yamaha parts are divided largely into two categories; general parts and standard parts, and each part No. has the following structure:



Note: Every standard No. begins with 9.

2. How to Use this Parts List

(1) Except for steel balls (whose size is indicated in inches), the size of all parts is indicated in millimeters in the following manner.

Pipe (rubber or vinyl) Inside diameter - length

O-ring Sectional area - inside diameter

Washer, shim, collar Inside diameter - outside diameter - thickness (length)

(2) Parts, which are to be supplied in the form of assemblies, are listed with an indention of one letter's space, and a dot (.) is put

against the name of each part. If any two different assemblies (e.g., right and left side components) consist of almost the same type components, these two assemblies are listed in two lines, and then the names of component parts are listed in the subsequent lines with an indentation as mentioned earlier. The quantity of parts is given in the following manner; that is, in the case of parts being the same in type between the right and left, a total quantity of parts is given. On the other hand, if the right and left side parts are different in type, the quantity of part(s) on each side is given.

Example

Description	Q'ty
CARBURETOR ASS'Y, left	1
CARBURETOR ASS'Y, right	1
. JET, pilot	2
. NOZZLE, main	2
⋮	
. LEVER, starter, left	1
. LEVER, starter, right	1

(3) Key to Symbols

U.R.	Use size (thickness) and/or number as required
T	Number of teeth in a gear
V	Voltage for light bulbs
S	"S" type oil seal or "S" type circlip
SD	"SD" type oil seal
SO	"SO" type oil seal
SW	"SW" type oil seal
E	"E" type circlip
R	"R" type circlip

F/No. Frame No. (Applicable machine No.)

- (4) The right and left in relation to parts are determined on the basis of the rider facing toward the front.
- (5) This Parts List is based on the model in the production line on August 31, 1971. Accordingly, if any modifications which have been made to parts will be announced in the Yamaha Parts News. It is advisable that according to the Yamaha Parts News, You will make necessary corrections to the Parts List on hand to keep it up-to-dated.

CONTENTS

ENGINE

Fig. 1	Crankcase	1
Fig. 2	Crankcase Cover	5
Fig. 3	Crank · Piston	7
Fig. 4	Clutch	13
Fig. 5	Transmission	17
Fig. 6	Shifter A	21
Fig. 7	Shifter B	25
Fig. 8	Starter	27
Fig. 9	Tachometer Gear	29
Fig. 10	Air Cleaner	31
Fig. 11	Carburetor	35
Fig. 12	Exhaust	39
Fig. 13	Oil Pump	43
Fig. 14	Starter Generator (AT2)	47
Fig. 15	Flywheel Magneto (CT2)	49

CHASSIS

Fig. 16	Frame	53
Fig. 17	Rear Arm · Rear Cushion · Chain Case	57
Fig. 18	Stand · Footrest · Brake Pedal	59
Fig. 19	Front Fender · Rear Fender	61
Fig. 20	Front Fork	65
Fig. 21	Steering	69
Fig. 22	Handle · Wire	71
Fig. 23	Fuel Tank	75
Fig. 24	Oil Tank	79
Fig. 25	Seat · Carrier	81
Fig. 26	Front Wheel	83
Fig. 27	Rear Wheel	87

Fig. 28	Head Lamp (AT2)	93
Fig. 29	Head Lamp (CT2)	97
Fig. 30	Speedometer · Tachometer (AT2)	101
Fig. 31	Speedometer · Tachometer (CT2)	103
Fig. 32	Tail Lamp	105
Fig. 33	Flasher Lamp	109
Fig. 34	Electrical (AT2)	113
Fig. 35	Electrical (CT2)	117

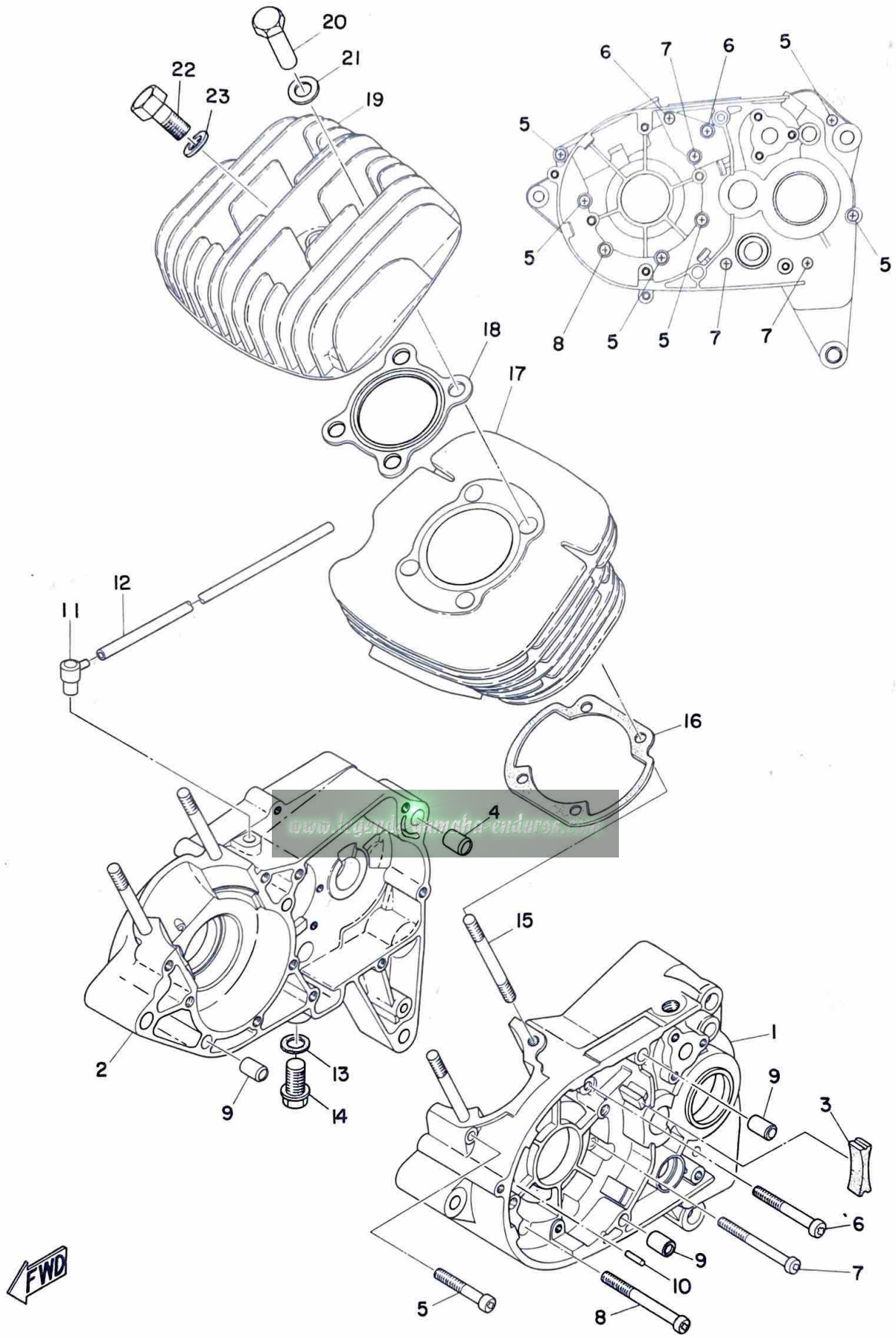
NUMERICAL INDEX

ENGINE

www.legends-yamaha-enduros.com



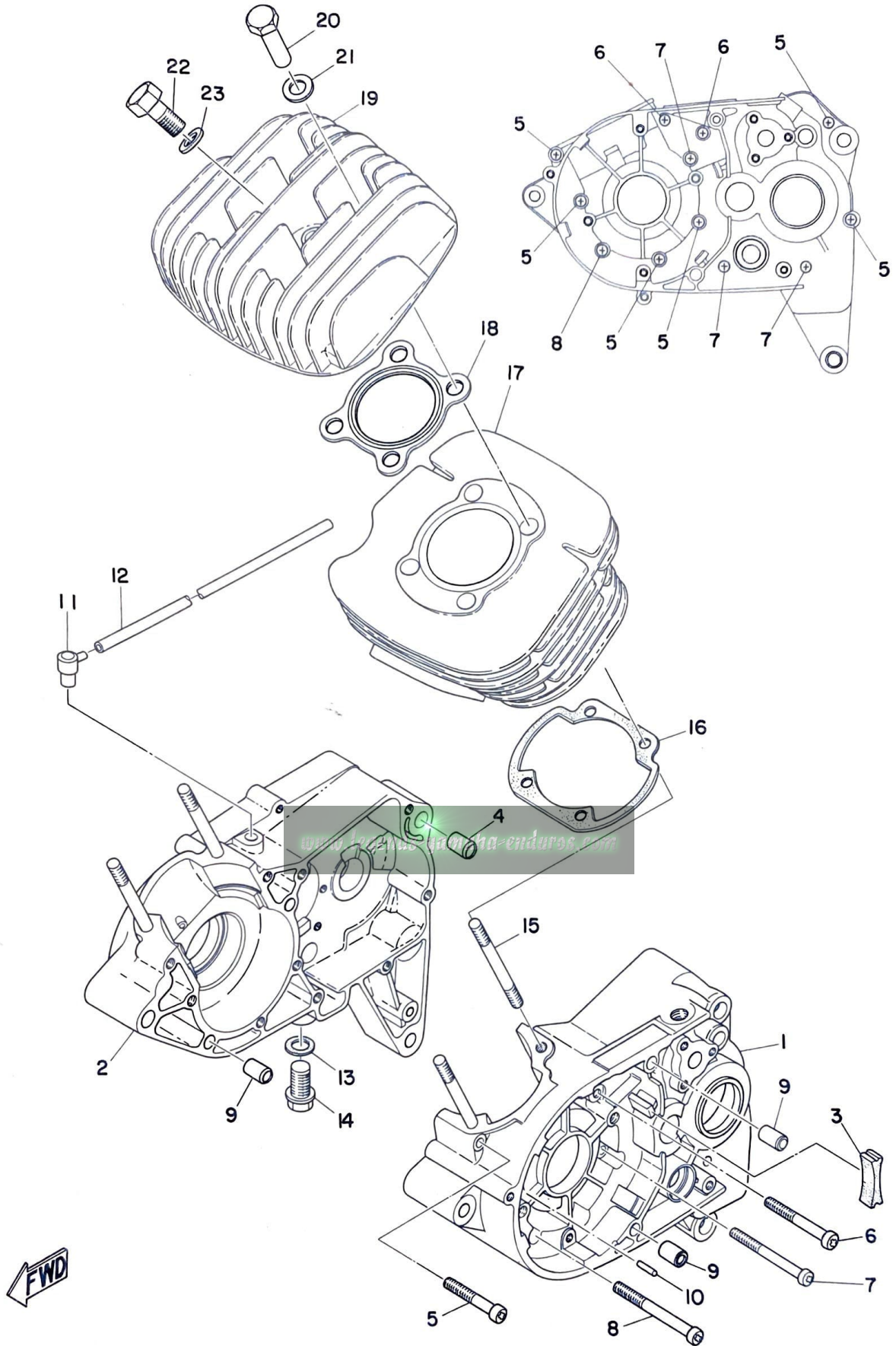
Fig. 1 CRANKCASE



CRANKCASE

Ref. No.	Part No.	Description	Q'ty		Applicable Machine No.	Remarks
			AT2	CT2		
1- 1	248-15111-00	CASE, crank left	1	1		
1- 2	315-15121-00	CASE, crank right	1	1		
1- 3	248-15357-00	GROMMET	1	1		
1- 4	91800-16016	PIN, dowel (10.5-14-16)	1	1		
1- 5	92501-06045	SCREW, pan head	6	6		
1- 6	92501-06055	SCREW, pan head	2	2		
1- 7	92501-06065	SCREW, pan head	3	3		
1- 8	92501-06070	SCREW, pan head	1	1		
1- 9	91810-03014	PIN, dowel (8.5-10-14)	3	3		
1-10	93603-14026	PIN, dowel (3-14)	1			
1-11	120-15371-00	BREATHER	1	1		
1-12	304-15373-00	PIPE, breather (5-200)	1	1		
1-13	132-15353-00	GASKET, drain plug	1	1		
1-14	132-15351-00	PLUG, drain	1	1		
1-15	248-11361-00	BOLT, cylinder holding	4	4		
1-16	248-11351-00	GASKET, cylinder	1	1		
1-17	316-11311-00	CYLINDER	1			
	314-11311-00	CYLINDER		1		
1-18	248-11181-00	GASKET, cylinder head	1			
	251-11181-00	GASKET, cylinder head		1		
1-19	316-11111-00	HEAD, cylinder	1			
	314-11111-00	HEAD, cylinder		1		
1-20	248-11171-00	NUT, cylinder holding	4	4		

Fig. 1 CRANKCASE

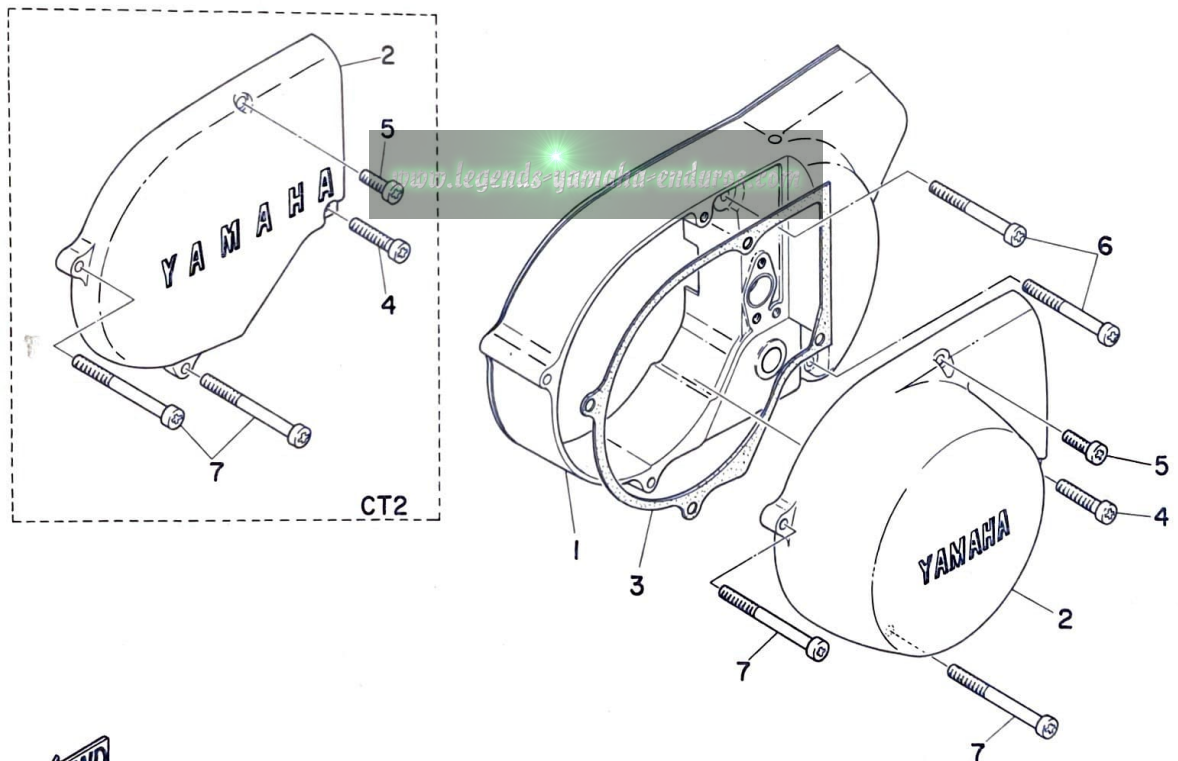
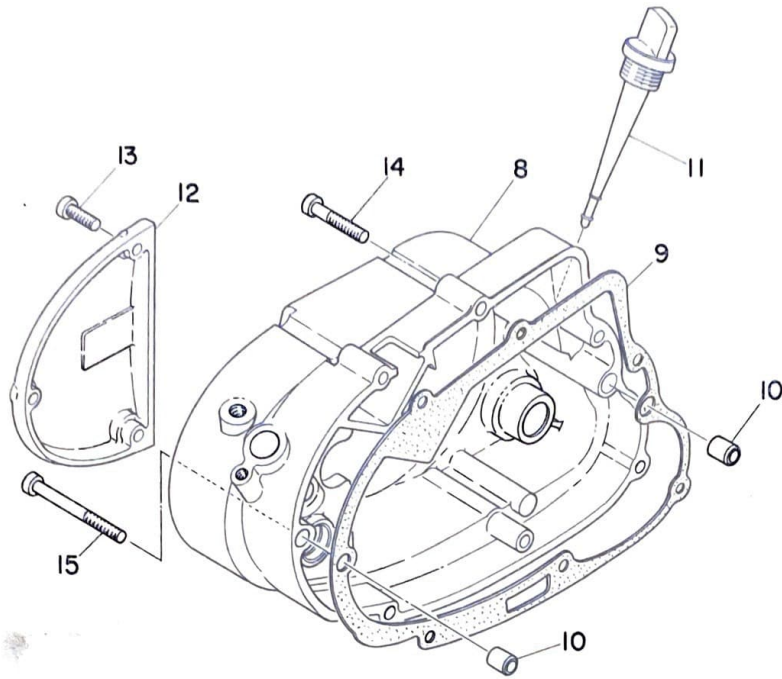


CRANKCASE

Ref. No.	Part No.	Description	Q'ty		Applicable Machine No.	Remarks
			AT2	CT2		
1-21	248-11175-00	WASHER, plain (12.3-20-1.2)	4	4		
1-22	214-11197-00	PLUG, blind	1	1		
1-23	214-11198-01	GASKET	1	1		

www.legends-yamaha-enduros.com

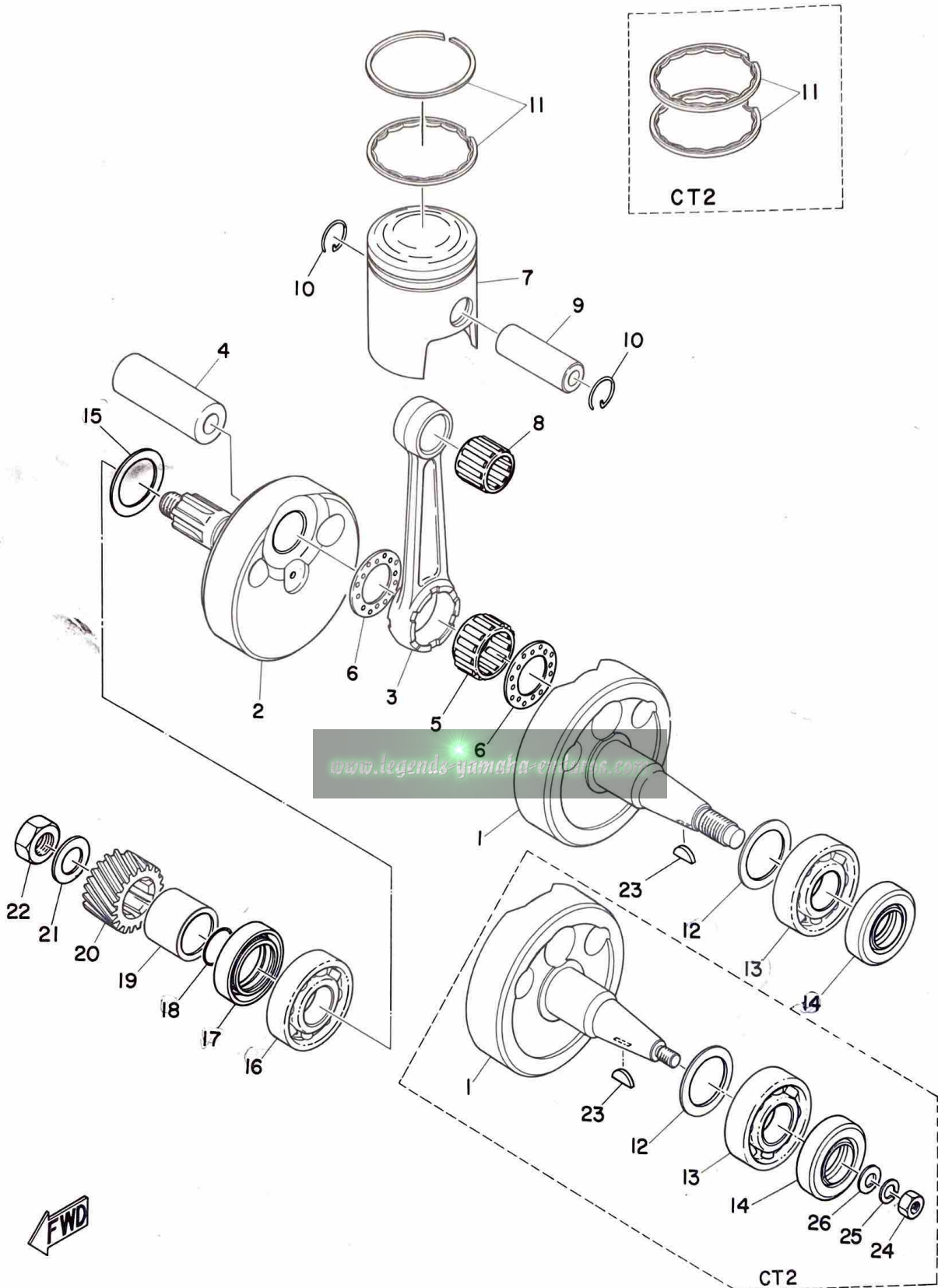
Fig. 2 CRANKCASE COVER



CRANKCASE COVER

Ref. No.	Part No.	Description	Q'ty		Applicable Machine No.	Remarks
			AT2	CT2		
2- 1	314-15411-00	COVER, crank case left	1	1		
2- 2	316-15415-00	COVER, generator	1			
	314-15415-00	COVER, generator		1		
2- 3	314-15455-00	GASKET, generator	1	1		
2- 4	92501-06030	SCREW, pan head	1	1		
2- 5	92501-06018	SCREW, pan head	1	1		
2- 6	92501-06055	SCREW, pan head	2	2		
2- 7	92501-06065	SCREW, pan head	2	2		
2- 8	314-15421-00	COVER, crank case right	1	1		
2- 9	315-15451-00	GASKET, crank case cover	1	1		
2-10	91810-03014	PIN, dowel (8.5-10-14)	2	2		
2-11	315-15362-00	PLUG, oil level	1	1		
2-12	314-15416-00	COVER, oil pump	1	1		
2-13	92501-06018	SCREW, pan head	3	3		
2-14	92501-06035	SCREW, pan head	6	6		
2-15	92501-06060	SCREW, pan head	1	1		

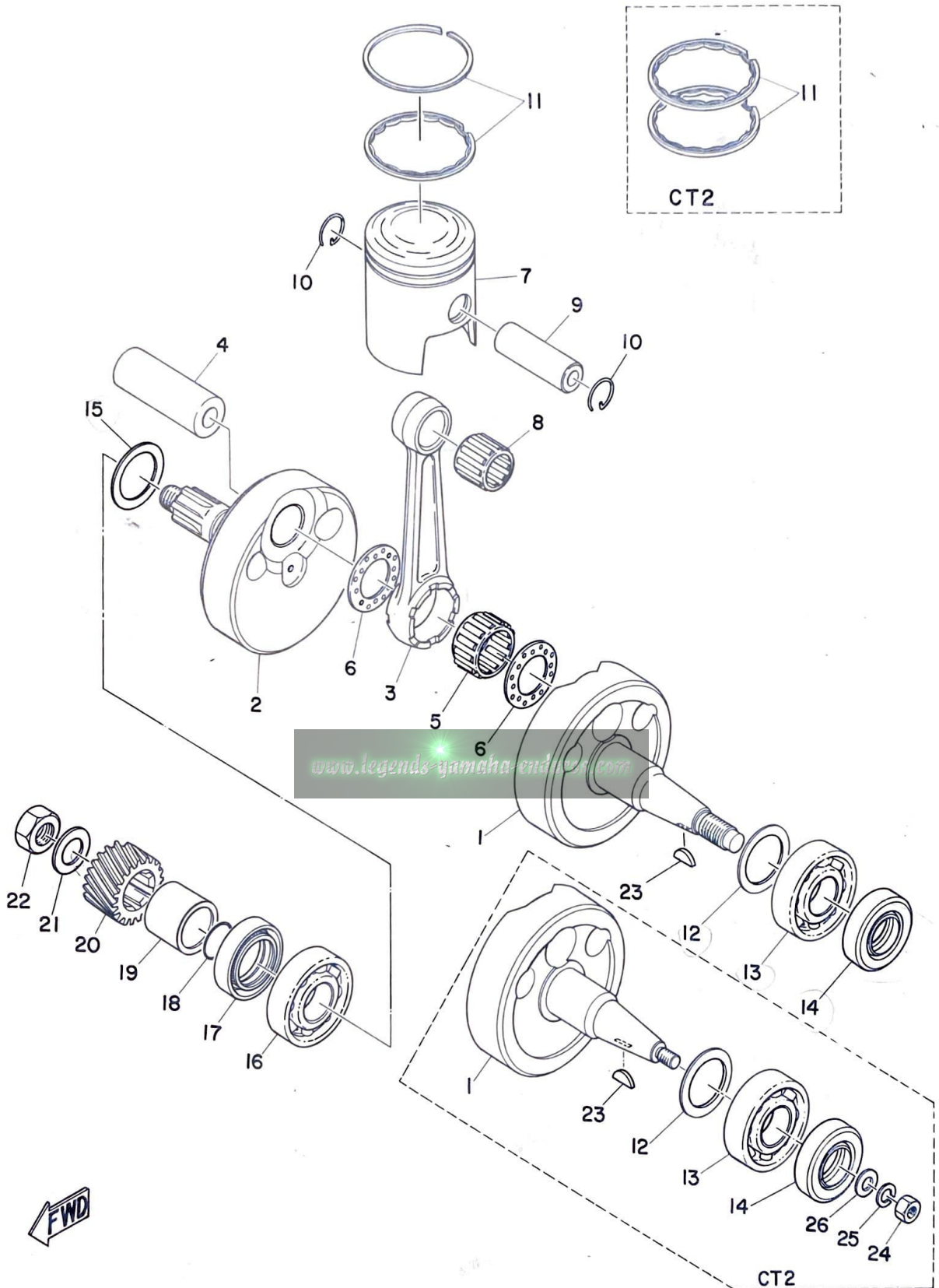
Fig. 3 CRANK · PISTON



CRANK · PISTON

Ref. No.	Part No.	Description	Q'ty AT2 CT2	Applicable Machine No.	Remarks
3- 0-1	261-11400-60	CRANK ASS'Y	1		
3- 0-2	314-11400-00	CRANK ASS'Y	1		
3- 1	261-11412-60	. CRANK left	1		
	314-11412-00	. CRANK left	1		
3- 2	248-11422-00	. CRANK right	1	1	
3- 3	248-11651-00	. ROD, connecting	1	1	
3- 4	248-11681-00	. PIN, crank	1	1	
3- 5	93310-42231	. BEARING, con-rod big end ..	1	1	
3- 6	164-11685-00	. WASHER, crank pin	2	2	
3- 7	316-11631-00-96	PISTON (STD 55.96mm)	U.R. 1		
	316-11631-00-97	PISTON (STD 55.97mm)			
	316-11631-00-98	PISTON (STD 55.98mm)			
	316-11631-00-99	PISTON (STD 55.99mm)			
	316-11635-00	PISTON (1st O.S 56.25mm) ...	1		Alternate Parts
	316-11636-00	PISTON (2nd O.S 56.50mm) ...	1		Alternate Parts
	314-11631-00-96	PISTON (STD 65.96mm)	U.R. 1		
	314-11631-00-97	PISTON (STD 65.97mm)			
	314-11631-00-98	PISTON (STD 65.98mm)			
	314-11631-00-99	PISTON (STD 65.99mm)			
	314-11635-00	PISTON (1st O.S 66.25mm)	1		Alternate Parts
	314-11636-00	PISTON (2nd O.S 66.50mm)	1		Alternate Parts
3- 8	93310-21636	BEARING, con-rod small end ..	1		
	93310-21632	BEARING, con-rod small end ..	1		
3- 9	137-11633-00	PIN, piston	1		
	251-11633-00	PIN, piston	1		
3-10	137-11634-00	CLIP, piston pin	2	2	

Fig. 3 CRANK · PISTON



CRANK · PISTON

Ref. No.	Part No.	Description	Q'ty		Applicable Machine No.	Remarks
			AT2	CT2		
3-11	316-11610-00	PISTON RING SET (STD)	1	s		
	316-11610-10	PISTON RING SET (1st o. s) (0.25mm)	1	s		Alternate Parts
	316-11610-20	PISTON RING SET (2nd o. s) (0.5mm)	1	s		Alternate Parts
	314-11610-00	PISTON RING SET (STD)	1	s		
	314-11610-10	PISTON RING SET (1st o. s) (0.25mm)	1	s		Alternate Parts
	314-11610-20	PISTON RING SET (2nd o. s) (0.5mm)	1	s		Alternate Parts
3-12	132-11561-00	SHIM, crank (25-35-0.3)	1	1		
3-13	93306-20513	BEARING (6205C3, special) . . .	1	1		
3-14	93102-25061	OIL SEAL (SD-25-40-8)	1	1		
3-15	136-11561-00-03	SHIM, crank (20-30-0.4)	U.R	U.R	1	1
	136-11561-00-04	SHIM, crank (20-30-0.4)				
	136-11561-00-05	SHIM, crank (20-30-0.5)				
	136-11561-00-06	SHIM, crank (20-30-0.6)				
	136-11561-00-07	SHIM, crank (20-30-0.7)				
	136-11561-00-08	SHIM, crank (20-30-0.8)				
3-16	93306-30405	BEARING (6304C3)	1	1		
3-17	93103-28011	OIL SEAL (SW-28-40-8)	1	1		
3-18	93210-18023	O-RING (1.2-17.6)	1	1		
3-19	248-16136-00	COLLAR, distance	1	1		
3-20	248-16111-00	GEAR, primary drive (19T)	1	1		
3-21	164-16119-00	SPRING, Belleville	1	1		
3-22	137-16377-00	NUT, lock	1	1		

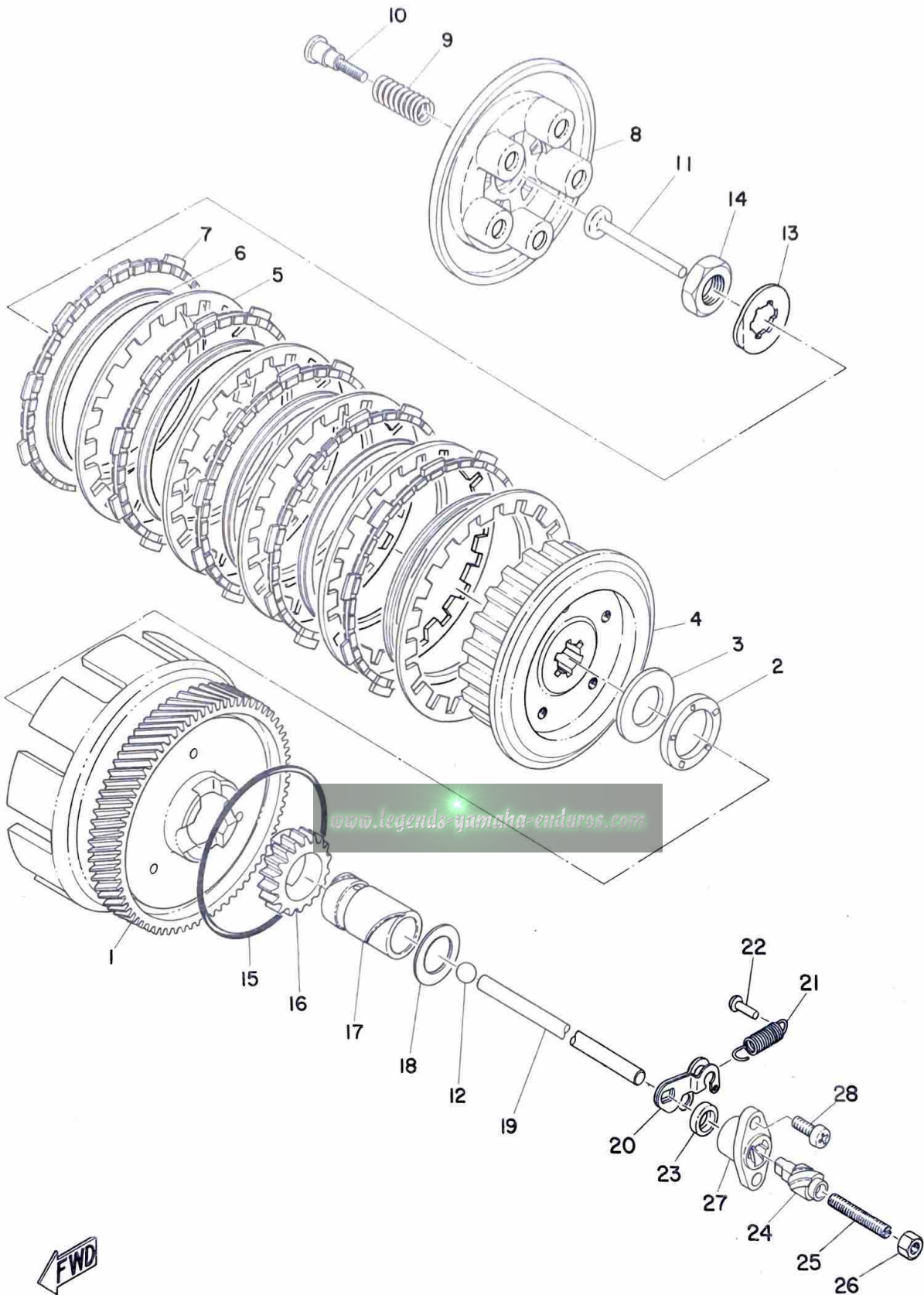
www.legends-yamaha-enduros.com

CRANK · PISTON

Ref. No.	Part No.	Description	Q'ty		Applicable Machine No.	Remarks
			AT2	CT2		
3-23	146-11545-00	KEY, woodruff	1	1		
3-24	214-11555-01	NUT, crank shaft		1		
3-25	92901-12100	WASHER, spring		1		
3-26	214-11557-01	WASHER		1		

www.legends-yamaha-enduros.com

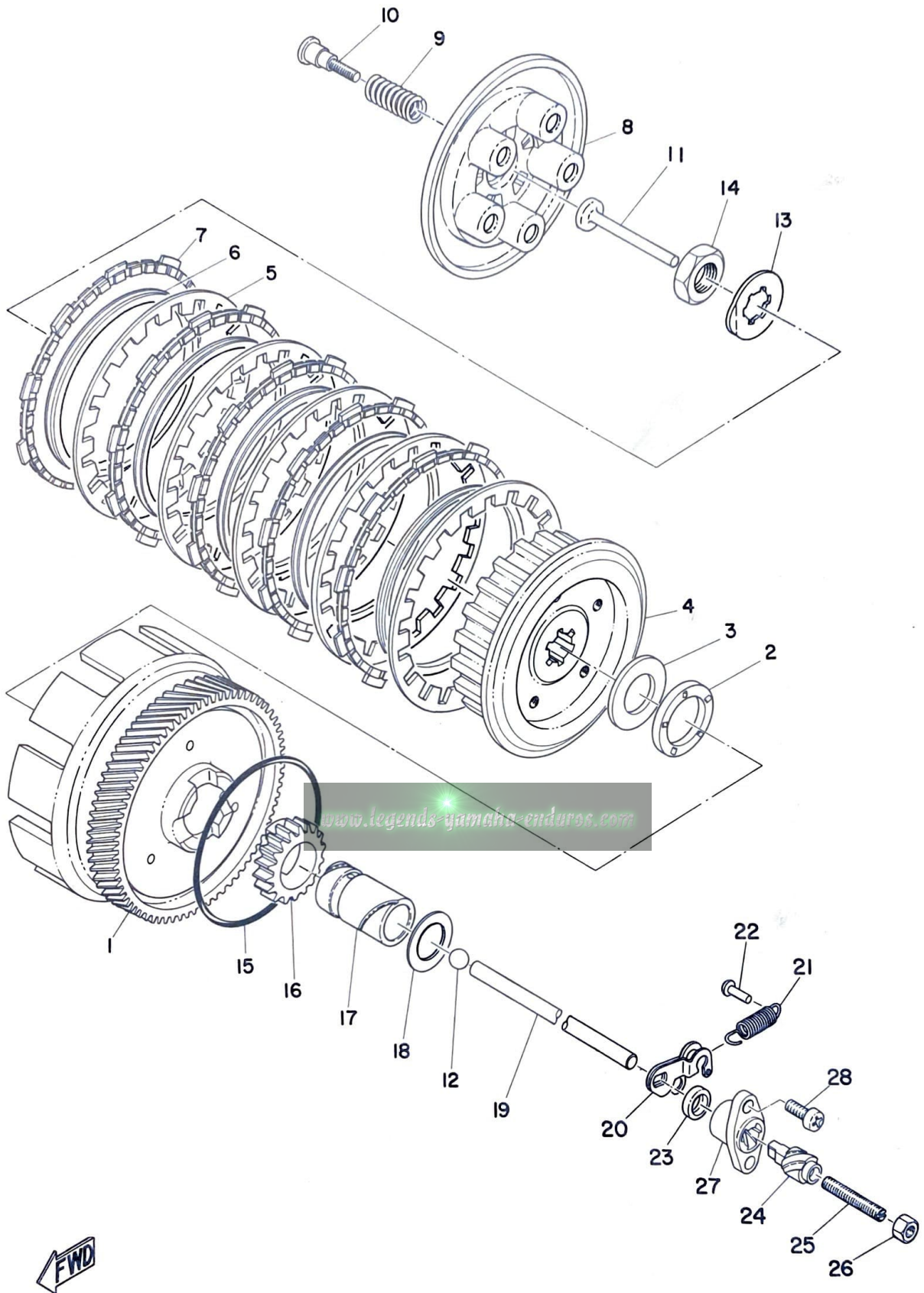
Fig. 4 CLUTCH



CLUTCH

Ref. No.	Part No.	Description	Q'ty		Applicable Machine No.	Remarks
			AT2	CT2		
4- 0-1	248-16301-02	CLUTCH ASS'Y	1	1		
4- 1	248-16150-02	. PRIMARY DRIVEN GEAR COMP. (74T)	1	1		
4- 2	93341-22603	. BEARING, thrust	1	1		
4- 3	174-16154-00	. PLATE, thrust right (20-38-2)	1	1		
4- 4	174-16371-01	. BOSS, clutch	1	1		
4- 5	137-16324-00	. PLATE, clutch	5	5		
4- 6	137-16367-00	. RING, cushion	5	5		
4- 7	132-16321-00	. PLATE, friction	5	5		
4- 8	132-16351-00	. PLATE, pressure	1	1		
4- 9	132-16333-00	. SPRING, clutch	5	5		
4-10	132-16337-01	. SCREW, spring	5	5		
4-11	137-16356-00	ROD, push (1)	1	1		
4-12	93501-4011	BALL (1/4")	1	1		
4-13	102-17464-00	WASHER, lock	1	1		
4-14	102-17463-00	NUT, lock	1	1		
4-15	93210-85075	O-RING (3.1-84.4)	1	1		
4-16	261-15631-00	GEAR, kick pinion (19T)	1	1		
4-17	174-16176-01	COLLAR, distance	1	1		
4-18	248-16164-01	PLATE, thrust left (20.2-31-3)	1	1		
4-19	248-16357-00	ROD, push (2)	1	1		
4-20	241-16342-00	LEVER, push	1	1		

Fig. 4 CLUTCH

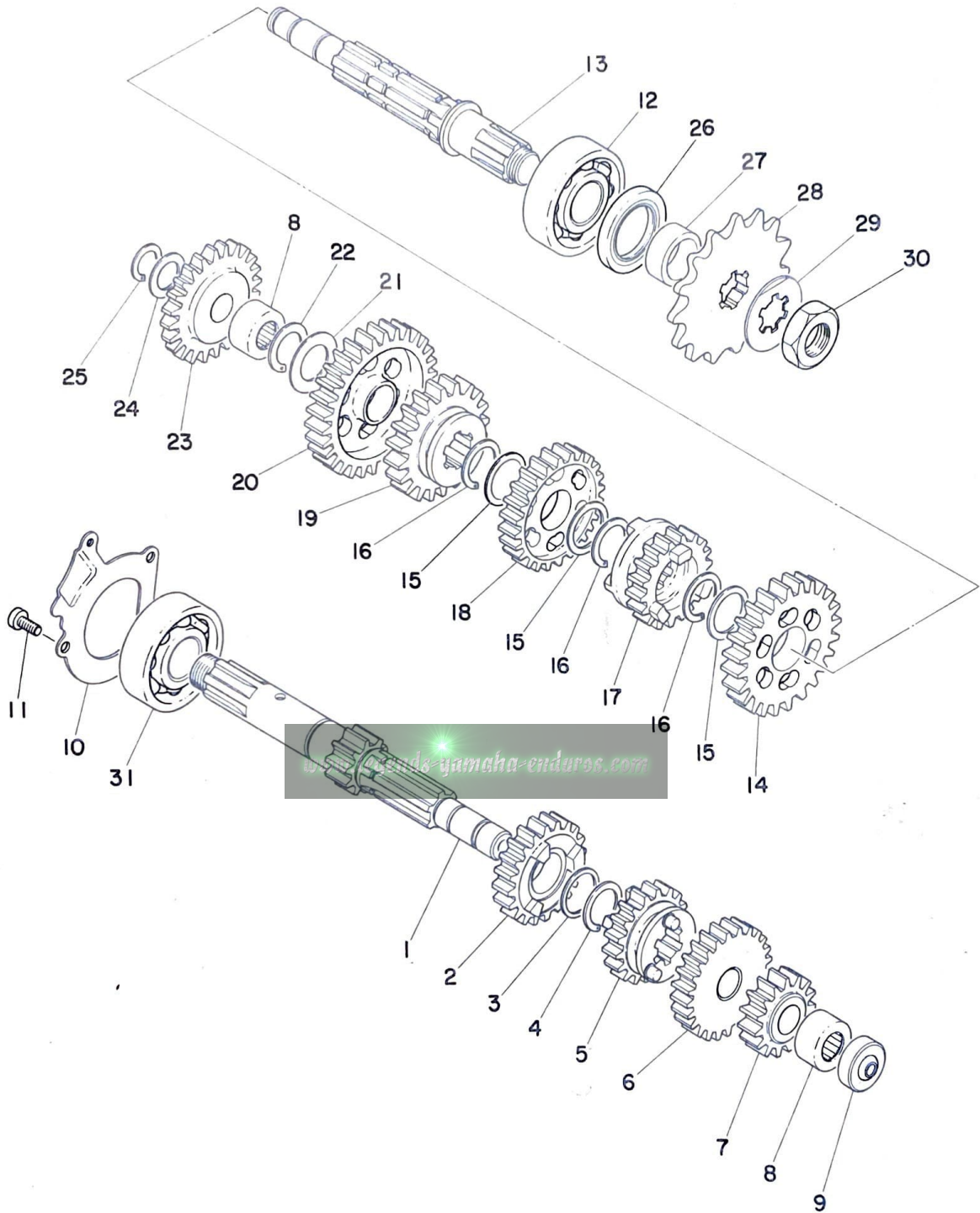


CLUTCH

Ref. No.	Part No.	Description	Q'ty		Applicable Machine No.	Remarks
			AT2	CT2		
4-21	132-16345-00	SPRING, lever return	1	1		
4-22	132-16346-00	HOOK, spring	1	1		
4-23	93104-11028	OIL SEAL (SO-10.5-15-3)	1	1		
4-24	241-16341-01	SCREW, push	1	1		
4-25	241-16343-00	SCREW, adjusting	1	1		
4-26	98801-06300	NUT	1	1		
4-27	314-16396-00	HOUSING, push screw	1	1		
4-28	92501-06015	SCREW, pan head	2	2		

www.legends-yamaha-enduros.com

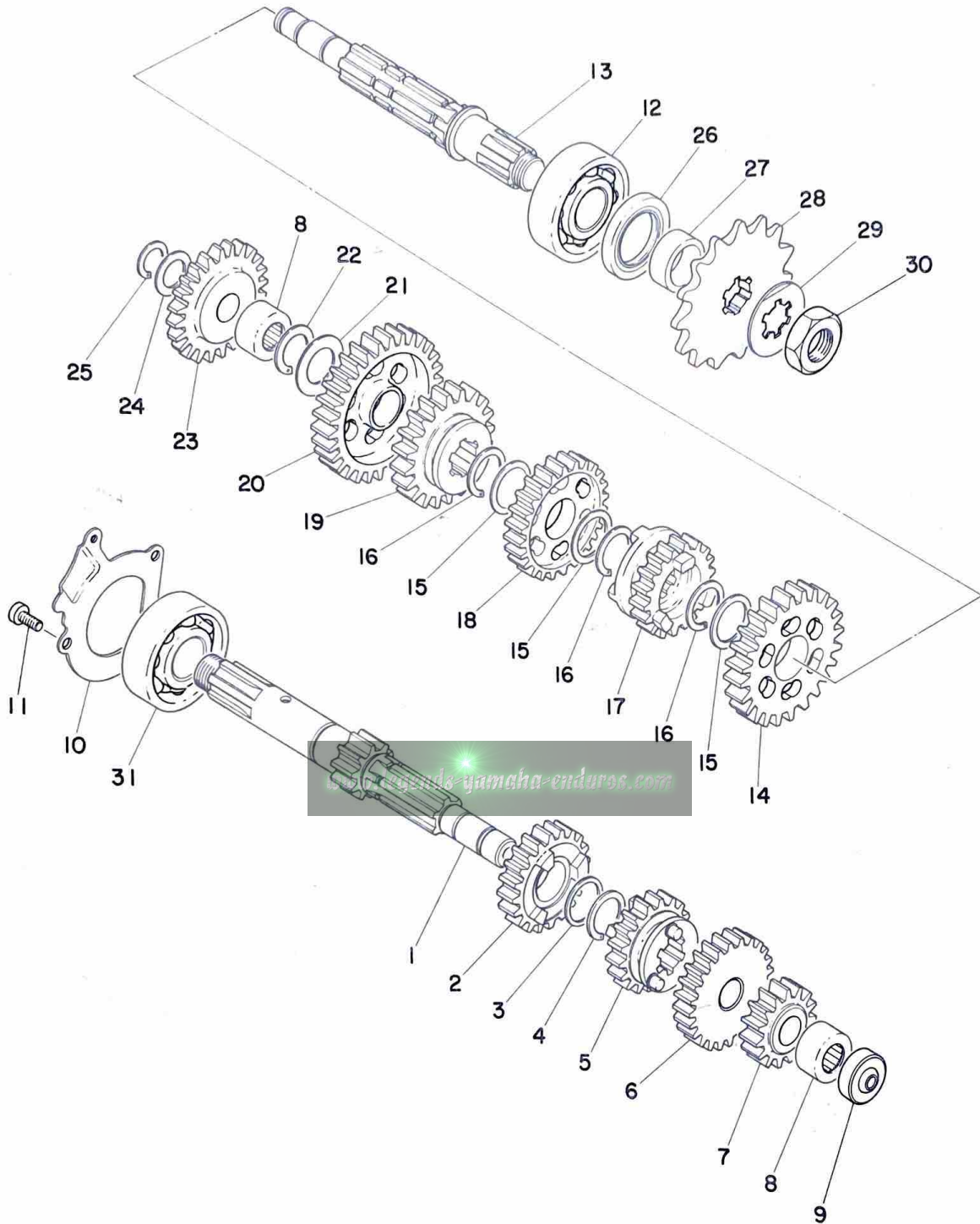
Fig. 5 TRANSMISSION



TRANSMISSION

Ref. No.	Part No.	Description	Q'ty		Applicable Machine No.	Remarks
			AT2	CT2		
5- 0-1	248-17401-00	MAIN AXLE ASS'Y	1	1		
5- 1	248-17411-00	. AXLE, main (12Y)	1	1		
5- 2	248-17141-00	. GEAR, 4th pinion (23T)	1	1		
5- 3	132-17216-00	. WASHER, gear hold (20-25-1)	1	1		
5- 4	132-17414-00	. CLIP	1	1		
5- 5	248-17131-00	. GEAR, 3rd pinion (19T)	1	1		
5- 6	248-17151-00	. GEAR, 5th pinion (25T)	1	1		
5- 7	248-17121-01	. GEAR, 2nd pinion (15T)	1	1		
5- 8	93315-31502	BEARING	2	2		
5- 9	132-15389-00	SEAL, push rod	1	1		
5-10	248-17471-01	PLATE, cover	1	1		
5-11	98501-05012	SCREW, pan head	3	3		
5-12	93306-30401	BEARING (6304)	1	1		
5-13	315-17421-00	AXLE, drive	1	1		
5-14	315-17221-00	GEAR, 2nd wheel (30T)	1	1		
5-15	132-17216-00	WASHER, gear hold (20-25-1)	3	3		
5-16	132-17414-00	CLIP	3	3		
5-17	314-17251-00	GEAR, 5th wheel (20T)	1	1		
5-18	315-17231-00	GEAR, 3rd wheel (26T)	1	1		
5-19	248-17241-00	GEAR, 4th wheel (23T)	1	1		
5-20	248-17211-00	GEAR, 1st wheel (35T)	1	1		
5-21	164-17427-00-06	SHIM, drive axle (15.2-30-0.6)	1	1		
5-22	93440-15012	CIRCLIP	1	1		
5-23	261-15651-00	GEAR, kick idle (25T)	1	1		

Fig. 5 TRANSMISSION

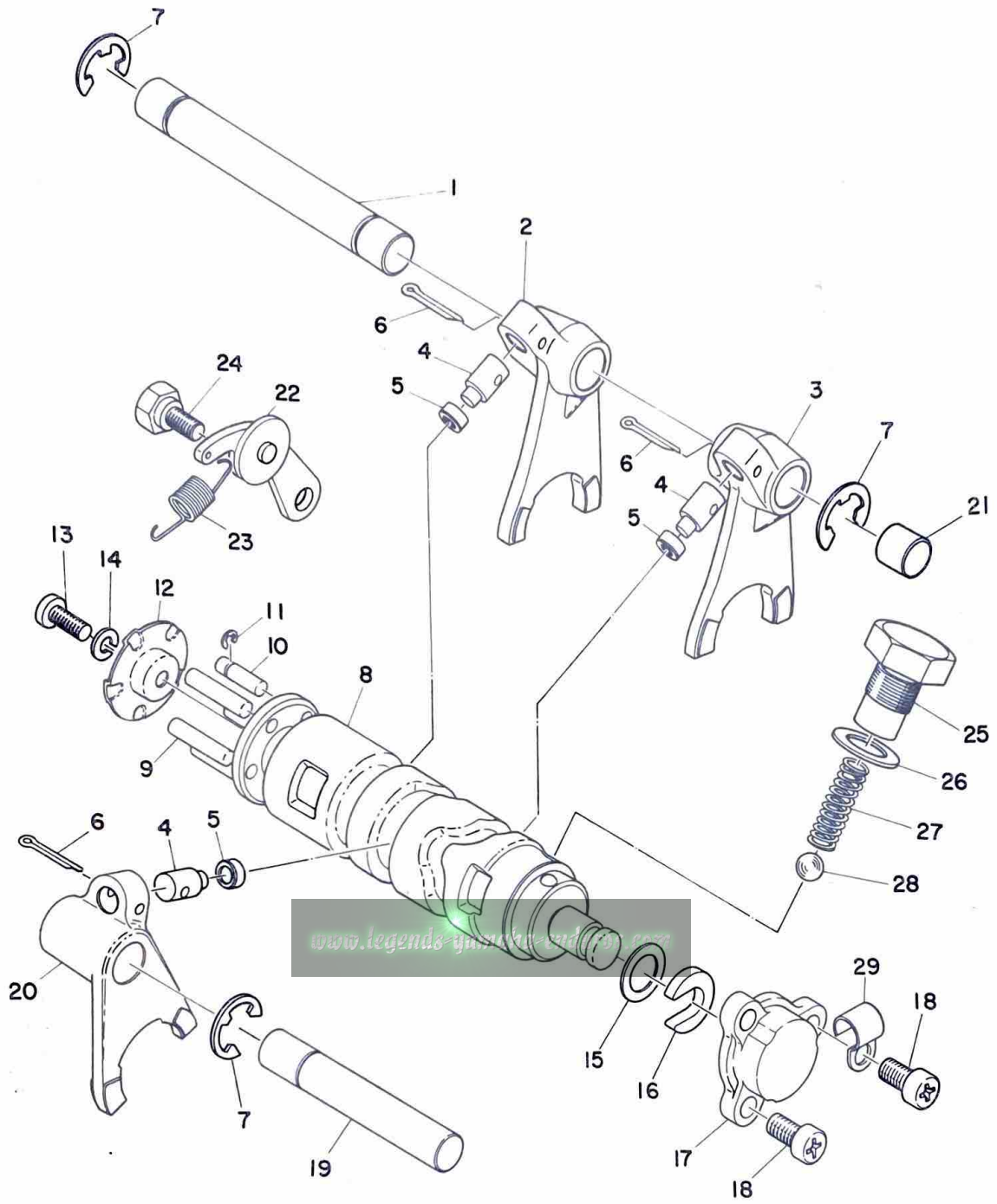


TRANSMISSION

Ref. No.	Part No.	Description	Q'ty		Applicable Machine No.	Remarks
			AT2	CT2		
5-24	132-15653-00-12	WASHER, thrust (13.3-22-1.2)] 1	U.R 1	U.R 1	
	132-15653-00-14	WASHER, thrust (13.3-22-1.4)				
5-25	93410-13004	CIRCLIP (S-13)	1	1		
5-26	93102-26042	OIL SEAL (SD-26-38-5)	1	1		
5-27	164-17462-00	COLLAR, distance (10.1-16-9.3)	1	1		
5-28	174-17461-30	SPROCKET, drive (13T)] 1	U.R 1	U.R 1	S.T.D (AT2)
	174-17461-40	SPROCKET, drive (14T)				
	174-17461-50	SPROCKET, drive (15T)				
	174-17461-60	SPROCKET, drive (16T)				
5-29	102-17464-00	WASHER, lock	1	1		
5-30	102-17463-00	NUT, lock	1	1		
5-31	93306-30408	BEARING (6304, special)	1	1		

www.legends-yamaha-enduros.com

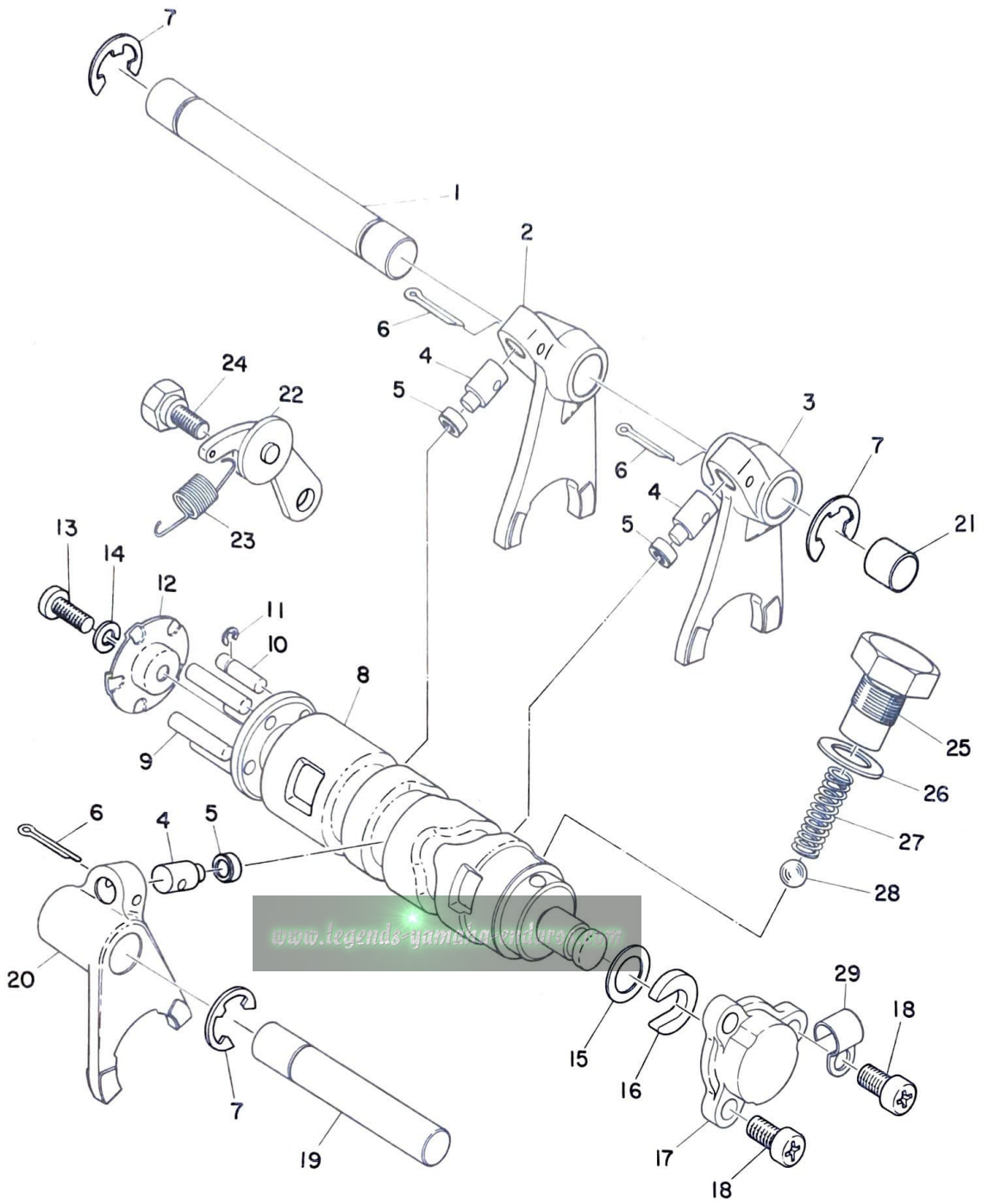
Fig. 6 SHIFTER A



SHIFTER A

Ref. No.	Part No.	Description	Q'ty		Applicable Machine No.	Remarks
			AT2	CT2		
6- 1	214-18531-00	BAR, shift fork guide	1	1		
6- 2	248-18513-00	FORK, shift 3	1	1		
6- 3	248-18511-00	FORK, shift 1	1	1		
6- 4	137-18552-00	PIN, cam follower	3	3		
6- 5	136-18551-00	ROLLER, cam follower	3	3		
6- 6	91401-25017	PIN, cotter	3	3		
6- 7	93430-10017	CIRCLIP	3	3		
6- 8	248-18541-00	CAM, shift	1	1		
6- 9	93604-22050	PIN, dowel (4-21.8)	4	4		
6-10	174-18544-00	PIN, locating	1	1		
6-11	93430-03014	CLIP, locating pin	1	1		
6-12	164-18561-00	PLATE, side	1	1		
6-13	98501-05012	SCREW, pan head	1	1		
6-14	92901-05100	WASHER, spring	1	1		
6-15	164-18572-00	WASHER, plain (12.1-18-1.0)	1	1		
6-16	164-18571-01	HOLDER, shift cam	1	1		
6-17	164-18589-00	PLUG, blind shift cam	1	1		
6-18	92501-06012	SCREW, pan head	3	3		
6-19	248-18531-00	BAR, shift fork guide	1	1		
6-20	248-18512-00	FORK, shift 2	1	1		
6-21	214-15385-00	PLUG, blind	1	1		
6-22	132-18140-00	STOPPER LEVER ASS'Y	1	1		
6-23	132-18143-00	SPRING, stopper	1	1		
6-24	132-18177-00	BOLT, stopper	1	1		

Fig. 6 SHIFTER A

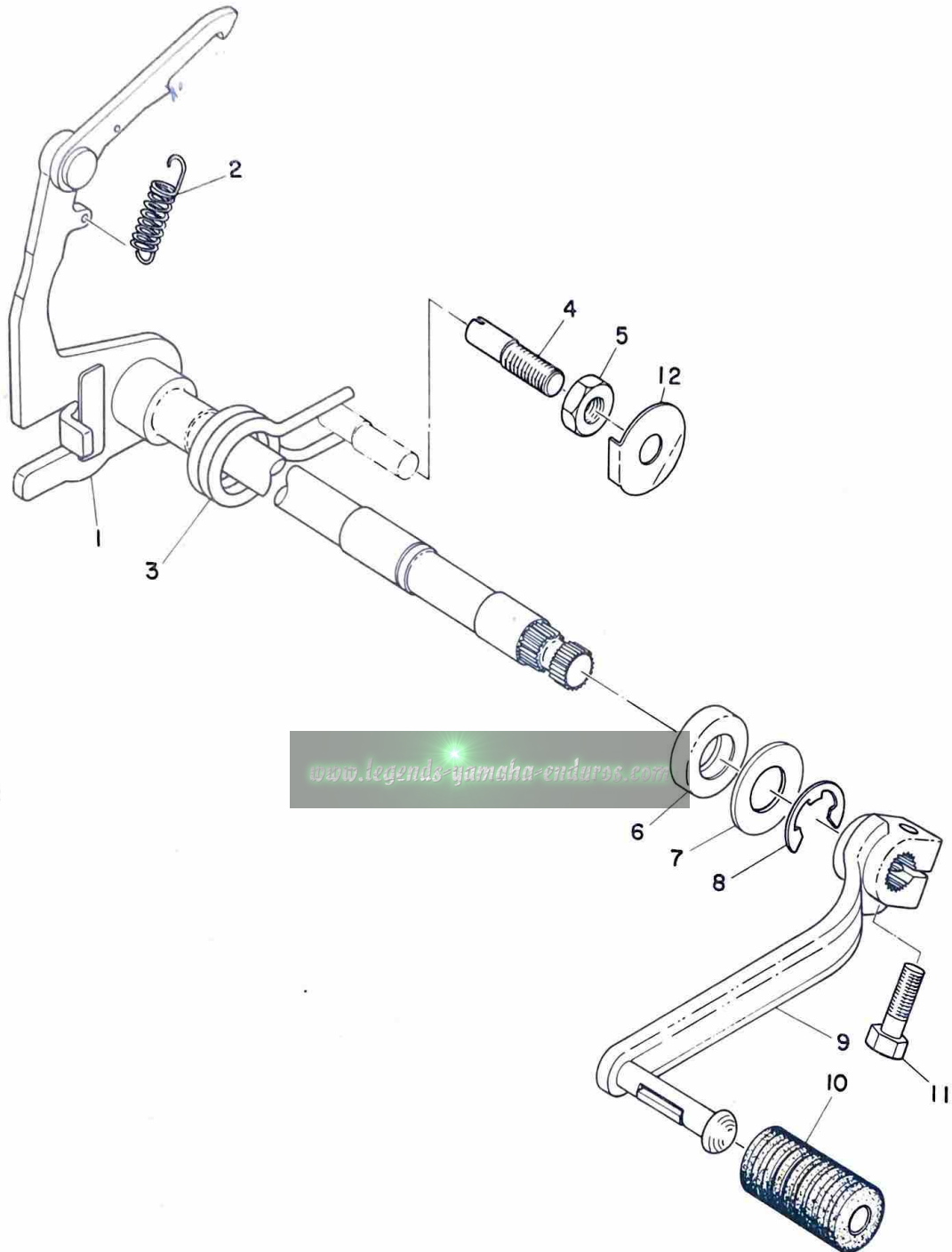


SHIFTER A

Ref. No.	Part No.	Description	Q'ty		Applicable Machine No.	Remarks
			AT2	CT2		
6-25	174-18578-00	SCREW, spring	1	1		
6-26	137-15353-00	GASKET (14.5-21-1.5)	1	1		
6-27	174-18558-00	SPRING, neutral	1	1		
6-28	93505-16006	BALL (5/16")	1	1		
6-29	164-82594-00	CLAMP		1		

www.legends-yamaha-enduros.com

Fig. 7 SHIFTER B

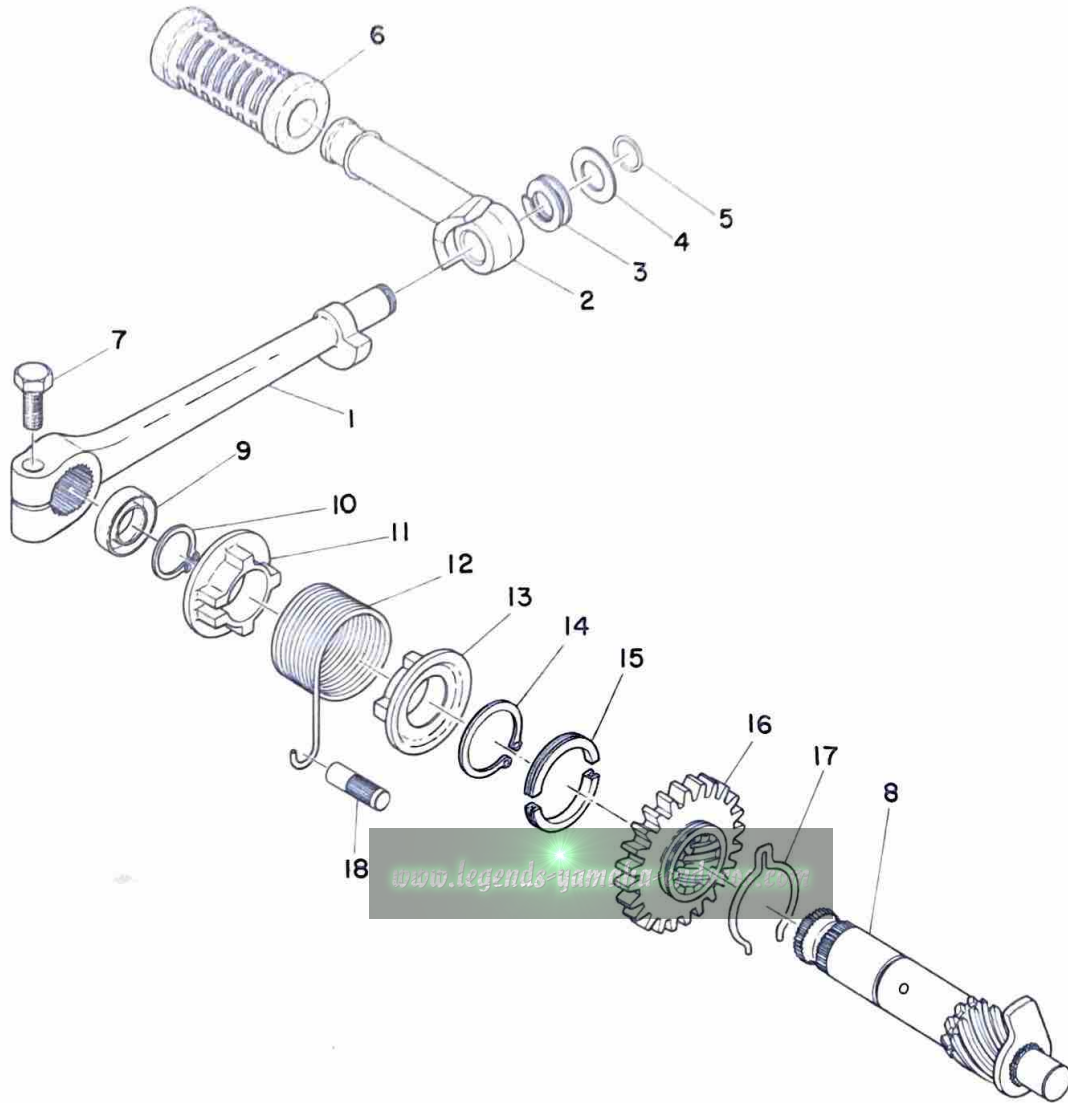


SHIFTER B

Ref. No.	Part No.	Description	Q'ty		Applicable Machine No.	Remarks
			AT2	CT2		
7- 1	248-18101-00	CHANGE SHAFT ASS'Y	1	1		
7- 2	132-18123-00	. SPRING, shift arm	1	1		
7- 3	132-18124-00	SPRING, shaft return	1	1		
7- 4	132-18133-00	SCREW, adjusting	1	1		
7- 5	248-18134-00	NUT, screw	1	1		
7- 6	93109-14005	OIL SEAL (SDO-14-24-6)	1	1		
7- 7	248-18137-00	WASHER, change axle (14.1-28-1.6)	1	1		
7- 8	93430-12009	CIRCLIP (E-12)	1	1		
7- 9	173-18111-01	PEDAL, change	1			
	248-18111-00	PEDAL, change		1		
7-10	132-18113-01	COVER, change pedal	1	1		
7-11	91201-06020	BOLT	1	1		
7-12	248-18139-00	WASHER, lock	1	1		

www.legends-yamaha-enduros.com

Fig. 8 STARTER

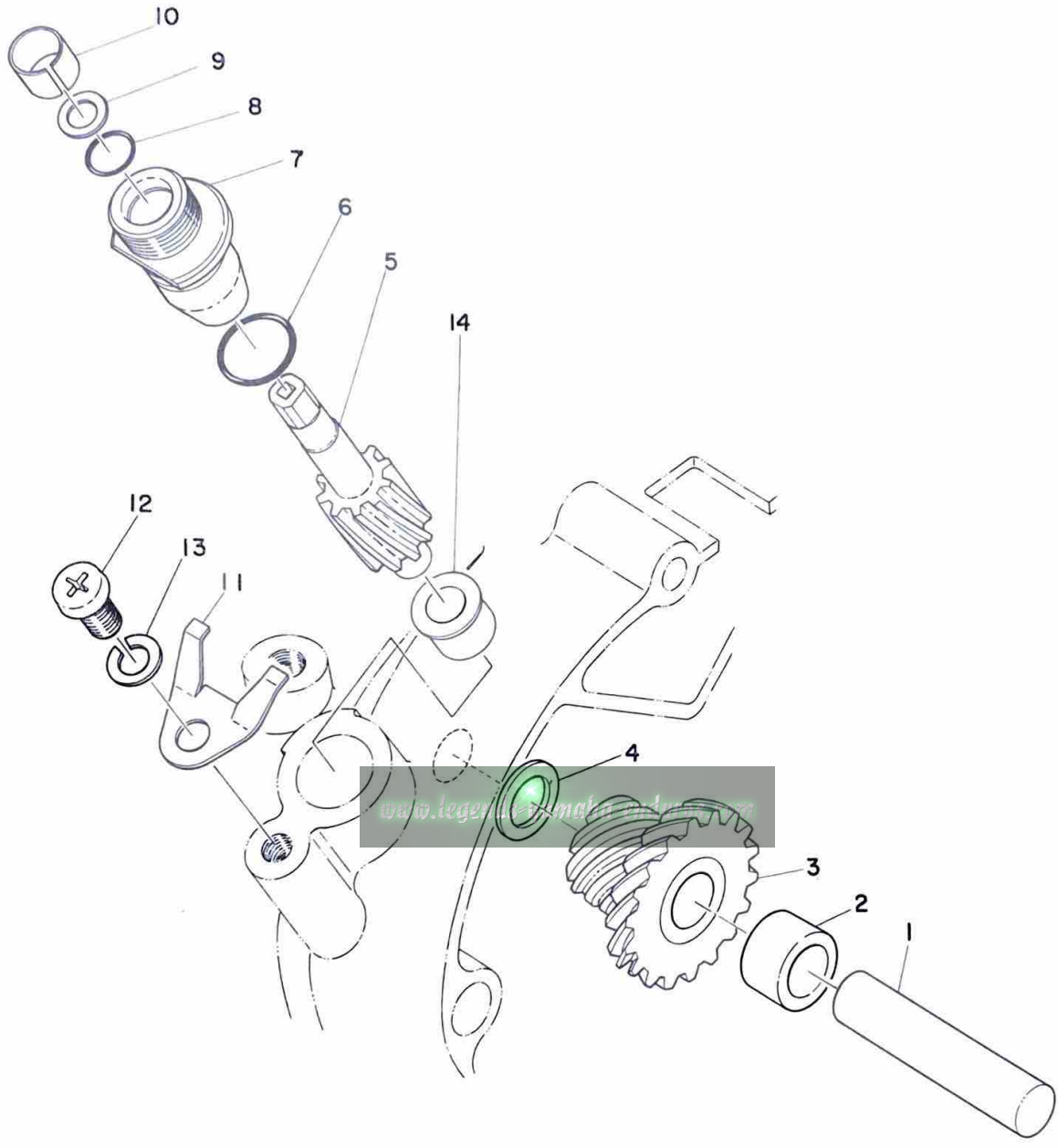


FWD

STARTER

Ref. No.	Part No.	Description	Q'ty		Applicable Machine No.	Remarks
			AT2	CT2		
8- 0-1	248-15610-00	KICK CRANK ASS'Y	1	1		
8- 1	248-15611-00	. CRANK, kick	1	1		Not for sale
8- 2	214-15612-01	. LEVER, kick	1	1		
8- 3	214-15625-01	. SPRING, kick crank	1	1		
8- 4	214-15616-00	. WASHER, kick lever	1	1		
8- 5	214-15617-00	. CLIP, kick lever	1	1		
8- 6	214-15618-00	. COVER, kick lever	1	1		
8- 7	97201-08030	BOLT	1	1		
8- 8	251-15660-00	KICK AXLE ASS'Y	1	1		
8- 9	93104-20017	OIL SEAL (SO-20-30-7)	1	1		
8-10	93410-20009	CIRCLIP (S-20)	1	1		
8-11	214-15676-00	COVER, spring	1	1		
8-12	248-15665-00	SPRING, kick	1	1		
8-13	214-15664-00	GUIDE, spring	1	1		
8-14	93410-30012	CIRCLIP (S-30)	1	1		
8-15	248-15654-00	HOLDER, kick gear	2	2		
8-16	261-15641-00	GEAR, kick (27T)	1	1		
8-17	251-15687-00	CLIP, kick	1	1		
8-18	248-15668-00	STOPPER, kick spring	1	1		

Fig. 9 TACHOMETER GEAR

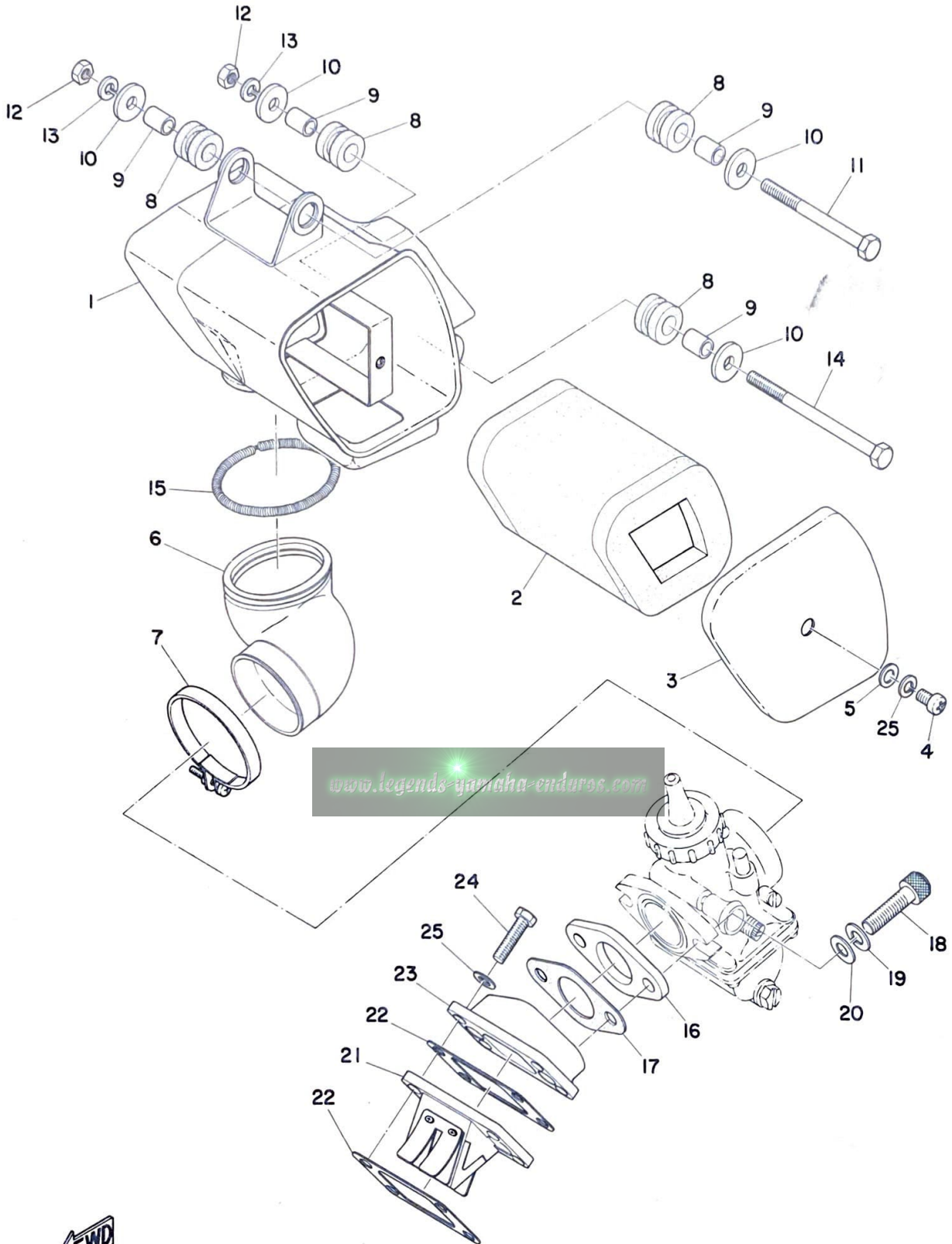


TACHOMETER GEAR

Ref. No.	Part No.	Description	Q'ty		Applicable Machine No.	Remarks
			AT2	CT2		
9- 1	248-17861-00	AXLE, drive gear	1	1		
9- 2	248-17839-01	COLLAR, distance	1	1		
9- 3	248-17831-01	GEAR, drive (3T)	1	1		
9- 4	248-17837-00	SHIM (10.2-16-1)	1	1		
9- 5	248-17841-00	GEAR, driven (15T)	1	1		
9- 6	93210-13016	O-RING (1.8-13)	1	1		
9- 7	214-17811-01	HOUSING	1	1		
9- 8	93210-07100	O-RING (2.2-7.2)	1	1		
9- 9	214-17847-00	SHIM (7.5-10.8-0.4)	1	1		
9-10	214-17815-00	BUSHING	1	1		
9-11	214-17812-00	STOPPER	1	1		
9-12	92501-06010	SCREW, pan head	1	1		
9-13	92901-06100	WASHER, spring	1	1		
9-14	214-17843-00	BUSHING	1	1		

www.legends-yamaha-enduros.com

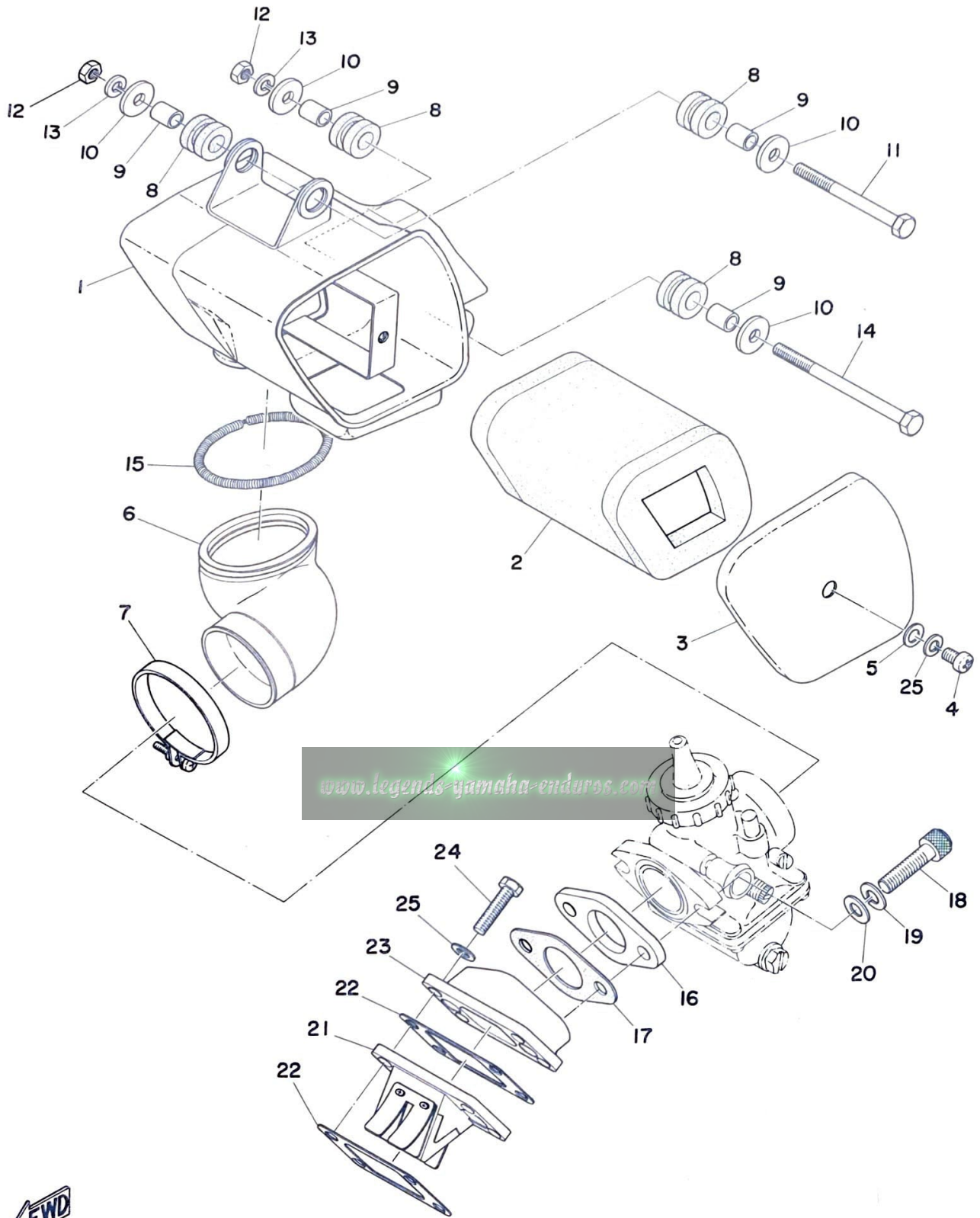
Fig. 10 AIR CLEANER



AIR CLEANER

Ref. No.	Part No.	Description	Q'ty		Applicable Machine No.	Remarks
			AT2	CT2		
10- 1	314-14411-00	CASE, air cleaner	1	1		
10- 2	314-14451-00	ELEMENT, air cleaner	1	1		
10- 3	314-14412-00	CAP, cleaner case	1	1		
10- 4	92501-06010	SCREW, pan head	1	1		
10- 5	92901-06200	WASHER, plain	1	1		
10- 6	314-14453-00	JOINT, air cleaner	1	1		
10- 7	278-14455-00	BAND	1	1		
10- 8	214-21717-00	DAMPER, battery box	4	4		
10- 9	214-21633-00	COLLAR, fender mount	4	4		
10-10	116-28324-00	WASHER, leg shield (6.5-20-1.6)	4	4		
10-11	91101-06070	BOLT	1	1		
10-12	98801-06200	NUT	2	2		
10-13	92901-06100	WASHER, spring	2	2		
10-14	91101-06090	BOLT	1	1		
10-15	220-14455-00	BAND	1	1		
10-16	315-13555-00	JOINT	1	1		
10-17	248-13556-70	GASKET	1	1		
10-18	91316-08030	BOLT	2	2		
10-19	92901-08100	WASHER, spring	2	2		
10-20	304-13578-00	WASHER, plain (8.5-16-1.6) ...	2	2		
10-21	314-13610-00	LEAD VALVE ASS'Y	1	1		
10-22	314-13621-00	PACKING, valve seat	2	2		

Fig. 10 AIR CLEANER

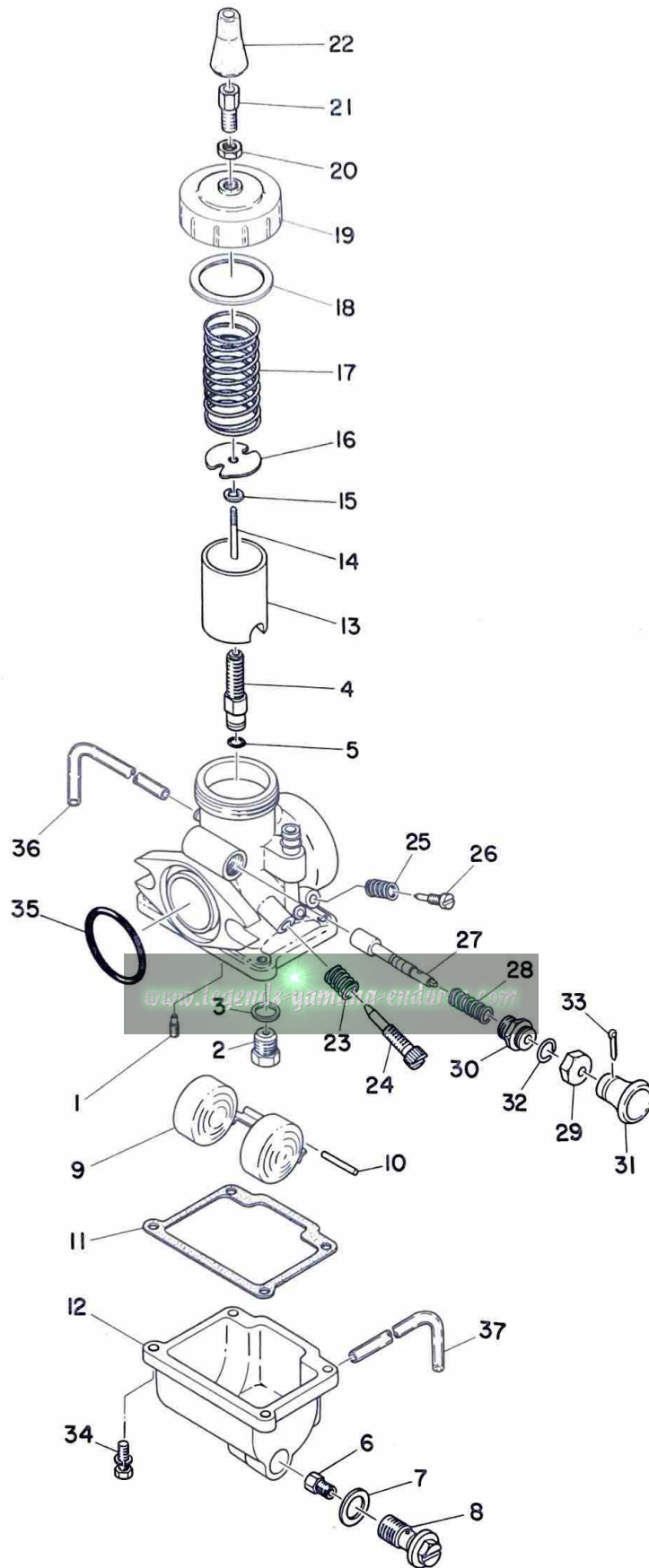


AIR CLEANER

Ref. No.	Part No.	Description	Q'ty		Applicable Machine No.	Remarks
			AT2	CT2		
10-23	314-13565-00	JOINT	1	1		
10-24	91201-06025	BOLT	4	4		
10-25	92901-06100	WASHER, spring	5	5		

www.legends-yamaha-enduros.com

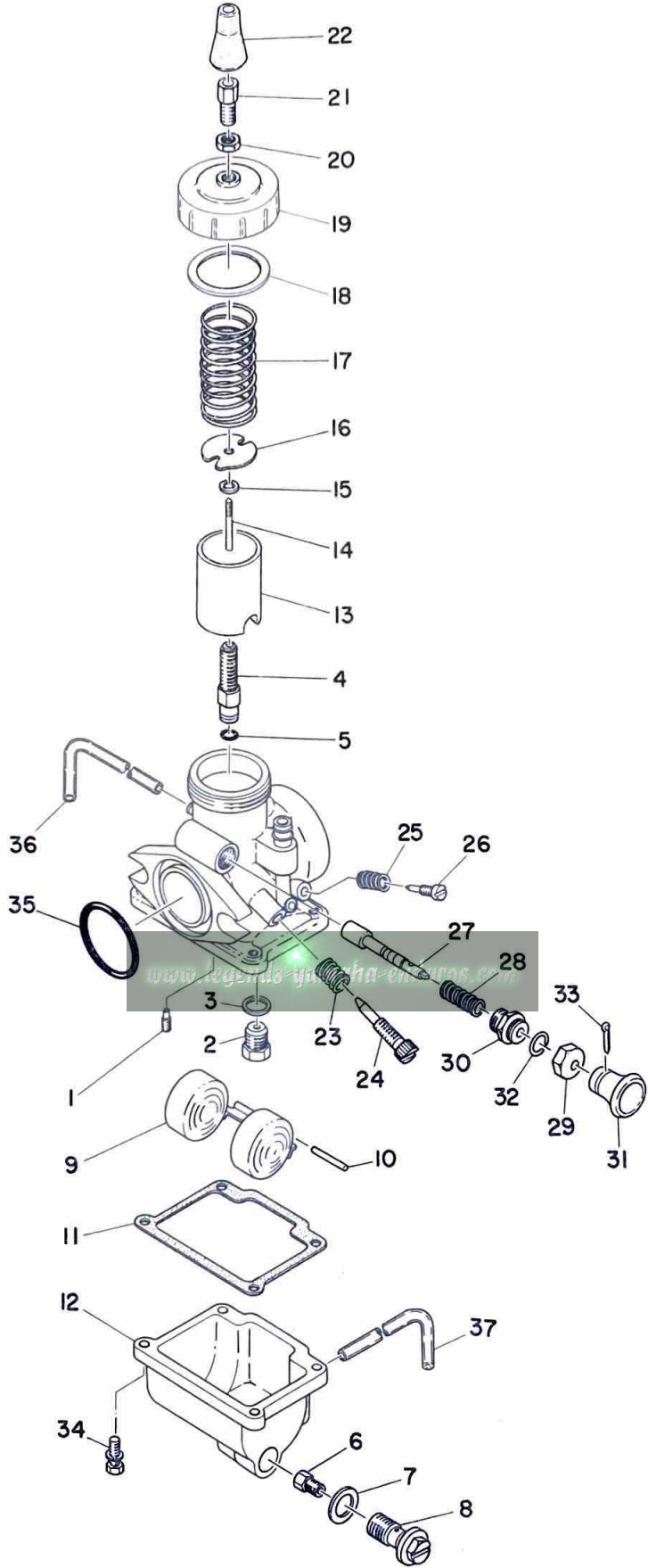
Fig. 11 CARBURETOR



CARBURETOR

Ref. No.	Part No.	Description	Q'ty		Applicable Machine No.	Remarks
			AT2	CT2		
11- 0-1	316-14101-00	CARBURETOR ASS'Y	1			VM24SC
	314-14101-00	CARBURETOR ASS'Y		1		VM24SC
11- 1	260-14142-25	. JET, pilot (#25)	1	1		
11- 2	168-14190-25	. VALVE SEAT ASS'Y (#2.5)	1	1		
11- 3	214-14195-00	. WASHER, valve seat	1	1		
11- 4	304-14141-36	. NOZZLE, main (0-6)	1	1		
11- 5	214-14147-00	. O-RING	1	1		
11- 6	137-14143-40	. JET, main (#200)		1		
	137-14143-46	. JET, main (#230)	1			
11- 7	304-14198-00	. GASKET	1	1		
11- 8	248-14166-00-33	. BOLT, banjo	1	1		
11- 9	314-14185-00	. FLOAT	1	1		
11-10	137-14186-00	. PIN, float	1	1		
11-11	304-14184-00	. GASKET, float chamber	1	1		
11-12	314-14181-00-33	. BODY, float chamber	1	1		
11-13	314-14112-15	. VALVE, throttle (#1.5)	1			
	314-14112-20	. VALVE, throttle (#2.0)		1		
11-14	152-14116-10	. NEEDLE (4F10-3)	1			
	164-14116-03	. NEEDLE (4L6-3)		1		
11-15	164-14137-00	. CLIP	1	1		
11-16	246-14132-00	. STOPPER, cable	1	1		
11-17	248-14131-00	. SPRING, throttle valve	1	1		
11-18	246-14126-00	. PACKING	1	1		
11-19	802-14158-00-33	. TOP, mixing chamber	1	1		
11-20	802-14161-00	. NUT, wire adjusting	1	1		

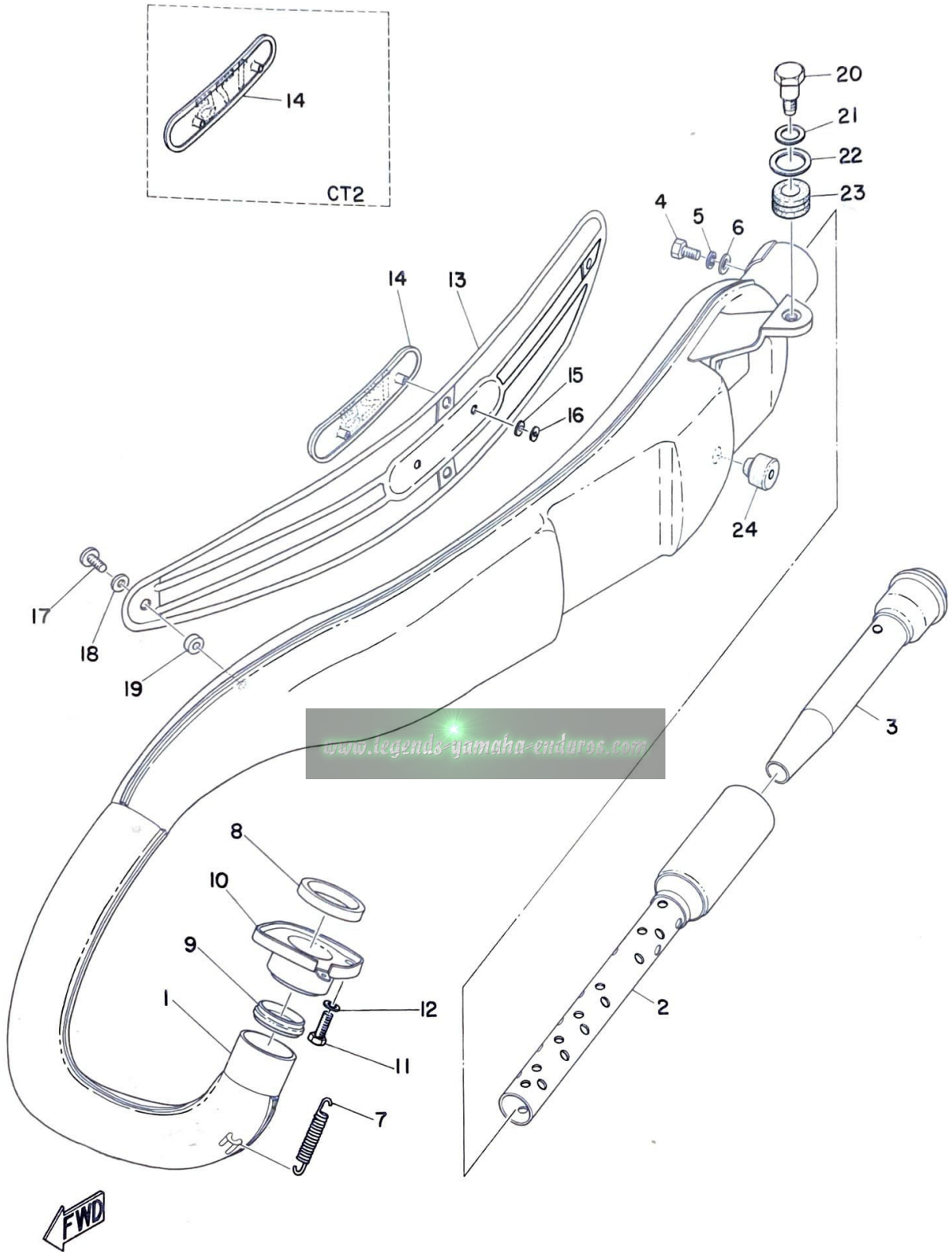
Fig. 11 CARBURETOR



CARBURETOR

Ref. No.	Part No.	Description	Q'ty		Applicable Machine No.	Remarks
			AT2	CT2		
11-21	127-14124-20	. SCREW, wire adjusting	1	1		
11-22	802-14169-00	. CAP	1	1		
11-23	137-14133-00-33	. SPRING, throttle stop	1	1		
11-24	275-14122-00-33	. SCREW, throttle	1	1		
11-25	174-14134-00	. SPRING, air adjusting	1	1		
11-26	174-14123-00-33	. SCREW, air adjusting	1	1		
11-27	304-14171-00	. PLUNGER, starter	1	1		
11-28	156-14135-00	. SPRING, plunger	1	1		
11-29	132-14173-00	. COVER, plunger cap	1	1		
11-30	152-14174-00-33	. CAP, plunger	1	1		
11-31	304-14261-00	. HOLDER	1	1		
11-32	152-14138-00	. CLIP, plunger	1	1		
11-33	91401-16015	. PIN, cotter	1	1		
11-34	305-14567-00	. SCREW, pan head	4	4		
11-35	248-14147-00	. O-RING	1	1		
11-36	183-14197-01	. PIPE, air vent	1	1		
11-37	183-14196-00	. PIPE, over flow (3-160)	1	1		

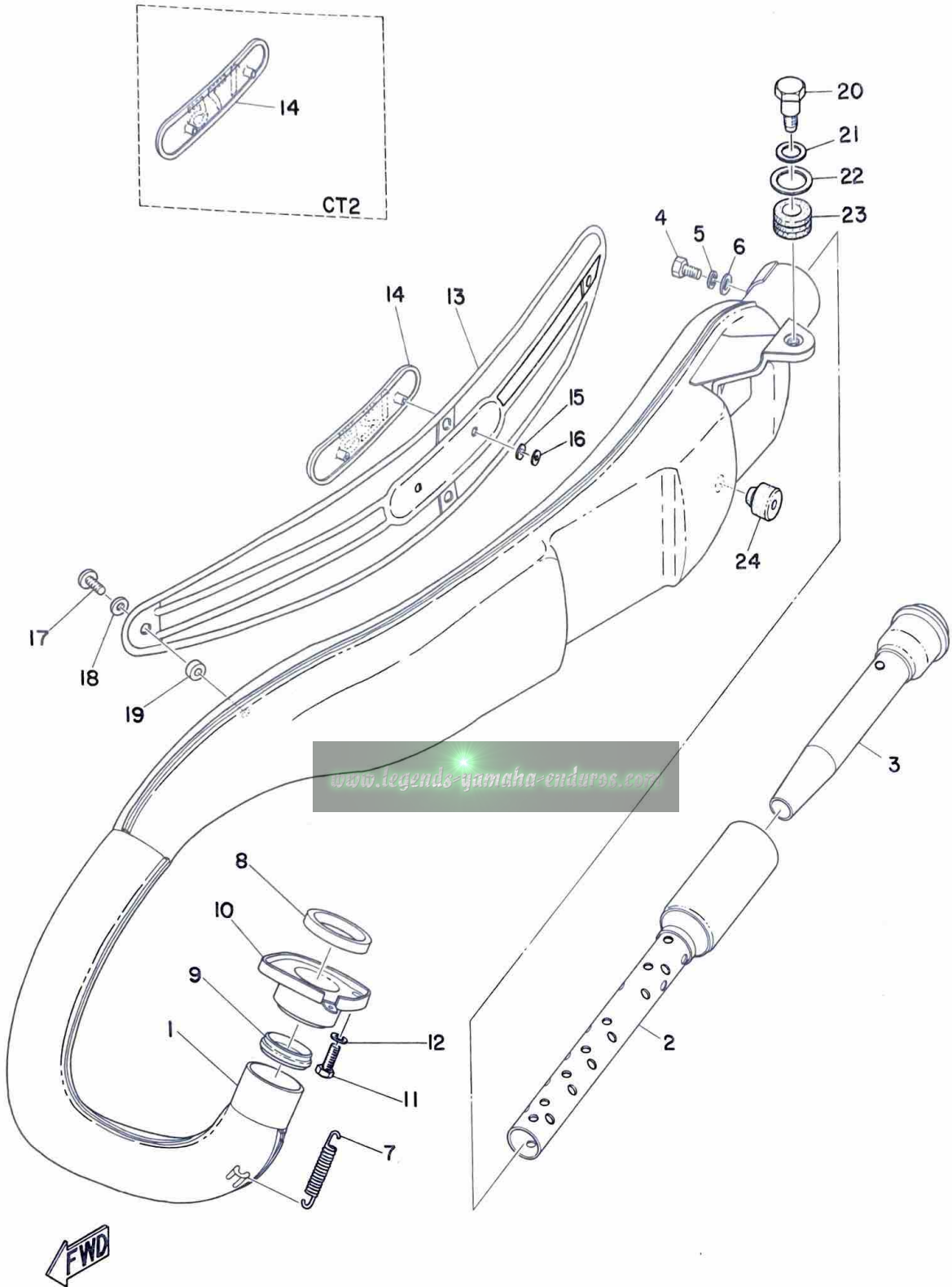
Fig. 12 EXHAUST



EXHAUST

Ref. No.	Part No.	Description	Q'ty		Applicable Machine No.	Remarks
			AT2	CT2		
12- 1	316-14610-30	EXHAUST PIPE ASS'Y	1			
	314-14610-30	EXHAUST PIPE ASS'Y		1		
12- 2	214-14753-01	. SILENCER	1	1		
12- 3	261-14752-30	. PIPE, outlet	1	1		
12- 4	91201-06010	. BOLT	1	1		
12- 5	92901-06100	. WASHER, spring	1	1		
12- 6	92901-06200	. WASHER, plain	1	1		
12- 7	214-14683-01	SPRING, hook	1	1		
12- 8	152-14613-00	GASKET, exhaust pipe	1	1		
12- 9	248-14623-00	GASKET	1	1		
12-10	276-14612-10	NUT, ring	1	1		
12-11	91101-06015	BOLT	2	2		
12-12	92901-06100	WASHER, spring	2	2		
12-13	314-14718-30	PROTECTOR	1	1		
12-14	316-14729-30	EMBLEM, protector	1			
	314-14729-30	EMBLEM, protector		1		
12-15	174-28316-00	DAMPER, emblem (4-10-1.0) ..	2	2		
12-16	116-28317-01	NUT	2	2		
12-17	91903-06012	SCREW, blind	4	4		
12-18	178-14766-00	WASHER, protector (6.2-12-1.5)	4	4		
12-19	214-14766-00	WASHER, protector (6.2-12-3.0)	4	4		
12-20	276-14719-00	BOLT, muffler fitting	1	1		
12-21	122-22243-00	WASHER, rear cushion (12-22-1.0)	1	1		

Fig. 12 EXHAUST

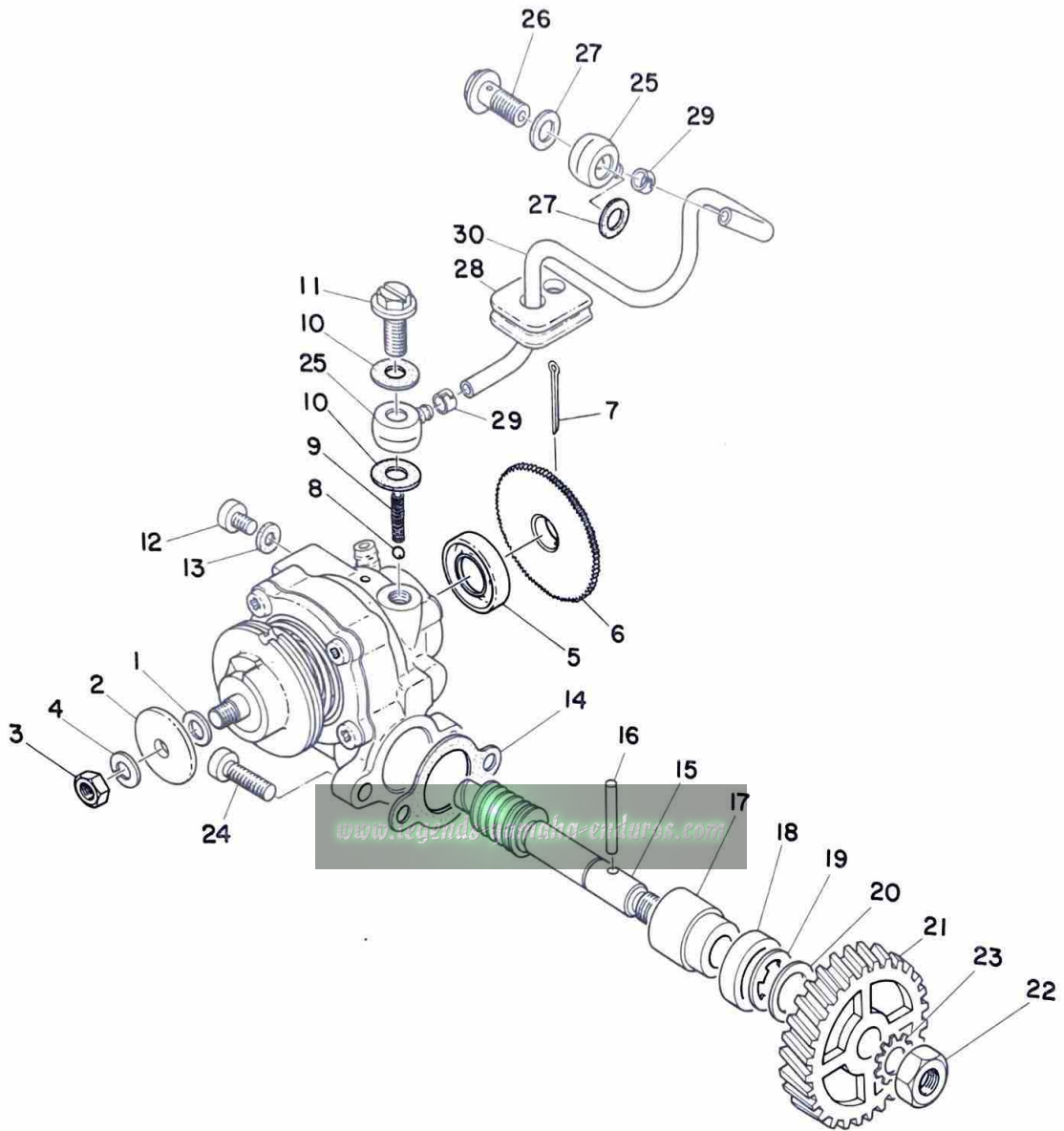


EXHAUST

Ref. No.	Part No.	Description	Q'ty		Applicable Machine No.	Remarks
			AT2	CT2		
12-22	168-21758-00	WASHER, special (18.2-27-2.0)	1	1		
12-23	168-21638-00	DAMPER, front	1	1		
12-24	214-24745-00	STOPPER, seat	1	1		

www.legends-yamaha-enduros.com

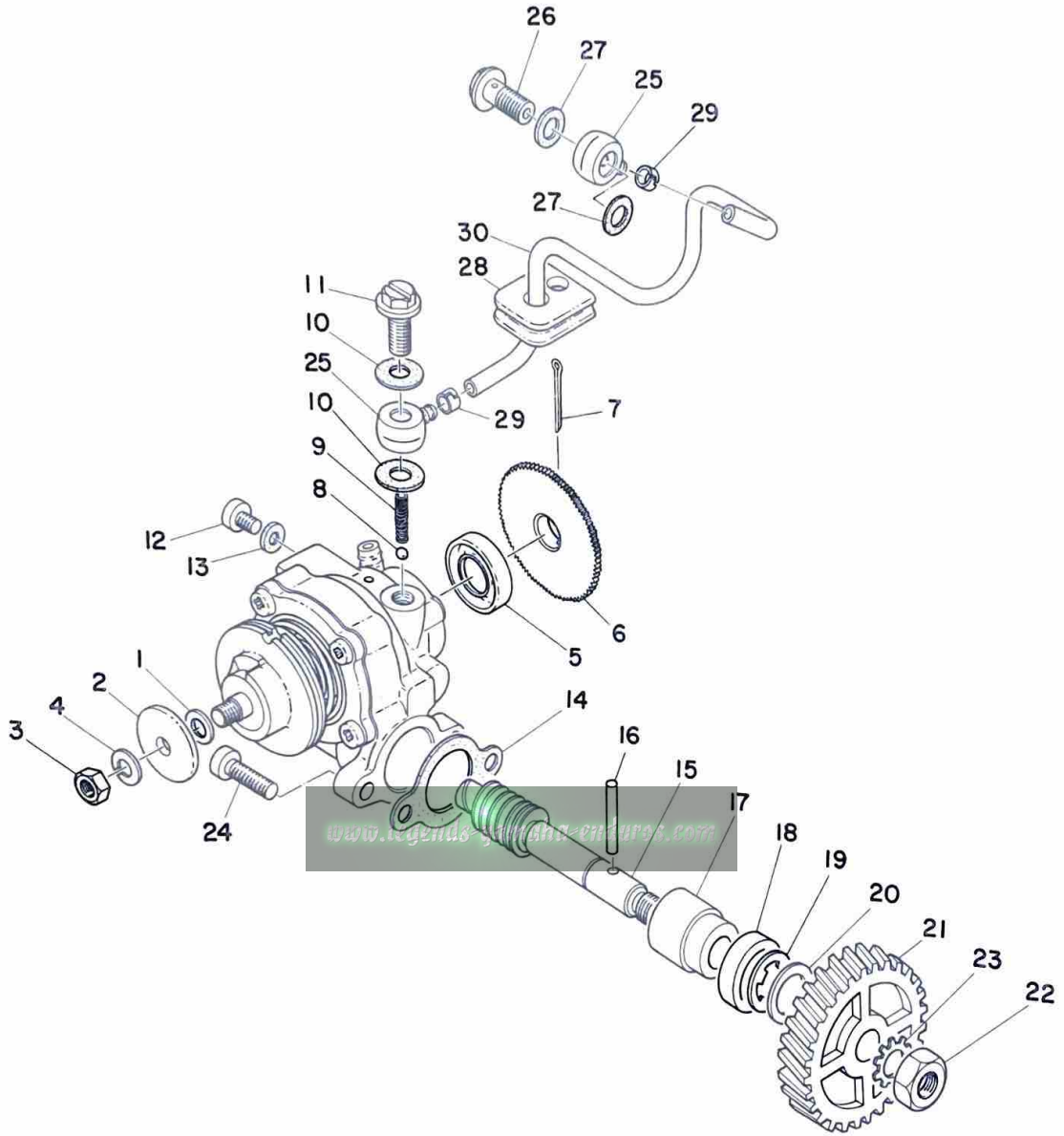
Fig. 13 OIL PUMP



OIL PUMP

Ref. No.	Part No.	Description	Q'ty		Applicable Machine No.	Remarks
			AT2	CT2		
13- 0-1	214-13101-02	OIL PUMP ASS'Y	1	1		
13- 1	137-13147-00	. SHIM, plunger (5.8-10-0.1) ..	U.R	U.R		
13- 2	137-13138-01	. PLATE, adjusting	1	1		
13- 3	98801-05200	. NUT	1	1		
13- 4	92901-05100	. WASHER, spring	1	1		
13- 5	93101-10001	. OIL SEAL (S-10-21-5)	1	1		
13- 6	137-13128-00	. PLATE, starter	1	1		
13- 7	91401-12018	. PIN, cotter	1	1		
13- 8	93505-32002	. BALL (5/32")	1	1		
13- 9	137-13169-00	. SPRING, check ball	1	1		
13-10	137-13167-00	. GASKET, banjo bolt (6-13-0.5)	2	2		
13-11	137-13165-00	. BOLT, banjo	1	1		
13-12	98901-04008	. SCREW, bind	1	1		
13-13	137-13187-00	. GASKET, breather (4.2-8.5-0.5)	1	1		
13-14	126-13116-00	GASKET, pump case	1	1		
13-15	214-13175-01	SHAFT, worm	1	1		
13-16	93603-22028	PIN, dowel (3-22)	1	1		
13-17	137-13176-00	METAL, worm shaft outer ...	1	1		
13-18	93101-10002	OIL SEAL (S-10-22-7)	1	1		
13-19	93430-08007	CIRCLIP (E-8)	1	1		
13-20	102-18138-00	WASHER (10.2-24-1)	1	1		
13-21	248-13178-00	GEAR, pump drive	1	1		
13-22	98801-08300	NUT	1	1		

Fig. 13 OIL PUMP

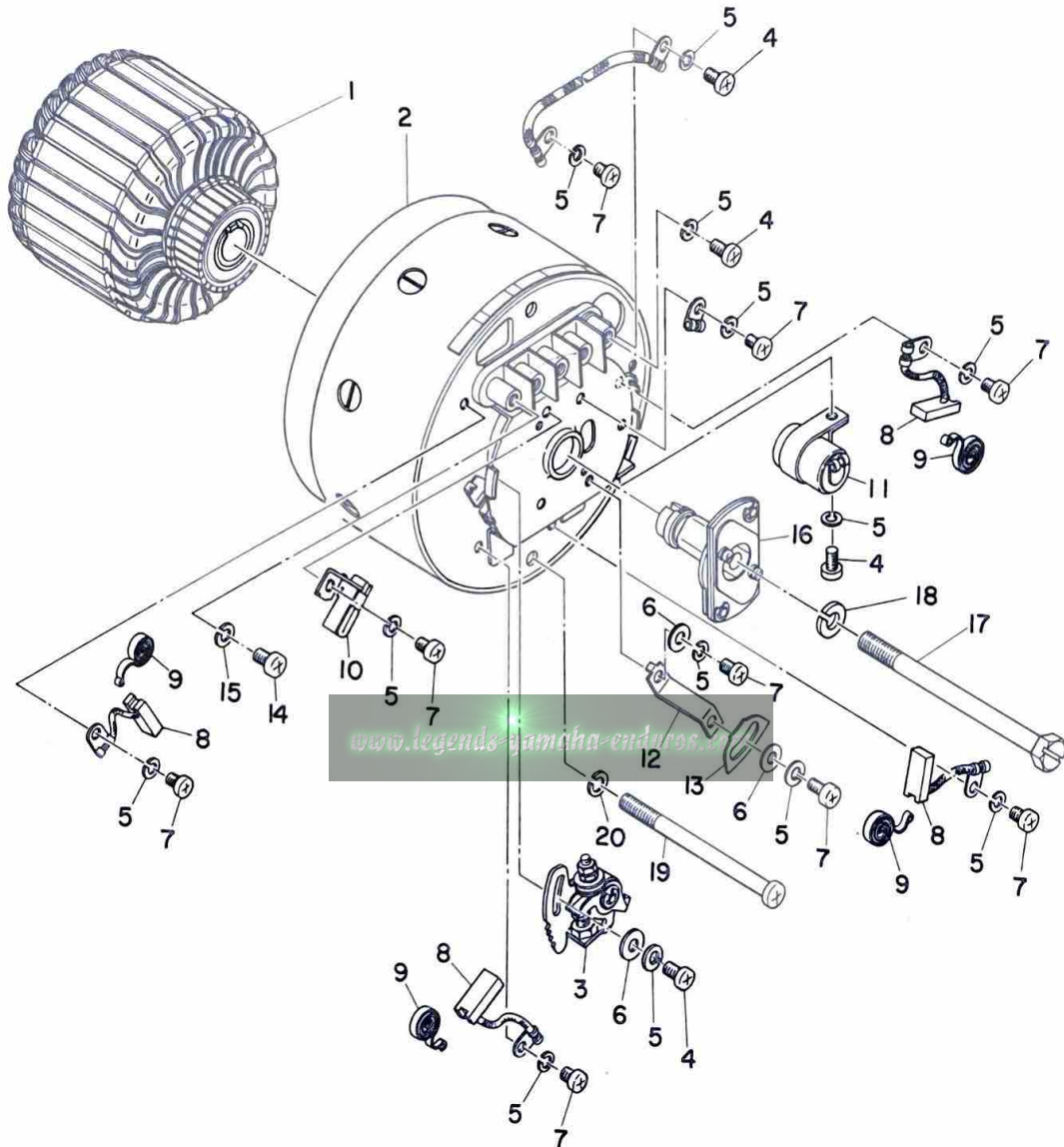


OIL PUMP

Ref. No.	Part No.	Description	Q'ty		Applicable Machine No.	Remarks
			AT2	CT2		
13-23	92901-08400	WASHER, tooth	1	1		
13-24	98501-05015	SCREW, pan head	2	2		
13-25	214-13162-00	BANJO	2	2		
13-26	137-13165-00	BOLT, banjo	1	1		
13-27	137-13167-00	GASKET, banj bolt (6-12-0.5)	2	2		
13-28	248-13174-00	HOLDER, oil pipe	1	1		
13-29	214-13164-00	CLIP, delivery pipe	2	2		
13-30	248-13161-01	PIPE, delivery	1	1		

www.legends-yamaha-enduros.com

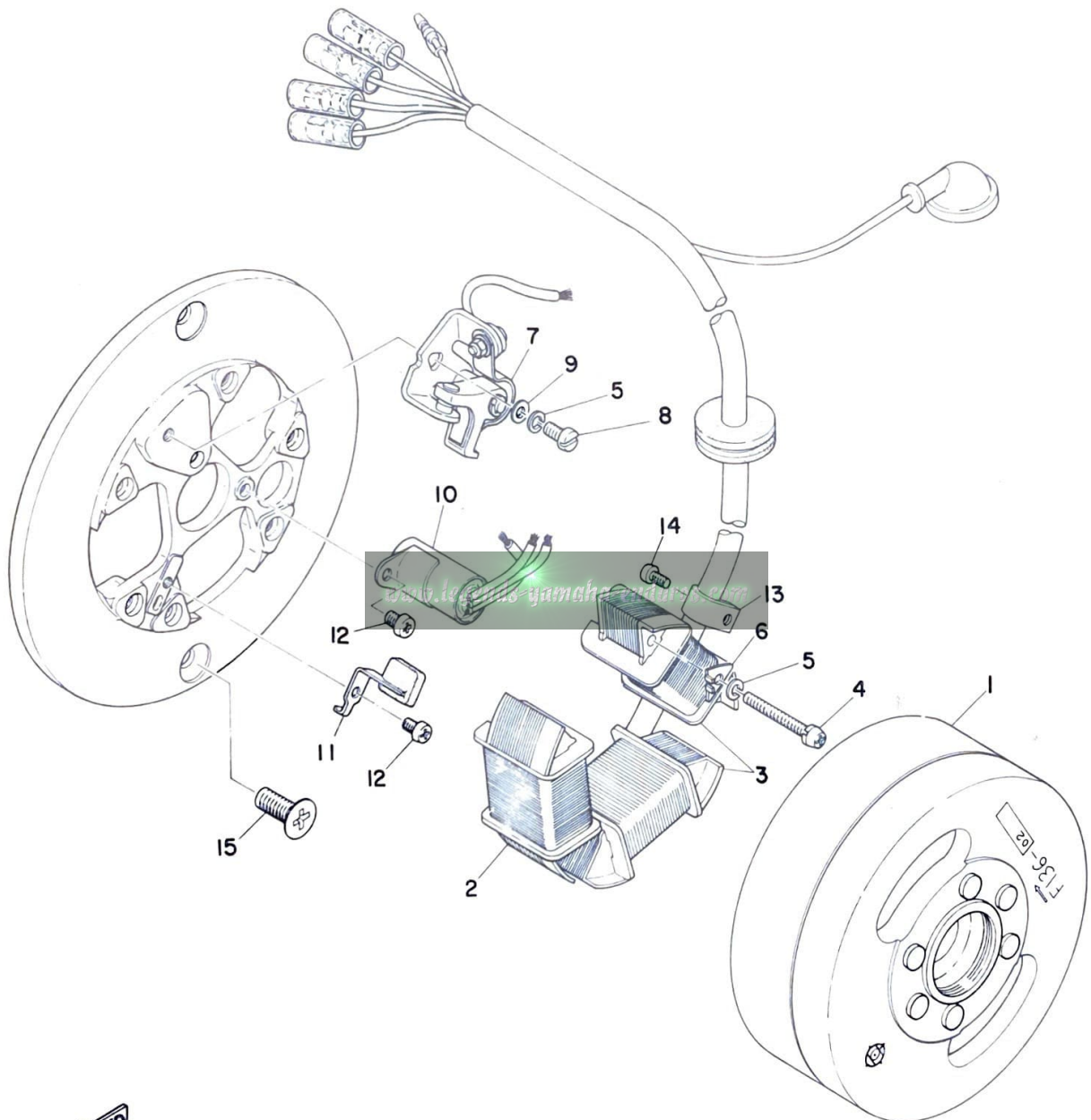
Fig. 14 STARTER GENERATOR (AT2)



STARTER GENERATOR (AT2)

Ref. No.	Part No.	Description	Q'ty		Applicable Machine No.	Remarks
			AT2	CT2		
14- 0-1	261-81100-10	STARTER GENERATOR ASS'Y	1			
14- 1	261-81155-10	. ARMATURE	1			
14- 2	261-81110-10	. STATOR ASS'Y	1			
14- 3	132-81221-10	. . CONTACT BREAKER ASS'Y	1			
14- 4	98501-04008	. . SCREW, pan head	7			
14- 5	92901-04100	. . WASHER, spring	15			
14- 6	92901-04200	. . WASHER, plain	3			
14- 7	98501-04006	. . SCREW, pan head	8			
14- 8	101-81111-10	. . BRUSH	4			
14- 9	141-81113-10	. . SPRING, brush	4			
14-10	132-81231-10	. . LUBRICATOR	1			
14-11	148-81126-10	. . CONDENSER	1			
14-12	199-81133-10	. . FIXTURE, timing plate	1			
14-13	133-81132-10	. . PLATE, timing	1			
14-14	98501-05008	. . SCREW, pan head	1			
14-15	92901-05100	. . WASHER, spring	1			
14-16	173-81153-10	. GOVERNOR ASS'Y	1			
14-17	148-81152-10	. BOLT	1			
14-18	92901-08100	. WASHER, spring	1			
14-19	261-81135-10	. SCREW, stator	2			
14-20	92902-05100	. WASHER, spring	2			

Fig. 15 FLYWHEEL MAGNETO (CT2)



FLYWHEEL MAGNETO (CT2)

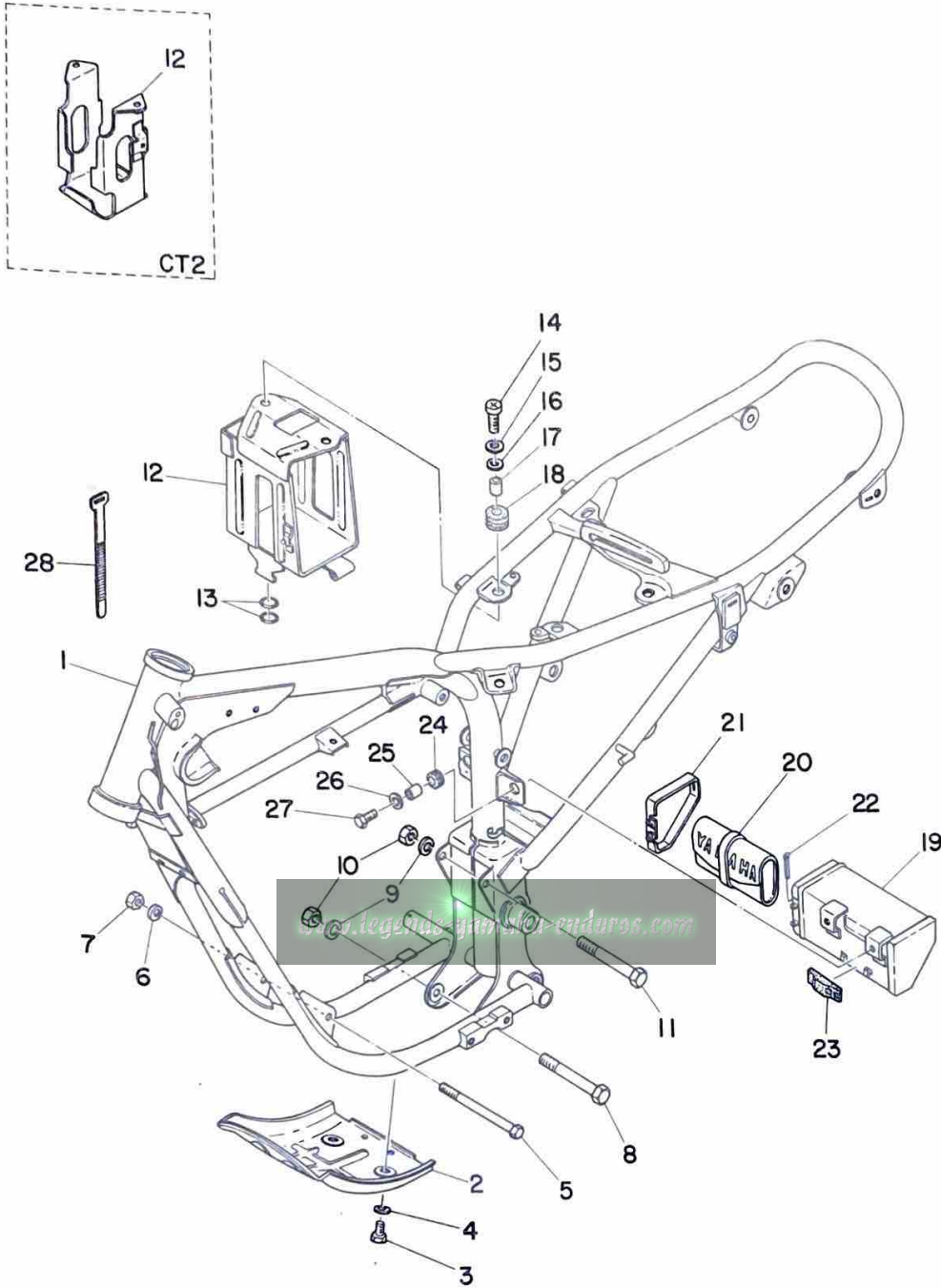
Ref. No.	Part No.	Description	Q'ty		Applicable Machine No.	Remarks
			AT2	CT2		
15- 0-1	314-81300-10	FLYWHEEL MAGNETO ASS'Y		1		
15- 1	314-81350-10	. ROTOR ASS'Y		1		
15- 2	277-81312-10	. COIL, source		1		
15- 3	314-81313-10	. LIGHTING COIL ASS'Y		1		
15- 4	110-81348-20	. SCREW, pan head (4-25)		6		
15- 5	92901-04100	. WASHER, spring		7		
15- 6	277-81332-10	. PLATE, timing		1		
15- 7	207-81321-10	. CONTACT BREAKER ASS'Y		1		
15- 8	110-81347-20	. SCREW, pan head (4-12) ...		1		
15- 9	92901-04200	. WASHER, plain		1		
15-10	277-81326-10	. CONDENSER,		1		
15-11	207-81331-10	. LUBRICATOR		1		
15-12	110-81345-20	. SCREW, pan head (4-6)		2		
15-13	109-81328-10	. CLAMP, lead		1		
15-14	110-81345-20	. SCREW, pan head (4-6)		1		
15-15	98701-06012	SCREW, flat head		2		

CHASSIS

www.legends-yamaha-enduros.com



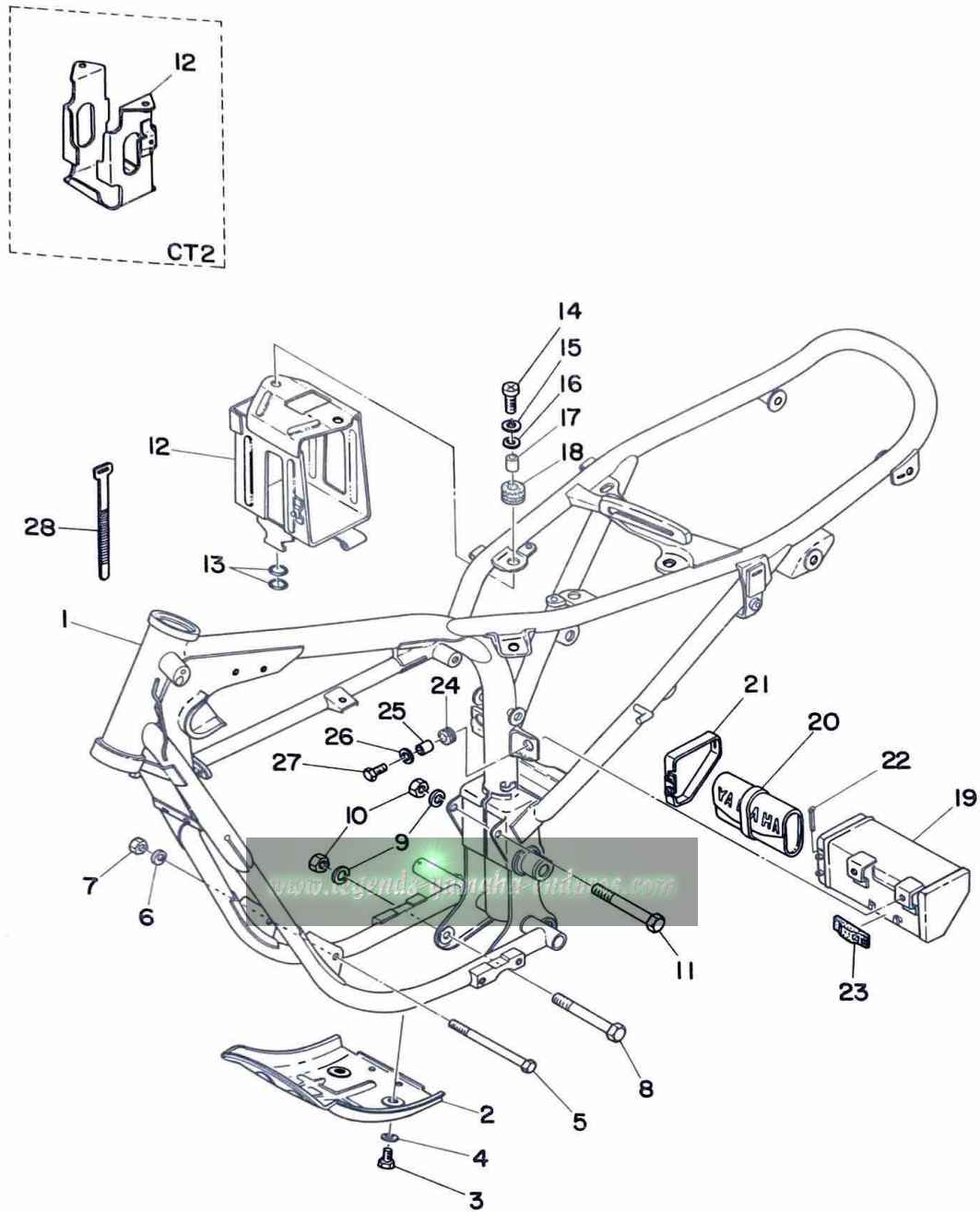
Fig. 16 FRAME



FRAME

Ref. No.	Part No.	Description	Q'ty		Applicable Machine No.	Remarks
			AT2	CT2		
16- 1	314-21110-00-33	FRAME COMP.	1	1		
16- 2	248-21471-00-33	PROTECTOR, engine	1	1		
16- 3	91201-06012	BOLT	4	4		
16- 4	92901-06200	WASHER, plain	4	4		
16- 5	97101-08110	BOLT	1	1		
16- 6	92901-08100	WASHER, spring	1	1		
16- 7	98801-08100	NUT	1	1		
16- 8	91101-10085	BOLT	1	1		
16- 9	92901-10100	WASHER, spring	2	2		
16-10	92801-10100	NUT	2	2		
16-11	91101-10095	BOLT	1	1		
16-12	261-21240-00-33	BATTERY BOX COMP.	1			
	315-21240-00-33	BATTERY BOX COMP.		1		
16-13	93210-11012	O-RING (2.4-11.4)	2			
16-14	92501-06025	SCREW, pan head	2	2		
16-15	92901-06100	WASHER, spring	2	2		
16-16	92901-06200	WASHER, plain	2			
	248-21757-00	WASHER, special (0.5-28-1.6)		2		
16-17	214-21633-00	COLLAR, fender mount	2	2		
16-18	248-21717-00	DAMPER, battery box 1	2	2		
16-19	248-21170-00-33	TOOL BOX COMP.	1	1		
16-20	315-28100-00	TOOL ASS'Y	1	1		
16-21	248-21399-00	CAP, tool box	1	1		
16-22	91401-25030	PIN, cotter	1	1		

Fig. 16 FRAME

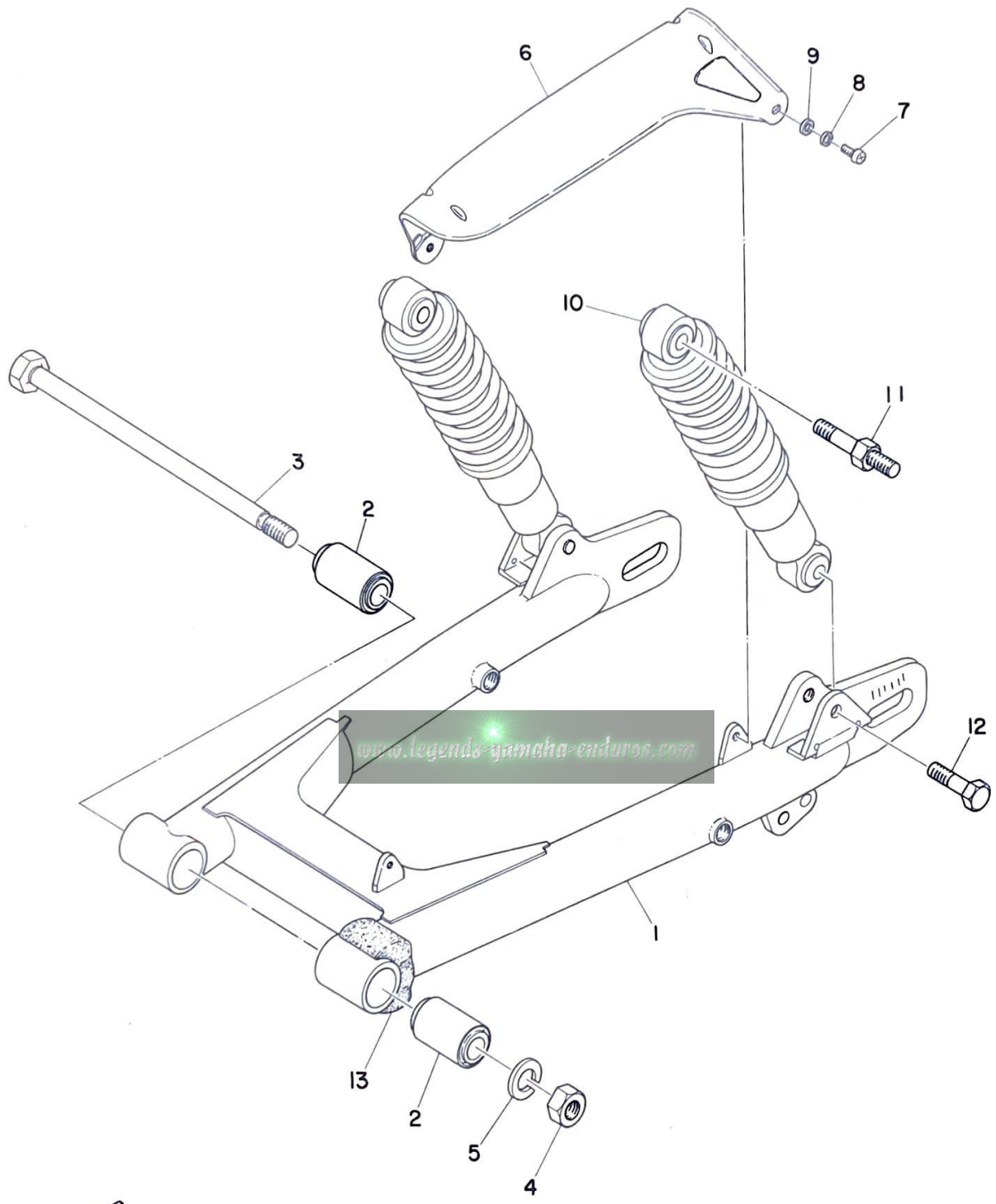


FRAME

Ref. No.	Part No.	Description	Q'ty		Applicable Machine No.	Remarks
			AT2	CT2		
16-23	248-21746-00	DAMPER, tool box	1	1		
16-24	214-21717-00	DAMPER, battery box	2	2		
16-25	214-21633-00	COLLAR, fender mount	2	2		
16-26	116-28324-00	WASHER, leg shield (6.5-20-1.6)	2	2		
16-27	91201-06020	BOLT	2	2		
16-28	803-82591-00	BAND	1	1		

www.legends-yamaha-enduros.com

Fig. 17 REAR ARM · REAR CUSHION · CHAIN CASE:



www.legends-yamaha-enduros.com

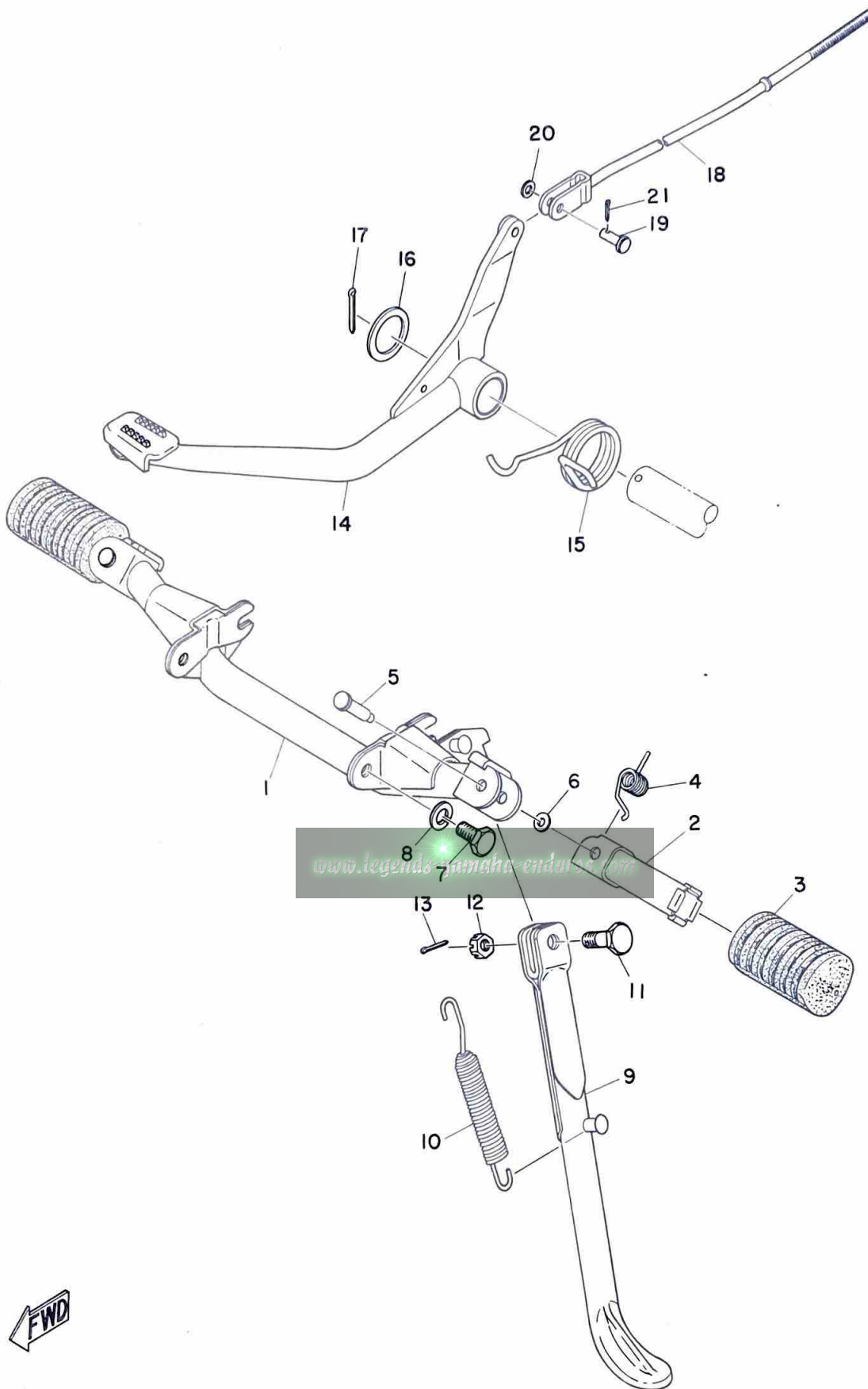


REAR ARM · REAR CUSHION · CHAIN CASE

Ref. No.	Part No.	Description	Q'ty		Applicable Machine No.	Remarks
			AT2	CT2		
17- 1	315-22110-00-33	REAR ARM COMP.	1	1		
17- 2	174-22123-00	BUSHING, rear arm	2	2		
17- 3	248-22141-00	SHAFT, pivot	1	1		
17- 4	98801-14100	NUT	1	1		
17- 5	92901-14100	WASHER, spring	1	1		
17- 6	315-22311-00-35	CASE, chain	1	1		
17- 7	98501-05010	SCREW, pan head	2	2		
17- 8	92901-05100	WASHER, spring	2	2		
17- 9	92901-05200	WASHER, plain	2	2		
17-10	291-22210-70	REAR CUSHION ASS'Y	2	2		
17-10-1	291-22213-70	. SEAT, spring upper	4	4		
17-11	261-22242-00	BOLT, rear cushion	2	2		
17-12	214-22242-00	BOLT, rear cushion	2	2		
17-13	248-22151-00	SEAL, guard	1	1		

www.legends-yamaha-enduros.com

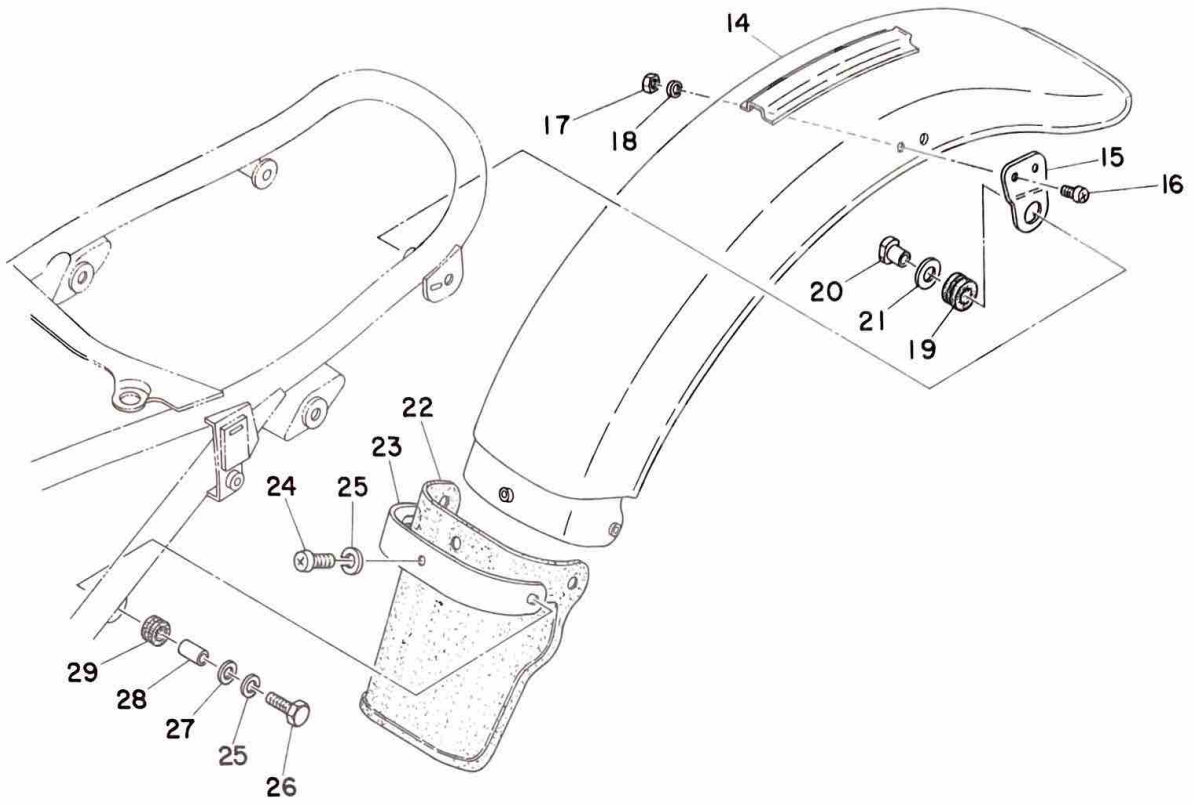
Fig. 18 STAND · FOOT REST · BRAKE PEDAL



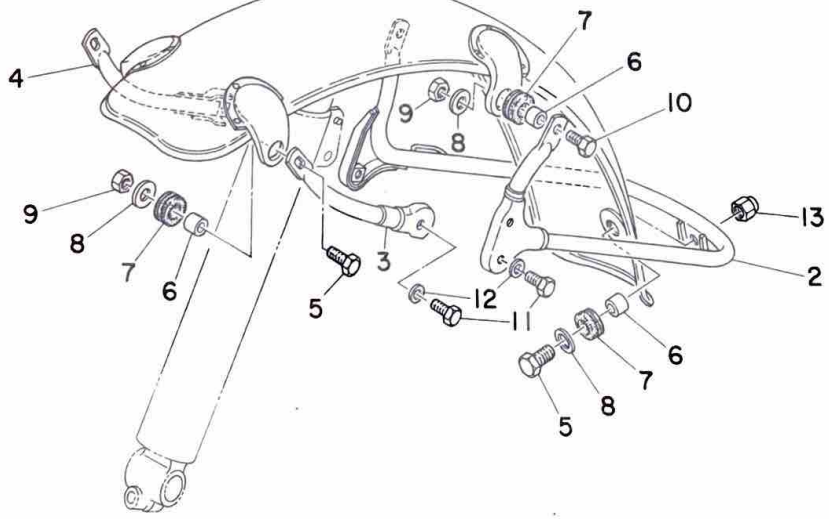
STAND · FOOT REST · BRAKE PEDAL

Ref. No.	Part No.	Description	Q'ty		Applicable Machine No.	Remarks
			AT2	CT2		
18- 1	261-27411-00	FOOTREST	1			
	248-27411-00	FOOTREST		1		
18- 2	214-27421-00	FOOTREST	2	2		
18- 3	214-27413-00	COVER, footrest	2	2		
18- 4	214-27426-00	SPRING, return	2	2		
18- 5	214-27418-00	PIN, clevis	2	2		
18- 6	214-27417-00	WASHER, special (6.5-12-2)	2	2		
18- 7	91201-10018	BOLT	2	2		
18- 8	92901-10100	WASHER, spring	2	2		
18- 9	248-27311-01	STAND, side	1	1		
18-10	214-27316-00	SPRING	1	1		
18-11	278-27317-00	BOLT	1	1		
18-12	92802-10500	NUT, slotted	1	1		
18-13	91401-20025	PIN, cotter	1	1		
18-14	248-27211-00	PEDAL, brake	1	1		
18-15	248-27216-00	SPRING, brake pedal	1	1		
18-16	248-27226-00	WASHER, brake shaft (25-34-1.6)	1	1		
18-17	91401-40035	PIN, cotter	1	1		
18-18	248-27231-00	ROD, brake	1	1		
18-19	248-27228-00	PIN, link joint	1	1		
18-20	92901-06200	WASHER, plain	1	1		
18-21	91401-25012	PIN, cotter	1	1		

Fig. 19 FRONT FENDER · REAR FENDER



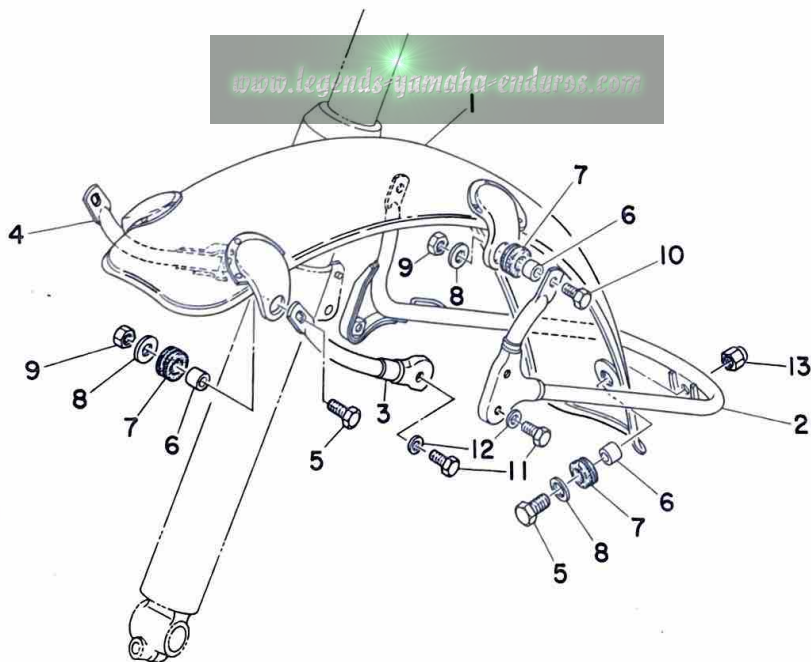
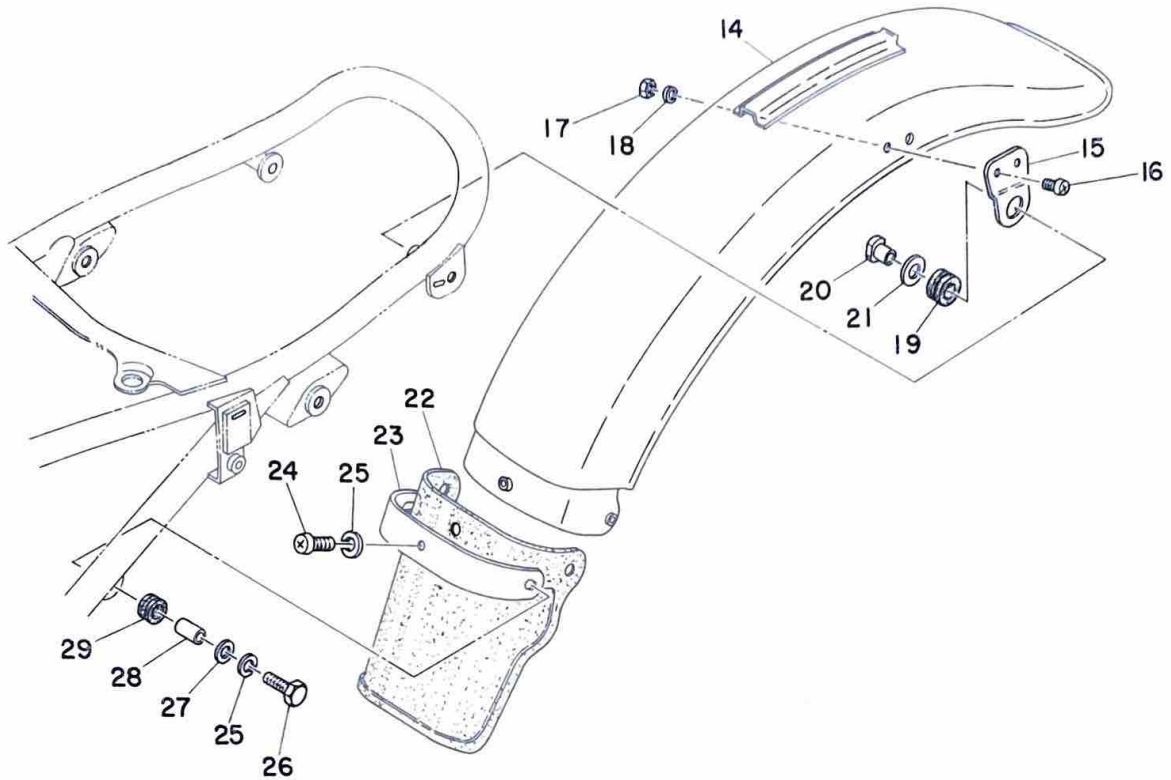
www.legend-yamaha-enduros.com



FRONT FENDER · REAR FENDER

Ref. No.	Part No.	Description	Q'ty		Applicable Machine No.	Remarks
			AT2	CT2		
19- 1	248-21510-00-35	FRONT FENDER COMP.	1			
	214-21510-00-35	FRONT FENDER COMP.		1		
19- 2	248-21512-00-93	BRACKET, fender	1			
	214-21512-00-93	BRACKET, fender		1		
19- 3	248-21513-00	STAY, fender left	1			
	214-21513-00	STAY, fender left		1		
19- 4	248-21514-00	STAY, fender right	1			
	214-21514-00	STAY, fender right		1		
19- 5	91201-06020	BOLT	3	3		
19- 6	214-21633-00	COLLAR, fender mount	5	5		
19- 7	214-21717-00	DAMPER, battery box	5	5		
19- 8	116-28324-00	WASHER, leg shield (6.5-20-1.6)	5	5		
19- 9	98801-06100	NUT	4	4		
19-10	91201-06025	BOLT	2	2		
19-11	91201-06020	BOLT	4	4		
19-12	92901-06100	WASHER, spring	4	4		
19-13	98801-06700	NUT, crown	1	1		
19-14	261-21610-00-35	REAR FENDER COMP.	1	1		
19-15	248-21613-00-35	STAY, fender 1	2	2		
19-16	92501-06012	SCREW, pan head	4	4		
19-17	98801-06100	NUT	4	4		
19-18	92901-06100	WASHER, spring	4	4		
19-19	168-21638-00	DAMPER, front	2	2		
19-20	248-21635-00	NUT, rear fender	2	2		

Fig. 19 FRONT FENDER · REAR FENDER

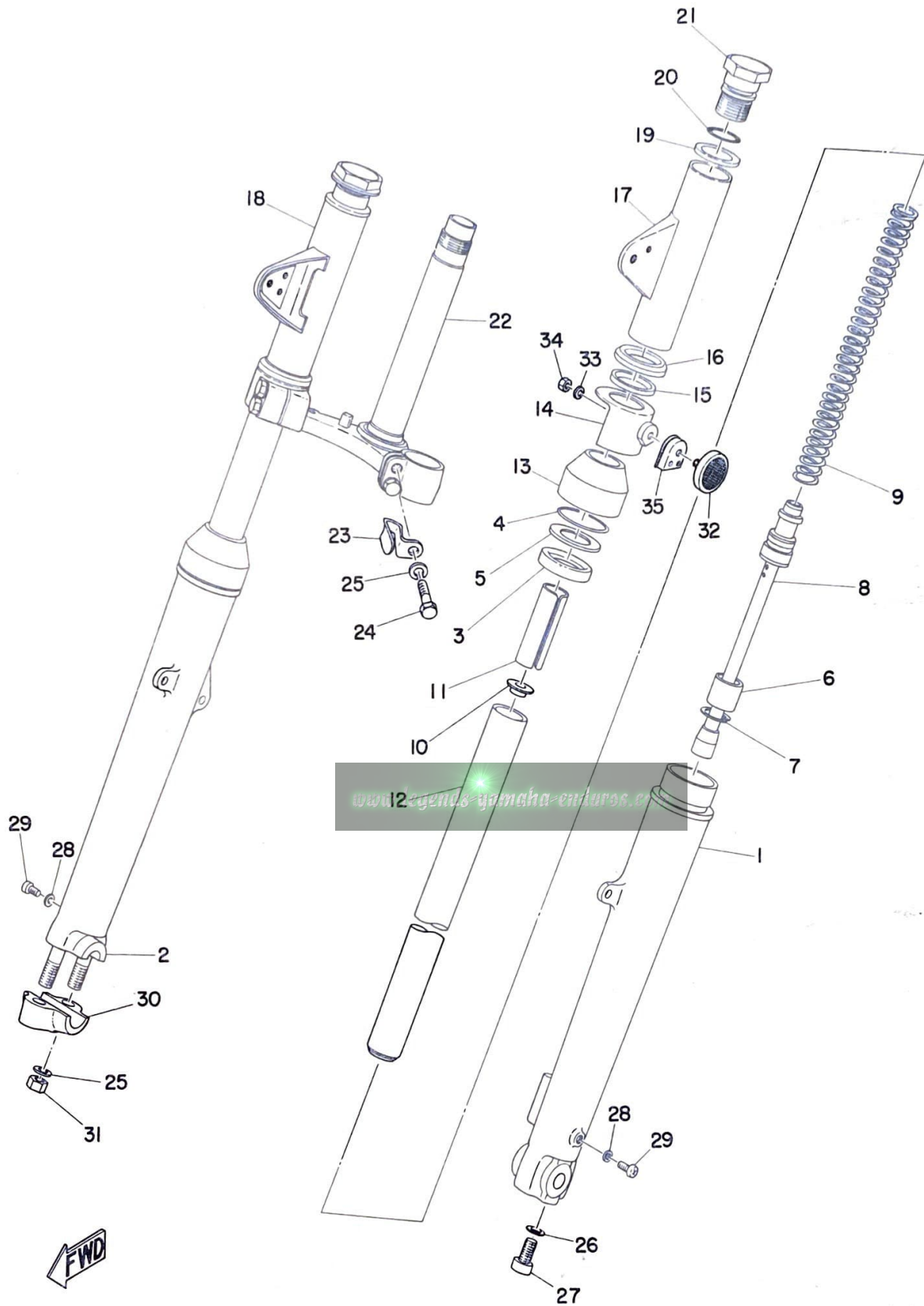


FRONT FENDER · REAR FENDER

Ref. No.	Part No.	Description	Q'ty		Applicable Machine No.	Remarks
			AT2	CT2		
19-21	122-24746-00	WASHER, special (12.5-27-3.2)	2	2		
19-22	248-21629-00	GUARD, mad front	1	1		
19-23	248-21622-00-33	BAND, guard	1	1		
19-24	92501-06012	SCREW, pan head	1	1		
19-25	92901-06100	WASHER, spring	3	3		
19-26	92102-06025	BOLT	2	2		
19-27	116-28324-00	WASHER, leg shield (6.5-20-1.6)	2	2		
19-28	214-21633-00	COLLAR, fender mount	2	2		
19-29	214-21717-00	DAMPER, battery box	2	2		

www.legends-yamaha-enduros.com

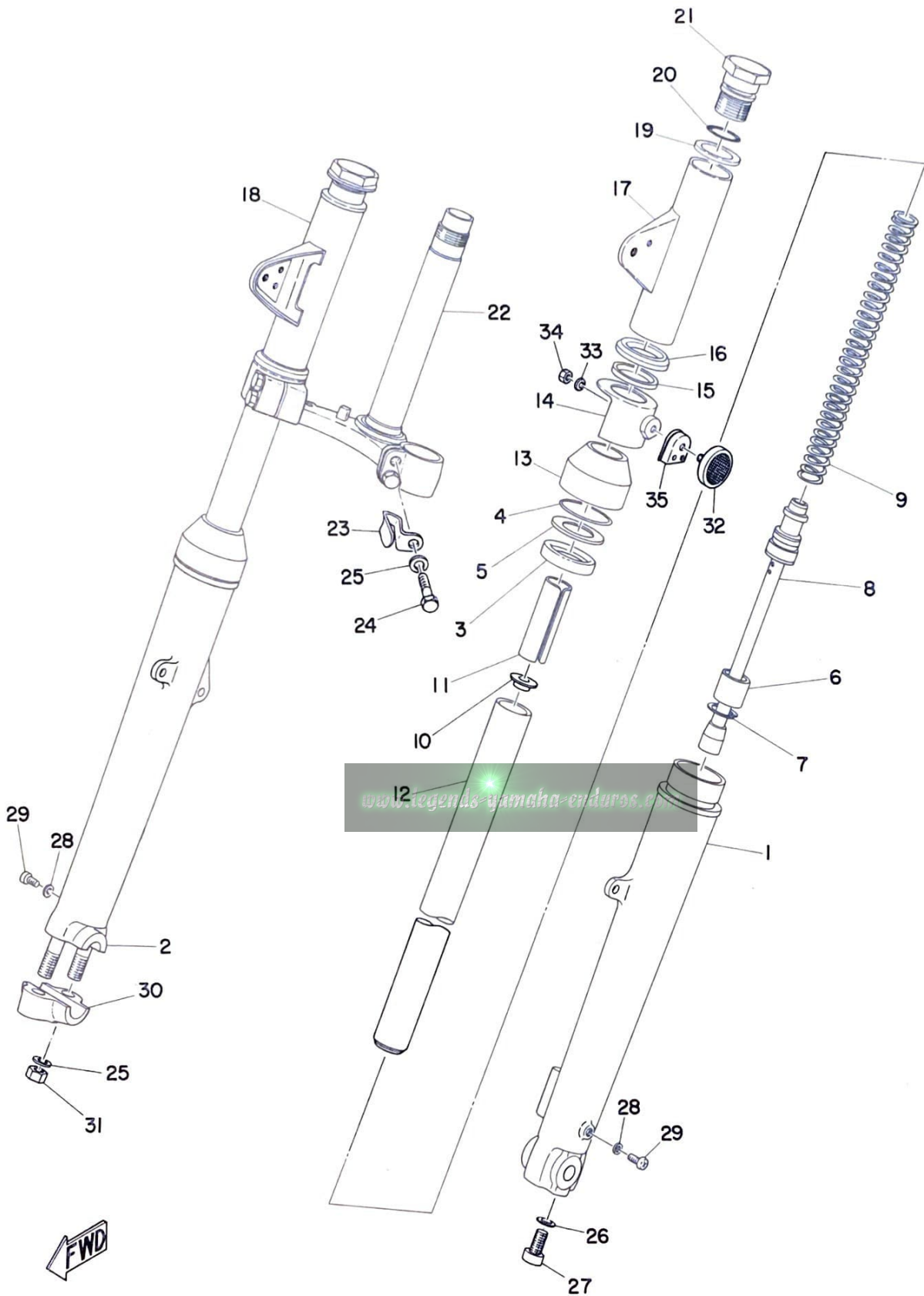
Fig. 20 FRONT FORK



FRONT FORK

Ref. No.	Part No.	Description	Q'ty		Applicable Machine No.	Remarks
			AT2	CT2		
20- 0-1	316-23100-60-71	FRONT FORK ASS'Y	1			Mandarin Orange
	314-23100-60-63	FRONT FORK ASS'Y		1		Billiant Red
20- 1	315-23126-50	. TUBE, outer left	1	1		
20- 2	315-23136-50	. TUBE, outer right	1	1		
20- 3	137-23145-00	. . OIL SEAL	2	2		
20- 4	315-23156-50	. . CLIP, oil seal	2	2		
20- 5	315-23146-50	. . WASHER, oil seal	2	2		
20- 6	315-23171-50	. PISTON	2	2		
20- 7	315-23183-50	. RING, snap	2	2		
20- 8	315-23170-50	. CYLINDER COMP.	2	2		
20- 9	248-23141-00	. SPRING, fork	2	2		
20-10	248-23142-00	. SEAT, spring upper	2	2		
20-11	315-23118-50	. SPACER	2	2		
20-12	315-23124-50	. TUBE, inner	2	2		
20-13	248-23144-00	. SEAL, dust	2	2		
20-14	261-23122-61	. COVER, outer	2	2		
20-15	214-23163-00	. PACKING (lamp stay)	2	2		
20-16	248-23116-00	. GUIDE, cover under	2	2		
20-17	248-23121-01-71	. COVER, upper left	1			Mandarin Orange
	291-23121-60-63	. COVER, upper left		1		Billiant Red
20-18	248-23131-01-71	. COVER, upper right	1			Mandarin Orange
	291-23131-60-63	. COVER, upper right		1		Brilliant Red
20-19	248-23115-00	. GUIDE, cover upper	2	2		
20-20	146-23114-00	. PACKING (O-RING)	2	2		

Fig. 20 FRONT FORK

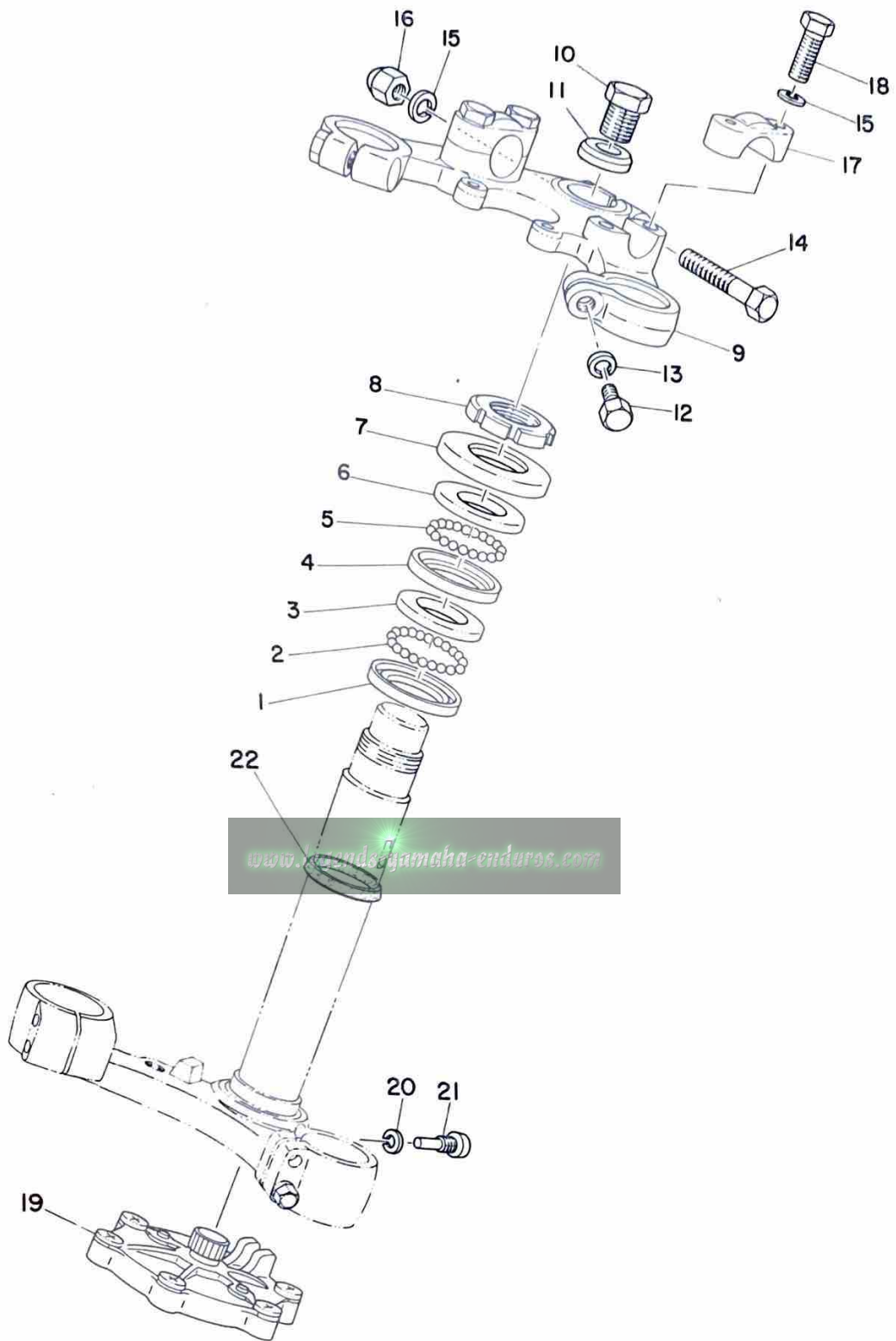


FRONT FORK

Ref. No.	Part No.	Description	Q'ty		Applicable Machine No.	Remarks
			AT2	CT2		
20-21	248-23111-01	. BOLT, cap	2	2		
20-22	248-23340-01-33	. UNDER BRACKET COMP. ..	1	1		
20-23	214-23318-00	. HOLDER, wire	1	1		
20-24	275-23346-60	. BOLT, under bracket	4	4		
20-25	92901-08100	. WASHER, spring	6	6		
20-26	214-23158-00	. PACKING	2	2		
20-27	91311-08020	. BOLT	2	2		
20-28	122-23129-00	. GASKET, drain plug	2	2		
20-29	122-23119-01	. PLUG, drain	2	2		
20-30	315-23167-50	. HOLDER	1	1		
20-31	98801-08100	. NUT	2	2		
20-32	256-85111-00	. REFLECTOR	2	2		
20-33	92901-05100	. WASHER, spring	2	2		
20-34	98801-05100	. NUT	2	2		
20-35	256-23162-60	. COVER, reflector stay	2	2		

www.legends-yamaha-enduros.com

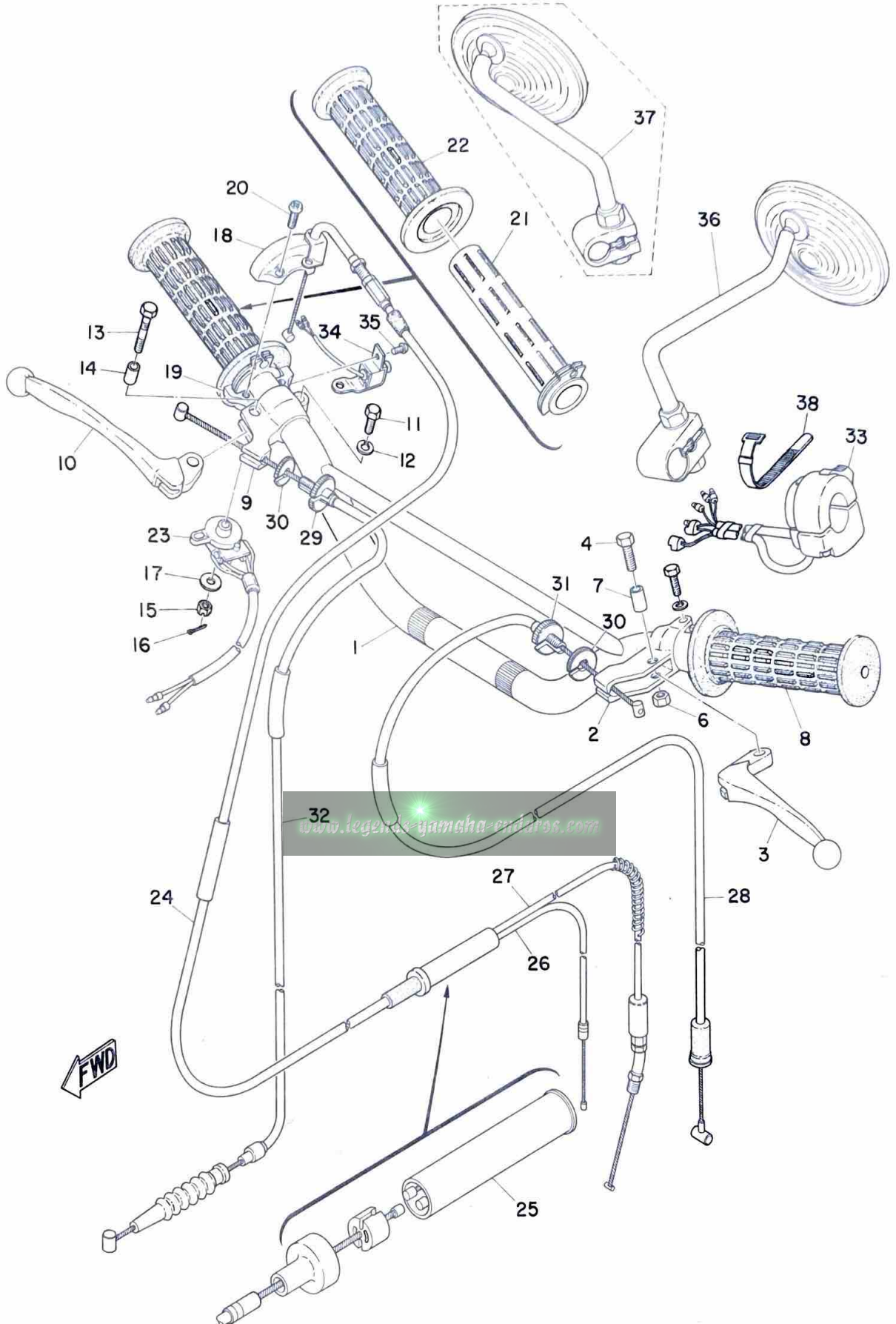
Fig. 21 STEERING



STEERING

Ref. No.	Part No.	Description	Q'ty		Applicable Machine No.	Remarks
			AT2	CT2		
21- 1	156-23411-00	RACE, ball 1	1	1		
21- 2	93501-04011	BALL (1/4")	19	19		
21- 3	156-23412-00	RACE, ball 2	1	1		
21- 4	122-23412-00	RACE, ball 2	1	1		
21- 5	93503-16010	BALL (3/16")	22	22		
21- 6	122-23411-00	RACE, ball 1	1	1		
21- 7	122-23416-00	COVER, ball race	1	1		
21- 8	137-23454-00	NUT, fitting	1	1		
21- 9	248-23435-03-33	CROWN, handle	1	1		
21-10	214-23451-10	BOLT, steering fitting	1	1		
21-11	214-23443-00	WASHER, crown	1	1		
21-12	91204-10030	BOLT	2	2		
21-13	92901-10100	WASHER, spring	2	2		
21-14	97104-08045	BOLT	1	1		
21-15	92901-08100	WASHER, spring	5	5		
21-16	98803-08700	NUT, crown	1	1		
21-17	214-23441-00	HOLDER, handle upper	2	2		
21-18	97204-08030	BOLT	4	4		
21-19	214-23490-00	OIL DAMPER ASS'Y	1	1		
21-20	92901-06100	WASHER, spring	1	1		
21-21	214-23492-00	BOLT	1	1		
21-22	164-23462-00	SEAL, dust	1	1		

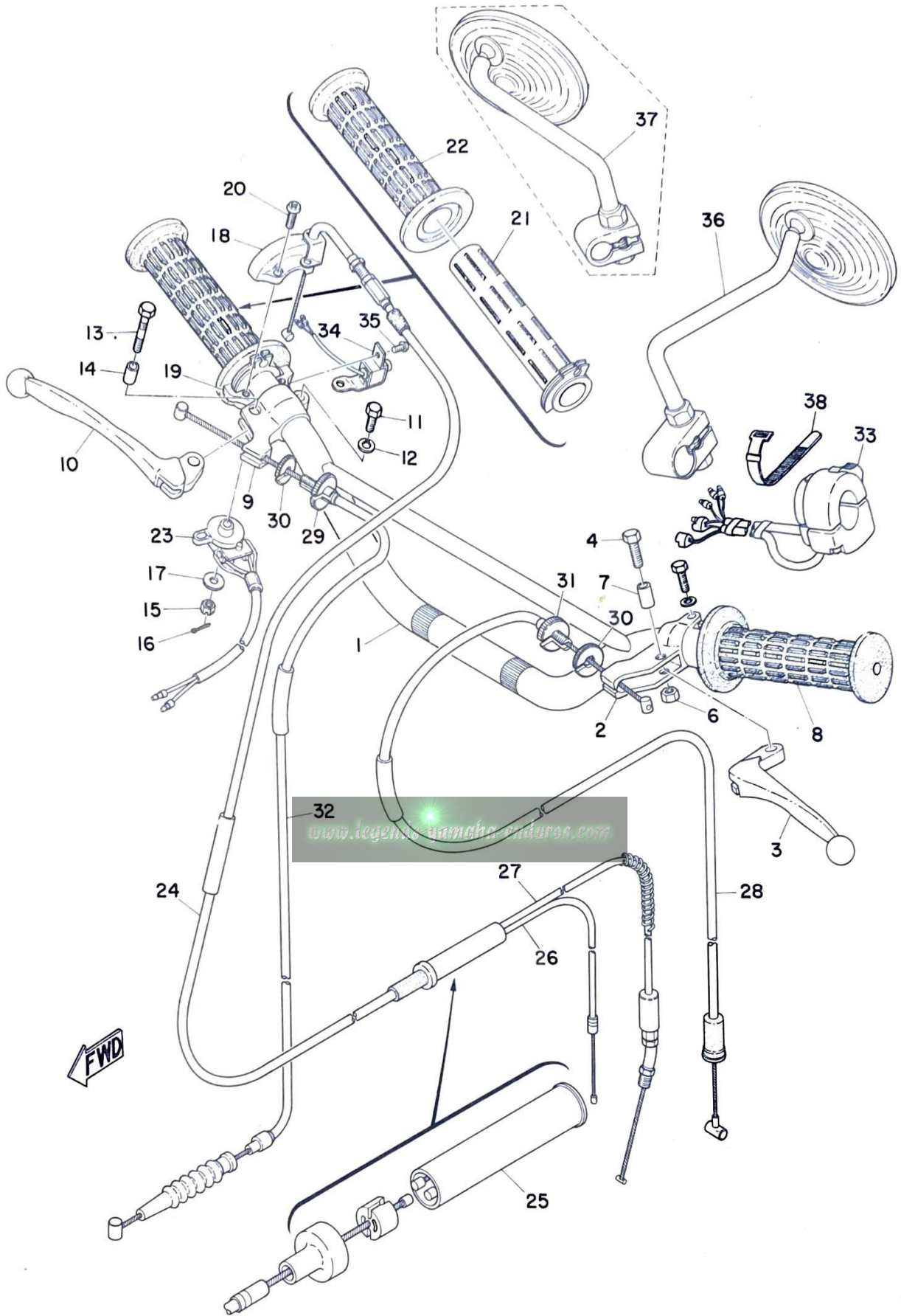
Fig. 22 HANDLE · WIRE



HANDLE · WIRE

Ref. No.	Part No.	Description	Q'ty		Applicable Machine No.	Remarks
			AT2	CT2		
22- 1	248-26111-01	HANDLE	1	1		
22- 0-1	214-82910-02	LEVER HOLDER ASS'Y , left	1	1		
22- 2	214-82911-01	. HOLDER, lever left	1	1		
22- 3	214-83912-00	. LEVER, left	1	1		
22- 4	91203-06020	. BOLT	2	2		
22- 5	92901-06100	. WASHER, spring	1	1		
22- 6	98801-06300	. NUT	1	1		
22- 7	214-83913-00	. COLLAR, lever	1	1		
22- 8	214-26241-00	GRIP, left	1	1		
22- 0-2	233-82920-32	LEVER HOLDER ASS'Y , right	1	1		
22- 9	233-82921-31	. HOLDER, lever right	1	1		
22-10	233-83922-30	. LEVER, right	1	1		
22-11	91203-06020	. BOLT	1	1		
22-12	92901-06100	. WASHER, spring	1	1		
22-13	233-83915-01	. SCREW, lever fitting	1	1		
22-14	214-83913-00	. COLLAR, lever	1	1		
22-15	98802-05500	. NUT, slotted	1	1		
22-16	91401-12015	. PIN, cotter	1	1		
22-17	92901-05200	. WASHER, plain	1	1		
22-18	214-26281-01	CAP, grip upper	1	1		
22-19	248-26282-00	CAP, grip under	1			
	214-26282-01	CAP, grip under		1		
22-20	98503-05018	SCREW, pan head	2	2		

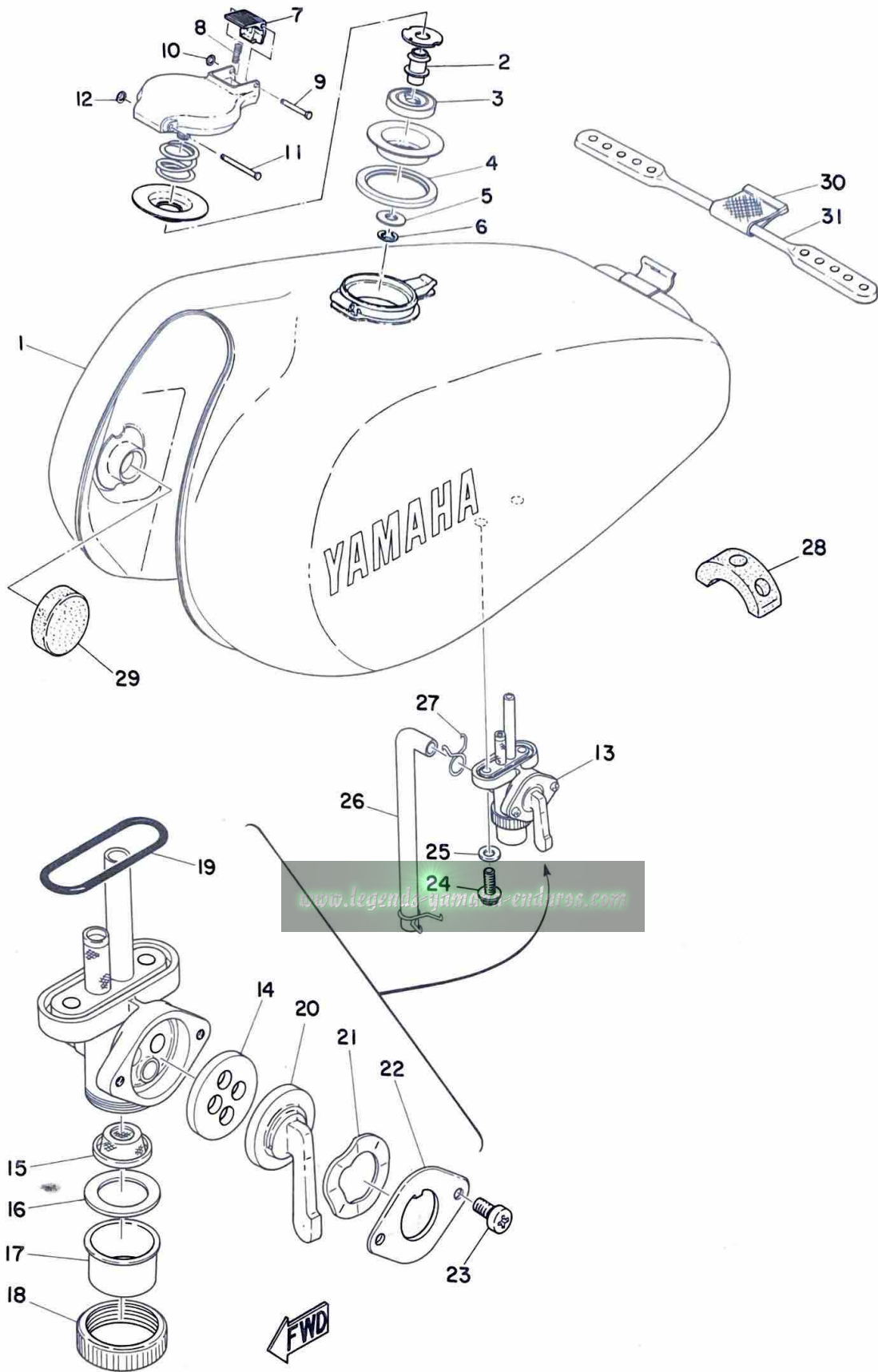
Fig. 22 HANDLE · WIRE



HANDLE · WIRE

Ref. No.	Part No.	Description	Q'ty		Applicable Machine No.	Remarks
			AT2	CT2		
22-21	214-26243-00	TUBE, guide	1	1		
22-22	214-26242-00	GRIP, right	1	1		
22-23	233-83980-30	FRONT STOP SWITCH ASS'Y	1	1		
22-24	248-26311-01	WIRE, throttle 1	1	1		
22-25	214-26261-00	CYLINDER, wire	1	1		
22-26	248-26312-00	WIRE, throttle 2	1	1		
22-27	248-26321-00	WIRE, pump	1	1		
22-28	248-26335-00	WIRE, clutch	1	1		
22-29	214-26346-00	BOLT, adjusting	1	1		
22-30	168-26344-00	NUT, adjusting	2	2		
22-31	214-26337-00	BOLT, adjusting	1	1		
22-32	248-26341-00	WIRE, brake	1	1		
22-33	233-83973-00	SWITCH, handle 3	1	1		
23-34	261-83976-00	SWITCH, handle 1	1			
22-35	98503-03005	SCREW, pan head	2			
		www.legends-yamaha-enduros.com				
22-36	253-26290-10	BACK MIRROR ASS'Y, left	1	1		
22-37	253-26290-00	BACK MIRROR ASS'Y, right	1	1		Alternate Parts
22-38	168-83936-01	BAND, switch cord	2	2		

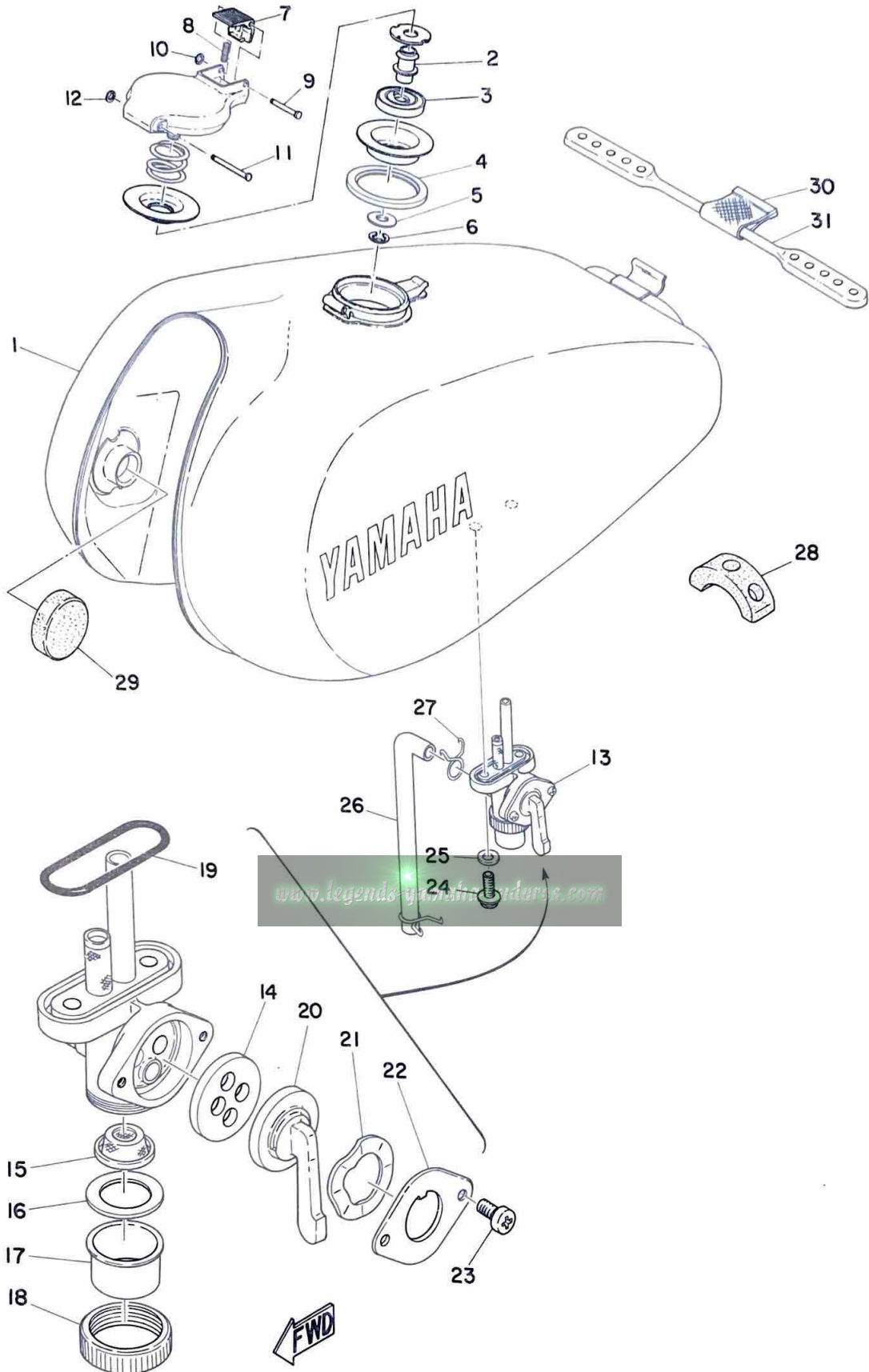
Fig. 23 FUEL TANK



FUEL TANK

Ref. No.	Part No.	Description	Q'ty		Applicable Machine No.	Remarks
			AT2	CT2		
23- 1	315-24110-00-71	FUEL TANK COMP.	1			Mandarin Orange
	315-24110-00-63	FUEL TANK COMP.		1		Brilliant Red
23- 0-1	308-24610-00	CAP ASS'Y	1	1		
23- 2	308-24642-00	. GASKET, cap 2	1	1		
23- 3	308-24641-00	. GASKET, cap 1	1	1		
23- 4	308-24612-00	. PACKING, cap	1	1		
23- 5	92901-08200	. WASHER, plain	1	1		
23- 6	93430-06005	. CIRCLIP (E-6)	1	1		
23- 7	308-24628-00	. HOOK	1	1		
23- 8	308-24637-00	. SPRING, hook	1	1		
23- 9	308-24624-00	. PIN 2	1	1		
23-10	93430-02001	. CIRCLIP (E-2)	1	1		
23-11	308-24623-00	PIN 1	1	1		
23-12	93430-02001	CIRCLIP (E-2)	1	1		
23-13	214-24500-01	FUEL COCK ASS'Y	1	1		
23-14	214-24523-00	. VALVE	1	1		
23-15	214-24515-00	. NET, filter	1	1		
23-16	214-24522-00	. GASKET, filter	1	1		
23-17	214-24521-00	. CUP, filter	1	1		
23-18	214-24542-00	. NUT, ring	1	1		
23-19	214-24512-00	. GASKET, body	1	1		
23-20	214-24524-00	. LEVER, cock	1	1		
23-21	137-24518-00	. WASHER, wave	1	1		
23-22	214-24525-00	. PLATE, lever fitting	1	1		

Fig. 23 FUEL TANK

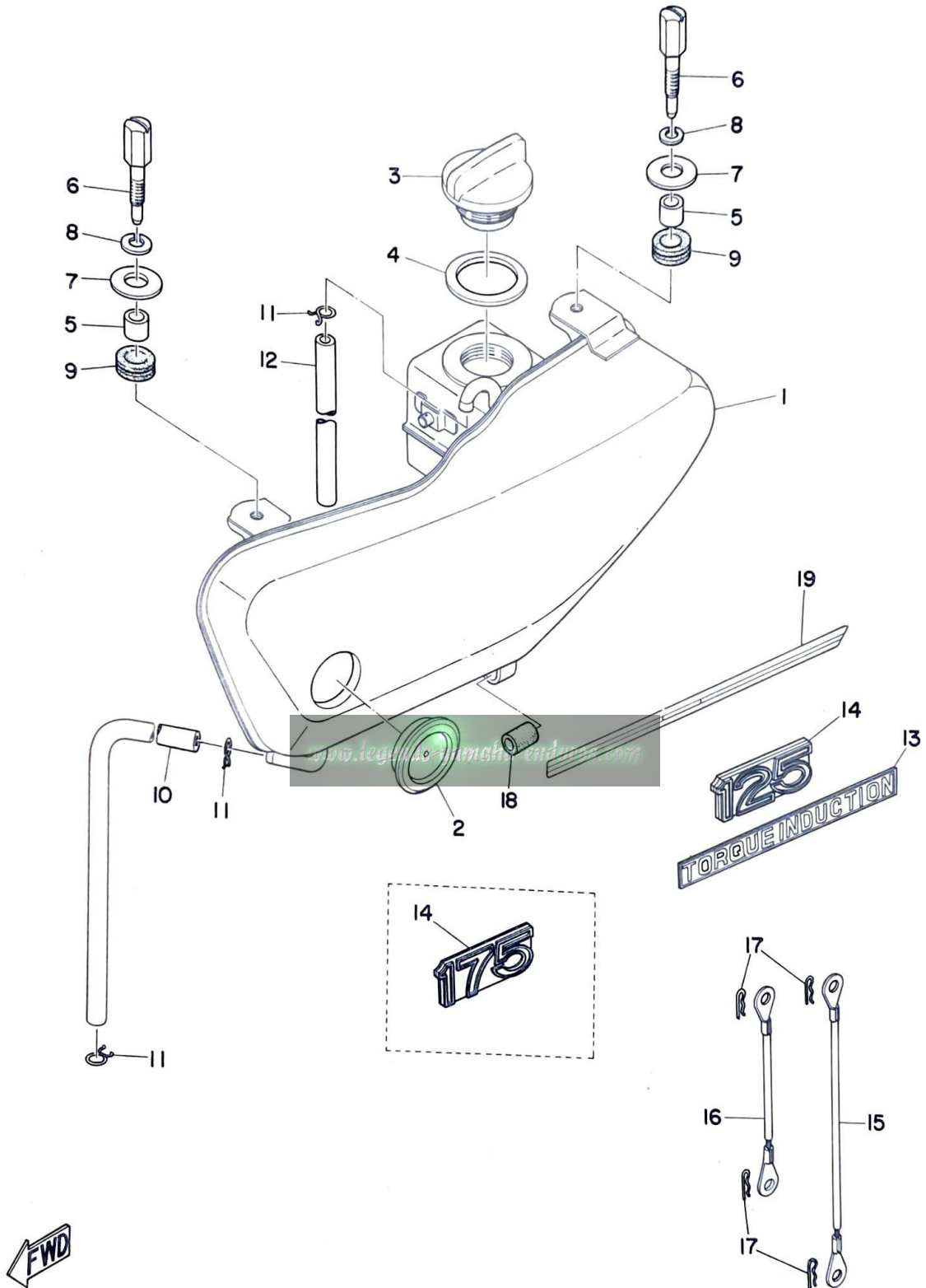


FUEL TANK

Ref. No.	Part No.	Description	Q'ty		Applicable Machine No.	Remarks
			AT2	CT2		
23-23	214-24535-00	. SCREW, lever fitting	2	2		
23-24	256-24143-00	BOLT, cock fitting	2	2		
23-25	178-14766-00	WASHER, protector (6.2-12-1.5)	2	2		
23-26	214-24311-00	PIPE, fuel	1	1		
23-27	143-24356-00	CLIP, pipe	2	2		
23-28	248-24183-00	DAMPER, locating 3	1	1		
23-29	156-24181-00	DAMPER, locating 1	2	2		
23-30	214-24173-00	BAND, tank fitting	1	1		
23-31	248-24173-00	BAND, tank fitting	1	1		

www.legends-yamaha-enduros.com

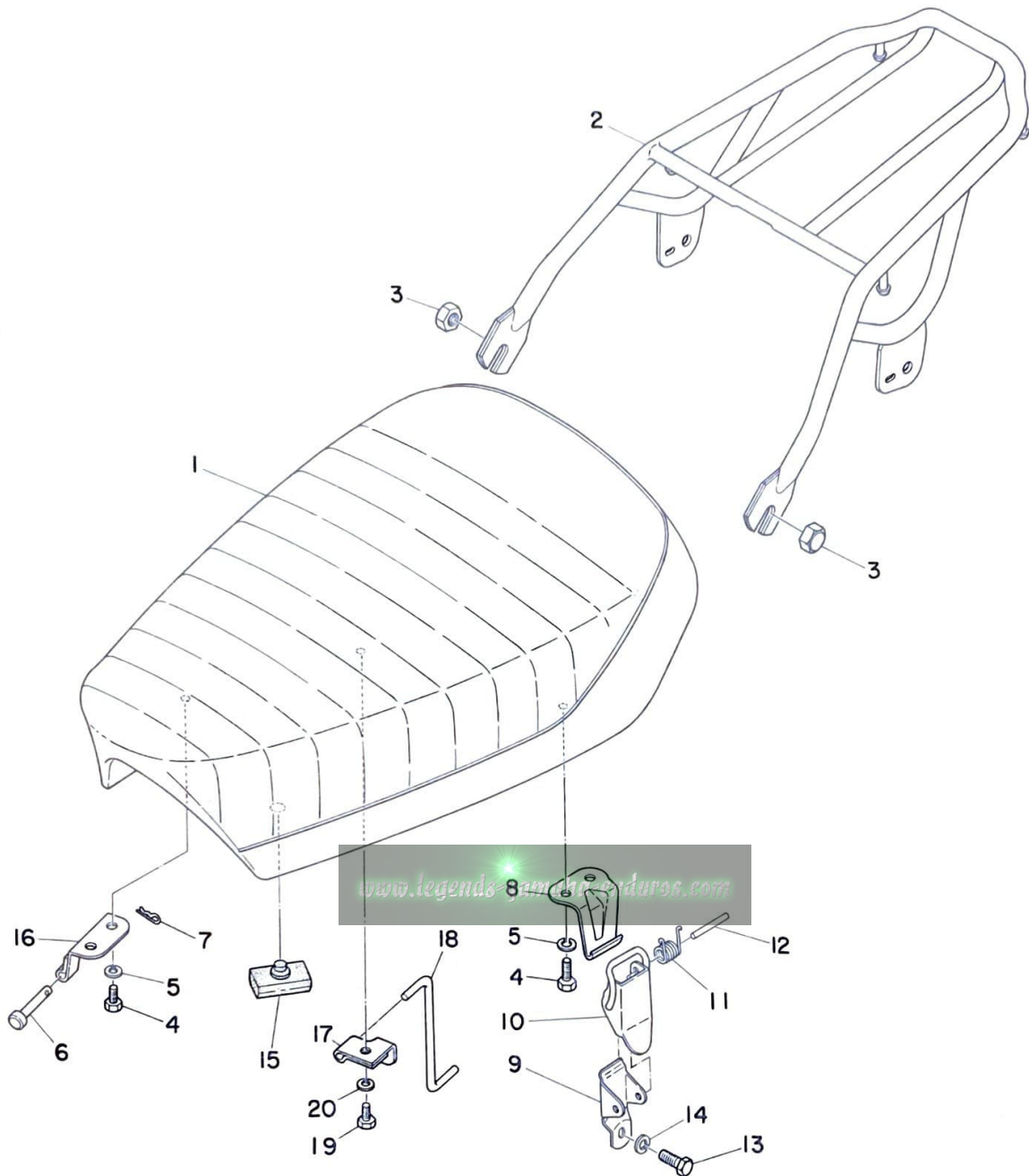
Fig. 24 OIL TANK



OIL TANK

Ref. No.	Part No.	Description	Q'ty		Applicable Machine No.	Remarks
			AT2	CT2		
24- 1	315-21705-01-71	OIL TANK ASS'Y	1			Mandarin Orange
	315-21705-01-63	OIL TANK ASS'Y		1		Brilliant Red
24- 2	214-21761-00	. GAUGE, level	1	1		
24- 3	214-21771-00	CAP, oil tank	1	1		
24- 4	214-21772-00	GASKET, cap	1	1		
24- 5	214-21633-00	COLLAR, fender mount (7-10-7)	2	2		
24- 6	248-21712-00	BOLT, special	2			
	92501-06025	SCREW, pan head		2		
24- 7	116-28324-00	WASHER, leg shield (6.5-20-1.6)	2	2		
24- 8	92901-06100	WASHER, spring	2	2		
24- 9	214-21717-00	DAMPER, battery box	2	2		
24-10	248-21766-00	PIPE, oil (5-420)	1	1		
24-11	101-24356-00	CLIP, pipe	3	3		
24-12	248-21745-00	PIPE, oil tank breather	1	1		
24-13	308-21787-00	EMBLEM, torque induction	1	1		
24-14	317-21786-01-71	EMBLEM, 125	1			Mandarin Orange
	315-21786-01-63	EMBLEM, 175		1		Brilliant Red
24-15	248-21775-00	BAND, tank fitting	1			
24-16	261-21775-00	BAND, tank fitting	1			
24-17	156-83525-00	CLIP	4			
24-18	214-21779-00	DAMPER, oil tank (5.5-10-15)	1	1		
24-19	315-21799-00-36	GRAPHIC, oil tank	1	1		White
	315-21799-00-33	GRAPHIC, oil tank	1			Yamaha Black

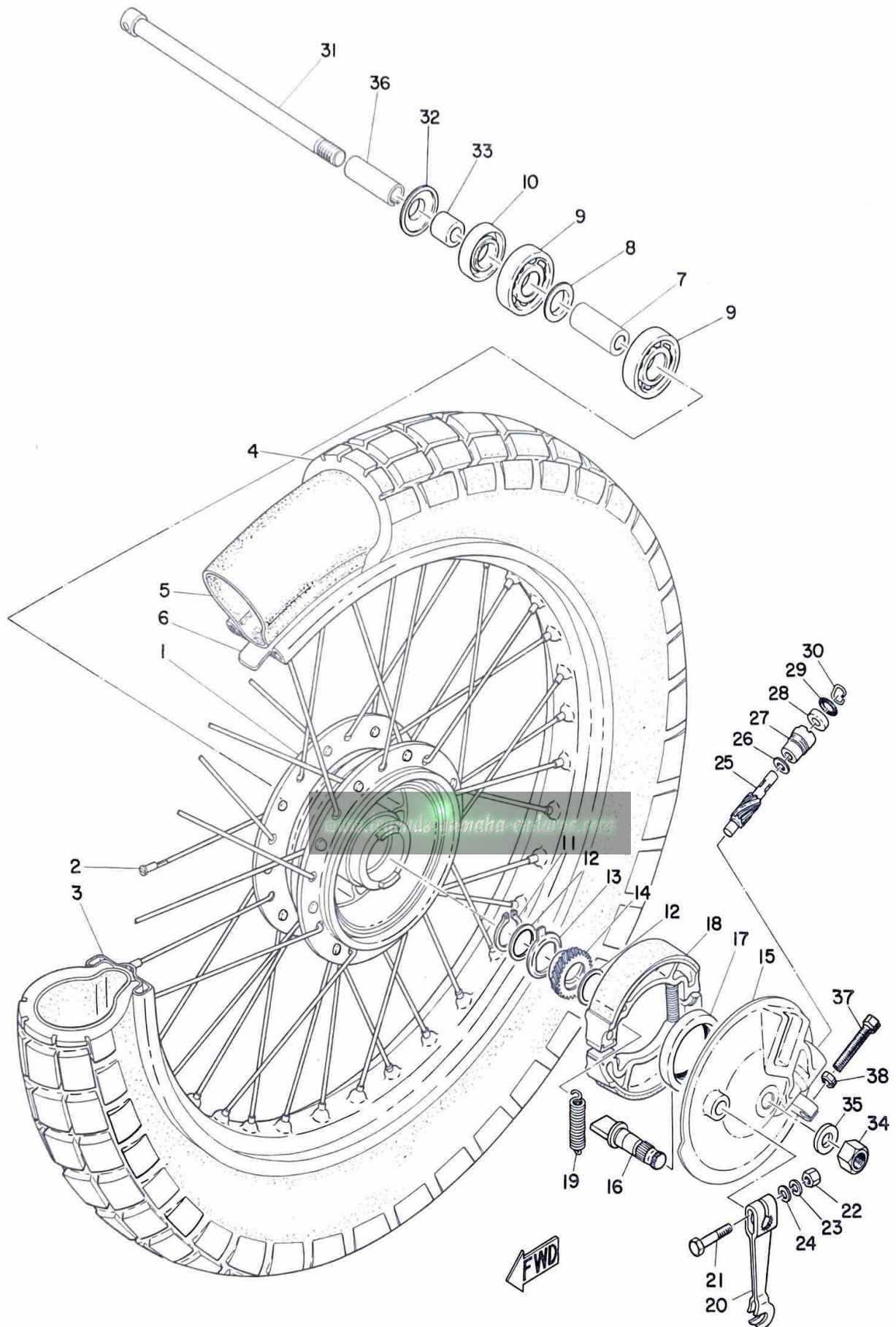
Fig. 25 SEAT · CARRIER



SEAT · CARRIER

Ref. No.	Part No.	Description	Q'ty		Applicable Machine No.	Remarks
			AT2	CT2		
25- 1	314-24710-00	SINGLE SEAT ASS'Y	1	1		
25- 1-1	314-24711-00	. COVER, single seat	1	1		
25- 2	261-24810-00	SUB-CARRIER ASS'Y	1	1		
25- 3	92801-10700	NUT, crown	2	2		
25- 4	91201-06012	BOLT	6	6		
25- 5	92901-06100	WASHER, spring	6	6		
25- 6	91501-05055	PIN, clevis	2	2		
25- 7	156-83525-00	CLIP	2	2		
25- 8	214-24728-00-33	BRACKET, seat	1	1		
25- 9	214-24718-00	BRACKET, seat under	1	1		
25-10	214-24776-00-33	LEVER, seat	1	1		
25-11	214-24758-00	SPRING, seat	1	1		
25-12	214-24727-00	PIN, seat fitting	1	1		
25-13	91201-06010	BOLT	1	1		
25-14	92902-06200	WASHER, plain	1	1		
25-15	214-24724-00	DAMPER, seat	3	2		
25-16	315-24726-00	HINGE, seat	2	2		
25-17	276-24748-00	BRACKET, seat stopper	1	1		
25-18	276-24768-00	STOPPER, seat	1	1		
25-19	91202-06012	BOLT	1	1		
25-20	92902-06100	WASHER, spring	1	1		

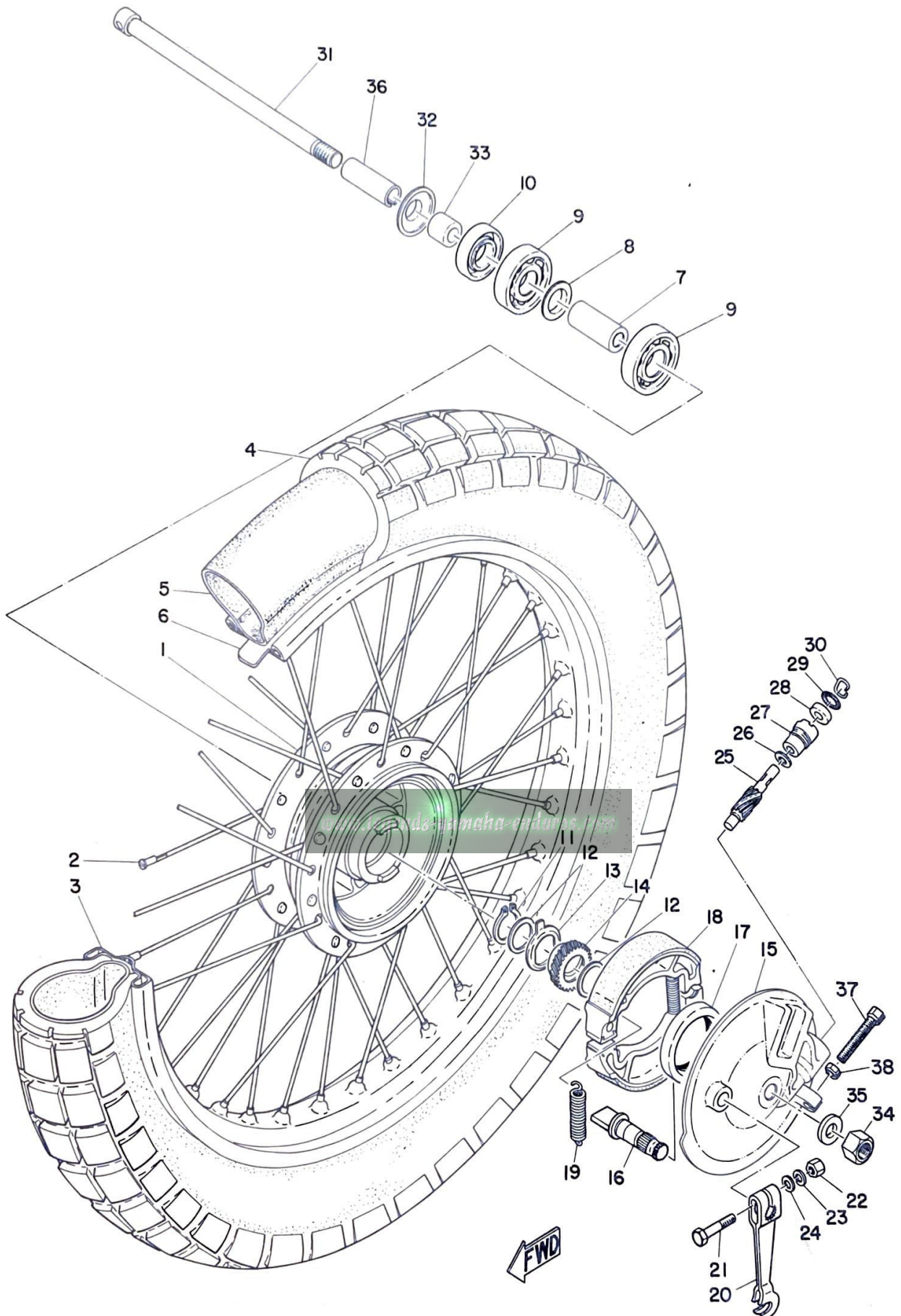
Fig. 26 FRONT WHEEL



FRONT WHEEL

Ref. No.	Part No.	Description	Q'ty		Applicable Machine No.	Remarks
			AT2	CT2		
26- 1	248-25111-00	HUB	1	1		
26- 2	248-25104-00	SPOKE SET	1s	1s		
26- 3	94414-18007	RIM (1.40-18)	1			
	94416-18046	RIM (1.60A-18)		1		
26- 4	94130-18073	TIRE, front (3.00-18-4PR)	1			
	94132-18074	TIRE, front (3.25-18-4PR)		1		
26- 5	94230-18012	TUBE (3.00-18)	1			
	94232-18020	TUBE (3.25-18)		1		
26- 6	94330-18010	BAND, rim (3.00-18)	1			
	94332-18016	BAND, rim (3.25-18)		1		
26- 7	183-25117-00	SPACER, bearing	1	1		
26- 8	109-25315-00	FLANGE, spacer	1	1		
26- 9	93306-30103	BEARING (6301Z)	2	2		
26-10	93102-18008	OIL SEAL (SD-18-37-8)	1	1		
26-11	93410-20009	CIRCLIP (S-20)	1	1		
26-12	183-25147-00	WASHER, thrust 2 (20.5-26-1)	2	2		
26-13	183-25149-00	CLUTCH, meter	1	1		
26-14	248-25135-00	GEAR, drive	1			
	301-25135-00	GEAR, drive		1		
26-15	315-25121-00	PLATE, brake shoe	1	1		
26-16	122-25351-01	CAM SHAFT	1	1		
26-17	93105-47007	OIL SEAL (SDD-47-58-7)	1	1		
26-18	122-25330-00	BRAKE SHOE COMP.	2	2		
26-19	102-25333-00	SPRING, return	2	2		
26-20	137-25155-00	LEVER, cam shaft	1	1		

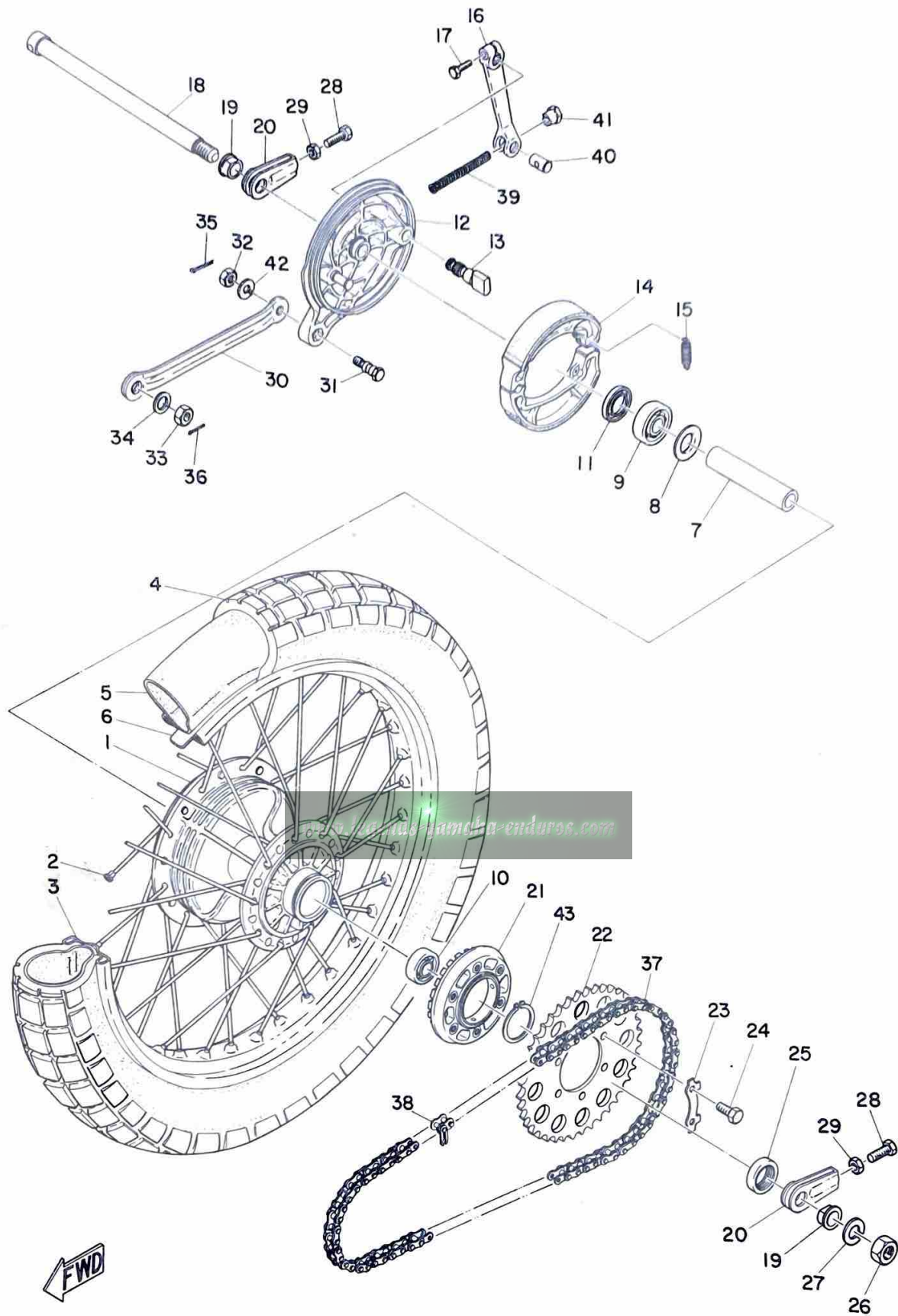
Fig. 26 FRONT WHEEL



FRONT WHEEL

Ref. No.	Part No.	Description	Q'ty		Applicable Machine No.	Remarks
			AT2	CT2		
26-21	91201-06030	BOLT	1	1		
26-22	98801-06100	NUT	1	1		
26-23	92901-06100	WASHER, spring	1	1		
26-24	92901-06200	WASHER, plain	1	1		
26-25	214-25138-00	GEAR, meter	1			
	301-25138-00	GEAR, meter		1		
26-26	183-25146-00	WASHER, thrust 1 (7-12-0.8)	1	1		
26-27	109-25136-00	BUSHING	1	1		
26-28	93104-07003	OIL SEAL (SO-7-14-4)	1	1		
26-29	93210-14104	O-RING (2.4-13.8)	1	1		
26-30	102-25137-00	RING, stop (18φ)	1	1		
26-31	315-25181-00	SHAFT, wheel	1	1		
26-32	183-25118-00	COVER, hub dust	1	1		
26-33	183-25183-00	COLLAR, wheel shaft	1	1		
26-34	98801-12200	NUT	1	1		
26-35	92901-12200	WASHER, plain	1	1		
26-36	315-25186-00	COLLAR	1	1		
26-37	109-26345-00	BOLT, wire adjusting	1	1		
26-38	109-26344-00	NUT, wire adjusting	1	1		

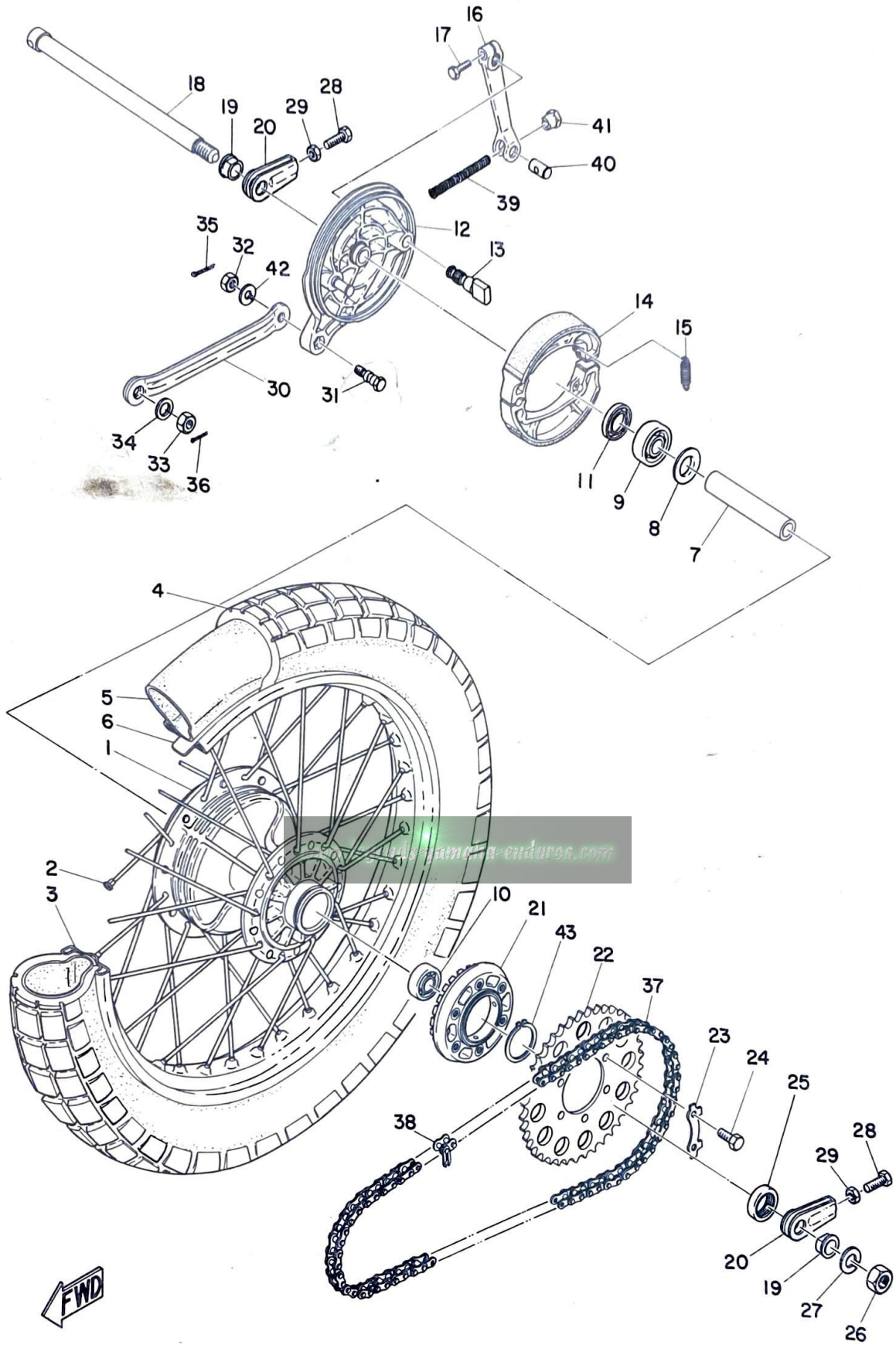
Fig. 27 REAR WHEEL



REAR WHEEL

Ref. No.	Part No.	Description	Q'ty		Applicable Machine No.	Remarks
			AT2	CT2		
27- 1	248-25311-00	HUB	1	1		
27- 2	248-25304-00	SPOKE SET	1s	1s		
27- 3	94416-18040	RIM (1.60A-18)	1			
	94418-18045	RIM (1.85B-18)		1		
27- 4	94132-18074	TIRE, rear (3.25-18-4PR)	1			
	94135-18079	TIRE, rear (3.50-18-4PR)		1		
27- 5	94232-18020	TUBE (3.25-18)	1			
	94235-18022	TUBE (3.50-18)		1		
27- 6	94332-18016	BAND, rim (3.25-18)	1			
	94335-18018	BAND, rim (3.50-18)		1		
27- 7	248-25317-00	SPACER, bearing	1	1		
27- 8	148-25115-00	FLANGE, spacer	1	1		
27- 9	93306-20201	BEARING (6202)	1	1		
27-10	93306-30203	BEARING (6302Z)	1	1		
27-11	93106-26005	OIL SEAL (DD-26-42-8)	1	1		
27-12	248-25321-00	PLATE, brake shoe	1	1		
27-13	248-25351-00	CAM SHAFT	1	1		
27-14	183-25330-00	BRAKE SHOE COMP.	2	2		
27-15	183-25333-00	SPRING, return	2	2		
27-16	214-25355-00	LEVER, cam shaft	1	1		
27-17	91201-06020	BOLT	1	1		
27-18	248-25381-00	SHAFT, wheel	1	1		
27-19	248-25377-00	COLLAR, shaft	2	2		
27-20	248-25388-00	PULLER, chain	2	2		

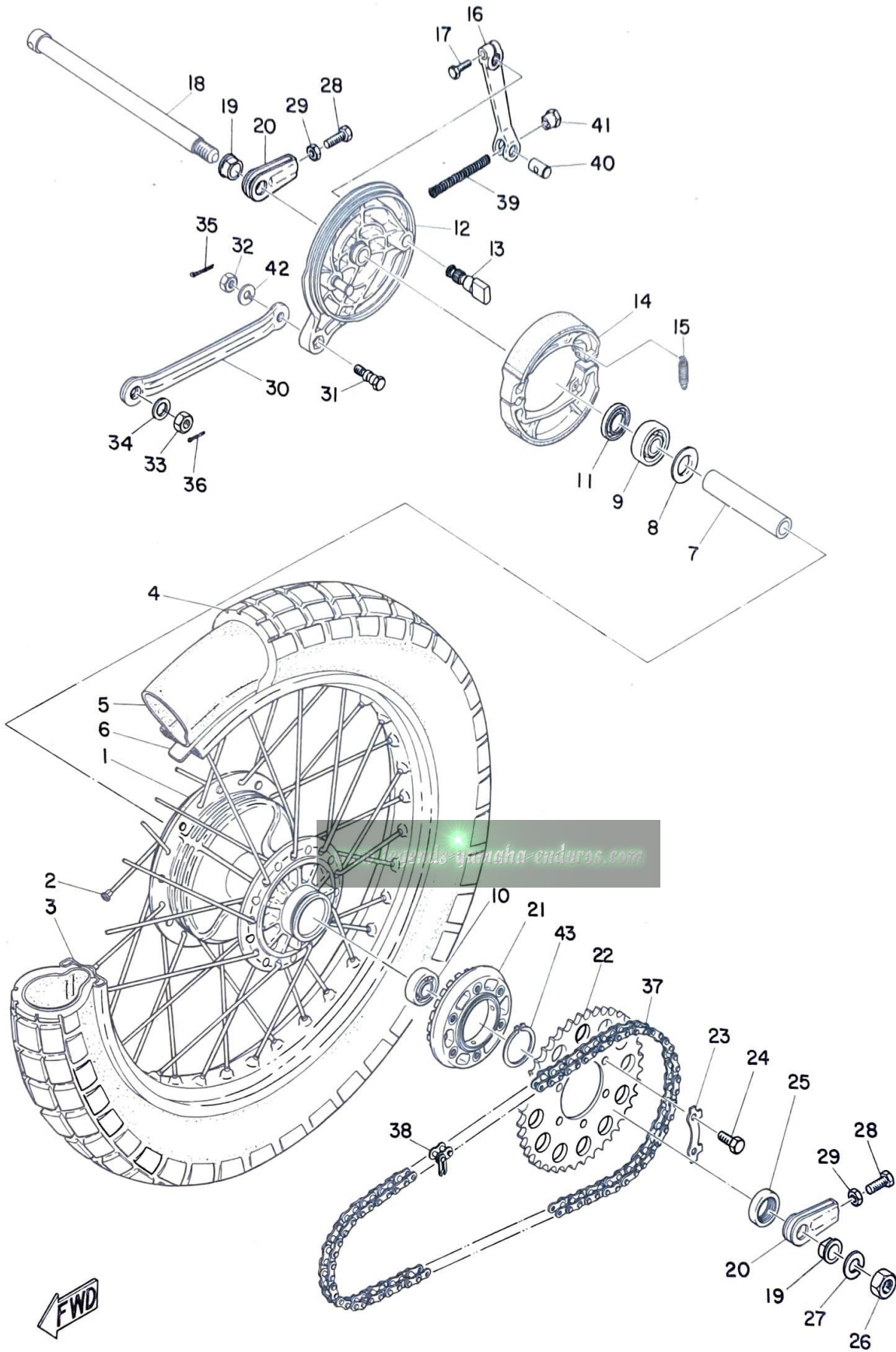
Fig. 27 REAR WHEEL



REAR WHEEL

Ref. No.	Part No.	Description	Q'ty		Applicable Machine No.	Remarks		
			AT2	CT2				
27-21	248-25366-00	CLUTCH, hub	1	1				
27-22	248-25443-10	GEAR, sprocket wheel (43-T)	}	U.R U.R		STD (AT2, CT2)		
	248-25445-10	GEAR, sprocket wheel (45-T)					1	1
	248-25447-10	GEAR, sprocket wheel (47-T)						
27-23	214-25412-00	WASHER, lock	3	3				
27-24	97101-08012	BOLT	6	6				
27-25	93104-22018	OIL SEAL (SO-22-35-5)	1	1				
27-26	98801-14200	NUT	1	1				
27-27	92901-14100	WASHER, spring	1	1				
27-28	168-25379-00	BOLT, chain puller	2	2				
27-29	98803-08300	NUT	2	2				
27-30	248-25371-00	BAR, tension	1	1				
27-31	109-25373-00	BOLT, tension bar	1	1				
27-32	98801-08300	NUT	1	1				
27-33	92801-10300	NUT	1	1				
27-34	92901-10200	WASHER, plain	1	1				
27-35	91401-20012	PIN, cotter	1	1				
27-36	91401-25018	PIN, cotter	1	1				
27-37	94524-28112	CHAIN (428H-112P)	1	1				
27-38	94624-28001	JOINT, chain	1	1				
27-39	180-27236-00	SPRING, rod	1	1				
27-40	156-27237-00	PIN, clevis	1	1				

Fig. 27 REAR WHEEL

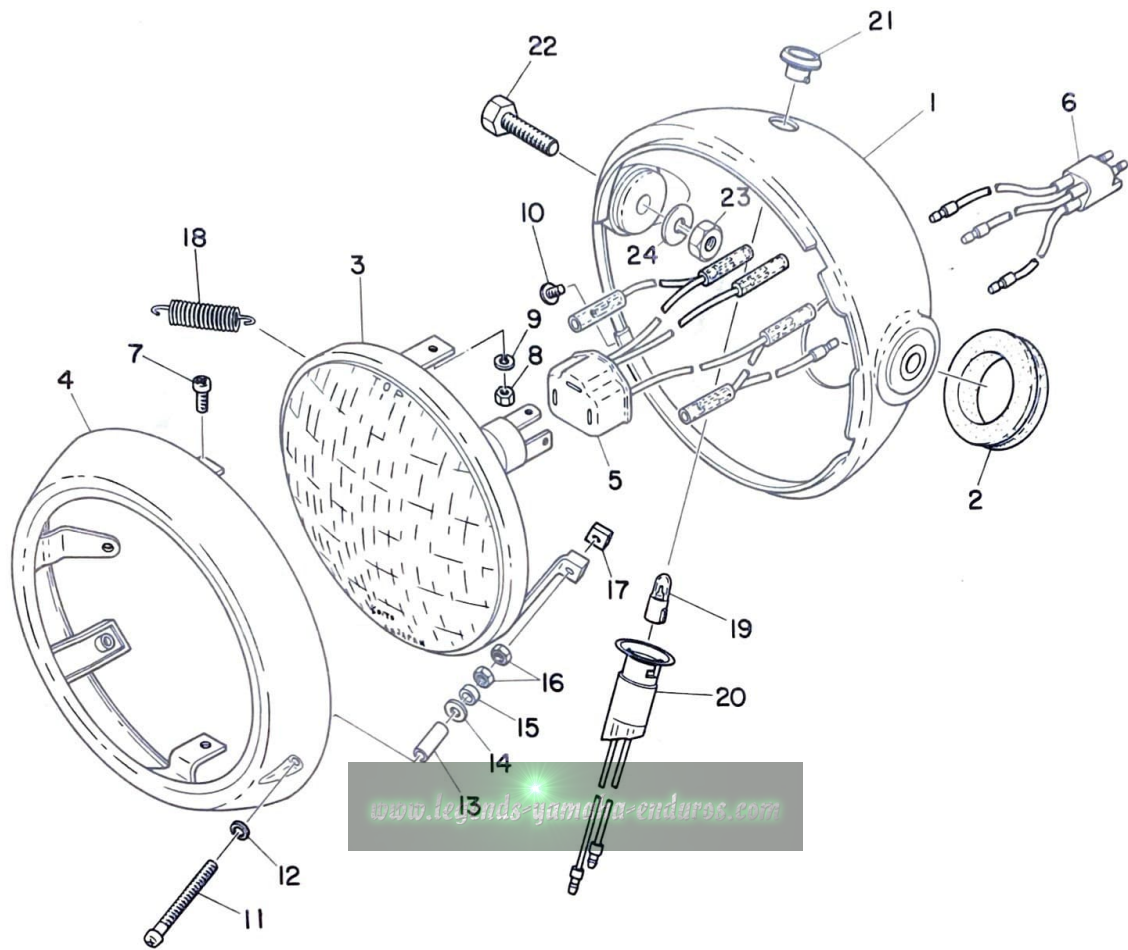


REAR WHEEL

Ref. No.	Part No.	Description	Q'ty		Applicable Machine No.	Remarks
			AT2	CT2		
27-41	206-27238-00	NUT, adjusting	1	1		
27-42	92901-08100	WASHER, spring	1	1		
27-43	93410-52020	CIRCLIP (S-52)	1	1		

www.legends-yamaha-enduros.com

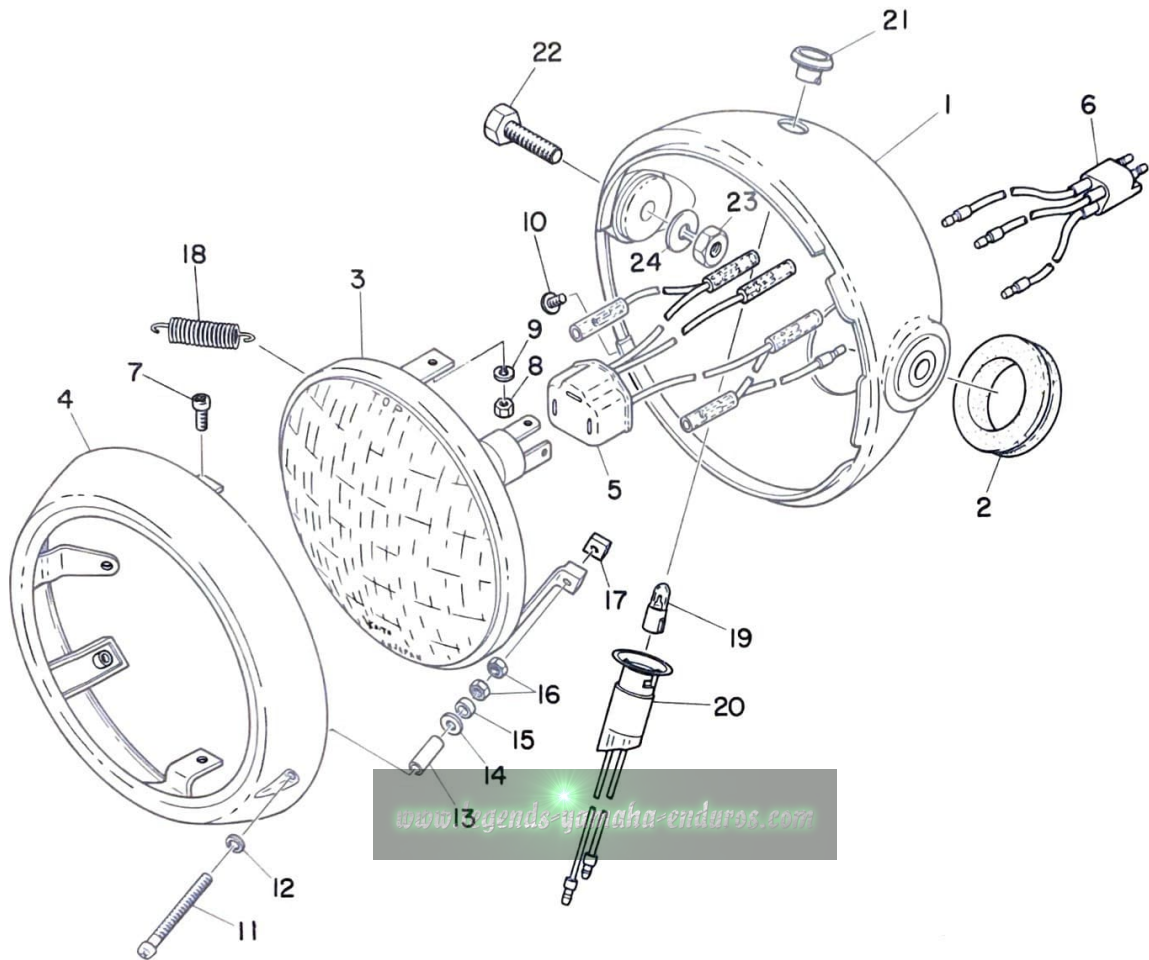
Fig. 28 HEAD LAMP (AT2)



HEAD LAMP (AT2)

Ref. No.	Part No.	Description	Q'ty AT2 CT2	Applicable Machine No.	Remarks
28- 1	261-84330-60-71	BODY ASS'Y	1		Mandarin Orange
28- 2	214-84153-60	. GROMMET	1		
28- 0-1	261-84310-61	HEAD LAMP UNIT ASS'Y	1		
28- 3	261-84320-61	. LENS ASS'Y	1		
28- 4	261-84315-61	. RIM, head lamp	1		
28- 5	261-84312-61	. SOCKET	1		
28- 6	214-84159-61	. CORD, head lamp	1		
28- 7	98501-04010	. SCREW, pan head	2		
28- 8	802-84126-00	. NUT	2		
28- 9	92901-04100	. WASHER, spring	2		
28-10	195-84325-00	. SCREW, rim fitting	1		
28-11	198-84331-60	. SCREW, rim adjuster	1		
28-12	233-84127-60	. WASHER, special	1		
28-13	233-84133-60	. COLLAR, adjust screw	1		
28-14	92901-04200	. WASHER, plain	1		
28-15	132-84328-60	. SPACER	1		
28-16	802-84126-00	. NUT	2		
28-17	198-84334-60	. NUT, adjust	1		
28-18	132-84335-60	. SPRING, lens adjust	1		
28- 0-2	256-84301-61	PILOT LAMP ASS'Y	1		
28-19	256-84347-00	. BULB, pilot (12V 2W)	1		
28-20	256-84350-61	. SOCKET CORD ASS'Y	1		
28-21	256-84357-61	. BODY, pilot lamp	1		
28-22	97204-08025	BOLT	2		

Fig. 28 HEAD LAMP (AT2)

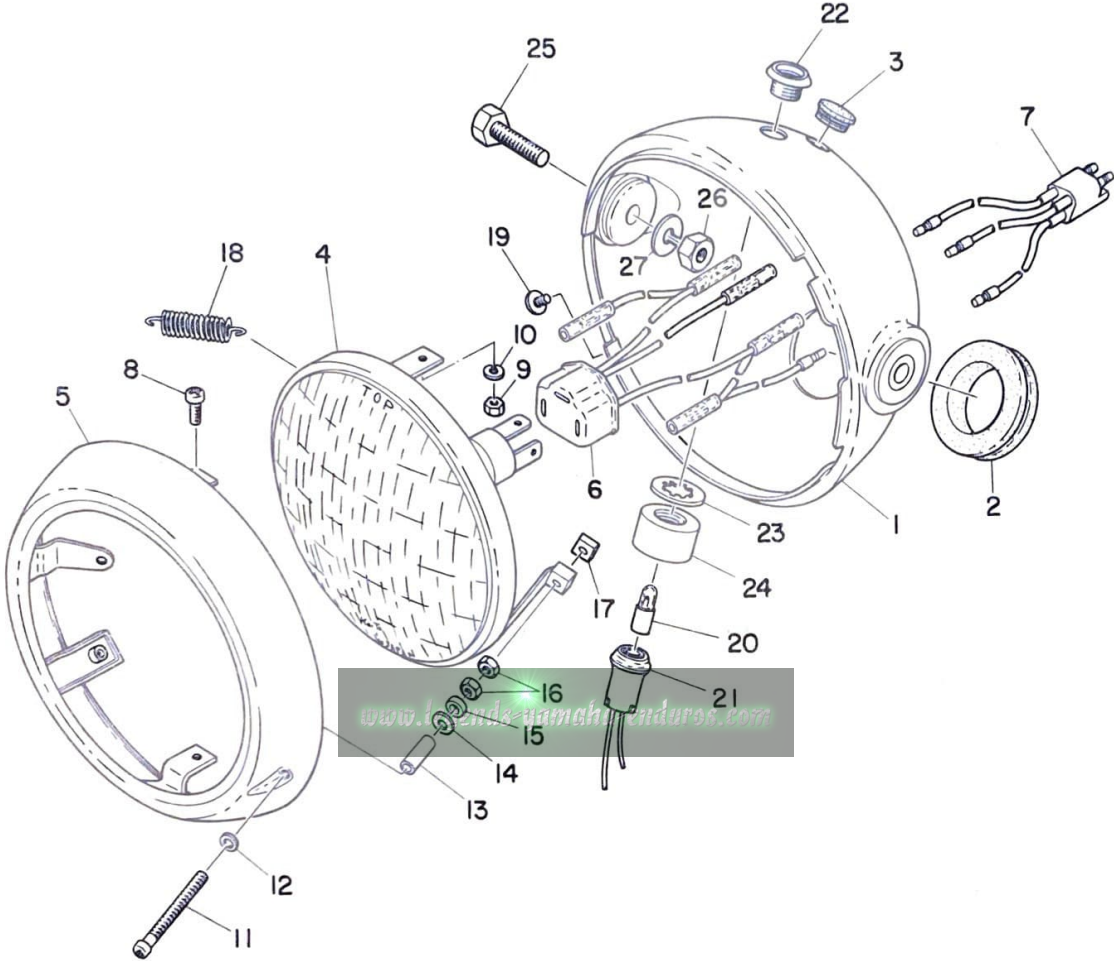


HEAD LAMP (AT2)

Ref. No.	Part No.	Description	Q'ty		Applicable Machine No.	Remarks
			AT2	CT2		
28-23	98801-08100	NUT		2		
28-24	92901-08100	WASHER, spring		2		

www.legends-yamaha-enduros.com

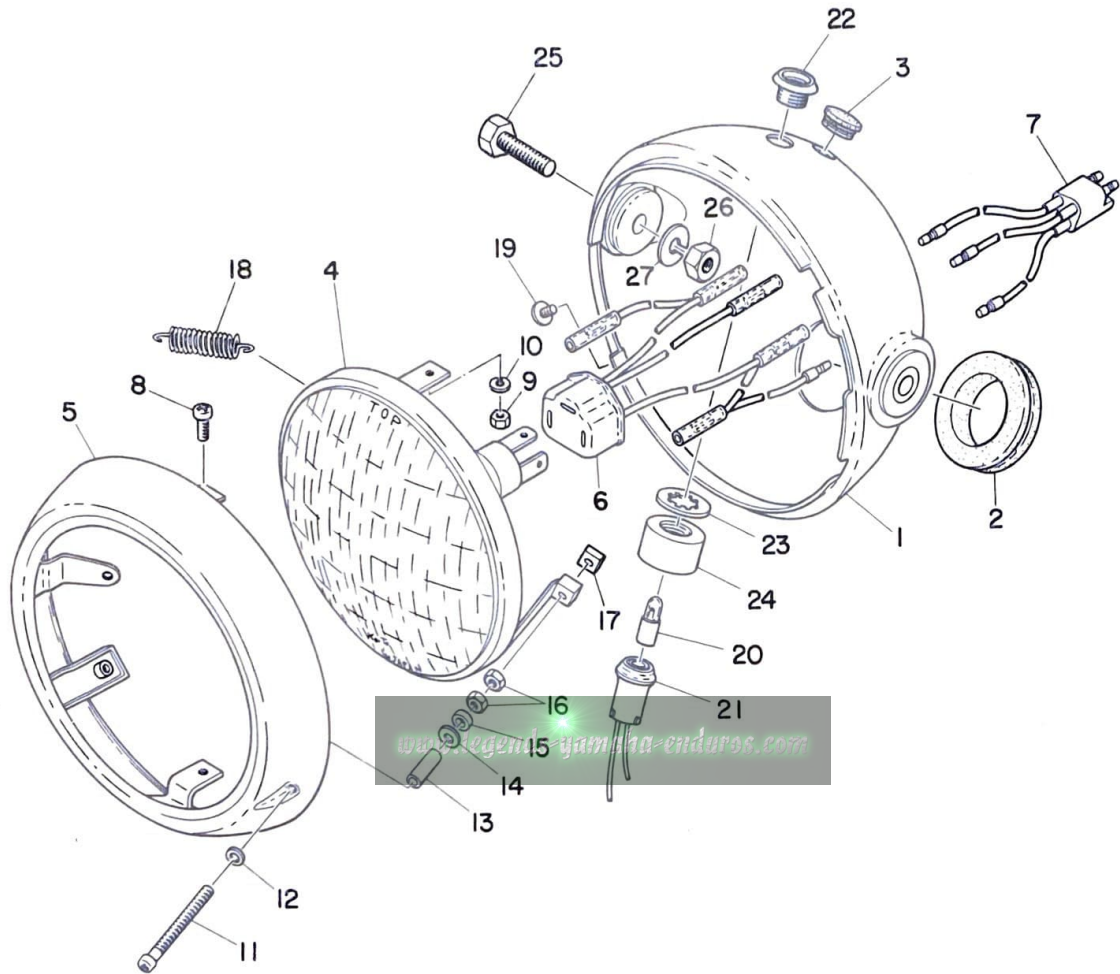
Fig. 29 HEAD LAMP (CT2)



HEAD LAMP (CT2)

Ref. No.	Part No.	Description	Q'ty		Applicable Machine No.	Remarks
			AT2	CT2		
29- 1	214-84130-61-63	BODY ASS'Y		1		Brilliant Red
29- 2	214-84153-60	. GROMMET		1		
29- 3	214-84154-60	. GROMMET		1		
29- 0-1	251-84110-61	HEAD LAMP UNIT ASS'Y		1		
29- 4	251-84120-61	. LENS ASS'Y		1		
29- 5	233-84115-60	. RIM, head lamp		1		
29- 6	261-84312-61	. SOCKET		1		
29- 7	214-84159-61	. CORD, head lamp		1		
29- 8	98501-05012	. SCREW, pan head		2		
29- 9	98801-05200	. NUT		2		
29-10	92901-05100	. WASHER, spring		2		
29-11	214-84131-61	. SCREW, rim adjuster		1		
29-12	233-84127-60	. WASHER, speical		1		
29-13	233-84133-60	. COLLAR, adjust screw		1		
29-14	92901-04200	. WASHER, plain		1		
29-15	132-84328-60	. SPACER		1		
29-16	802-84126-00	. NUT		2		
29-17	198-84334-60	. NUT, adjust		1		
29-18	132-84335-60	. SPRING, lens adjust		1		
29-19	195-84325-00	. SCREW, rim fitting		1		
29- 0-2	214-84101-60	PILOT LAMP ASS'Y		1		
29-20	104-83517-10	. BULB, pilot (6V 1.5W)		1		
29-21	214-84150-60	. SOCKET CORD ASS'Y		1		
29-22	214-84157-60	. BODY, highbeam		1		

Fig. 29 HEAD LAMP (CT2)

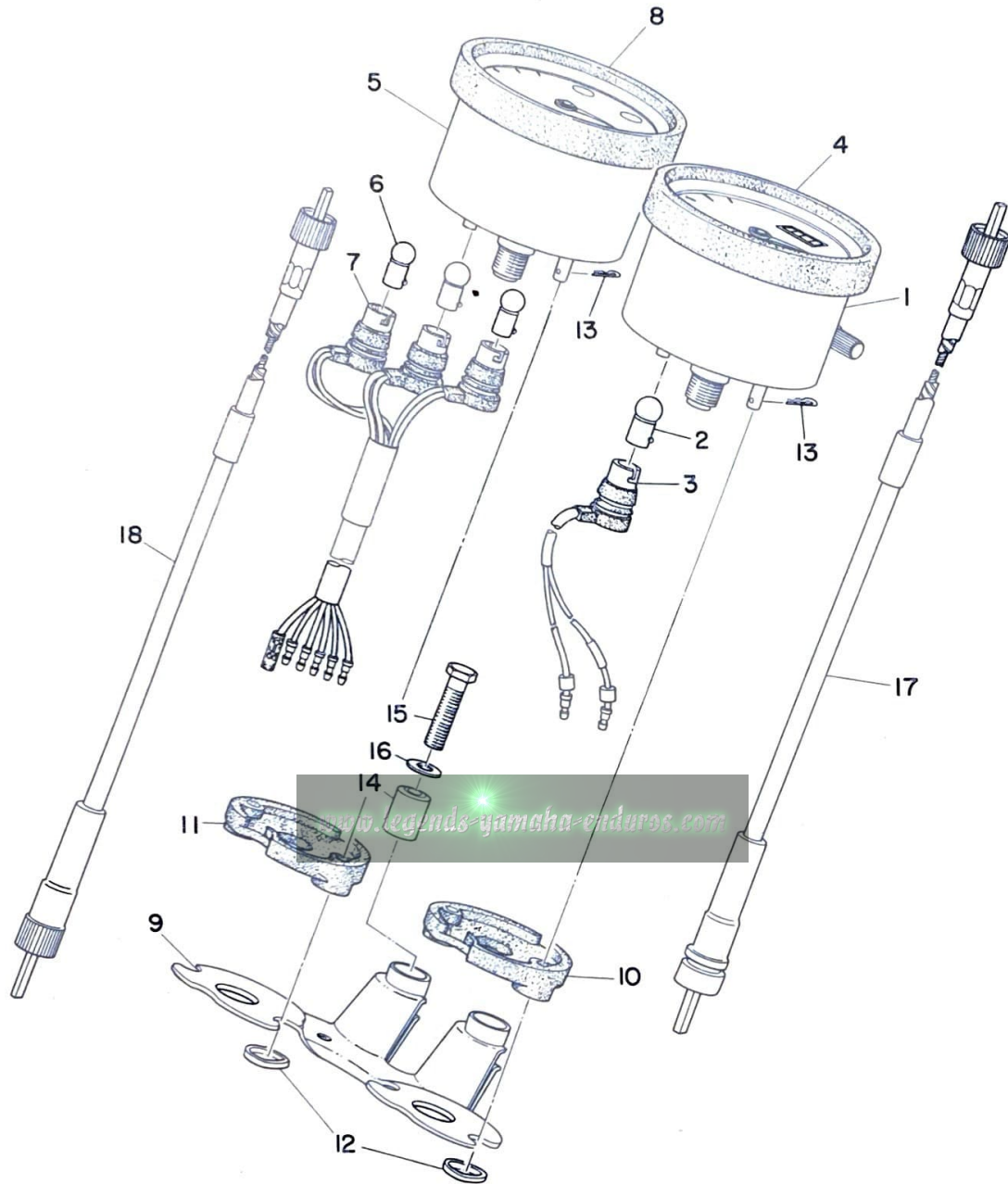


HEAD LAMP (CT2)

Ref. No.	Part No.	Description	Q'ty		Applicable Machine No.	Remarks
			AT2	CT2		
29-23	92901-12300	. WASHER, tooth		1		
29-24	214-84158-60	. NUT, pilot lamp		1		
29-25	97204-08025	BOLT		2		
29-26	98801-08100	NUT		2		
29-27	92901-08100	WASHER, spring		2		

www.legends-yamaha-enduros.com

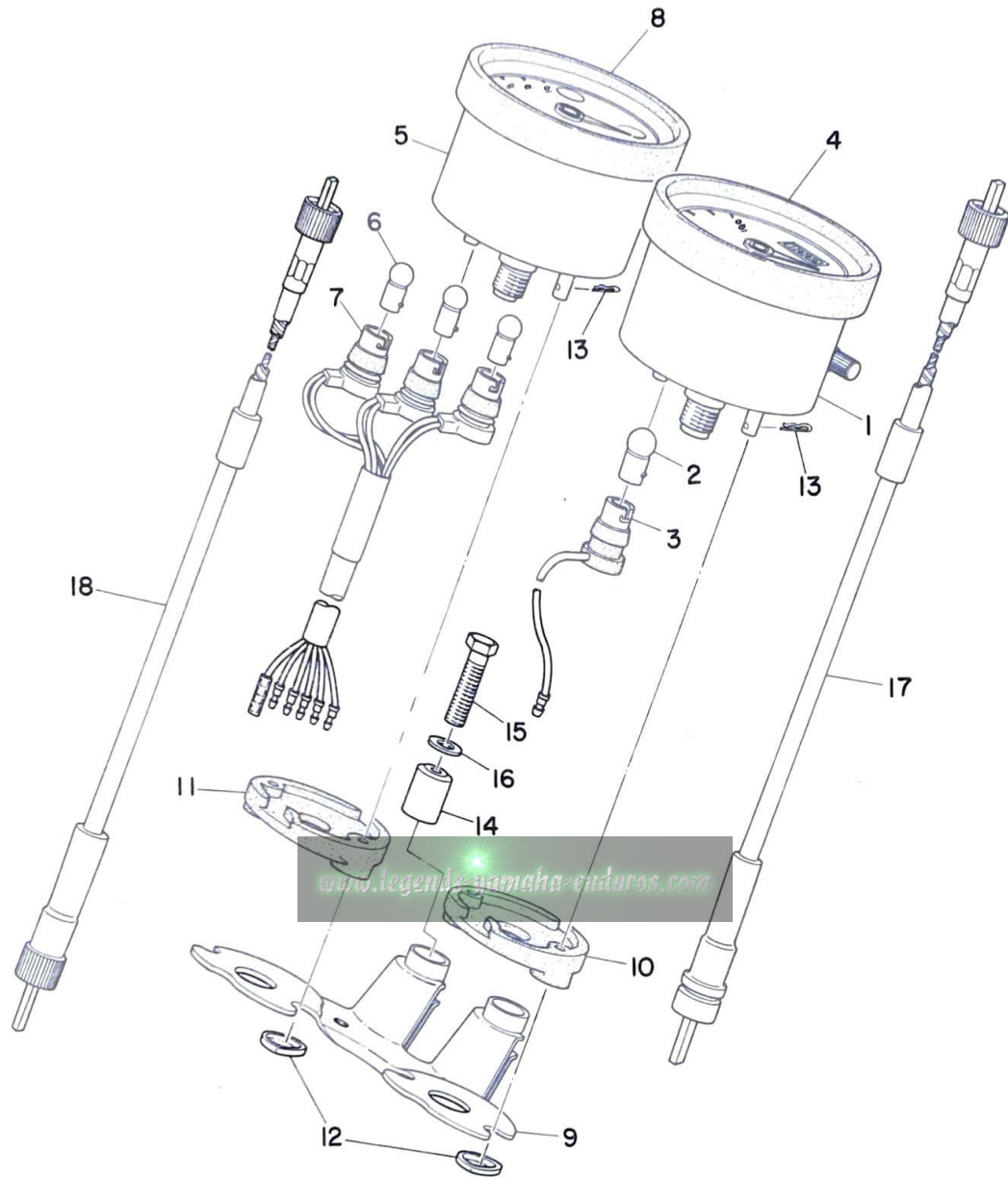
Fig. 30 SPEEDOMETER · TACHOMETER (AT2)



SPEEDOMETER · TACHOMETER (AT2)

Ref. No.	Part No.	Description	Q'ty		Applicable Machine No.	Remarks
			AT2	CT2		
30- 1	316-83570-40	SPEEDOMETER ASS'Y	1		
30- 2	123-83516-20	. BLUB (12V-3W)	1		
30- 3	261-83536-20	. SOCKET, meter	1		
30- 4	214-83513-00	. DAMPER	1		
30- 5	316-83540-00	TACHOMETER ASS'Y	1		
30- 6	123-83516-20	. BULB (12V-3W)	3		
30- 7	316-83520-00	. SOCKET CORD ASS'Y	1		
30- 8	214-83513-00	. DAMPER	1		
30- 9	275-83519-00-33	BRACKET, meter	1		
30-10	214-83523-00	DAMER	1		
30-11	248-83523-00	DAMPER	1		
30-12	214-83524-00	WASHER, special	4		
30-13	156-83525-00	CLIP	4		
30-14	214-83528-00	BUSHING, meter	2		
30-15	91201-06030	BOLT	2		
30-16	92901-06200	WASHER, plain	2		
30-17	248-83550-00	SPEEDOMETER CABLE ASS'Y		1		
30-18	248-83560-00	TACHOMETER CABLE ASS'Y		1		

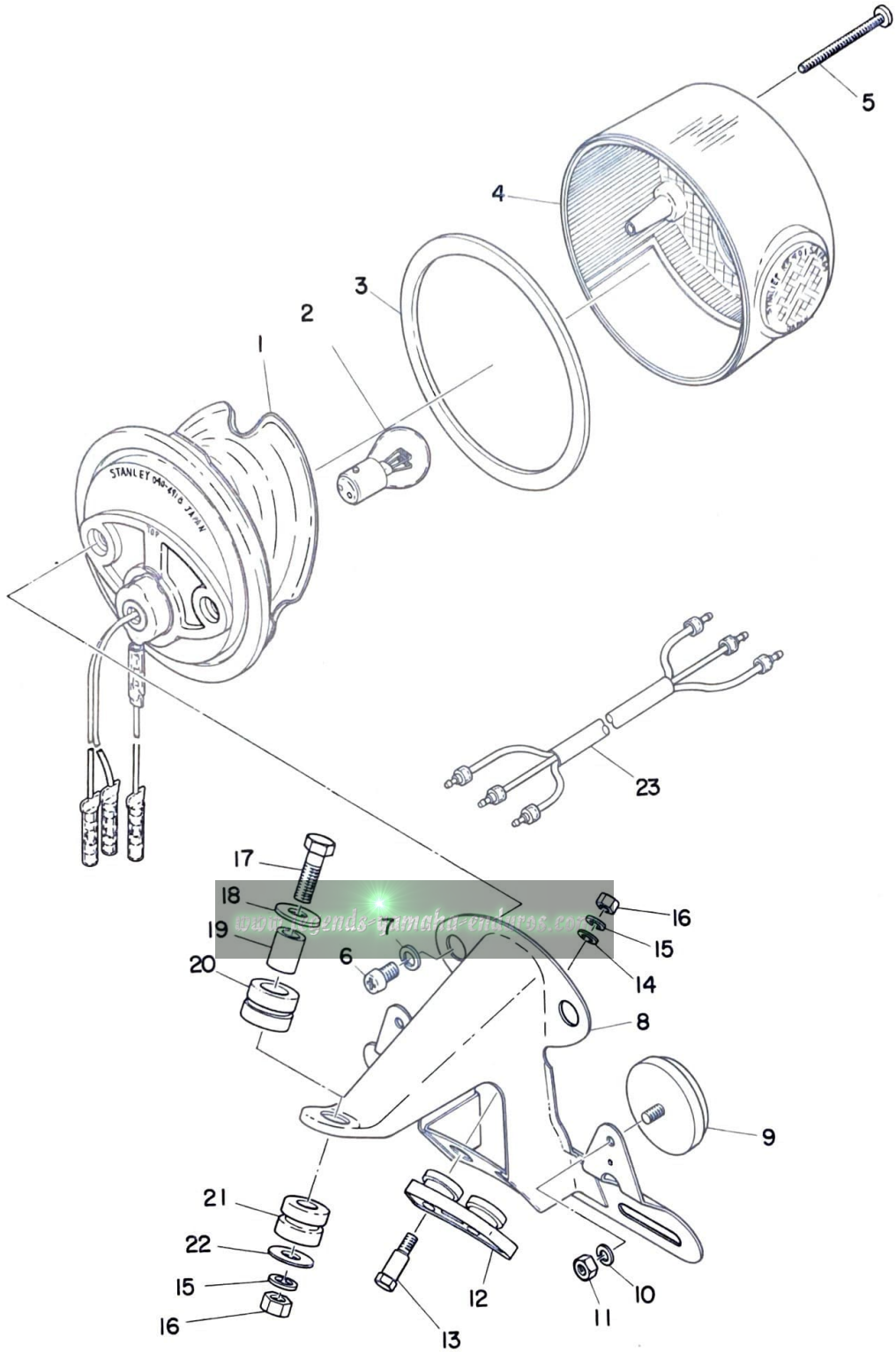
Fig. 31 SPEEDOMETER · TACHOMETER (CT2)



SPEEDOMETER · TACHOMETER (CT2)

Ref. No.	Part No.	Description	Q'ty		Applicable Machine No.	Remarks
			AT2	CT2		
31- 1	308-83570-30	SPEEDOMETER ASS'Y		1		
31- 2	122-83516-10	. BULB (6V 3W)				
31- 3	235-83536-21	. SOCKET, meter		1		
31- 4	214-83513-00	. DAMPER		1		
31- 5	315-83540-00	TACHOMETER ASS'Y		1		
31- 6	122-83516-10	. BULB		3		
31- 7	315-83520-00	. SOCKET CORD ASS'Y		1		
31- 8	214-83513-00	. DAMPER		1		
31- 9	275-83519-00-33	BRAKCEt, meter		1		
31-10	214-83523-00	DAMPER		1		
31-11	248-83523-00	DAMPER		1		
31-12	214-83524-00	WASHER, special		4		
31-13	156-83525-00	CLIP		4		
31-14	214-83528-00	BUSHING, meter		2		
31-15	91201-06030	BOLT		2		
		www.legends-yamaha-enduros.com				
31-16	92901-06200	WASHER, plain		2		
31-17	248-83550-00	SPEEDOMETER CABLE ASS'Y		1		
31-18	248-83560-00	TACHOMETER CABLE ASS'Y		1		

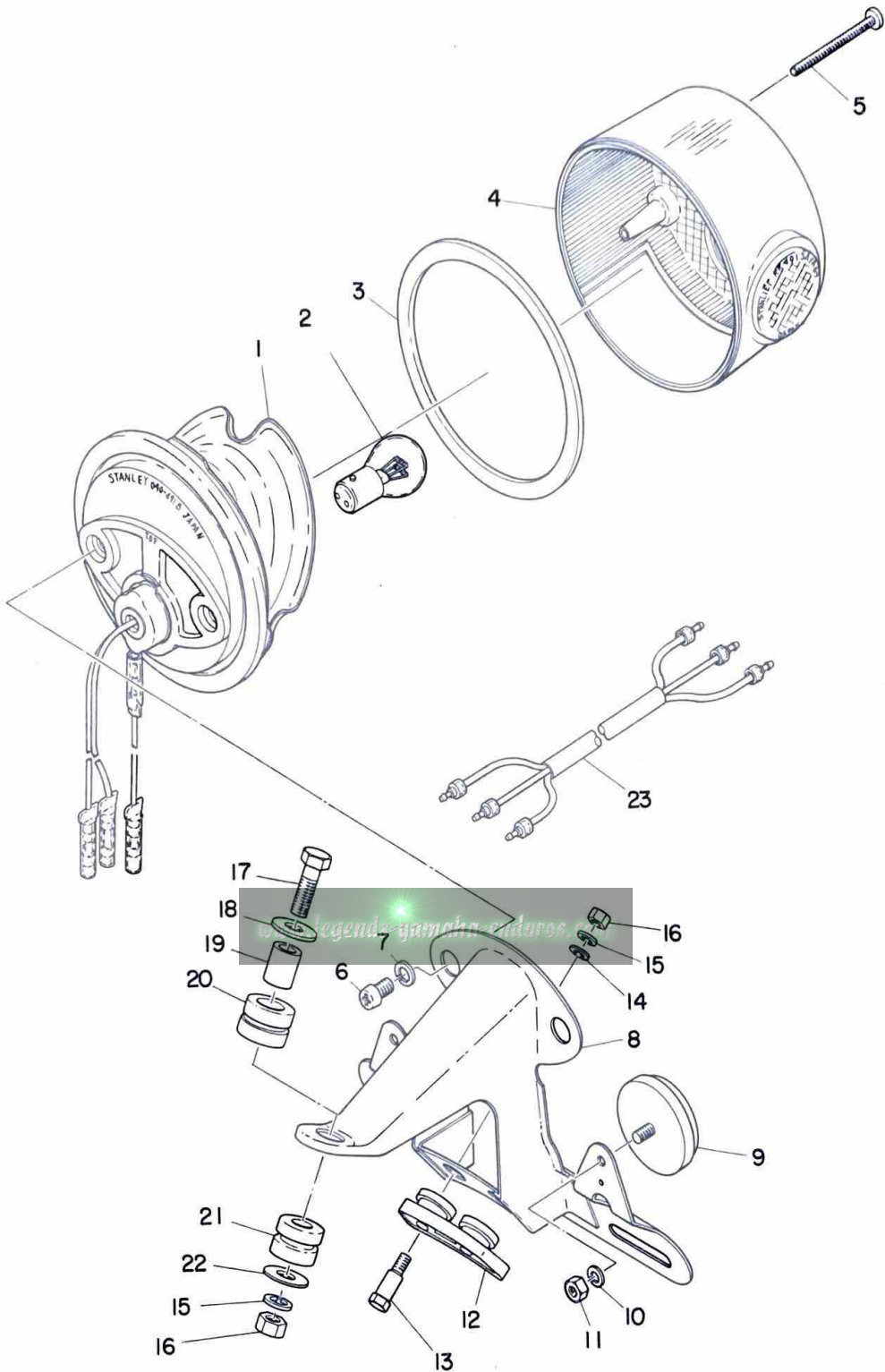
Fig. 32 TAIL LAMP



TAIL LAMP

Ref. No.	Part No.	Description	Q'ty		Applicable Machine No.	Remarks
			AT2	CT2		
32- 0-1	256-84710-61	TAIL LAMP UNIT ASS'Y	1		
	275-84510-60	TAIL LAMP UNIT ASS'Y	1		
32- 1	275-84511-60	. BASE, tail lamp	1	1	
32- 2	256-84714-60	. BULB, tail lamp (12V 32/3CP)		1		
	122-84514-30	. BULB, tail lamp (6V 17/5.3W)		1		
32- 3	275-84523-60	. GASKET, tail lens	1	1	
32- 4	275-84521-60	. LENS, tail lamp	1	1	
32- 5	275-84524-60	. SCREW, lens fitting	3	3	
32- 6	92503-06010	SCREW, pan head	2	2	
32- 7	92901-06100	WASHER, spring	2	2	
32- 8	275-84551-60-93	BRACKET, license	1	1	
32- 9	278-85111-00	REFLECTOR	2	2	
32-10	92901-05100	WASHER, spring	2	2	
32-11	98801-05100	NUT	2	2	
32-12	214-84553-01	DAMPER	1	1	
32-13	168-21738-00	BOLT	2	2	
32-14	92901-08200	WASHER, plain	2	2	
32-15	92901-06100	WASHER, spring	3	3	
32-16	98801-06100	NUT	3	3	
32-17	91203-06040	BOLT	1	1	
32-18	102-28323-00	WASHER, leg shield	1	1	
32-19	275-84557-00	COLLAR	1	1	
32-20	214-21717-00	DAMPER, battery box	1	1	

Fig. 32 TAIL LAMP

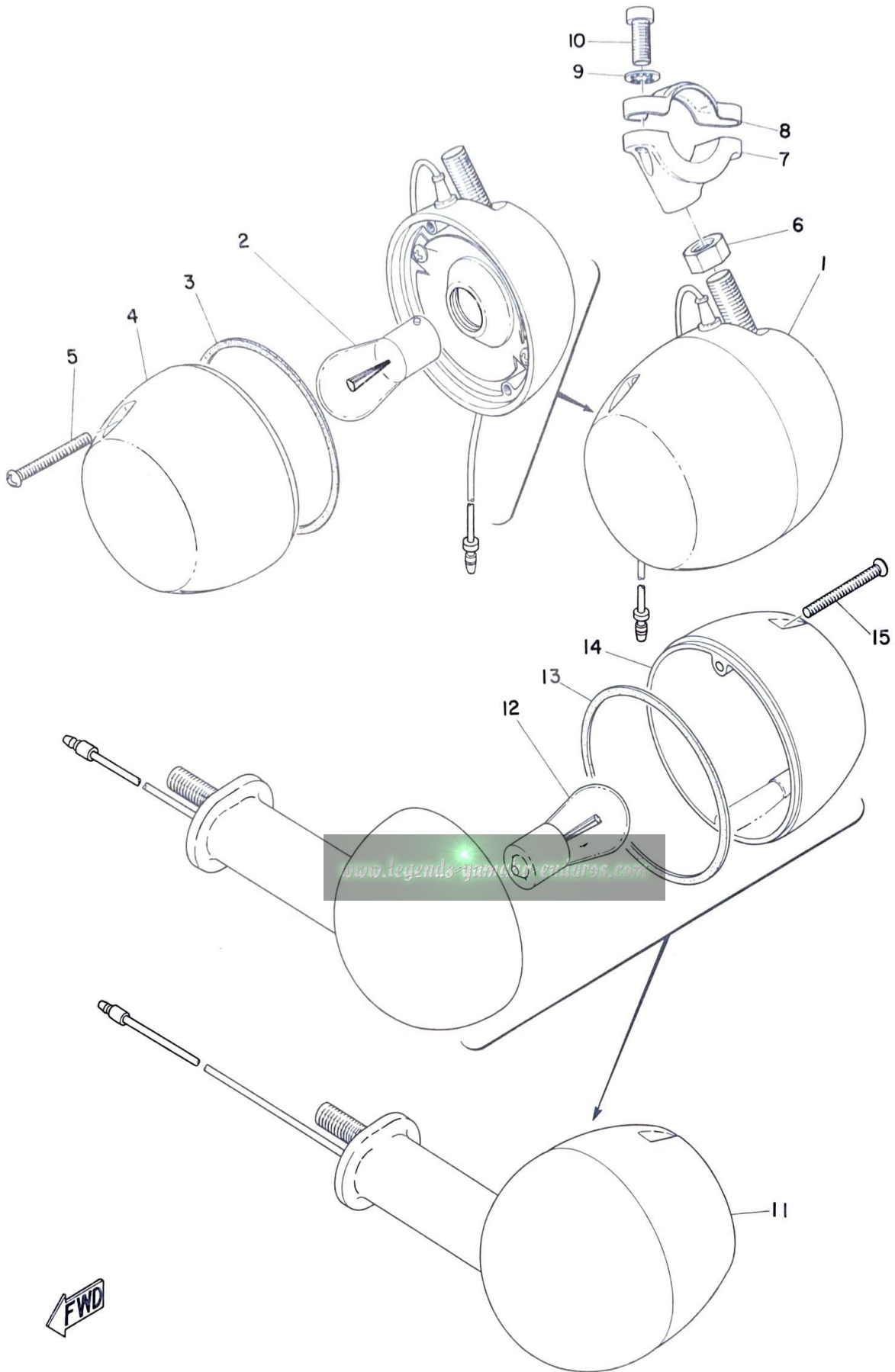


TAIL LAMP

Ref. No.	Part No.	Description	Q'ty		Applicable Machine No.	Remarks
			AT2	CT2		
32-21	275-84559-00	DAMPER	1	1		
32-22	116-28324-00	WASHER, leg shield	1	1		
32-23	251-84517-60	CORD, tail lamp	1	1		

www.legends-yamaha-enduros.com

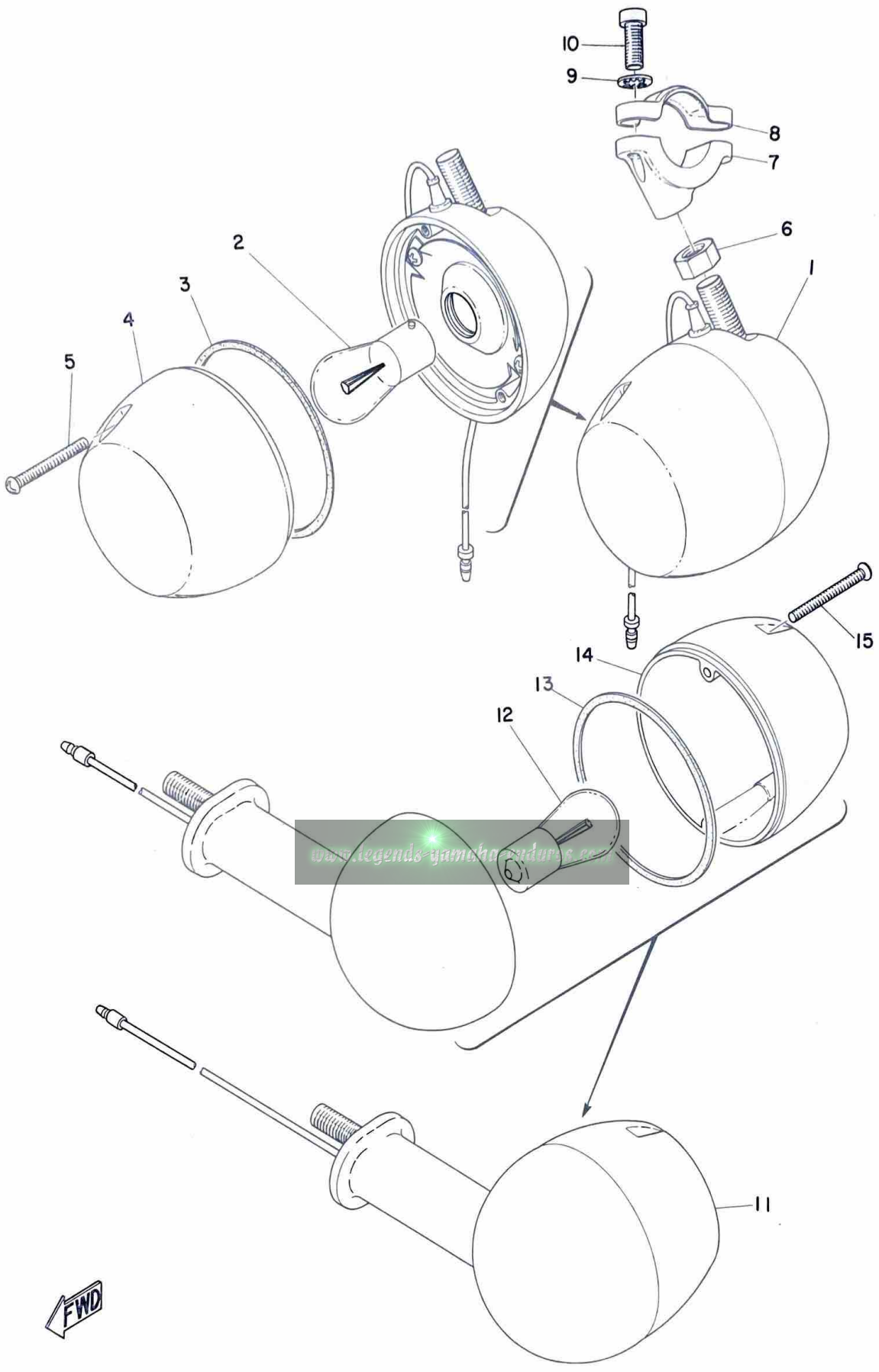
Fig. 33 FLASHER LAMP



FLASHER LAMP

Ref. No.	Part No.	Description	Q'ty		Applicable Machine No.	Remarks
			AT2	CT2		
33- 1	261-83310-71-93	FRONT FLASHER LAMP ASS'Y left		1		Amber
	261-83320-71-93	FRONT FLASHER LAMP ASS'Y right		1		Amber
	275-83310-60-93	FRONT FLASHER LAMP ASS'Y left			1	Amber
	275-83320-60-93	FRONT FLASHER LAMP ASS'Y right			1	Amber
33- 2	256-83311-70	. BULB, flasher (12V 32CP) ..	2			
	115-83311-60	. BULB, flasher (6V 21CP) ...		2		
33- 3	183-83313-70	. GASKET, flasher lens	2	2		
33- 4	183-83312-70	. LENS, flasher	2	2		Amber
33- 5	183-83333-71	. SCREW, lens fitting	4	4		
33- 6	98803-08300	NUT	2	2		
33- 7	275-83318-00	STAY, flasher 1	2	2		
33- 8	275-83328-00	STAY, flasher 2	2	2		
33- 9	92901-06300	WASHER, tooth	4	4		
33-10	92503-06015	SCREW, pan head	4	4		
<i>www.legends-yamaha-enduros.com</i>						
33-11	261-83330-76-93	REAR FLASHER LAMP ASS'Y left		1		Red
	261-83340-76-93	REAR FLASHER LAMP ASS'Y right		1		Red
	251-83330-65-93	REAR FLASHER LAMP ASS'Y left			1	Red
	251-83340-65-93	REAR FLASHER LAMP ASS'Y right			1	Red
33-12	256-83311-70	. BULB, flasher (12V 32CP) ...	2			
	115-83311-60	. BULB, flasher (6V 21CP) ...		2		

Fig. 33 FLASHER LAMP

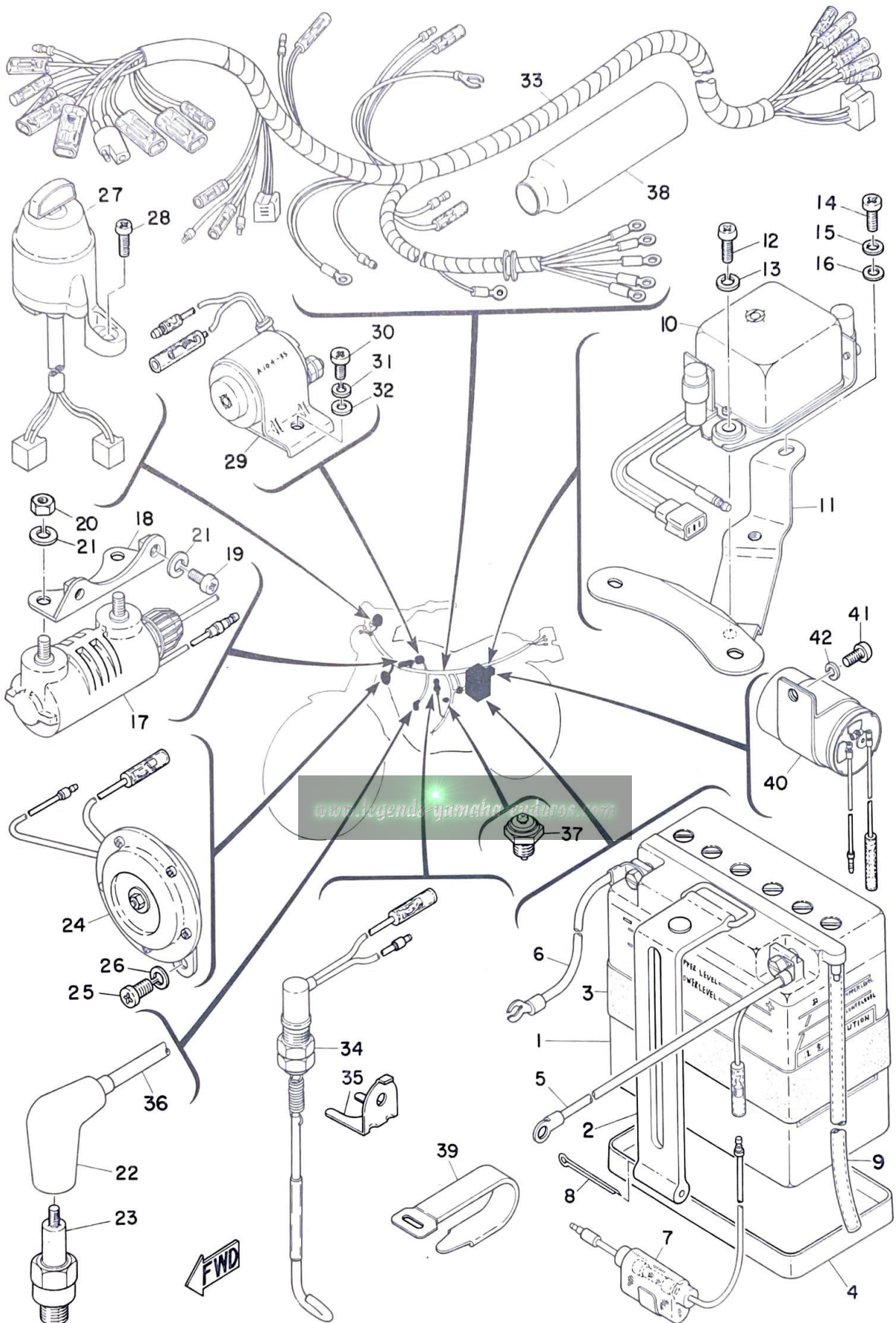


FLASHER LAMP

Ref. No.	Part No.	Description	Q'ty		Applicable Machine No.	Remarks
			AT2	CT2		
33-13	183-83313-70	. GASKET, flasher lens	2	2		
33-14	211-83332-75	. LENS, flasher	2	2		Red
33-15	183-83333-71	. SCREW, lens fitting	4	4		

www.legends-yamaha-enduros.com

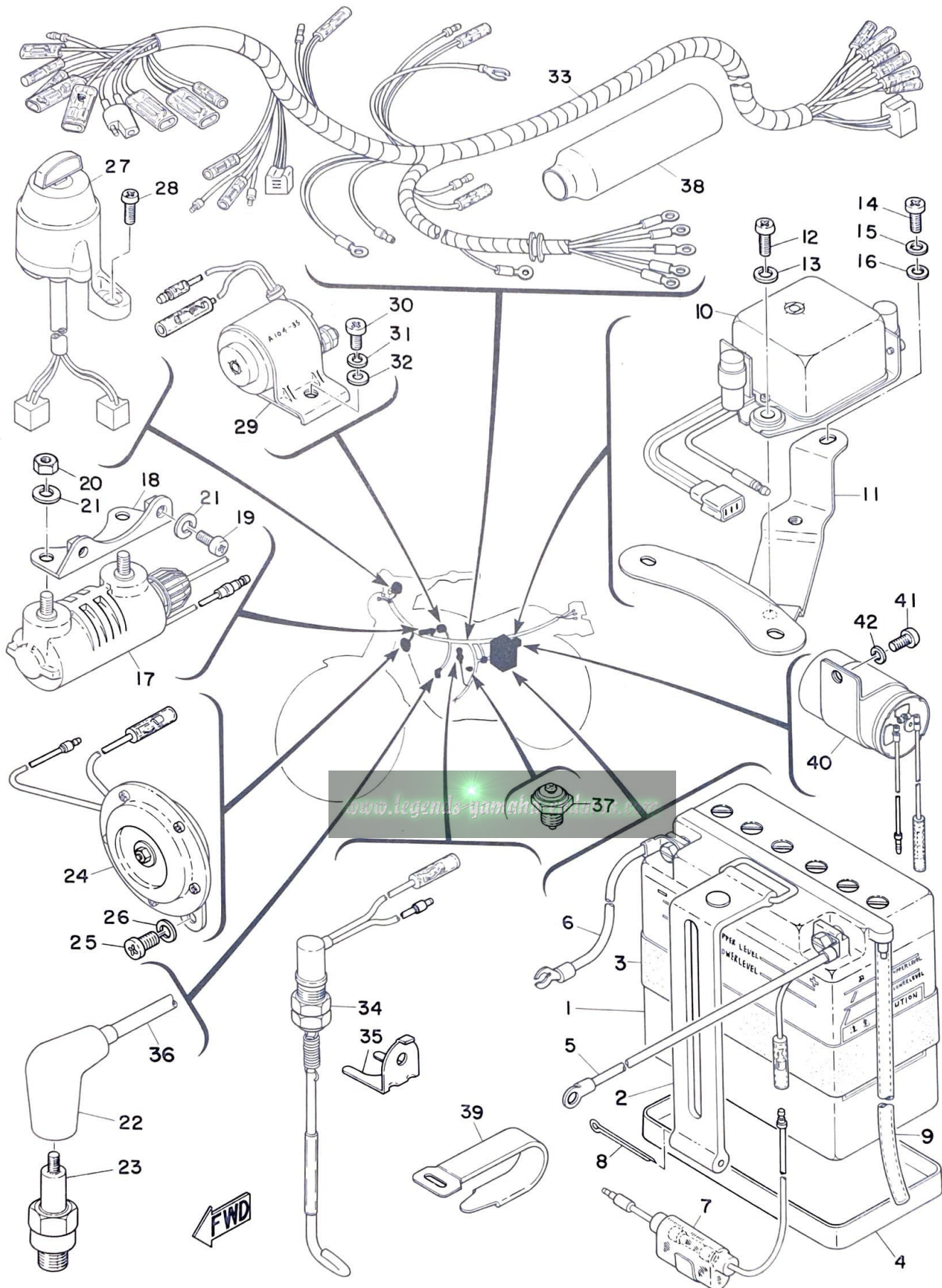
Fig. 34 ELECTRICAL (AT2)



ELECTRICAL (AT2)

Ref. No.	Part No.	Description	Q'ty AT2 CT2	Applicable Machine No.	Remarks
34- 1	165-82110-60	BATTERY ASS'Y		} U.R 1
	165-82110-70	BATTERY ASS'Y		
34- 1-1	104-82111-20	. CAP, battery	6	
34- 2	261-82131-00	BAND, battery	1	
34- 3	165-82124-00	BAND, battery	1	
34- 4	173-82122-00	SEAT, battery	1	
34- 5	261-82115-00	WIRE, plus lead	1	
34- 6	261-82116-00	WIRE, minus lead	1	
34- 7	164-82150-00	FUSE HOLDER ASS'Y	1	
34- 7-1	148-82151-00	. FUSE	2	
34- 8	91401-40035	PIN, cotter	1	
34- 9	123-82112-00	PIPE, breather	1	
34-10	261-81910-11	VOLTAGE REGULATOR ASS'Y	1	
34-11	261-81915-00-33	PLATE, regulator fitting	...	1	
34-12	98501-06015	SCREW, pan head	2	
34-13	92901-06100	WASHER, spring	2	
34-14	98501-05010	SCREW, pan head	1	
34-15	92901-05100	WASHER, spring	1	
34-16	92901-05200	WASHER, plain	1	
34-17	254-82310-60	IGNITION COIL ASS'Y	1	
34-18	248-82316-00	BRACKET, ignition coil	1	
34-19	98501-06012	SCREW, pan head	2	
34-20	98801-06100	NUT	2	
34-21	92901-06100	WASHER, spring	4	

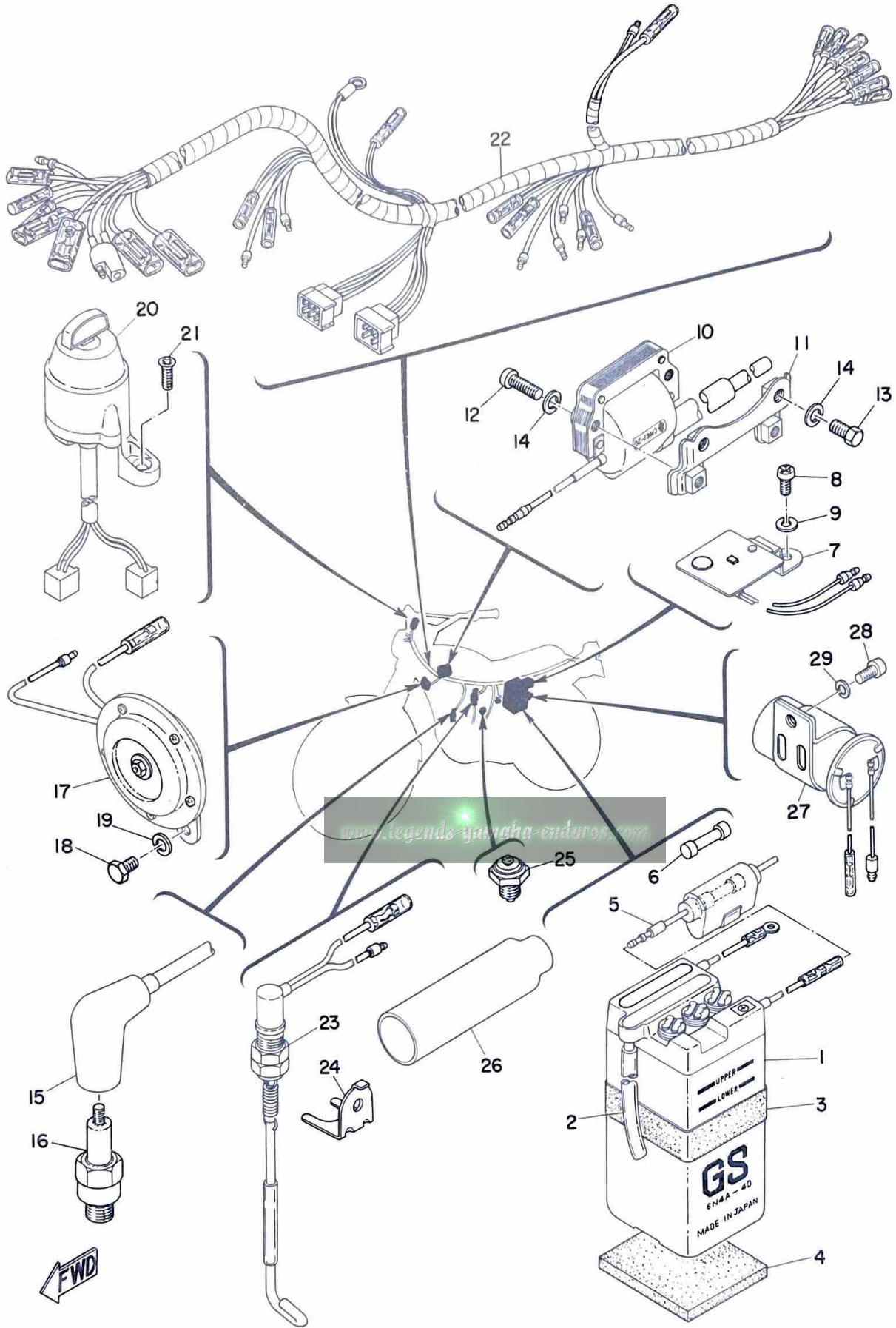
Fig. 34 ELECTRICAL (AT2)



ELECTRICAL (AT2)

Ref. No.	Part No.	Description	Q'ty		Applicable Machine No.	Remarks
			AT2	CT2		
34-22	304-82370-20	PLUG CAP ASS'Y	1		
34-23	94701-00045	PLUG, spark (B-8ES)	1		
34-24	261-83371-20	HORN	1		
34-25	91201-06012	SCREW, pan head	2		
34-26	92901-06100	WASHER, spring	2		
34-27	261-82508-11	MAIN SWITCH ASS'Y	1		
34-28	98701-05015	SCREW, pan head	2		
34-29	261-81940-10	STARTER SWITCH ASS'Y	1		
34-30	92501-06012	SCREW, pan head	1		
34-31	92901-06100	WASHER, spring	1		
34-32	92901-06200	WASHER, plain	1		
34-33	261-82590-10	WIRE, HARNESS ASS'Y	1		
34-34	248-82530-00	STOP SWITCH ASS'Y	1		
34-35	248-82539-00-33	STAY, stop switch	1		
34-36	183-82341-00	CORD, high tension	1		
34-37	136-82540-00	NEUTRAL SWITCH ASS'Y	1		
34-38	214-82599-00	COVER, connector	1		
34-39	168-83936-01	BAND, switch cord	1		
34-40	278-83350-70	FLASHER RELAY ASS'Y	1		
34-41	91201-06012	SCREW, pan head	1		
34-42	92901-06100	WASHER, spring	1		

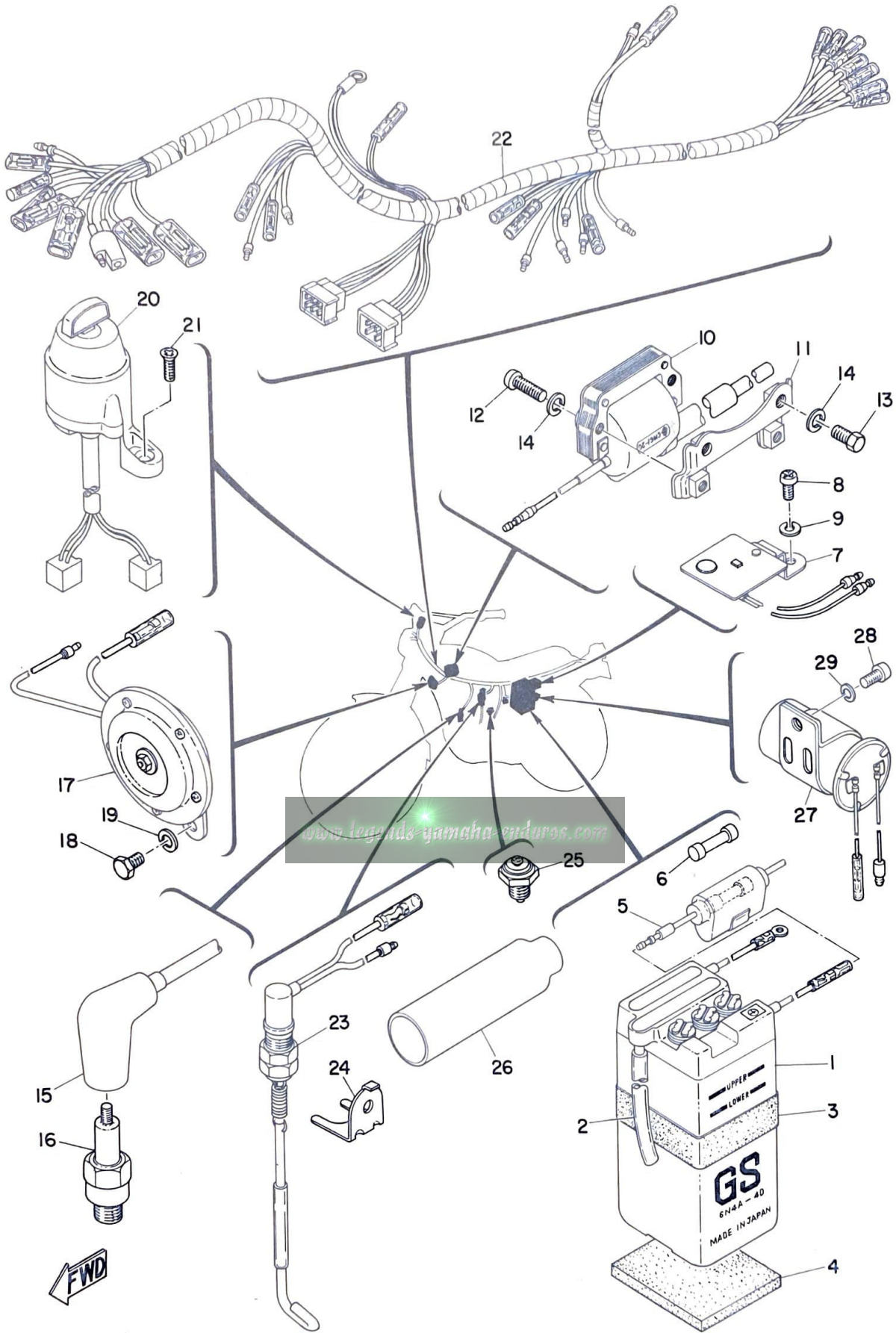
Fig. 35 ELECTRICAL (CT2)



ELECTRICAL (CT2)

Ref. No.	Part No.	Description	Q'ty		Applicable Machine No.	Remarks
			AT2	CT2		
35- 1	315-82110-10	BATTERY ASS'Y (6N4A-4D)		1		GS,6V-4AH
35- 1-1	104-82111-10	. CAP, battery		3		
35- 2	170-82112-00	PIPE, breather		1		
35- 3	214-82124-00	BAND, battery		1		
35- 4	304-82122-00	SEAT, battery		1		
35- 5	116-82150-00	FUSE HOLDER ASS'Y		1		
35- 6	116-82151-00	. FUSE		2		
35- 7	304-81970-20	RECTIFIER ASS'Y		1		
35- 8	98501-05010	SCREW, pan head		1		
35- 9	92901-05100	WASHER, spring		1		
35-10	304-82310-30	IGNITION COIL ASS'Y		1		
35-11	315-82316-00	BRACKET, ignition coil		1		
35-12	92501-06025	SCREW, pan head		2		
35-13	92501-06012	BOLT		2		
35-14	92901-06100	WASHER, spring		4		
35-15	304-82370-20	PLUG CAP ASS'Y		1		
35-16	94701-00045	PLUG, spark (B-8ES)		1		
35-17	214-83371-10	HORN		1		
35-18	91201-06012	BOLT		2		
35-19	92901-06100	WASHER, spring		2		
35-20	251-82508-20	MAIN SWITCH ASS'Y		1		
35-21	98701-05015	SCREW, flat head		2		
35-22	314-82590-20	WIRE HARNESS ASS'Y		1		
35-23	248-82530-00	STOP SWITCH ASS'Y		1		

Fig. 35 ELECTRICAL (CT2)



ELECTRICAL (CT2)

Ref. No.	Part No.	Description	Q'ty		Applicable Machine No.	Remarks
			AT2	CT2		
35-24	248-82539-00-33	STAY, stop switch		1		
35-25	136-82540-00	NEUTRAL SWITCH ASS'Y		1		
35-26	214-82599-00	COVER, connector		1		
35-27	115-83350-60	FLASHER RELAY ASS'Y		1		
35-28	91201-06012	SCREW, pan head		1		
33-29	92901-06100	WASHER, spring		1		

www.legends-yamaha-enduros.com

NUMERICAL INDEX

www.legends-yamaha-enduros.com



NUMERICAL INDEX

Ref No.	Parts No.	Ref No.	Parts No.	Ref No.	Parts No.
24-11	101-24356-00	20-28	122-23129-00	6-24	132-18177-00
14- 8	101-81111-10	21- 6	122-23411-00	14- 3	132-81221-10
4-14	102-17463-00	21- 4	122-23412-00	14-10	132-81231-10
5-30	102-17463-00	21- 7	122-23416-00	28-15	132-84328-60
4-13	102-17464-00	19-21	122-24746-00	29-15	132-84328-60
5-29	102-17464-00	26-18	122-25330-00	28-18	132-84335-60
13-20	102-18138-00	26-16	122-25351-01	29-18	132-84335-60
26-30	102-25137-00	31- 2	122-83516-10	14-13	133-81132-10
26-19	102-25333-00	31- 6	122-83516-10	3-15	136-11561-00-03
32-18	102-28323-00	32- 2	122-84514-30	3-15	136-11561-00-04
35- 1-1	104-82111-10	34- 9	123-82112-00	3-15	136-11561-00-05
34- 1-1	104-82111-20	30- 2	123-83516-20	3-15	136-11561-00-06
29-20	104-83517-10	30- 6	123-83516-20	3-15	136-11561-00-07
26-27	109-25136-00	13-14	126-13116-00	3-15	136-11561-00-08
26- 8	109-25315-00	11-21	127-14124-20	6- 5	136-18551-00
27-31	109-25373-00	3-12	132-11561-00	34-37	136-82540-00
26-38	109-26344-00	11-29	132-14173-00	35-25	136-82540-00
26-37	109-26345-00	1-14	132-15351-00	3- 9	137-11633-00
15-13	109-81328-10	1-13	132-15353-00	3-10	137-11634-00
15-12	110-81345-20	5- 9	132-15389-00	13- 6	137-13128-00
15-14	110-81345-20	5-24	132-15653-00-12	13- 2	137-13138-01
15- 8	110-81347-20	5-24	132-15653-00-14	13- 1	137-13147-00
15- 4	110-81348-20	4- 7	132-16321-00	13-11	137-13165-00
12-16	116-28317-01	4- 9	132-16333-00	13-26	137-13165-00
10-10	116-28324-00	4-10	132-16337-01	13-10	137-13167-00
16-26	116-28324-00	4-21	132-16345-00	13-27	137-13167-00
19- 8	116-28324-00	4-22	132-16346-00	13- 9	137-13169-00
19-27	116-28324-00	4- 8	132-16351-00	13-17	137-13176-00
24- 7	116-28324-00	5-16	132-17414-00	13-13	137-13187-00
32-22	116-28324-00	5- 3	132-17216-00	11-23	137-14133-00-33
35- 5	116-82150-00	5-15	132-17216-00	11- 6	137-14143-40
35- 6	116-82151-00	5- 4	132-17414-00	11- 6	137-14143-46
33- 2	115-83311-60	7-10	132-18113-01	11-10	137-14186-00
33-12	115-83311-60	7- 2	132-18123-00	6-26	137-15353-00
35-27	115-83350-60	7- 3	132-18124-00	4- 5	137-16324-00
1-11	120-15371-00	7- 4	132-18133-00	4-11	137-16356-00
12-21	122-22243-00	6-22	132-18140-00	4- 6	137-16367-00
20-29	122-23119-01	6-23	132-18143-00	3-22	137-16377-00

NUMERICAL INDEX

Ref No.	Parts No.	Ref No.	Parts No.	Ref No.	Parts No.
6- 4	137-18552-00	6-29	164-82594-00	26-26	183-25146-00
20- 3	137-23145-00	34- 1	165-82110-60	26-12	183-25147-00
21- 8	137-23454-00	34- 1	165-82110-70	26-13	183-25149-00
23-21	137-24518-00	34- 3	165-82124-00	26-33	183-25183-00
26-20	137-25155-00	11- 2	168-14190-25	27-14	183-25330-00
14- 9	141-81113-10	12-23	168-21638-00	27-15	183-25333-00
23-27	143-24356-00	19-19	168-21638-00	34-36	183-82341-00
3-23	146-11545-00	32-13	168-21738-00	33- 4	183-83312-70
20-20	146-23114-00	12-22	168-21758-00	33- 3	183-83313-70
27- 8	148-25115-00	27-28	168-25379-00	33-13	183-83313-70
14-11	148-81126-10	22-30	168-26344-00	33- 5	183-83333-71
14-17	148-81152-10	22-38	168-83936-01	33-15	183-83333-71
34- 7-1	148-82151-00	34-39	168-83936-01	28-10	195-84325-00
11-14	152-14116-10	35- 2	170-82112-00	29-19	195-84325-00
11-32	152-14138-00	7- 9	173-18111-01	8-11	198-84331-60
11-30	152-14174-00-33	14-16	173-81153-10	28-17	198-84334-60
12- 8	152-14613-00	34- 4	173-82122-00	29-17	198-84334-60
11-28	156-14135-00	11-26	174-14123-00-33	14-12	199-91133-10
21- 1	156-23411-00	11-25	174-14134-00	27-41	206-27238-00
21- 3	156-23412-00	4- 3	174-16154-00	15- 7	207-81321-10
23-29	156-24181-00	4-17	174-16176-01	15-11	207-81331-10
27-40	156-27237-00	4- 4	174-16371-01	33-14	211-83332-75
24-17	156-83525-00	5-28	174-17461-30	1-22	214-11197-00
25- 7	156-83525-00	5-28	174-17461-40	1-23	214-11198-01
30-13	156-83525-00	5-28	174-17461-50	3-24	214-11555-01
31-13	156-83525-00	5-28	174-17461-60	3-26	214-11557-01
3- 6	164-11685-00	6-10	174-18544-00	13- 0-1	214-13101-02
11-14	164-14116-03	6-27	174-18558-00	13-25	214-13162-00
11-15	164-14137-00	6-25	174-18578-00	13-29	214-13164-00
3-21	164-16119-00	17- 2	174-22123-00	13-15	214-13175-01
5-21	164-17427-00-06	12-15	174-28316-00	11- 5	214-14147-00
5-27	164-17462-00	12-18	178-14766-00	11- 3	214-14195-00
6-12	164-18561-00	23-25	178-14766-00	12- 7	214-14683-01
6-16	164-18571-01	27-39	180-27236-00	12- 2	214-14753-01
6-15	164-18572-00	11-37	183-14196-00	12-19	214-14766-00
6-17	164-18589-00	11-36	183-14197-01	6-21	214-15385-00
21-22	164-23462-00	26- 7	183-25117-00	8- 2	214-15612-01
34- 7	164-82150-00	26-32	183-25118-00	8- 4	214-15616-00

NUMERICAL INDEX

Ref No.	Parts No.	Ref No.	Parts No.	Ref No.	Parts No.
8- 5	214-15617-00	21-19	214-23490-00	35- 3	214-82124-00
8- 6	214-15618-00	21-21	214-23492-00	34-38	214-82599-00
8- 3	214-15625-01	23-30	214-24173-00	35-26	214-82599-00
8-13	214-15664-00	23-26	214-24311-00	22- 0-1	214-82910-02
8-11	214-15676-00	23-13	214-24500-01	22- 2	214-82911-01
9- 7	214-17811-01	23-19	214-24512-00	35-17	214-83371-10
9-11	214-17812-00	23-15	214-24515-00	30- 4	214-83513-00
9-10	214-17815-00	23-17	214-24521-00	30- 8	214-83513-00
9-14	214-17843-00	23-16	214-24522-00	31- 4	214-83513-00
9- 9	214-17847-00	23-14	214-24523-00	31- 8	214-83513-00
6- 1	214-18531-00	23-30	214-24524-00	30-10	214-83523-00
19- 1	214-21510-00-35	23-22	214-24525-00	31-10	214-83523-00
19- 2	214-21512-00-93	23-23	214-24535-00	30-12	214-83524-00
19- 3	214-21513-00	23-18	214-24542-00	31-12	214-83524-00
19-4	214-21514-00	25- 9	214-24718-00	30-14	214-83528-00
10- 9	214-21633-00	25-15	214-24724-00	31-14	214-83528-00
16-17	214-21633-00	25-12	214-24727-00	22- 3	214-83912-00
16-25	214-21633-00	25- 8	214-24728-00-33	22- 7	214-83913-00
19- 6	214-21633-00	12-24	214-24745-00	22-14	214-83913-00
19-28	214-21633-00	25-11	214-24758-00	29- 0-2	214-84101-60
24- 5	214-21633-00	25-10	214-24776-00-33	29- 1	214-84130-61-63
10- 5	214-21717-00	26-25	214-25138-00	29-11	214-84131-61
16-24	214-21717-00	27-16	214-25355-00	29-21	214-84150-60
19- 7	214-21717-00	27-23	214-25412-00	28- 2	214-84153-60
19-29	214-21717-00	22- 8	214-26241-00	29- 2	214-84153-60
24- 9	214-21717-00	22-22	214-26242-00	29- 3	214-84154-60
32-20	214-21717-00	22-21	214-26243-00	29-22	214-84157-60
24- 2	214-21761-00	22-25	214-26261-00	29-24	214-84158-60
24- 3	214-21771-00	22-18	214-26281-01	28- 6	214-84159-61
24- 4	214-21772-00	22-19	214-26282-01	29- 7	214-84159-61
24-18	214-21779-00	22-31	214-26337-00	32-12	214-84553-01
17-12	214-22242-00	22-29	214-26346-00	10-15	220-14455-00
20-26	214-23158-00	18-10	214-27316-00	22- 0-2	233-82920-32
20-15	214-23163-00	18- 3	214-27413-00	22- 9	233-82921-31
20-23	214-23318-00	18- 6	214-27417-00	22-13	233-83915-01
21-17	214-23441-00	18- 5	214-27418-00	22-10	233-83922-30
21-11	214-23443-00	18- 2	214-27421-00	22-33	233-83973-00
21-10	214-23451-10	18- 4	214-27426-00	22-23	233-83980-30

NUMERICAL INDEX

Ref No.	Parts No.	Ref No.	Parts No.	Ref No.	Parts No.
29- 5	233-84115-60	4- 0-1	248-16301-02	16-18	248-21717-00
28-12	233-84127-60	4-19	248-16357-00	24-12	248-21745-00
29-12	233-84127-60	5- 7	248-17121-01	16-23	248-21746-00
29-13	233-84133-60	5- 5	248-17131-00	16-23	248-21757-00
28-13	233-84133-60	5- 2	248-17141-00	24-10	248-21766-00
31- 3	235-83536-21	5- 6	248-17151-00	24-15	248-21775-00
4-24	241-16341-01	5-20	248-17211-00	17- 3	248-22141-00
4-20	241-16342-00	5-19	248-17241-00	17-13	248-22151-00
4-25	241-16343-00	5- 0-1	248-17401-00	20-21	248-23111-01
11-18	246-14126-00	5- 1	248-17411-00	20-19	248-23115-00
1-20	248-11171-00	5-10	248-17471-00	20-16	248-23116-00
1-21	248-11175-00	9- 3	248-17831-01	20-17	248-23121-01-71
1-18	248-11181-00	9- 4	248-17837-00	20-18	248-23131-01-71
1-16	248-11351-00	9- 2	248-17839-01	20- 9	248-23141-00
1-15	248-11361-00	9- 5	248-17841-00	20-10	248-23142-00
3- 2	248-11422-00	9- 1	248-17861-00	20-13	248-23144-00
3- 3	248-11651-00	7- 1	248-18101-00	20-22	248-23340-01-33
3- 4	248-11681-00	7- 9	248-18111-00	21- 9	248-23435-03-33
11-17	248-14131-00	7- 5	248-18134-00	23-31	248-24173-00
11-16	248-14132-00	7- 7	248-18137-00	23-28	248-24183-00
13-30	248-13161-01	7-12	248-18139-00	26- 2	248-25104-00
13-28	248-13174-00	6- 3	248-18511-00	26- 1	248-25111-00
13-21	248-13178-00	6-20	248-18512-00	26-14	248-25135-00
10-17	248-13556-70	6-2	248-18513-00	27- 2	248-25304-00
11-35	248-14147-00	6-19	248-18531-00	27- 1	248-25311-00
11- 8	248-14166-00-33	6- 8	248-18541-00	27- 7	248-25317-00
12- 9	248-14623-00	16-19	248-21170-00-33	27-12	248-25321-00
1- 1	248-15111-00	16-21	248-21399-00	27-13	248-25351-00
1- 3	248-15357-00	16- 2	248-21471-00-33	27-21	248-25366-00
8- 0-1	248-15610-00	19- 1	248-21510-00-35	27-30	248-25371-00
8- 1	248-15611-00	19- 2	248-21512-00-93	27-19	248-25377-00
8-15	248-15654-00	19- 3	248-21513-00	27-18	248-25381-00
8-12	248-15665-00	19- 4	248-21514-00	27-20	248-25388-00
8-18	248-15668-00	19-15	248-21613-00-35	27-22	248-25443-10
3-20	248-16111-00	19-23	248-21622-00-33	27-22	248-25445-10
3-19	248-16136-00	19-22	248-21629-00	27-22	248-25447-10
4- 1	248-16150-02	19-20	248-21635-00	22- 1	248-26111-01
4-18	248-16164-01	24- 6	248-21712-00	22-19	248-26311-01

NUMERICAL INDEX

Ref No.	Parts No.	Ref No.	Parts No.	Ref No.	Parts No.
22-24	248-26311-01	33- 2	256-83311-70	33-11	261-83340-76-93
22-26	248-26312-00	33-12	256-83311-70	34-24	261-83371-20
22-27	248-26321-00	28- 0-2	256-84301-61	30- 3	261-83536-20
22-28	248-26335-00	28-19	256-84347-00	22-34	261-83976-00
22-32	248-26341-00	28-20	256-84350-61	28- 0-1	261-84310-61
18-14	248-27211-00	28-21	256-84357-61	28- 5	261-84312-61
18-15	248-27216-00	32- 0-1	256-84710-61	29- 6	261-84312-61
18-16	248-27226-00	32- 2	256-84714-60	28- 4	261-84315-61
18-19	248-27228-00	20-32	256-85111-00	28- 3	261-84320-61
18-18	248-27231-00	11- 1	260-14142-25	28- 1	261-84330-60-71
18- 9	248-27311-01	3- 0-1	261-11400-60	11-24	275-14122-00-33
18- 1	248-27411-00	3- 1	261-11412-60	20-24	275-23346-60
34-18	248-82316-00	12- 3	261-14752-30	33- 1	275-83310-60-93
34-34	248-82530-00	4-16	261-15631-00	33- 7	275-83318-00
35-23	248-82530-00	8-16	261-15641-00	33- 1	275-83320-60-93
34-35	248-82539-00-33	5-23	261-15651-00	33- 8	275-83328-00
35-24	248-82539-00-33	16-12	261-21240-00-33	30- 9	275-83519-00-33
30-11	248-83523-00	19-14	261-21610-00-35	31- 9	275-83519-00-33
31-11	248-83523-00	24-16	261-21775-00	32- 0-1	275-84510-60
30-17	248-83550-00	17-11	261-22242-00	32- 1	275-84511-60
31-17	248-83550-00	20-14	261-23122-61	32- 4	275-84521-60
30-18	248-83560-00	25- 2	261-24810-00	32- 3	275-84523-60
31-18	248-83560-00	18- 1	261-27411-00	32- 5	275-84524-60
1-18	251-11181-00	14- 0-1	261-81100-10	32- 8	275-84551-60-93
3- 9	251-11633-00	14- 2	261-81110-10	32-19	275-84557-00
8- 8	251-15660-00	14-19	261-81135-10	32-21	275-84559-00
8-17	251-15687-00	14- 1	261-81155-10	12-10	276-14612-10
35-20	251-82508-20	34-10	261-81910-11	12-20	276-14719-00
33-11	251-83330-65-93	34-11	261-81915-00-33	25-17	276-24748-00
33-11	251-83340-65-93	34-29	261-81940-10	25-18	276-24768-00
29- 0-1	251-84110-61	34- 5	261-82115-00	15- 2	277-81312-10
29- 4	251-84120-61	34- 6	261-82116-00	15-10	277-81326-10
32-23	251-84517-60	34- 2	261-82131-00	15- 6	277-81332-10
22-37	253-26290-00	34-27	261-82508-11	10- 7	278-14455-00
22-36	253-26290-10	34-33	261-82590-10	18-11	278-27317-00
34-17	254-82310-60	33- 1	261-83310-71-93	34-40	278-83350-70
20-35	256-23162-60	33- 1	261-83320-71-93	32- 9	278-85111-00
23-24	256-24143-00	33-11	261-83330-76-93	17-10	291-22210-70

NUMERICAL INDEX

Ref No.	Parts No.	Ref No.	Parts No.	Ref No.	Parts No.
20-17	291-23121-60-63	3- 7	314-11631-00-99	5-18	315-17231-00
17-10-1	291-22213-70	3- 7	314-11635-00	5-13	315-17421-00
20-18	291-23131-60-63	3- 7	314-11636-00	16-12	315-21240-00-33
26-14	301-25135-00	10-23	314-13565-00	24- 1	315-21705-01-63
26-25	301-25138-00	10-21	314-13610-00	24- 1	315-21705-01-71
10-20	304-13578-00	10-22	314-13621-00	24-24	315-21786-01-63
11- 4	304-14141-36	11- 0-1	314-14101-00	24-19	315-21799-00-33
11-27	304-14171-00	11-13	314-14112-15	24-19	315-21799-00-36
11-11	304-14184-00	11-13	314-14112-20	17- 1	315-22110-00-33
11- 7	304-14198-00	11-12	314-14181-00-33	17- 6	315-22311-00-35
11-31	304-14261-00	11- 9	314-14185-00	20-11	315-23118-50
1-12	304-15373-00	10- 1	314-14411-00	20-12	315-23124-50
		10- 3	314-14412-00	20- 1	315-23126-50
35- 7	304-81970-20	10- 2	314-14451-00	20- 2	315-23136-50
35- 4	304-82122-00	10- 6	314-14453-00	20- 5	315-23146-50
35-10	304-82310-30	12- 1	314-14610-30	20- 4	315-23156-50
34-22	304-82370-20	12-13	314-14718-30	20-30	315-23167-50
11-34	305-14567-00	12-14	314-14729-30	20- 8	315-23170-50
24-13	308-21787-00	2- 1	314-15411-00	20- 6	315-23171-50
23- 0-1	308-24610-00	2- 2	314-15415-00	20- 7	315-23183-50
23- 4	308-24612-00	2-12	314-15416-00	23- 1	315-24110-00-63
23-11	308-24623-00	2- 8	314-15421-00	23- 1	315-24110-00-71
23- 9	308-24624-00	2- 3	314-15455-00	25-16	315-24726-00
23- 7	308-24628-00	4-27	314-16396-00	26-15	315-25121-00
23- 8	308-24637-00	5-17	314-17251-00	26-31	315-25181-00
23- 3	308-24641-00	16- 1	314-21110-00-33	26-36	315-25186-00
23- 2	308-24642-00	20- 0-1	314-23100-60-63	16-20	315-28100-00
31- 1	308-83570-30	25- 1	314-24710-00	35- 1	315-82110-10
1-19	314-11111-00	25- 1-1	314-24711-00	35-11	315-82316-00
1-17	314-11311-00	15- 0-1	314-81300-10	35-15	304-82370-20
3- 0-2	314-11400-00	15- 3	314-81313-10	31- 7	315-82320-00
3- 1	314-11412-00	15- 1	314-81350-10	31- 5	315-83540-00
3-11	314-11610-00	35-22	314-82590-20	1-19	316-11111-00
3-11	314-11610-10	10-16	315-13555-00	1-17	316-11311-00
3-11	314-11610-20	1- 2	315-15121-00	3-11	316-11610-00
3- 7	314-11631-00-96	2-11	315-15362-00	3-11	316-11610-10
3- 7	314-11631-00-97	2- 9	315-15451-00	3-11	316-11610-20
3- 7	314-11631-00-98	5- 14	315-17221-00	3- 7	316-11631-00-96

NUMERICAL INDEX

Ref No.	Parts No.	Ref No.	Parts No.	Ref No.	Parts No.
3- 7	316-11631-00-97	10-24	91201-06025	2- 5	92501-06018
3- 7	316-11631-00-98	19-10	91201-06025	2-13	92501-06018
3- 7	316-11631-00-99	26-21	91201-06030	16-14	92501-06025
3- 7	316-11635-00	30-15	91201-06030	24- 6	92501-06025
3- 7	316-11636-00	31-15	91201-06030	35-12	92501-06025
12- 1	316-14610-30	18- 7	91201-10018	2- 4	92501-06030
12-14	316-14729-30	25-19	91202-06012	2-14	92501-06035
2- 2	316-15415-00	22- 4	91203-06020	1- 5	92501-06045
20- 0-1	316-23100-60-71	22-11	91203-06020	1- 6	92501-06055
30- 7	316-82520-00	32-17	91203-06040	2- 6	92501-06055
30- 5	316-83540-00	21-12	91204-10030	2-15	92501-06060
30- 1	316-83570-40	20-27	91311-08020	1- 7	92501-06065
24-14	317-21786-01-71	10-18	91316-08030	2- 7	92501-06065
11-19	802-14158-00-33	22-16	91401-12015	1- 8	92501-06070
11-20	802-14161-00	13- 7	91401-12018	32- 6	92503-06010
11-22	802-14169-00	11-33	91401-16015	33-10	92503-06015
28- 8	802-84126-00	27-35	91401-20012	27-33	92801-10300
28-16	802-84126-00	18-13	91401-20025	25- 3	92801-10700
29-16	802-84126-00	18-21	91401-25012	16-10	92801-10100
16-28	803-82591-00	6- 6	91401-25017	18-12	92802-10500
12-11	91101-06015	27-36	91401-25018	14- 5	92901-04100
10-11	91101-06070	16-22	91401-25030	15- 5	92901-04100
10-14	91101-06090	18-17	91401-40035	28- 9	92901-04100
16- 8	91101-10085	34- 8	91401-40035	14- 6	92901-04200
16-11	91101-10095	25- 6	91501-05055	15- 9	92901-04200
12- 4	91201-06010	1- 4	91800-16016	28-14	92901-04200
25-13	91201-06010	1- 9	91810-03014	29-14	92901-04200
16- 3	91201-06012	2-10	91810-03014	6-14	92901-05100
25- 4	91201-06012	12-17	91903-06012	13- 4	92901-05100
34-25	91201-06012	19-26	92102-06025	14-15	92901-05100
34-41	91201-06012	9-12	92501-06010	17- 8	92901-05100
35-18	91201-06012	10- 4	92501-06010	20-33	92901-05100
35-28	91201-06012	6-18	92501-06012	29-10	92901-05100
7-11	91201-06020	19-16	92501-06012	32-10	92901-05100
16-27	91201-06020	19-24	92501-06012	34-15	92901-05100
19- 5	91201-06020	34-30	92501-06012	35- 9	92901-05100
19-11	91201-06020	35-13	92501-06012	17- 9	92901-05200
27-17	91201-06020	4-28	92501-06015	22-17	92901-05200

NUMERICAL INDEX

Ref. No.	Parts No.	Ref. No.	Parts No.	Ref. No.	Parts No.
34-16	92901-05200	16- 6	92901-08100	3-18	93210-18023
9-13	92901-06100	20-25	92901-08100	4-15	93210-85075
10-13	92901-06100	21-15	92901-08100	27- 9	93306-20201
10-25	92901-06100	27-42	92901-08100	3-13	93306-20513
12- 5	92901-06100	28-24	92901-08100	26- 9	93306-30103
12-12	92901-06100	29-27	92901-08100	27-10	93306-30203
16-15	92901-06100	23- 5	92901-08200	5-12	93306-30401
19-12	92901-06100	32-14	92901-08200	3-16	93306-30405
19-18	92901-06100	13-23	92901-08400	5-31	93306-30408
19-25	92901-06100	16- 9	92901-10100	3- 8	93310-21632
21-20	92901-06100	18- 8	92901-10100	3- 8	93310-21636
22- 5	92901-06100	21-13	92901-10100	3- 5	93310-42231
22-12	92901-06100	27-34	92901-10200	5- 8	93315-31502
24- 8	92901-06100	3-25	92901-12100	4- 2	93341-22603
25- 5	92901-06100	26-35	92901-12200	5-25	93410-13004
26-23	92901-06100	29-23	92901-12300	8-10	93410-20009
32- 7	92901-06100	17- 5	92901-14100	26-11	93410-20009
34-13	92901-06100	27-27	92901-14100	8-14	93410-30012
32-15	92901-06100	14-20	92902-05100	27-43	93410-52020
34-21	92901-06100	25-20	92902-06100	23-10	93430-02001
34-26	92901-06100	25-14	92902-06200	23-12	93430-02001
33-29	92901-06100	13- 5	93101-1001	6-11	93430-03014
34-31	92901-06100	13-18	93101-1002	23- 6	93430-06005
34-42	92901-06100	26-10	93102-18008	13-19	93430-08007
35-14	92901-06100	3-14	93102-25061	6- 7	93430-10017
35-19	92901-06100	5-26	93210-26042	7- 8	93430-12009
10- 5	92901-06200	3-17	93103-28011	5-22	93440-15012
12- 6	92901-06200	26-28	93104-07003	4-12	93501-04011
16- 4	92901-06200	4-23	93104-11028	21- 2	93501-04011
16-16	92901-06200	8- 9	93104-20017	21- 5	93503-16010
18-20	92901-06200	27-25	93104-22018	6-28	93505-16006
26-24	92901-06200	26-17	93105-47005	13- 8	93505-32002
30-16	92901-06200	27-11	93106-26005	1-10	93603-14026
31-16	92901-06200	7- 6	93109-14005	13-16	93603-22028
34-32	92901-06200	9- 8	93210-07100	6- 9	93604-22050
33- 9	92901-06300	16-13	93210-11012	26- 4	94130-18073
10-19	92901-08100	9- 6	93210-13016	26- 4	94132-18074
14-18	92901-08100	26-29	93210-14104	27- 4	94132-18074

NUMERICAL INDEX

Ref No.	Parts No.	Ref No.	Parts No.	Ref No.	Parts No.
27- 4	94135-18079	22-20	98503-05018		
26- 5	94230-18012	34-28	98701-05015		
26- 5	94232-18020	35-21	98701-05015		
27- 5	94232-18020	15-15	98701-06012		
27- 5	94235-18022	20-34	98801-05100		
26- 6	94330-18010	32-11	98801-05100		
26- 6	94332-18016	13- 3	98801-05200		
27- 6	94332-18016	29- 9	98801-05200		
27- 6	94335-18018	29- 9	98801-06100		
26- 3	94414-18007	19-17	98801-06100		
27- 3	94416-18040	26-22	98801-06100		
26- 3	94416-18046	32-16	98801-06100		
27- 3	94418-18045	34-20	98801-06100		
27-37	94524-28112	10-12	98801-06200		
27-28	94624-28001	4-26	98801-06300		
34-23	94701-00045	22- 6	98801-06300		
35-16	94701-00045	19-13	98801-06700		
27-24	97101-08012	16- 7	98801-08100		
16- 5	97101-08110	20-31	98801-08100		
21-14	97104-08045	28-23	98801-08100		
8- 7	97201-08030	28-24	98802-10810		
28-22	97204-08025	29-26	98801-08100		
29-25	97204-08025	13-22	98801-08300		
21-18	97204-08030	27-32	98801-08300		
14- 7	98501-04006	26-34	98801-12200		
14- 4	98501-04008	17- 4	98801-14100		
28- 7	98501-04010	27-26	98801-14200		
14-14	98501-05008	22-15	98802-05500		
17- 7	98501-05010	27-29	98803-08300		
34-14	98501-05010	33- 6	98803-08300		
35- 8	98501-05010	21-16	98803-08700		
5-11	98501-05012	13-12	98901-04008		
6-13	98501-05012				
29- 8	98501-05012				
13-24	98501-05015				
34-19	98501-06012				
34-12	98501-06015				
22-35	98503-03006				

www.legends-yamaha-enduros.com



YAMAHA MOTOR CO., LTD.

PRINTED IN JAPAN

First edition Sept., 1971

(314-S0)