



# YAMAHA

## PARTS LIST

MODEL **MX125**

[www.legends-yamaha-enduros.com](http://www.legends-yamaha-enduros.com)

NOTICE

ALL PART NUMBERS CONTAINED IN THIS CATALOGUE ARE COMPRISED OF TEN DIGITS. WHEN ORDERING, PLEASE ADD TWO ZEROS TO THE END OF EACH PART NUMBER REQUIRED TO CONVERT THE TEN DIGITS INTO THE NEW TWELVE DIGIT NUMBERS.

**YAMAHA MOTOR CO., LTD.**

# YAMAHA

## PARTS LIST

### MODEL MX125

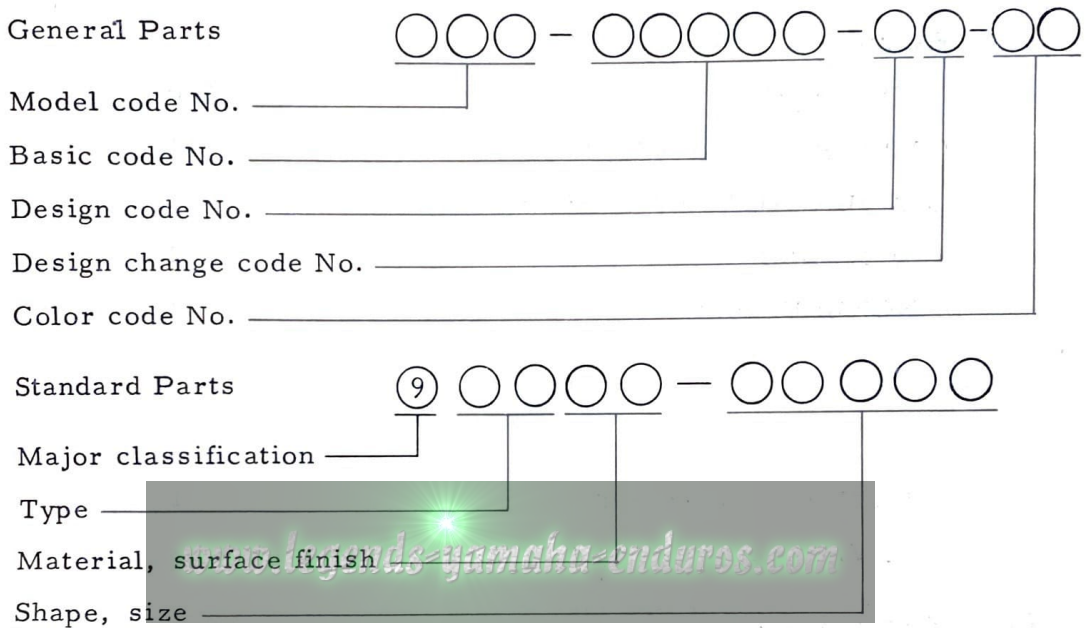
[www.legends-yamaha-enduros.com](http://www.legends-yamaha-enduros.com)

# FOREWORD

This Parts List relates to the parts in use for the Yamaha MX125. When you are ordering replacement parts for the MX125, refer to this Parts List and quote both part numbers and part names correctly.

## 1. Structure of Part No.

Yamaha parts are divided largely into two categories; general parts and standard parts, and each part No. has the following structure:



Note: Every standard No. begins with 9.

## 2. How to Use this Parts List

(1) Except for steel balls (whose size is indicated in inches), the size of all parts is indicated in millimeters in the following manner.

Pipe (rubber or vinyl) . . . . Inside diameter - length

O-ring . . . . . Section area - inside diameter

Washer, shim, collar . . . . Inside diameter - outside diameter - thickness (length)

(2) Parts, which are to be supplied in the form of assemblies, are listed with an indentation of one letter's space, and a dot (.) is put

against the name of each part. If any two different assemblies (e.g., right and left side components) consist of almost the same type components, these two assemblies are listed in two lines, and then the names of component parts are listed in the subsequent lines with an indention as mentioned earlier. The quantity of parts is given in the following manner; that is, in the case of parts being the same in type between the right and left, a total quantity of parts is given. On the other hand, if the right and left side parts are different in type, the quantity of part(s) on each side is given.

Example

Description	Q'ty
CARBURETOR ASS'Y, left	1
CARBURETOR ASS'Y, right	1
. JET, pilot	2
. NOZZLE, main	2
⋮	
⋮	
⋮	
. LEVER, starter, left	1
. LEVER, starter, right	1

(3) Key to Symbols

- U. R. . . . . Use size (thickness) and/or number as required
- U. N . . . . . Use as many as you need
- T . . . . . Number of teeth in a gear
- V . . . . . Voltage for light bulbs
- S . . . . . "S" type oil seal or "S" type circlip
- SD . . . . . "SD" type oil seal
- SO . . . . . "SO" type oil seal
- SW . . . . . "SW" type oil seal
- E . . . . . "E" type circlip
- R . . . . . "R" type circlip
- F/No. . . . . Frame No. (Applicable machine No.)

- (4) The right and left in relation to parts are determined on the basis of the rider facing toward the front.
- (5) This Parts List is based on the model in the production line on Mar., 1, 1973. Accordingly, if any modifications which have been made to parts will be announced in the Yamaha Parts News. It is advisable that according to the Yamaha Parts News, You will make necessary corrections to the Parts List on hand to keep it up-to dated.

[www.legends-yamaha-enduros.com](http://www.legends-yamaha-enduros.com)

# CONTENTS

## ENGINE

Fig. 1	Crankcase · Cylinder	1
Fig. 2	Crankcase Cover	5
Fig. 3	Crank · Piston	7
Fig. 4	Clutch	11
Fig. 5	Transmission	15
Fig. 6	Shifter 1	19
Fig. 7	Shifter 2	21
Fig. 8	Kick Starter	23
Fig. 9	Intake	25
Fig. 10	Carburetor	27
Fig. 11	Exhaust	31
Fig. 12	Oil Pump	33
Fig. 13	Flywheel Magneto	37

## CHASSIS

Fig. 14	Frame · Side Cover	41
Fig. 15	Rear Arm · Rear Cushion	45
Fig. 16	Stand · Footrest · Brake Pedal	47
Fig. 17	Front Fender · Rear Fender	51
Fig. 18	Steering	53
Fig. 19	Front Fork	55
Fig. 20	Handle · Wire	59
Fig. 21	Fuel Tank	63
Fig. 22	Oil Tank	65
Fig. 23	Seat	67
Fig. 24	Front Wheel	69
Fig. 25	Rear Wheel	73
Fig. 26	Electrical	77

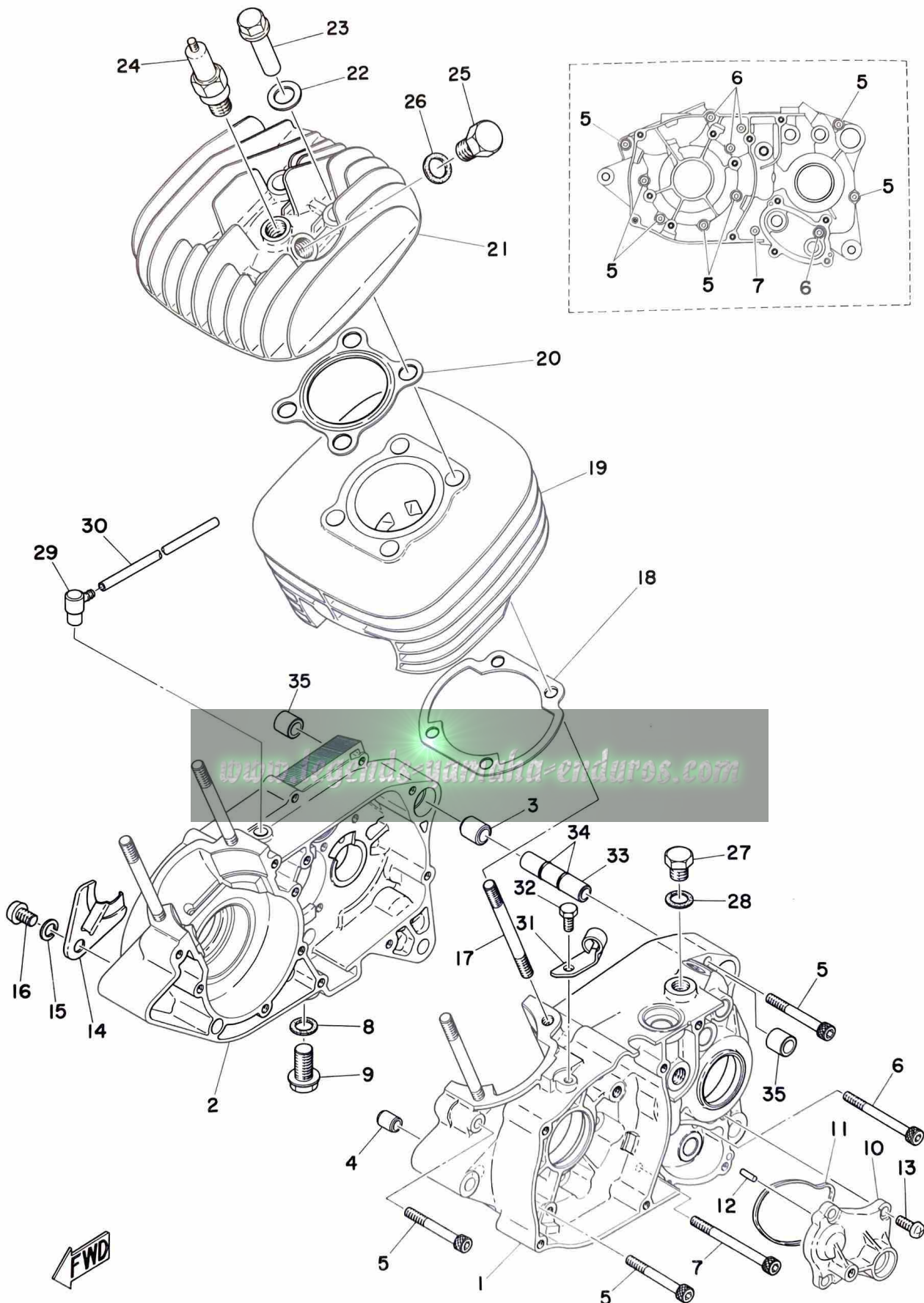
## NUMERICAL INDEX

# ENGINE

[www.legends-yamaha-enduros.com](http://www.legends-yamaha-enduros.com)

**YAMAHA**  
**PARTS**

Fig. 1 CRANKCASE · CYLINDER

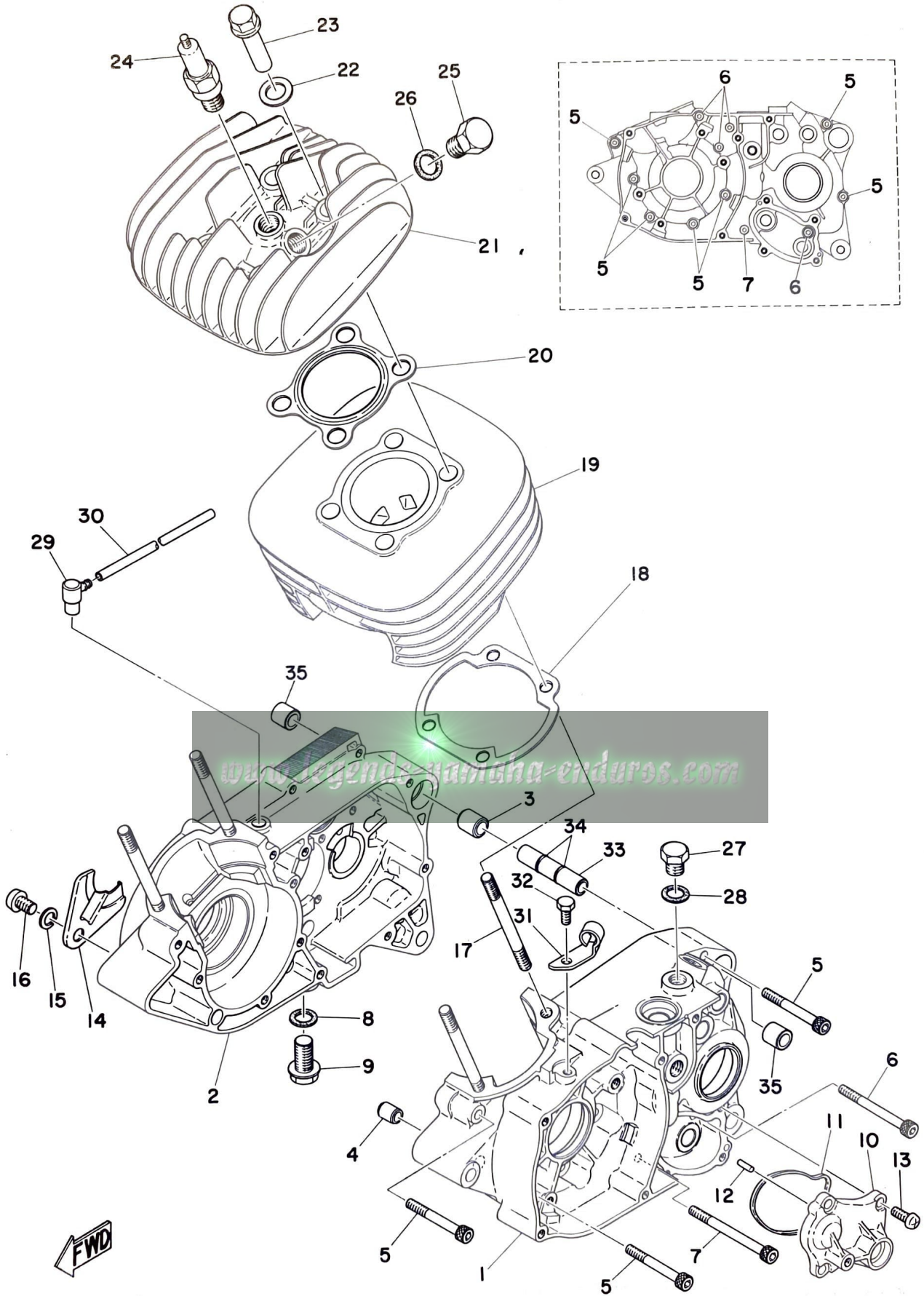




# CRANKCASE · CYLINDER

Ref. No.	Parts No.	Description	Q'ty	Applicable Machine No.	Remarks
1- 1	401-15111-01	CASE, crank left .....	1		
1- 2	401-15121-01	CASE, crank right .....	1		
1- 3	91810-19020	PIN, dowel (16.5-20-20) .....	1		
1- 4	91810-02014	PIN, dowel (6.4-10-14) .....	1		
1- 5	91316-06050	BOLT .....	7		
1- 6	91316-06060	BOLT .....	4		
1- 7	91316-06070	BOLT .....	1		
1- 8	132-15353-00	GASKET, drain plug .....	1		
1- 9	132-15351-00	PLUG, drain .....	1		
1-10	401-15419-00	COVER, shifter .....	1		
1-11	401-15449-00	RING, rubber .....	1		
1-12	93603-12007	PIN, dowel (3-11.8) .....	2		
1-13	92501-06015	SCREW, panhead .....	4		
1-14	304-15128-00	HOLDER, right .....	1		
1-15	92901-08100	WASHER, spring .....	1		
1-16	92501-08012	SCREW, panhead .....	1		
1-17	248-11361-00	BOLT, cylinder holding .....	4		
1-18	248-11351-00	GASKET, cylinder .....	1		
1-19	401-11311-00	CYLINDER .....	1		
1-20	248-11181-00	GASKET, cylinder head .....	1		
1-21	401-11111-01	HEAD, cylinder .....	1		
1-22	278-11175-00	WASHER, plain .....	4		
1-23	248-11171-01	NUT, cylinder holding .....	4		

Fig. 1 CRANKCASE · CYLINDER

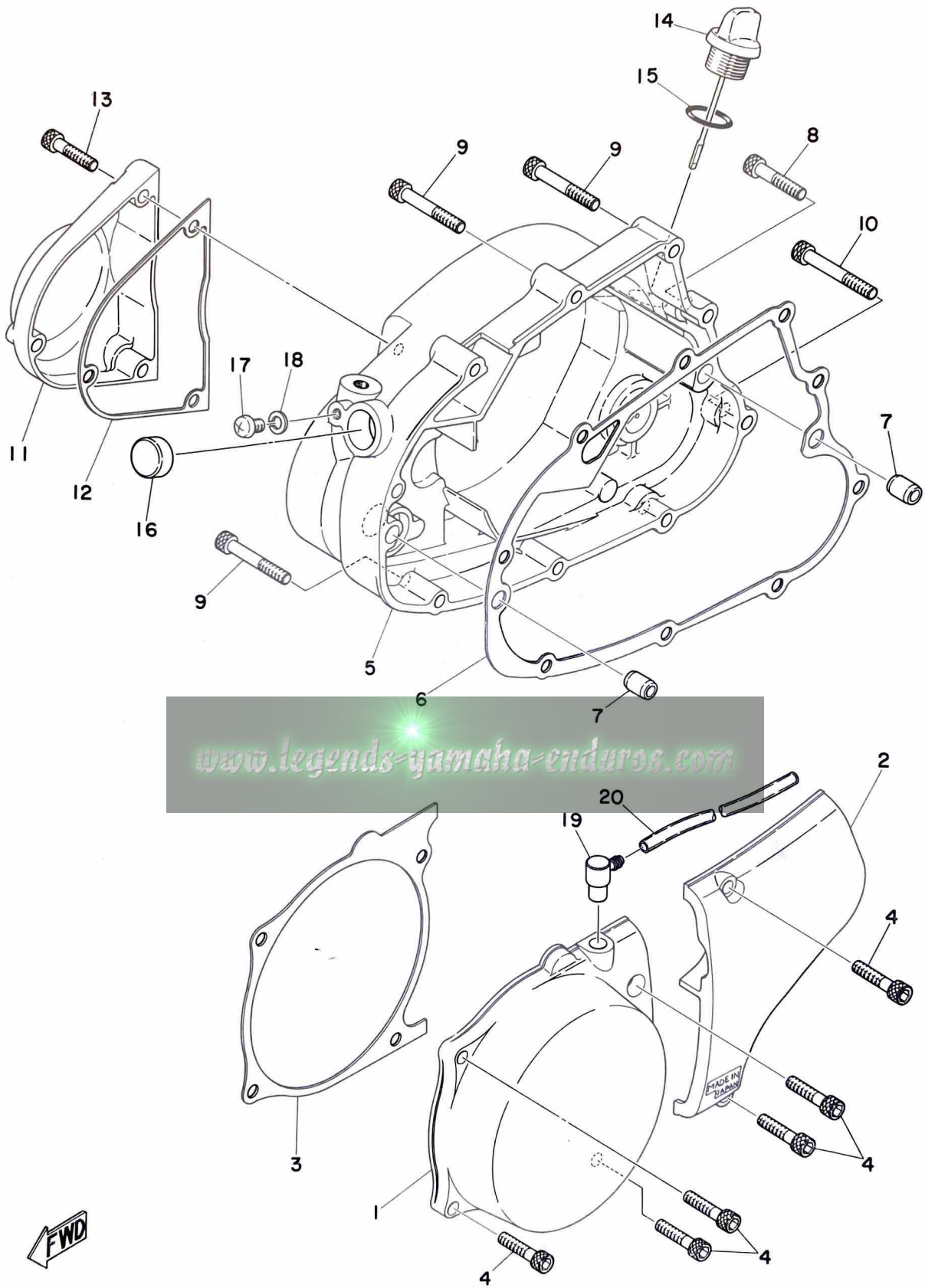


# CRANKCASE · CYLINDER

Ref. No.	Parts No.	Description	Q'ty	Applicable Machine No.	Remarks
1-24	94701-00075	PLUG, spark (B-9EV) .....	1		
1-25	214-11197-00	PLUG, blind .....	1		
1-26	214-11198-01	GASKET .....	1		
1-27	288-18588-00	PLUG, blind .....	1		
1-28	136-82543-00	GASKET .....	1		
1-29	120-15371-00	BREATHER .....	1		
1-30	304-15373-00	PIPE, breather (5-200) .....	1		
1-31	401-15441-01	HOLDER, clutch wire .....	1		
1-32	91201-06012	BOLT .....	1		
1-33	401-15317-00	SPACER, engine mount .....	1		
1-34	93210-11073	. O-RING (2.4-10.8) .....	2		
1-35	328-15316-00	DAMPER, engine mount .....	2		



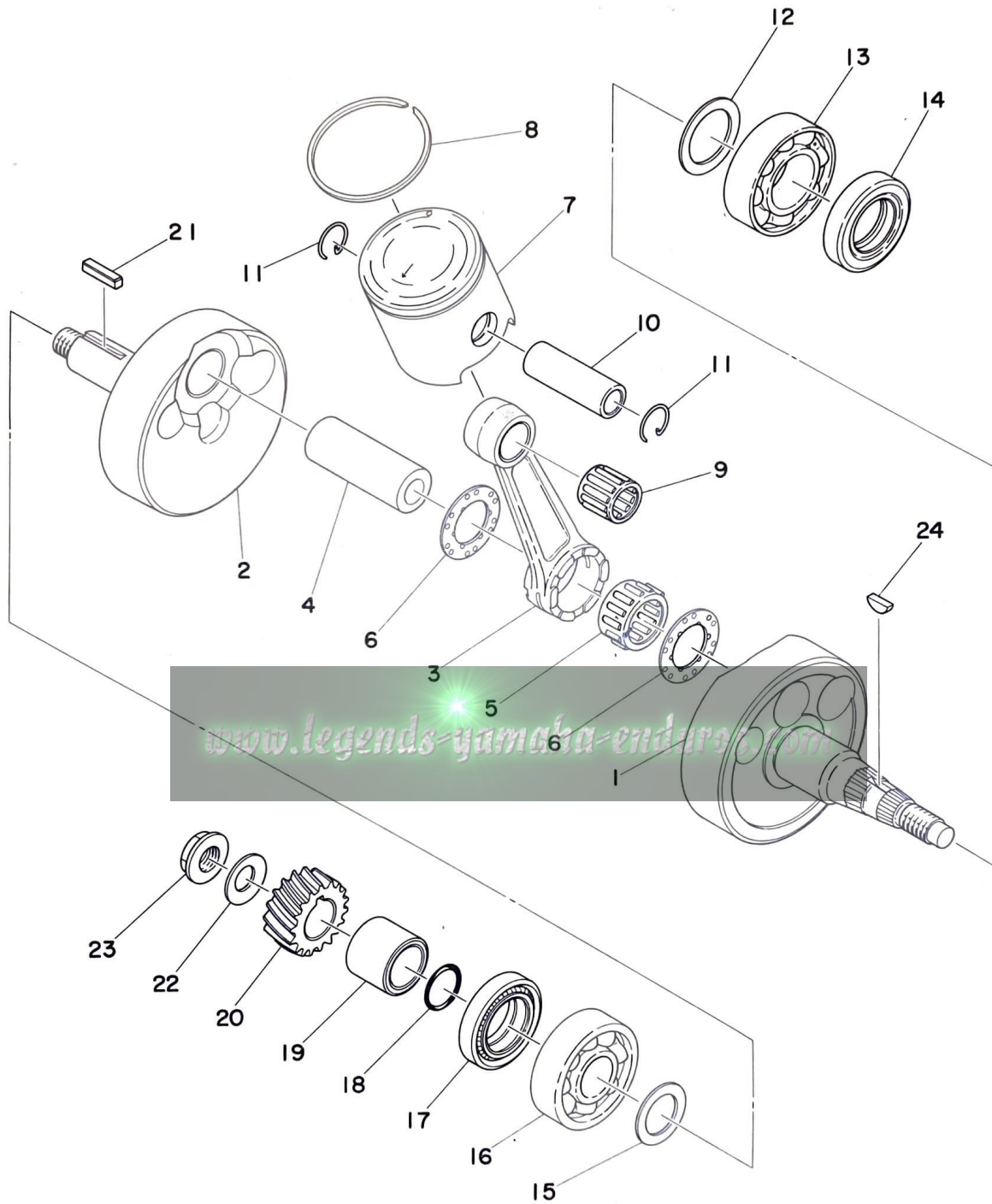
Fig. 2 CRANKCASE COVER



# CRANKCASE COVER

Ref. No.	Parts No.	Description	Q'ty	Applicable Machine No.	Remarks
2- 1	401-15411-00	COVER, crankcase left 1 .....	1		
2- 2	401-15421-00	COVER, crankcase left 2 .....	1		
2- 3	401-15455-00	GASKET, crankcase cover left 1 ..	1		
2- 4	91316-06025	BOLT .....	6		
2- 5	401-15431-00	COVER, crankcase right .....	1		
2- 6	401-15451-00	GASKET, crankcase cover right ..	1		
2- 7	91810-02014	PIN, dowel (6.4-10-14) .....	2		
2- 8	91316-06030	BOLT .....	2		
2- 9	91316-06040	BOLT .....	6		
2-10	91316-06045	BOLT .....	1		
2-11	401-15416-00	COVER, oil pump .....	1		
2-12	402-15456-00	GASKET, oil pump cover .....	1		
2-13	91316-06025	BOLT .....	3		
2-14	401-15362-00	PLUG, oil level .....	1		
2-15	93210-19123	O-RING (2.4-19) .....	1		
2-16	363-17481-00	PLUG, blind .....	1		
2-17	92501-06010	SCREW, panhead .....	1		
2-18	92901-06100	WASHER, spring .....	1		
2-19	120-15371-00	BREATHER .....	1		
2-20	304-15373-00	PIPE, breather (5-200) .....	1		

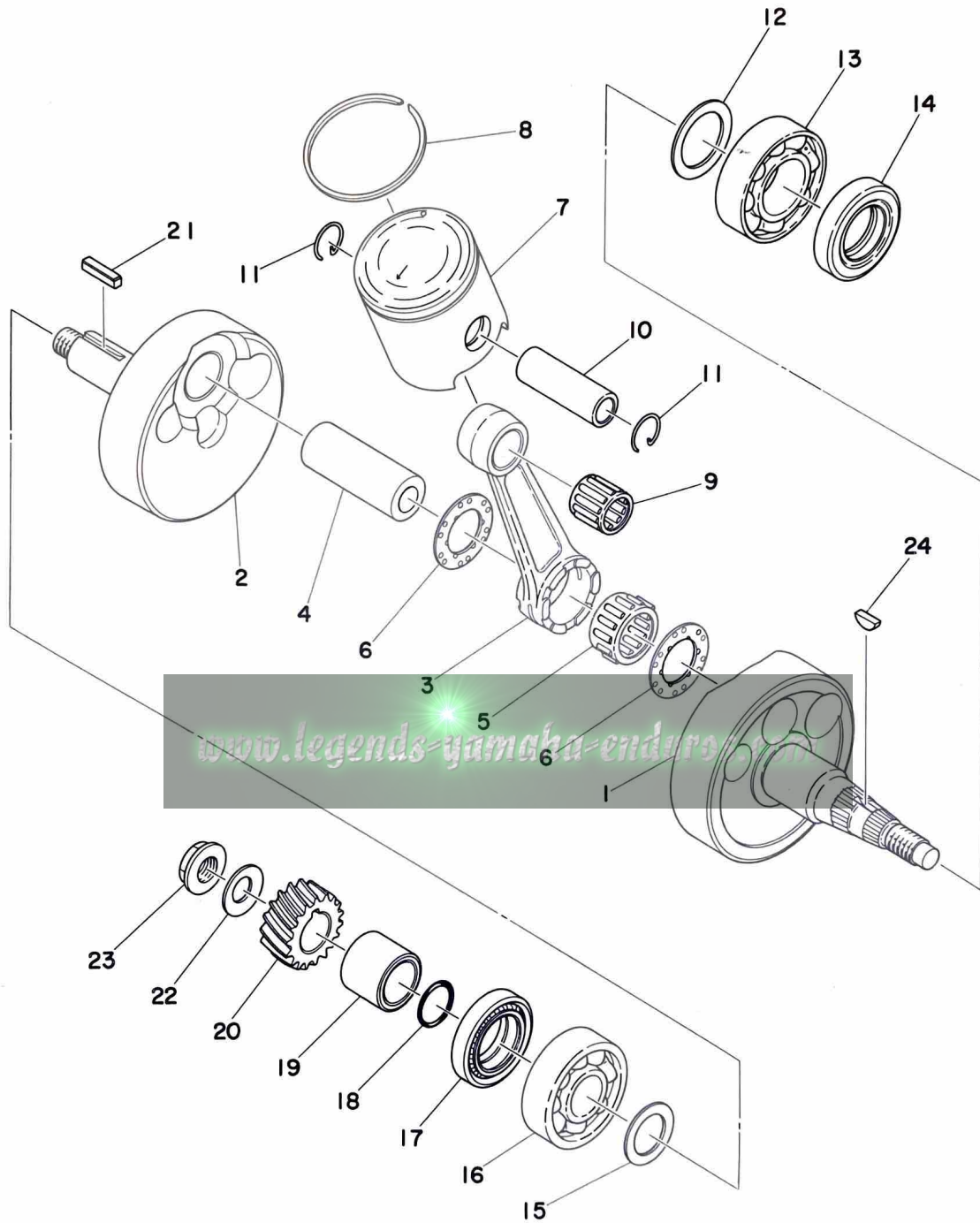
Fig. 3 CRANK · PISTON



# CRANK · PISTON

Ref. No.	Parts No.	Description	Q'ty	Applicable Machine No.	Remarks
3- 0-1	401-11400-00	CRANK ASS'Y .....	1		
3- 1	314-11412-01	. CRANK, left .....	1		
3- 2	401-11422-00	. CRANK, right .....	1		
3- 3	345-11651-71	. ROD, connecting .....	1		
3- 4	248-11681-00	. PIN, crank .....	1		
3- 5	93310-42255	. BEARING, con-rod big end ...	1		
3- 6	164-11685-00	. WASHER, crank pin .....	2		
3- 7	401-11631-00-96	PISTON (55.96mm STD) .....	1	} U.R	
	401-11631-00-97	PISTON (55.97mm STD) .....	1		
	401-11635-00	PISTON (56.25mm 1st O.S) .....	1		Alternate Parts
	401-11636-00	PISTON (56.50mm 2nd O.S) .....	1		Alternate Parts
	401-11637-00	PISTON (56.75mm 3rd O.S) .....	1		Alternate Parts
	401-11638-00	PISTON (57.00mm 4th O.S) .....	1		Alternate Parts
3- 8	401-11611-00	RING, piston (STD) .....	1		
	401-11611-10	RING, piston (1st O.S) .....	1		Alternate Parts
	401-11611-20	RING, piston (2nd O.S) .....	1		Alternate Parts
	401-11611-30	RING, piston (3rd O.S) .....	1		Alternate Parts
	401-11611-40	RING, piston (4th O.S) .....	1		Alternate Parts
3- 9	93310-21636	BEARING, con-rod small end ...	1		
3-10	137-11633-00	PIN, piston .....	1		
3-11	137-11634-00	CLIP, piston .....	2		
3-12	132-11561-00-03	SHIM, crank (25.5-35-0.3) ...	1	} U.R	
	132-11561-00-05	SHIM, crank (25.5-35-0.5) ...	1		
3-13	93306-20517	BEARING, crank (6205C4) .....	1		
3-14	93102-25061	OIL SEAL (SD-25-40-8) .....	1		

Fig. 3 CRANK · PISTON

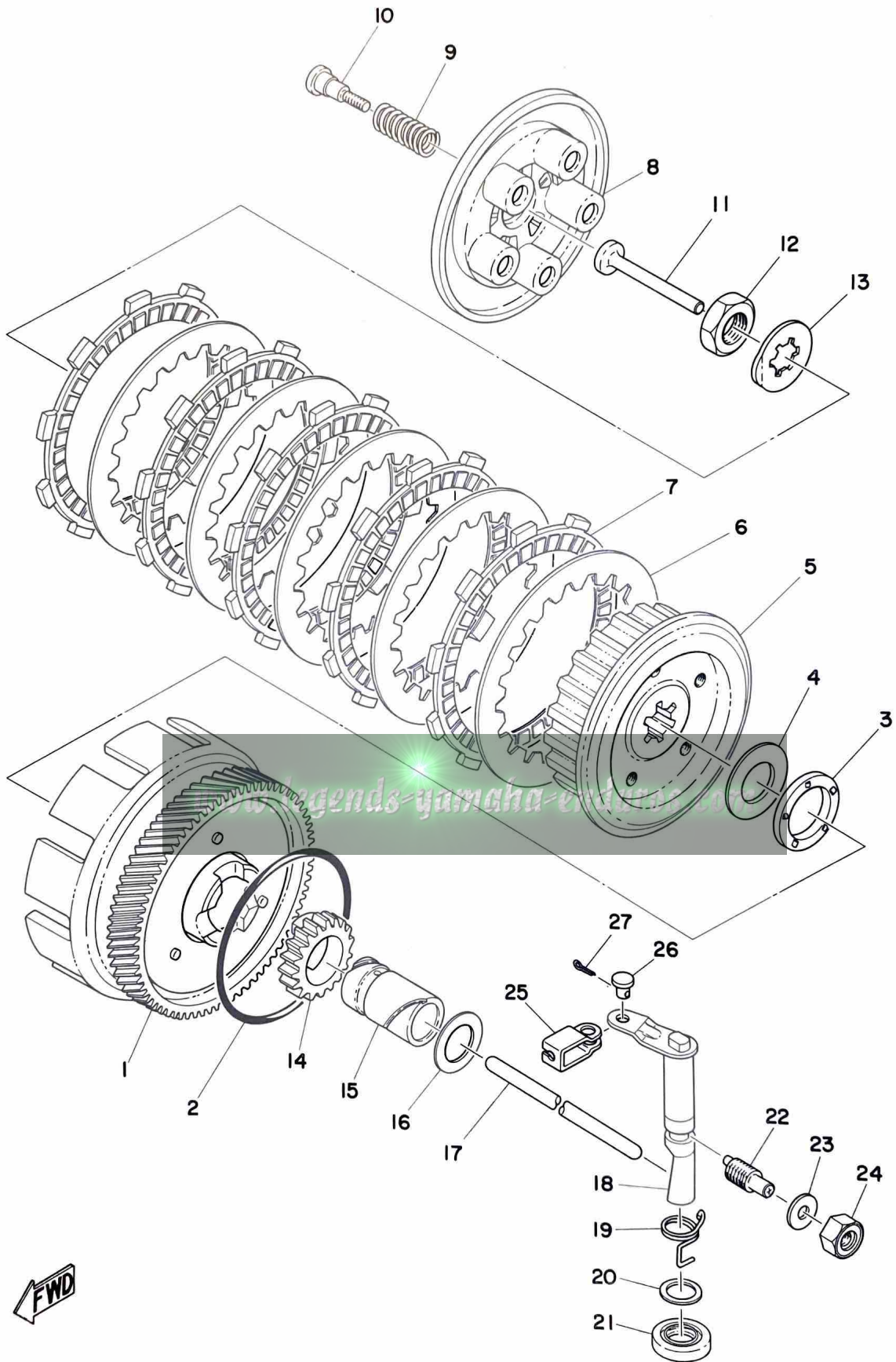




# CRANK · PISTON

Ref. No.	Parts No.	Description	Q'ty	Applicable Machine No.	Remarks
3-15	136-11561-00-04	SHIM, crank (20-30-0.4) .....	} U.R 1		
	136-11561-00-05	SHIM, crank (20-30-0.5) .....			
	136-11561-00-06	SHIM, crank (20-30-0.6) .....			
	136-11561-00-07	SHIM, crank (20-30-0.7) .....			
3-16	93306-30405	BEARING, crank (6304C3) .....	1		
3-17	93103-28011	OIL SEAL (SW-28-40-8) .....	1		
3-18	93210-18023	O-RING (1.2-17.6) .....	1		
3-19	248-16136-00	COLLAR, distance .....	1		
3-20	401-16111-00	GEAR, primary drive (19T) ....	1		
3-21	353-11546-00	KEY .....	1		
3-22	164-16119-00	SPRING, belleville .....	1		
3-23	353-16144-00	NUT, lock .....	1		
3-24	146-11545-00	KEY, woodruff .....	1		
<div style="background-color: #cccccc; padding: 5px; display: inline-block;"> <a href="http://www.legends-yamaha-enduros.com">www.legends-yamaha-enduros.com</a> </div> <b>ALTERNATE PARTS</b>					
3- 0-2	401-11630-00	PISTON ASS'Y (STD) .....	1		
	401-11630-10	PISTON ASS'Y (1st O.S) .....	1		
	401-11630-20	PISTON ASS'Y (2nd O.S) .....	1		
	401-11630-30	PISTON ASS'Y (3rd O.S) .....	1		
	401-11630-40	PISTON ASS'Y (4th O.S) .....	1		

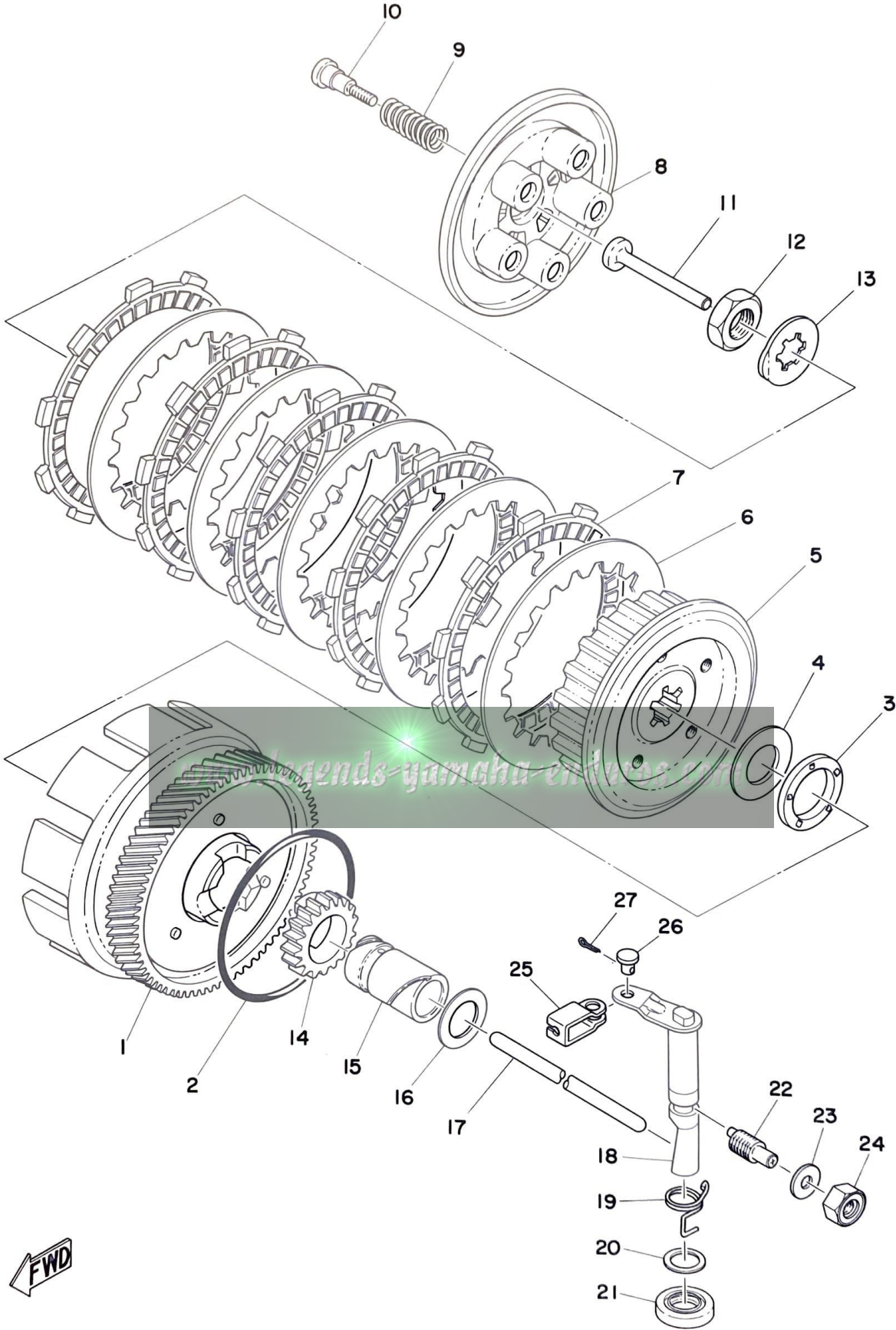
Fig. 4 CLUTCH



# CLUTCH

Ref. No.	Parts No.	Description	Q'ty	Applicable Machine No.	Remarks
4- 0-1	401-16301-00	CLUTCH ASS'Y .....	1		
4- 1	401-16150-00	. PRIMARY DRIVEN GEAR COMP. (74T) .....	1		
4- 2	93210-85075	. O-RING (3.1-84.4) .....	1		
4- 3	93341-22603	. BEARING, thrust .....	1		
4- 4	174-16154-00	. PLATE, thrust right (20-38-2) ..	1		
4- 5	174-16371-01	. BOSS, clutch .....	1		
4- 6	137-16324-00	. PLATE, clutch .....	5		
4- 7	401-16321-00	. PLATE, friction .....	5		
4- 8	132-16351-00	. PLATE, pressure .....	1		
4- 9	132-16333-00	. SPRING, clutch .....	5		
4-10	137-16337-01	. SCREW, spring .....	5		
4-11	137-16356-00	ROD, push 1 .....	1		
4-12	102-17463-00	NUT, lock .....	1		
4-13	102-17464-00	WASHER, lock .....	1		
4-14	261-15631-00	GEAR, kick pinion (19T) .....	1		
4-15	174-16176-01	COLLAR, distance .....	1		
4-16	248-16164-01	PLATE, thrust left (20.2-31-3) ..	1		
4-17	401-16357-00	ROD, push 2 .....	1		
4-18	401-16382-00	AXLE, push lever .....	1		
4-19	401-16345-00	SPRING, return .....	1		
4-20	150-25153-00	SHIM, cam shaft (14-26-0.5) ....	1		
4-21	93104-14004	OIL SEAL (SO-14-25-4) .....	1		
4-22	364-16343-00	SCREW, adjusting .....	1		

Fig. 4 CLUTCH

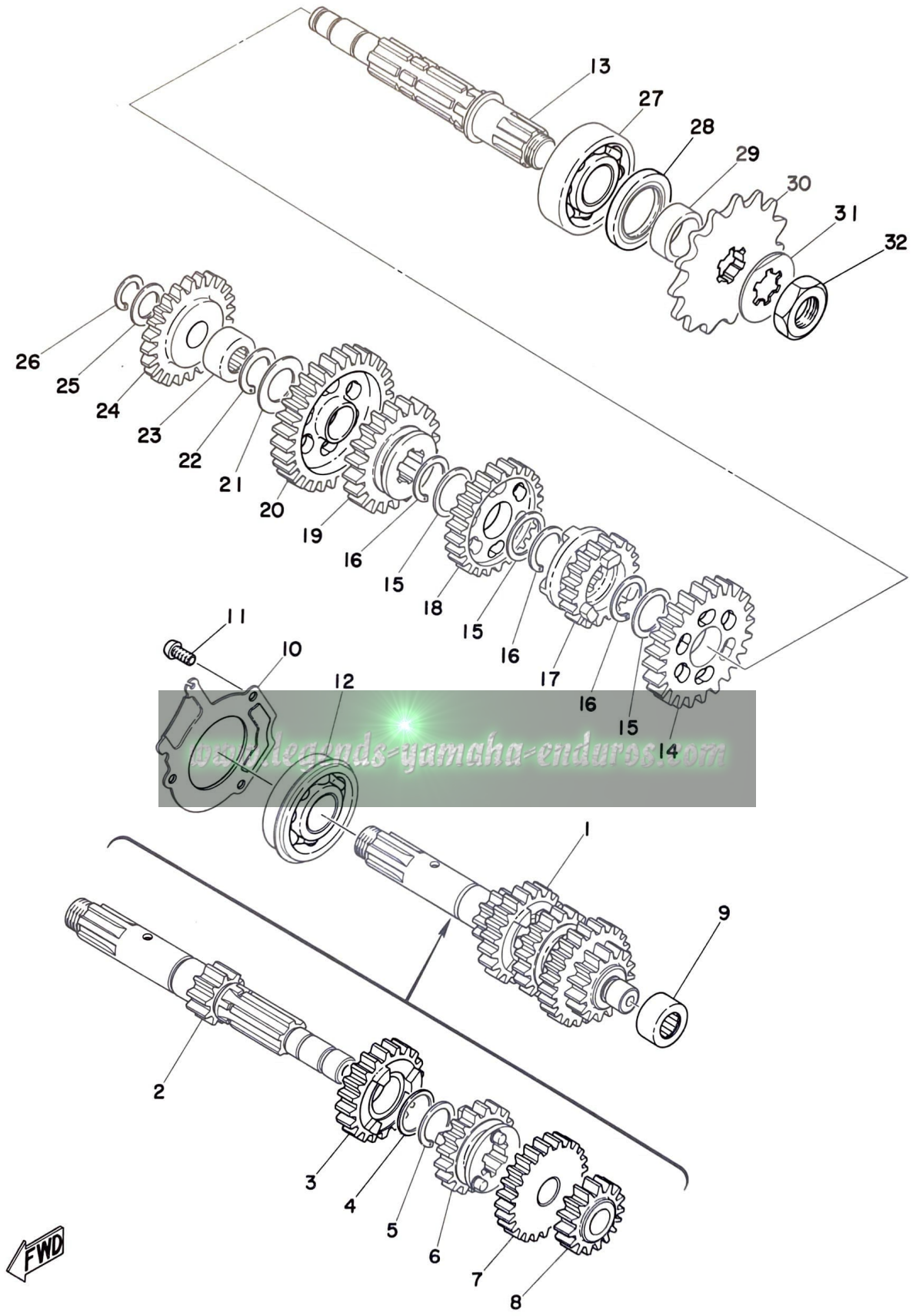


# CLUTCH

Ref. No.	Parts No.	Description	Q'ty	Applicable Machine No.	Remarks
4-23	363-16387-00	GASKET .....	1		
4-24	363-16344-00	NUT, adjusting .....	1		
4-25	214-16389-00	JOINT .....	1		
4-26	214-16379-00	PIN .....	1		
4-27	91401-10010	PIN, cotter .....	1		

[www.legends-yamaha-enduros.com](http://www.legends-yamaha-enduros.com)

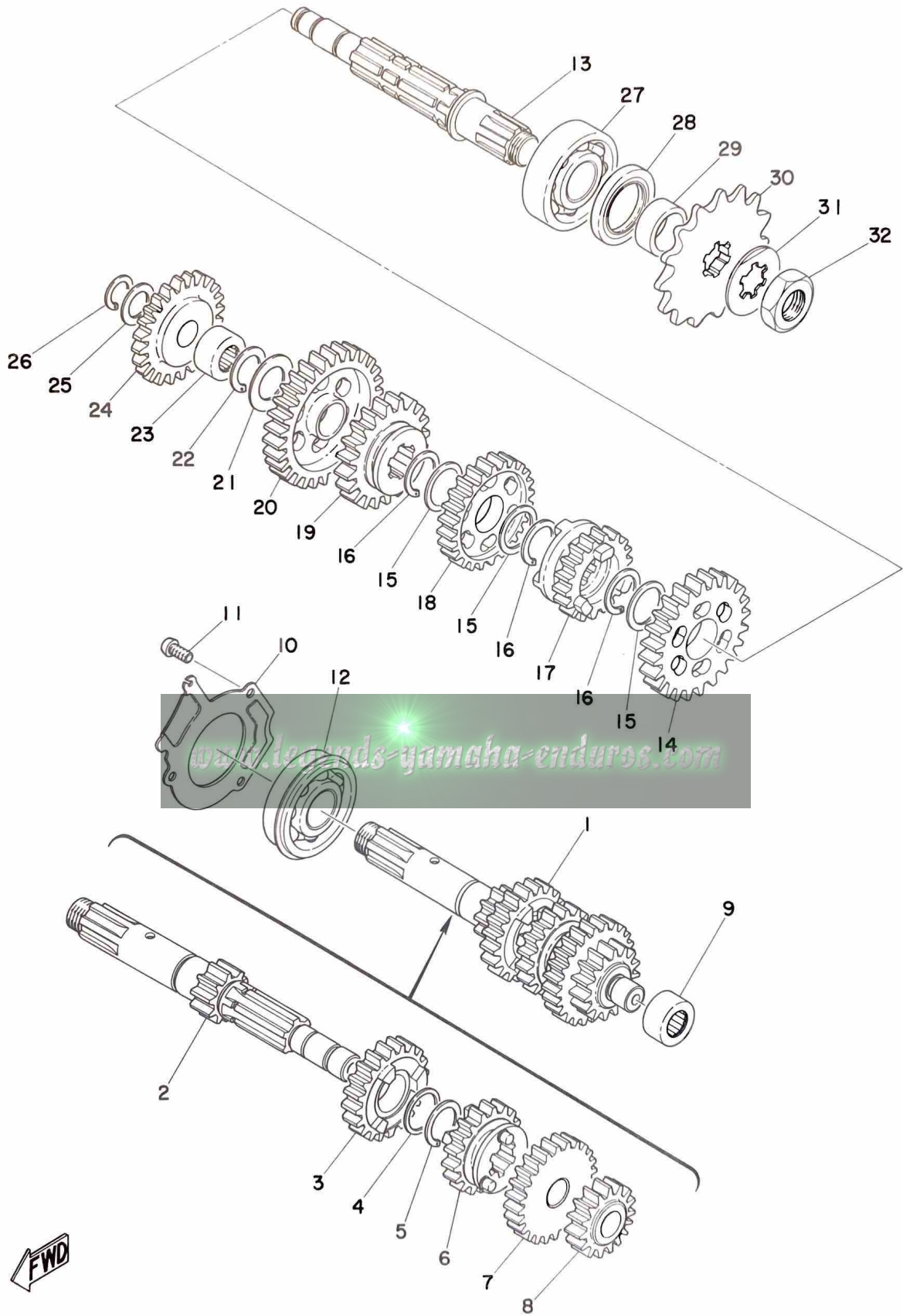
Fig. 5 TRANSMISSION



# TRANSMISSION

Ref. No.	Parts No.	Description	Q'ty	Applicable Machine No.	Remarks
5- 1	401-17410-60	MAIN AXLE COMP. ....	1		
5- 2	401-17411-00	. AXLE, main (12T) ....	1		
5- 3	427-17141-00	. GEAR, 4th pinion (22T) .....	1		
5- 4	132-17216-00	. WASHER, gear hold (20-25-1.0)	1		
5- 5	132-17414-00	. CLIP .....	1		
5- 6	427-17131-00	. GEAR, 3rd pinion (19T) .....	1		
5- 7	427-17151-00	. GEAR, 5th pinion (23T) .....	1		
5- 8	427-17121-00	. GEAR, 2nd pinion (16T) .....	1		
5- 9	93315-31502	BEARING .....	1		
5-10	401-17471-00	PLATE, cover .....	1		
5-11	98501-05012	SCREW, panhead .....	3		
5-12	93306-30408	BEARING (6304Z) .....	1		
5-13	315-17421-01	AXLE, drive .....	1		
5-14	427-17221-00	GEAR, 2nd wheel (30T) .....	1		
5-15	132-17216-00	WASHER, gear hold (20-25-1.0) ..	3		
5-16	132-17414-00	CLIP .....	3		
5-17	427-17251-00	GEAR, 5th wheel (22T) .....	1		
5-18	427-17231-00	GEAR, 3rd wheel (26T) .....	1		
5-19	265-17241-00	GEAR, 4th wheel (24T) .....	1		
5-20	265-17211-00	GEAR, 1st wheel (22T) .....	1		
5-21	164-17427-00-06	SHIM, drive axle (15.2-30-0.6) ..	1		
5-22	93440-15012	CIRCLIP .....	1		
5-23	93311-31515	BEARING (15-25-12) .....	1		

Fig. 5 TRANSMISSION



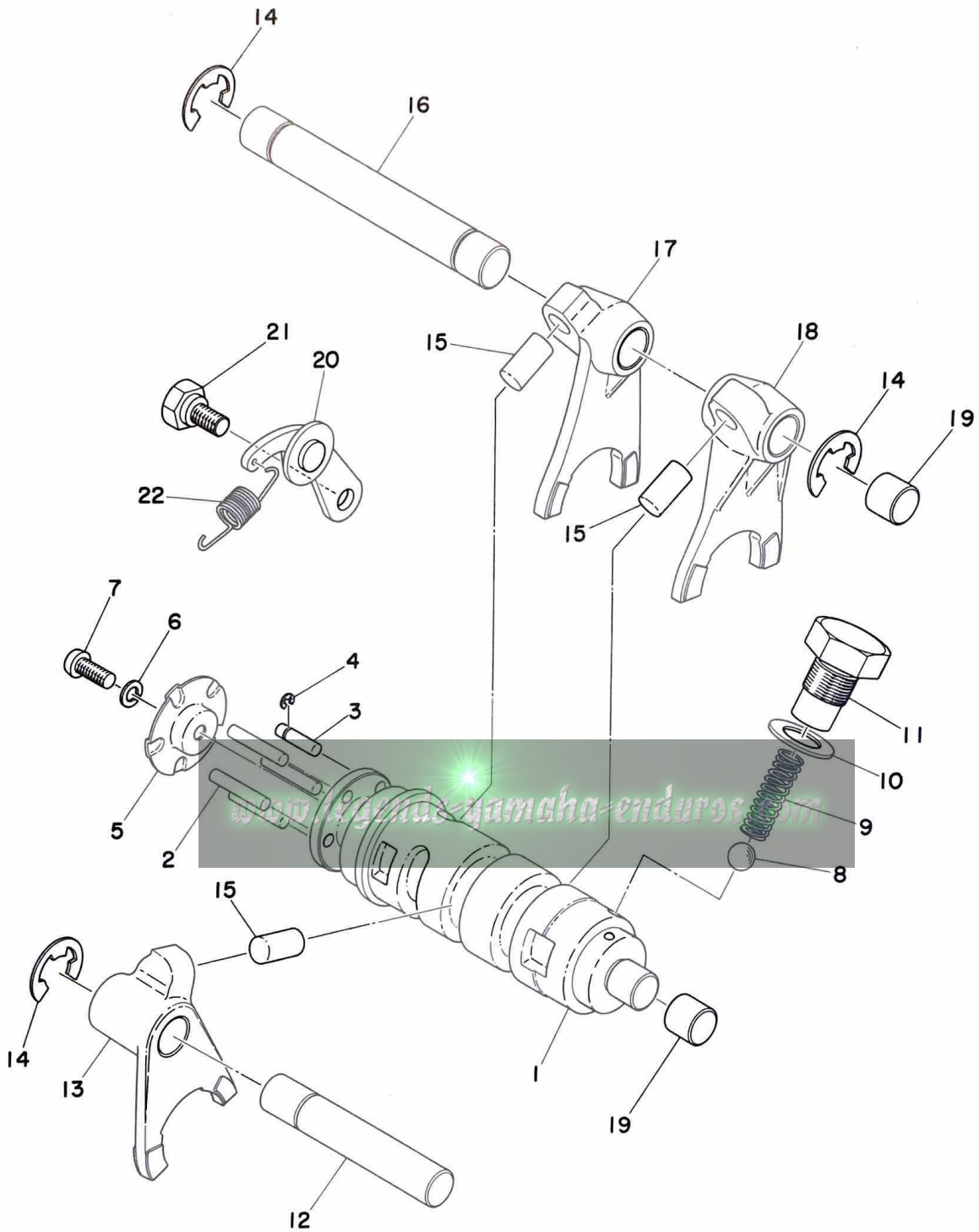


# TRANSMISSION

Ref. No.	Parts No.	Description	Q'ty	Applicable Machine No.	Remarks
5-24	401-15651-00	GEAR, kick idle (25T) .....	1		
5-25	132-15653-00	WASHER, thrust (13.3-22-1.2) ..	1		
5-26	93410-13004	CIRCLIP (S-13) .....	1		
5-27	93306-30401	BEARING (6304) .....	1		
5-28	93102-26042	OIL SEAL (SD-26-38-5) .....	1		
5-29	164-17462-00	COLLAR, distance (10.1-16-9.3)	1		
5-30	174-17461-40	SPROCKET, drive (14T) .....	} U.R 1		STD
	174-17461-50	SPROCKET, drive (15T) .....			
	174-17461-60	SPROCKET, drive (16T) .....			
5-31	102-17464-00	WASHER, lock .....	1		
5-32	102-17463-00	NUT, lock .....	1		



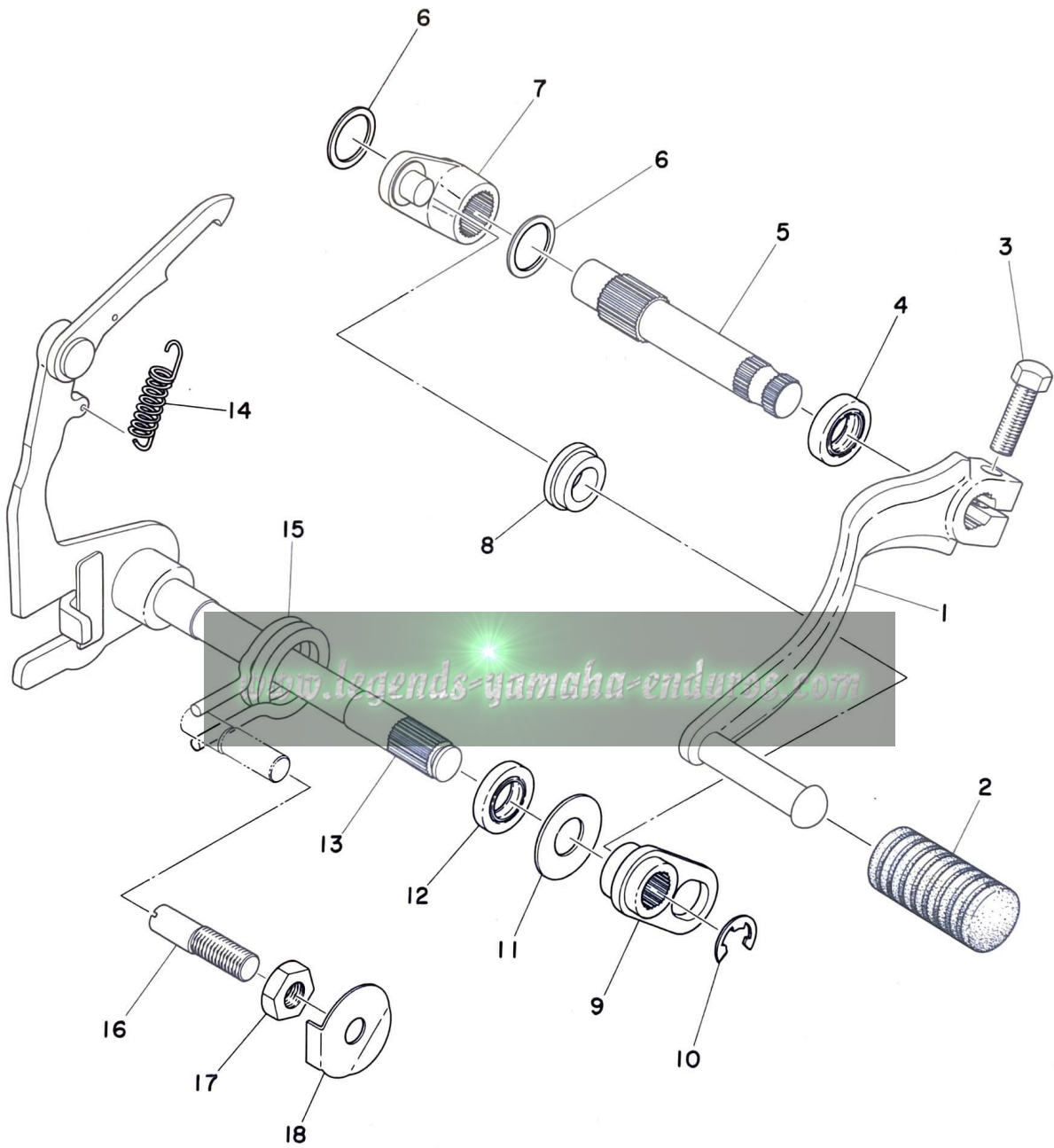
# Fig. 6 SHIFTER 1



# SHIFTER 1

Ref. No.	Parts No.	Description	Q'ty	Applicable Machine No.	Remarks
6- 1	401-18541-00	CAM, shift .....	1		
6- 2	93604-22050	PIN, dowel (4-21.8) .....	4		
6- 3	174-18544-00	PIN, locating .....	1		
6- 4	93430-03014	CLIP, locating .....	1		
6- 5	164-18561-00	PLATE, side .....	1		
6- 6	92901-05100	WASHER, spring .....	1		
6- 7	98501-05012	SCREW, panhead .....	1		
6- 8	93505-16006	BALL (5/16 inch) .....	1		
6- 9	174-18558-00	SPRING, neutral .....	1		
6-10	137-15353-00	GASKET (14.5-21-1.5) .....	1		
6-11	174-18578-00	SCREW, spring .....	1		
6-12	248-18531-00	BAR, shift fork guide .....	1		
6-13	248-18512-01	FORK, shift 2 .....	1		
6-14	93430-10017	CIRCLIP (E-10) .....	3		
6-15	278-18552-00	PIN, cam follower .....	3		
6-16	214-18531-00	BAR, shift fork guide .....	1		
6-17	248-18513-01	FORK, shift 3 .....	1		
6-18	248-18511-01	FORK, shift 1 .....	1		
6-19	296-15385-00	PLUG, blind .....	2		
6-20	132-18140-01	STOPPER LEVER ASS'Y .....	1		
6-21	132-18177-00	BOLT, stopper .....	1		
6-22	132-18143-00	SPRING, stopper .....	1		

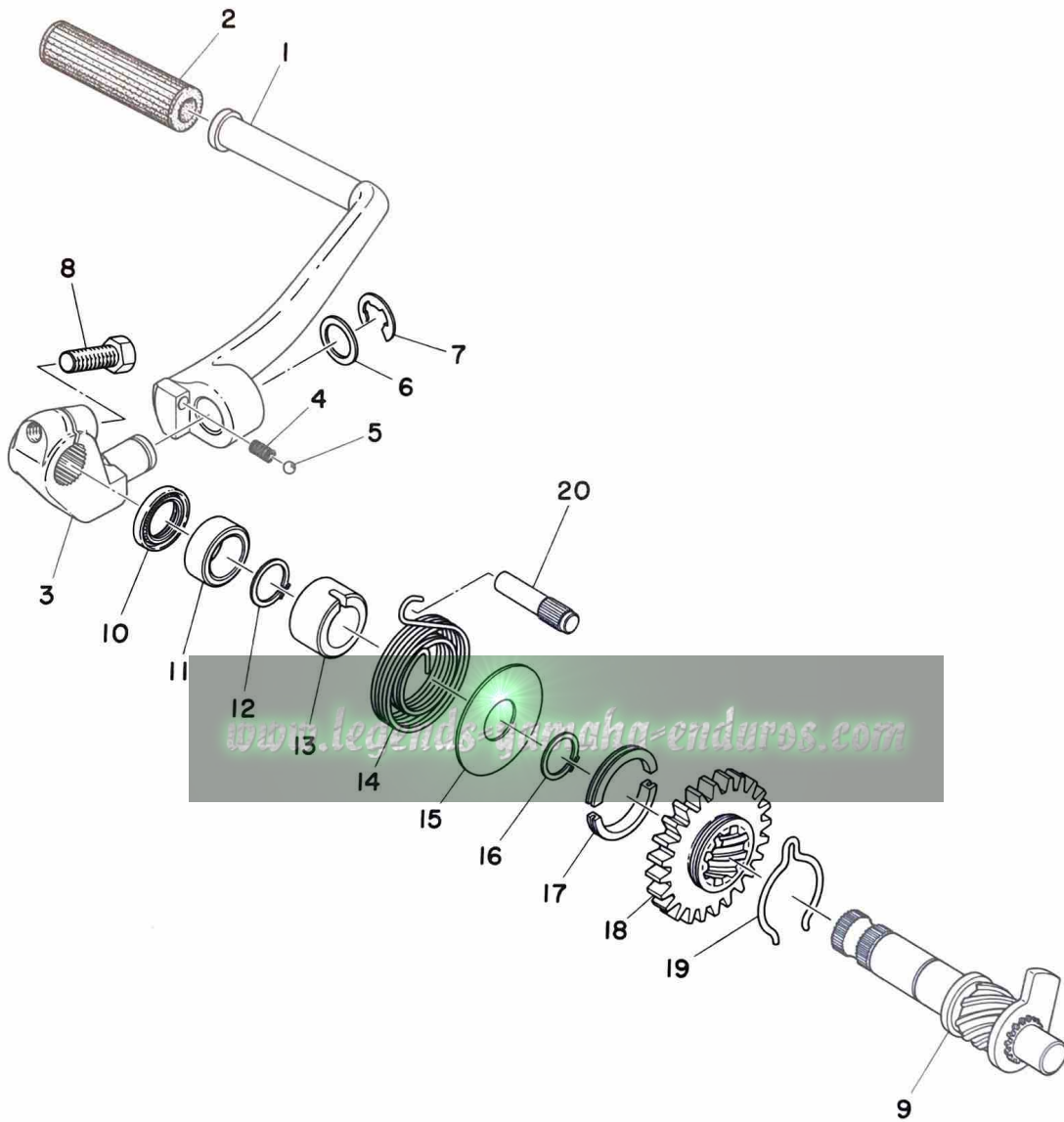
Fig. 7 SHIFTER 2



## SHIFTER 2

Ref. No.	Parts No.	Description	Q'ty	Applicable Machine No.	Remarks
7- 1	401-18111-00-93	PEDAL, change .....	1		
7- 2	132-18113-01	COVER, change pedal .....	1		
7- 3	91101-06020	BOLT .....	1		
7- 4	93109-12012	OIL SEAL (SDO-12-19-5) .....	1		
7- 5	401-18155-00	SHAFT, change 2 .....	1		
7- 6	136-18334-00	SHIM .....	2		
7- 7	401-18151-00	LEVER, change 3 .....	1		
7- 8	401-18178-00	ROLLER, change lever .....	1		
7- 9	401-18152-00	LEVER, change 4 .....	1		
7-10	93430-08006	CIRCLIP (E-8) .....	1		
7-11	132-18137-00	WASHER, change axle .....	1		
7-12	93101-12060	OIL SEAL (S-12-21-4) .....	1		
7-13	401-18101-00	CHANGE SHAFT ASS'Y .....	1		
7-14	132-18123-00	SPRING, shift arm .....	1		
7-15	132-18124-00	SPRING, shift return .....	1		
7-16	132-18133-00	SCREW, adjusting .....	1		
7-17	248-18134-00	NUT, screw .....	1		
8-18	248-18139-00	WASHER, lock .....	1		

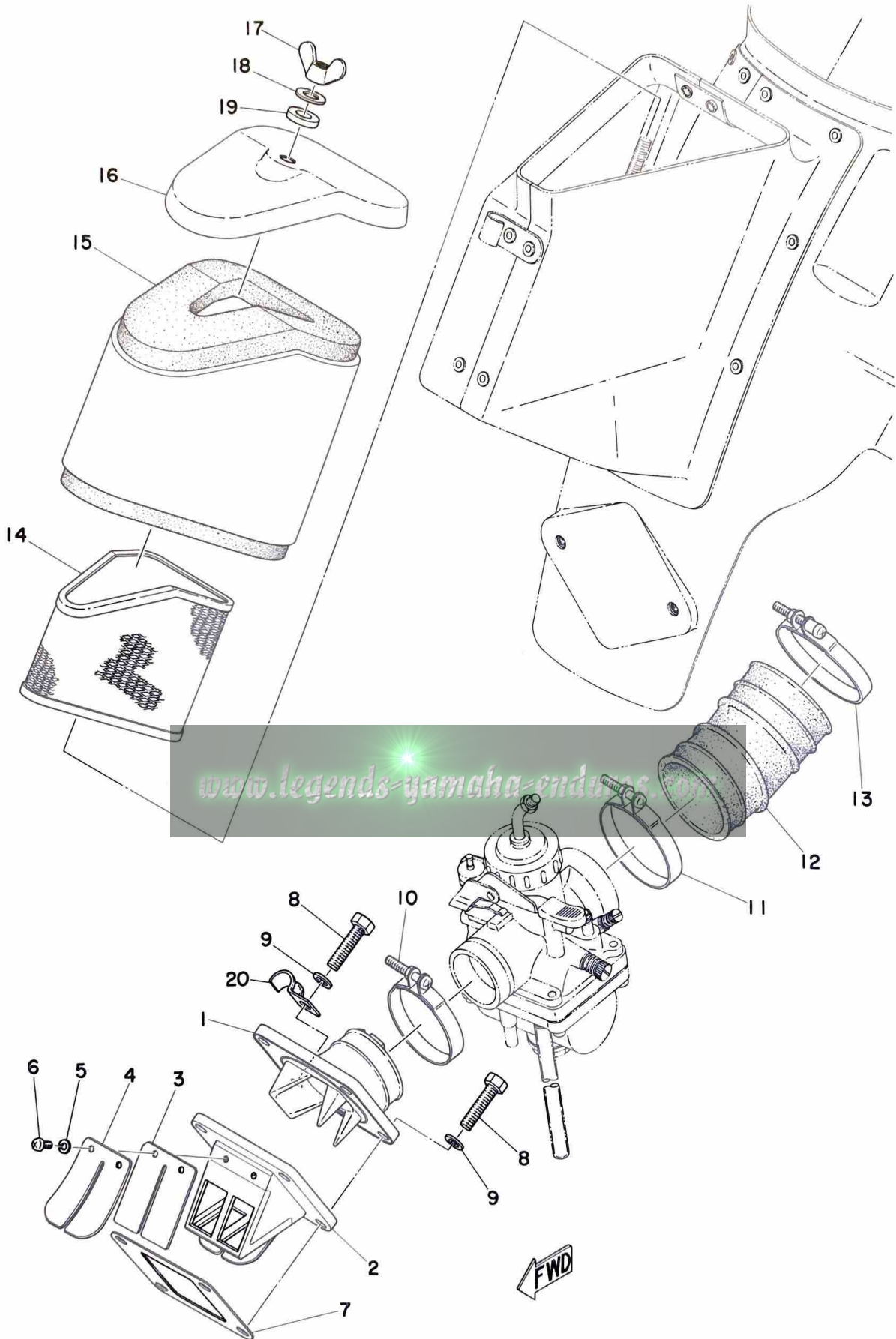
Fig. 8 KICK STARTER



# KICK STARTER

Ref. No.	Parts No.	Description	Q'ty	Applicable Machine No.	Remarks
8- 1	401-15611-00-93	CRANK, kick .....	1		
8- 2	156-15618-01	COVER, kick lever .....	1		
8- 3	401-15621-00	BOSS, kick crank .....	1		
8- 4	278-15622-00	SPRING, boss stopper .....	1		
8- 5	93507-32009	BALL (7/32 inch) .....	1		
8- 6	278-15613-00	WASHER (15.5-24-1.5) .....	1		
8- 7	93430-10016	CIRCLIP (E-10) .....	1		
8- 8	91316-08025	BOLT .....	1		
8- 9	401-15660-00	KICK AXLE ASS'Y .....	1		
8-10	93101-17062	OIL SEAL (S-17-25-4) .....	1		
8-11	401-15683-00	SPACER, kick axle .....	1		
8-12	93410-17008	CIRCLIP (S-17) .....	1		
8-13	401-15666-00	SPACER .....	1		
8-14	401-15665-00	SPRING, kick .....	1		
8-15	401-15676-00	COVER, spring .....	1		
8-16	93410-30012	CIRCLIP( S-30) .....	1		
8-17	248-15654-00	HOLDER, kick gear .....	2		
8-18	315-15641-00	GEAR, kick (27T) .....	1		
8-19	315-15687-00	CLIP, kick .....	1		
8-20	257-15668-00	STOPPER, kick .....	1		

Fig.9 INTAKE

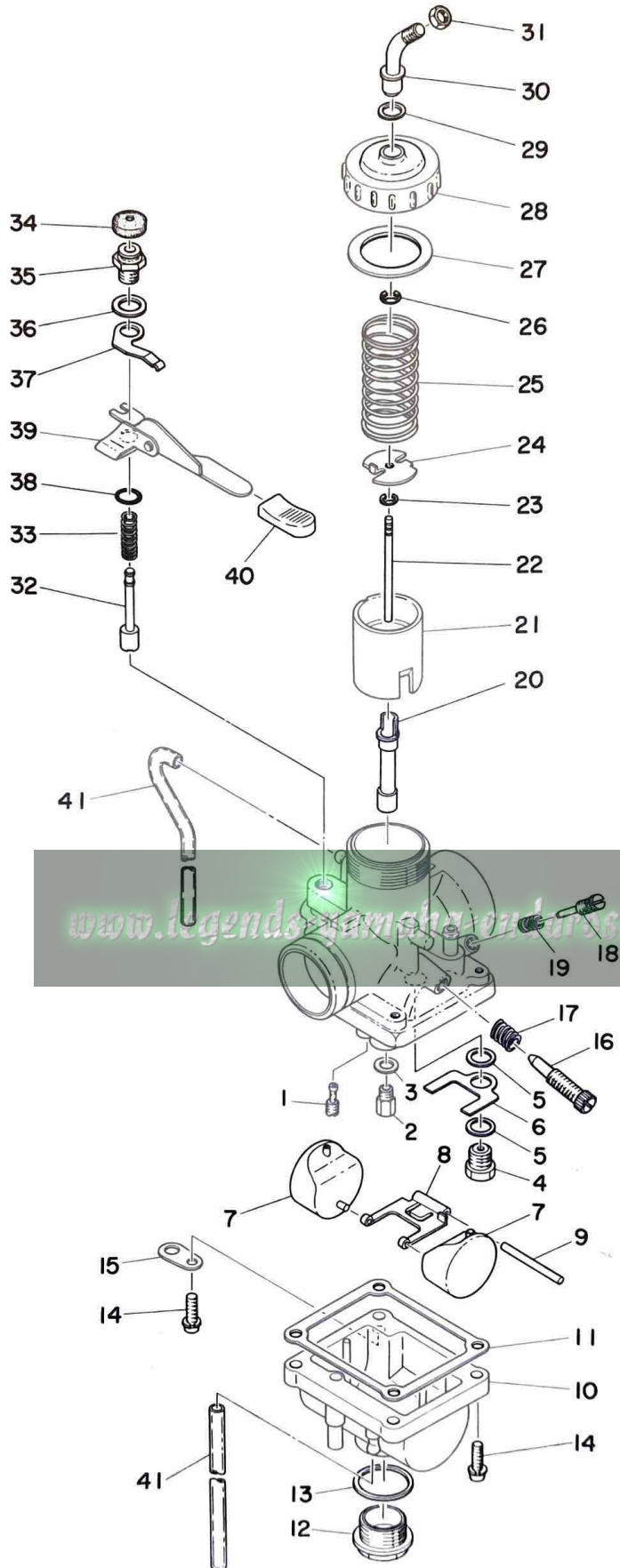




# INTAKE

Ref. No.	Parts No.	Description	Q'ty	Applicable Machine No.	Remarks
9- 1	401-13565-00	JOINT, carburetor .....	1		
9- 2	401-13610-00	REED VALVE ASS'Y .....	1		
9- 3	401-13613-00	. VALVE, reed .....	2		
9- 4	345-13616-70	. STOPPER, reed valve .....	2		
9- 5	92901-03100	. WASHER, spring .....	4		
9- 6	98512-03008	. SCREW, panhead .....	4		
9- 7	314-13621-01	PACKING, valve seat .....	1		
9- 8	91201-06025	BOLT .....	4		
9- 9	92901-06100	WASHER, spring .....	4		
9-10	304-14455-70	BAND .....	1		
9-11	278-14455-00	BAND .....	1		
9-12	401-14453-00	JOINT, air cleaner .....	1		
9-13	308-14455-00	BAND .....	1		
9-14	401-14458-00	GUIDE, filter .....	1		
9-15	401-14451-00	ELEMENT, air cleaner .....	1		
9-16	401-14412-00	CAP, case .....	1		
9-17	322-14439-00	NUT, special .....	1		
9-18	141-23427-00	WASHER .....	1		
9-19	156-23418-00	WASHER, special .....	1		
9-20	363-15485-00	CLAMP .....	1		

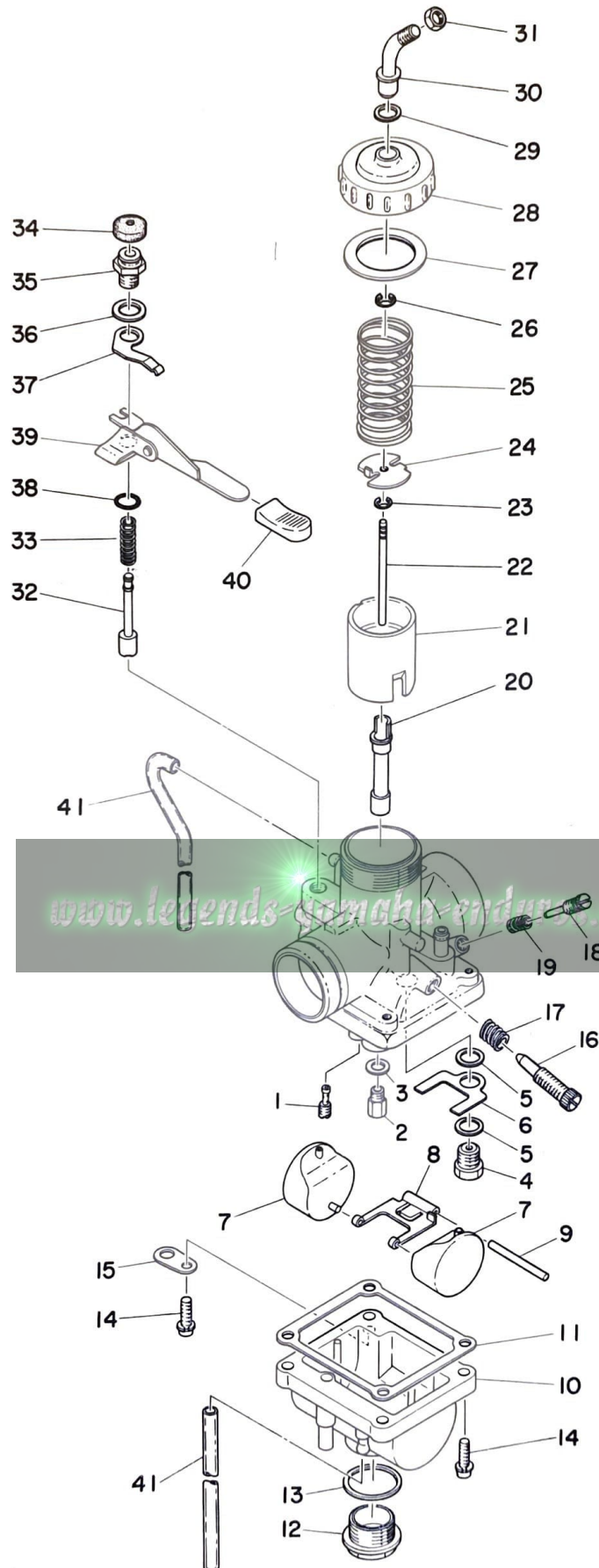
Fig. 10 CARBURETOR



# CARBURETOR

Ref. No.	Parts No.	Description	Q'ty	Applicable Machine No.	Remarks
10- 0-1	402-14101-60	CARBURETOR ASS'Y .....	1		
10- 1	193-14142-60	. JET, pilot (#60) .....	1		
10- 2	137-14143-36	. JET, main (#180) .....	} U.R 1		STD
	137-14143-38	. JET, main (#190) .....			
	137-14143-40	. JET, main (#200) .....			
10- 3	346-14153-70	. WASHER, main jet .....	1		
10- 4	168-14190-25	. VALVE SEAT ASS'Y (#2.5) ....	1		
10- 5	214-14195-00	. WASHER, valve seat .....	2		
10- 6	402-14146-00	. PLATE .....	1		
10- 7	278-14185-00	. FLOAT .....	2		
10- 8	280-14187-00	. ARM, float .....	1		
10- 9	137-14186-00	. PIN, float .....	1		
10-10	402-14181-00-33	. BODY, float chamber .....	1		
10-11	360-14184-00	. GASKET, float chamber .....	1		
10-12	278-14115-00-33	. PLUG, screw .....	1		
10-13	278-14117-00	. WASHER, screw plug .....	1		
10-14	308-14567-00-33	. SCREW, panhead .....	4		
10-15	132-14146-00-33	. PLATE .....	1		
10-16	204-14122-00-33	. SCREW, throttle .....	1		
10-17	137-14133-00-33	. SPRING, throttle stop .....	1		
10-18	152-14123-00	. SCREW, air adjusting .....	1		
10-19	127-14134-00	. SPRING, air adjusting .....	1		
10-20	278-14141-28	. NOZZLE, main (N-8) .....	1		

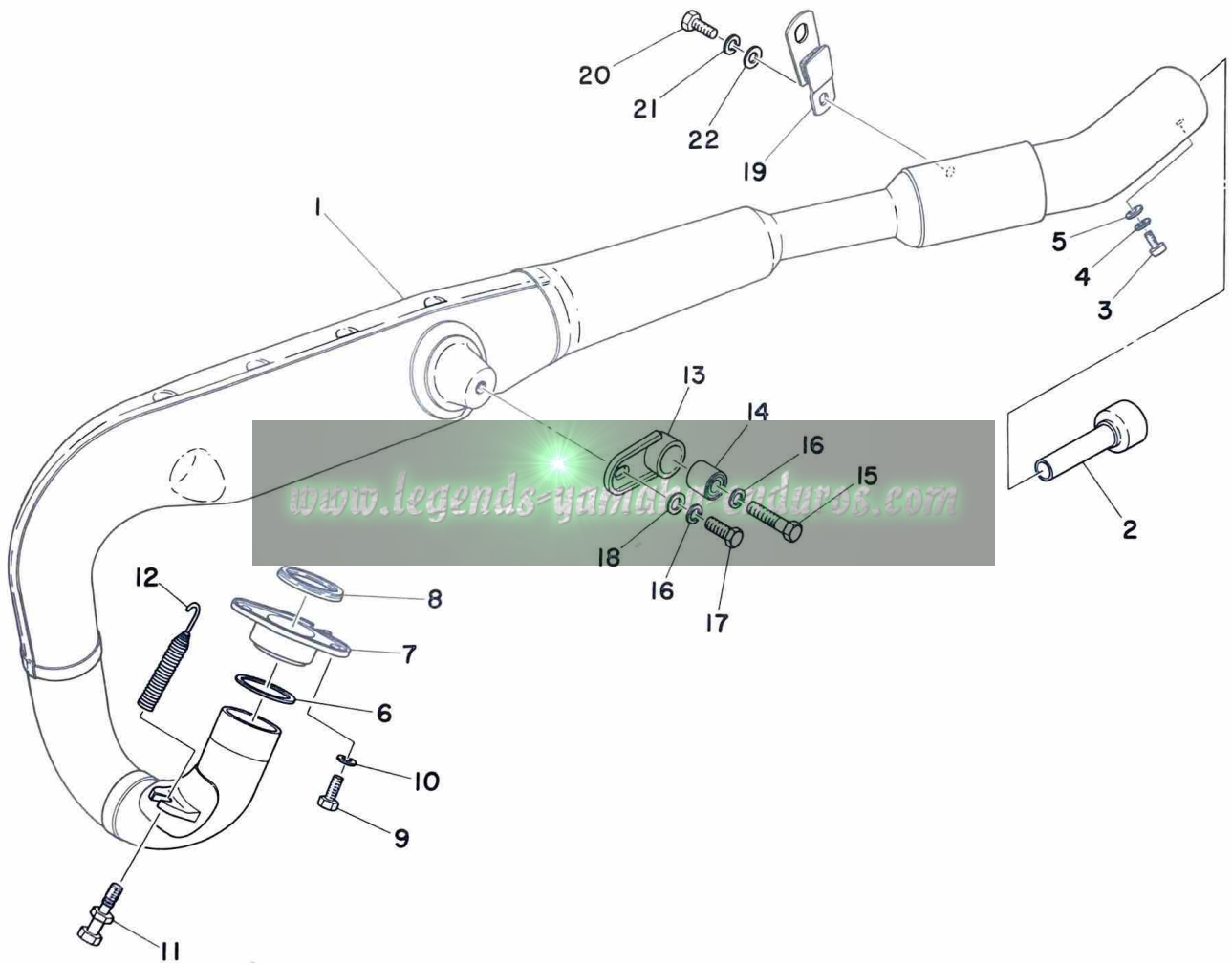
Fig. 10 CARBURETOR



# CARBURETOR

Ref. No.	Parts No.	Description	Q'ty	Applicable Machine No.	Remarks
10-21	360-14112-25	. VALVE, throttle (#2.5) .....	1		
10-22	644-14116-03	. NEEDLE (5F3-3) .....	1		
10-23	137-14137-00	. CLIP .....	1		
10-24	401-14936-00	. SEAT, spring .....	1		
10-25	248-14131-00	. SPRING, throttle valve .....	1		
10-26	363-14137-00	. CLIP .....	1		
10-27	246-14126-00	. PACKING .....	1		
10-28	401-14158-00-33	. TOP, mixing chamber .....	1		
10-29	363-14198-00	. PACKING .....	1		
10-30	363-14155-00	. TUBE, guide wire .....	1		
10-31	127-14161-00	. NUT .....	1		
10-32	278-14171-00	. PLUNGER, starter .....	1		
10-33	256-14135-00	. SPRING, plunger .....	1		
10-34	802-14173-00	. COVER, plunger cap .....	1		
10-35	278-14174-00-33	. CAP, plunger .....	1		
10-36	132-14179-00-33	. WASHER, starter lever .....	1		
10-37	402-14178-00-33	. PLATE, starter lever .....	1		
10-38	93220-09001	. O-RING (1.78-9.25) .....	1		
10-39	278-14175-00-33	. LEVER, starter .....	1		
10-40	360-14169-00	. CAP .....	1		
10-41	183-14197-01	. PIPE, air vent .....	2		

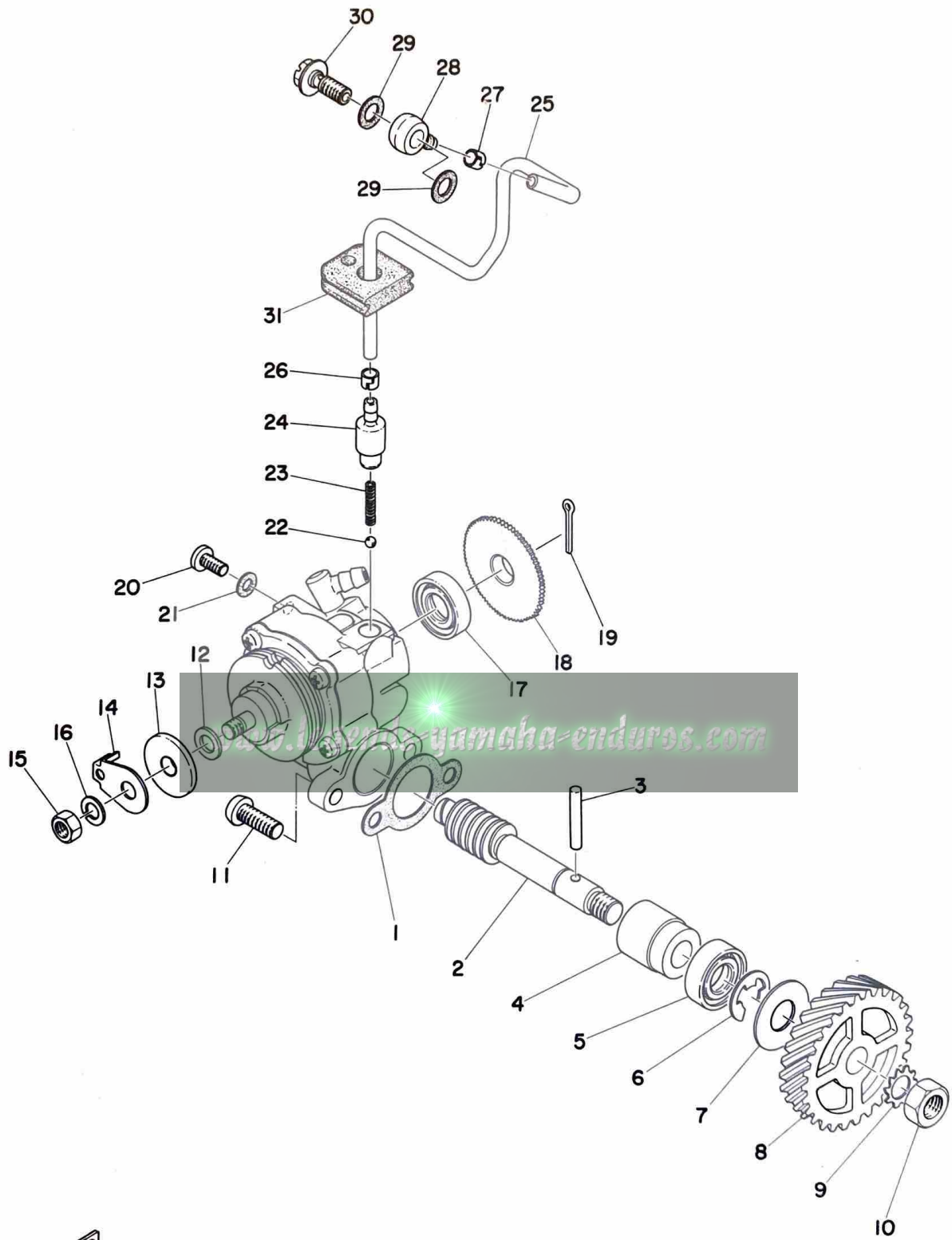
Fig. 11 EXHAUST



# EXHAUST

Ref. No.	Parts No.	Description	Q'ty	Applicable Machine No.	Remarks
11- 1	402-14610-00	EXHAUST PIPE ASS'Y .....	1		
11- 2	291-14752-30	. PIPE, outlet .....	1		
11- 3	92501-06010	. SCREW, panhead .....	1		
11- 4	92901-06100	. WASHER, spring .....	1		
11- 5	92901-06200	. WASHER, plain .....	1		
11- 6	248-14623-00	GASKET .....	1		
11- 7	276-14612-10	NUT, ring .....	1		
11- 8	152-14613-00	GASKET, exhaust pipe .....	1		
11- 9	91101-06015	BOLT .....	2		
11-10	92901-06100	WASHER, spring .....	2		
11-11	322-14684-10	BOLT, hook .....	1		
11-12	145-14683-00	SPRING, hook .....	1		
11-13	363-14771-00	STAY, muffler .....	1		
11-14	164-22216-00	BUSHING, rear cushion .....	1		
11-15	97201-08035	BOLT .....	1		
11-16	92901-08100	WASHER, spring .....	2		
11-17	97201-08018	BOLT .....	1		
11-18	92901-08200	WASHER, plain .....	1		
11-19	308-14771-00	STAY, muffler 1 .....	1		
11-20	91201-06015	BOLT .....	1		
11-21	92901-06100	WASHER, spring .....	1		
11-22	92901-06200	WASHER, plain .....	1		

Fig. 12 OIL PUMP

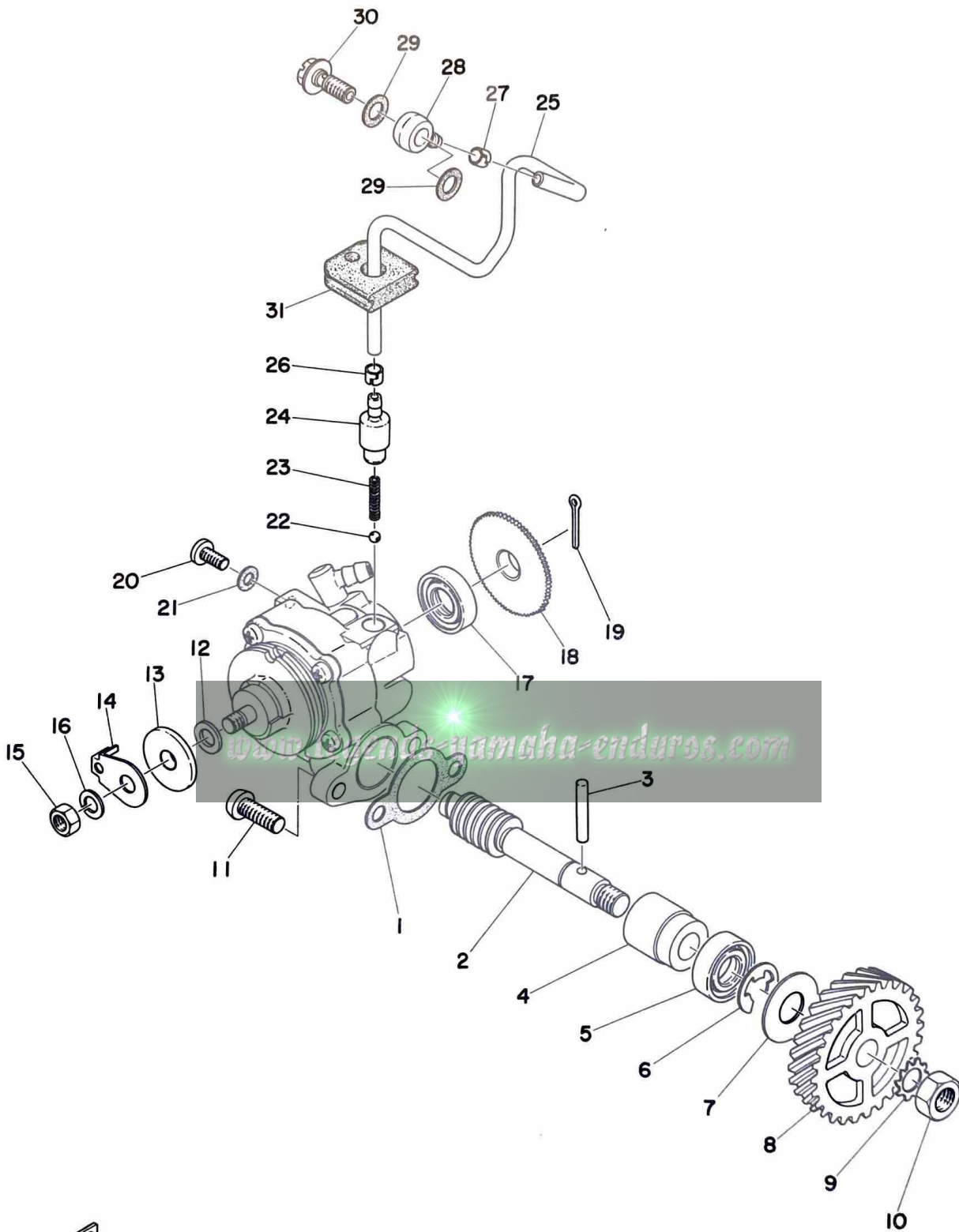




# OIL PUMP

Ref. No.	Parts No.	Description	Q'ty	Applicable Machine No.	Remarks
12- 1	126-13116-00	GASKET, pump case	1		
12- 2	214-13175-01	SHAFT, worm	1		
12- 3	93603-22028	PIN, dowel (3-21.8)	1		
12- 4	137-13176-00	METAL, worm shaft outer	1		
12- 5	93101-10002	OIL SEAL (S-10-22-7)	1		
12- 6	93430-08006	CIRCLIP (E-8)	1		
12- 7	102-18138-00	WASHER	1		
12- 8	248-13178-00	GEAR, drive (28T)	1		
12- 9	92901-08400	WASHER, tooth	1		
12-10	98801-08300	NUT	1		
12-11	98501-05015	SCREW, panhead	2		
12- 0-1	402-13101-00	OIL PUMP ASS'Y	1		
12-12	137-13137-00-10	. SHIM, plunger (5.8-10-0.1)	U.R		
12-13	137-13138-01	. PLATE, adjusting	1		
12-14	295-13146-00	. COVER	1		
12-15	98801-05200	. NUT	1		
12-16	92901-05100	. WASHER, spring	1		
12-17	93101-10001	. OIL SEAL (S-10-21-5)	1		
12-18	137-13128-00	. PLATE, starter	1		
12-19	91401-12018	. PIN, cotter	1		
12-20	98901-04008	. SCREW, bind	1		
12-21	137-13187-00	. GASKET, breather	1		
12-22	93505-32002	. BALL (5/32 inch)	1		

Fig. 12 OIL PUMP

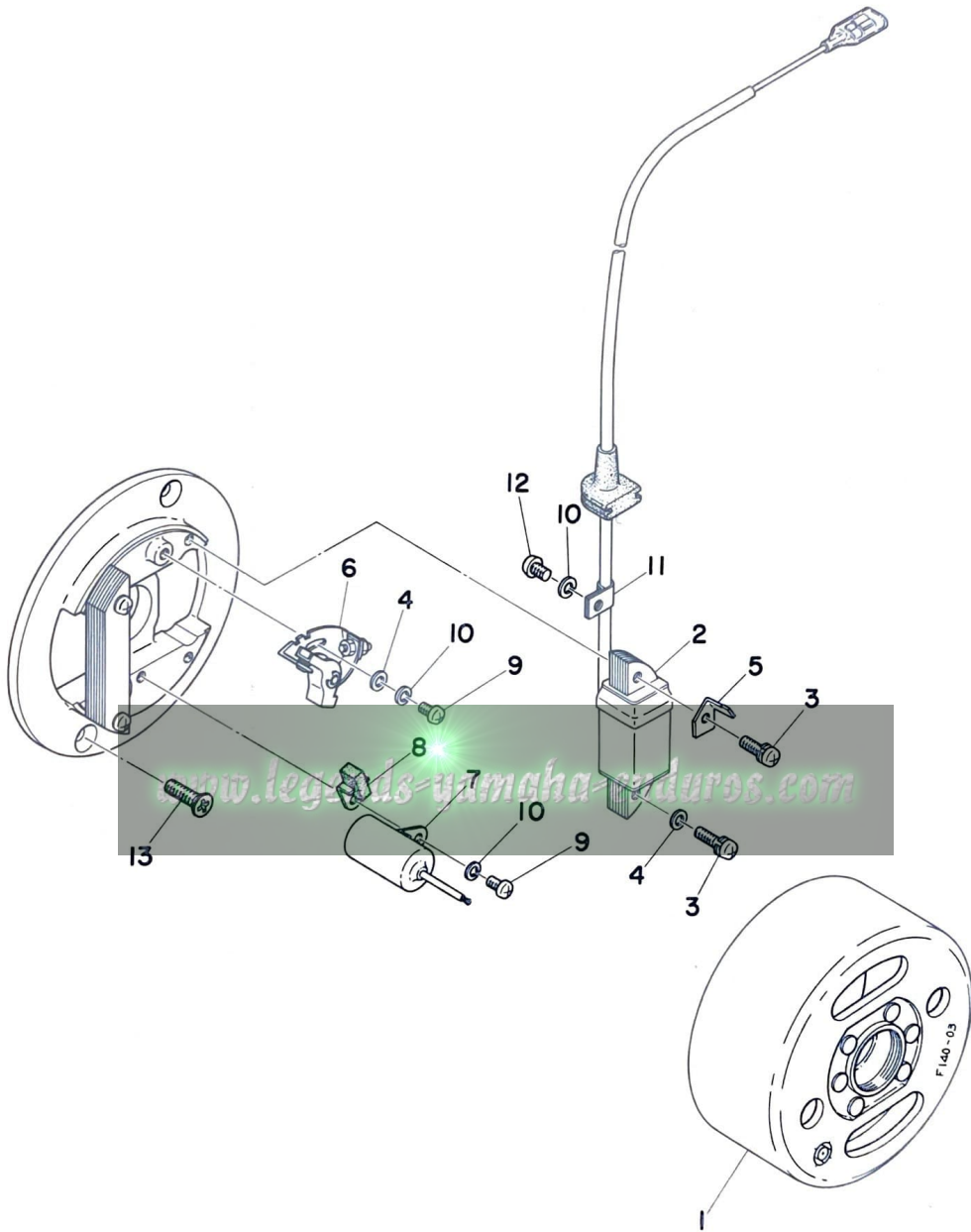


## OIL PUMP

Ref. No.	Parts No.	Description	Q'ty	Applicable Machine No.	Remarks
12-23	278-13169-00	. SPRING, check ball .....	1		
12-24	402-13552-00	. NOZZLE .....	1		
12-25	402-13161-00	. PIPE, delivery (3-90) .....	1		
12-26	214-13164-00	. CLIP, delivery pipe .....	1		
12-27	214-13164-00	CLIP, delivery pipe .....	1		
12-28	214-13162-00	BANJO .....	1		
12-29	137-13167-00	GASKET, banjo bolt (6-13-0.5) ..	2		
12-30	137-13165-00	BOLT, banjo .....	1		
12-31	248-13174-00	HOLDER, oil pipe .....	1		

[www.legends-yamaha-enduros.com](http://www.legends-yamaha-enduros.com)

# Fig. 13 FLYWHEEL MAGNETO



# FLYWHEEL MAGNETO

Ref. No.	Parts No.	Description	Q'ty	Applicable Machine No.	Remarks
13- 0-1	427-81300-10	FLYWHEEL MAGNETO ASS'Y ...	1		
13- 1	427-81350-10	. ROTOR ASS'Y .....	1		
13- 2	296-81312-10	. COIL, source .....	1		
13- 3	296-81348-10	. SCREW, panhead (4-20) .....	2		
13- 4	92901-04200	. WASHER, plain .....	3		
13- 5	296-81332-10	. PLATE, timing .....	1		
13- 6	207-81321-10	. CONTACT BREAKER ASS'Y ...	1		
13- 7	207-81326-10	. CONDENSER .....	1		
13- 8	207-81331-10	. LUBRICATOR .....	1		
13- 9	110-81346-20	. SCREW, panhead (4-10) .....	2		
13-10	92901-04100	. WASHER, spring .....	3		
13-11	109-81328-10	. CLAMP, lead .....	1		
13-12	110-81345-20	. SCREW, panhead (4-6) .....	1		
13-13	98701-05015	SCREW, flathead .....	2		

www.legends-yamaha-enduros.com

# CHASSIS

[www.legends-yamaha-enduros.com](http://www.legends-yamaha-enduros.com)


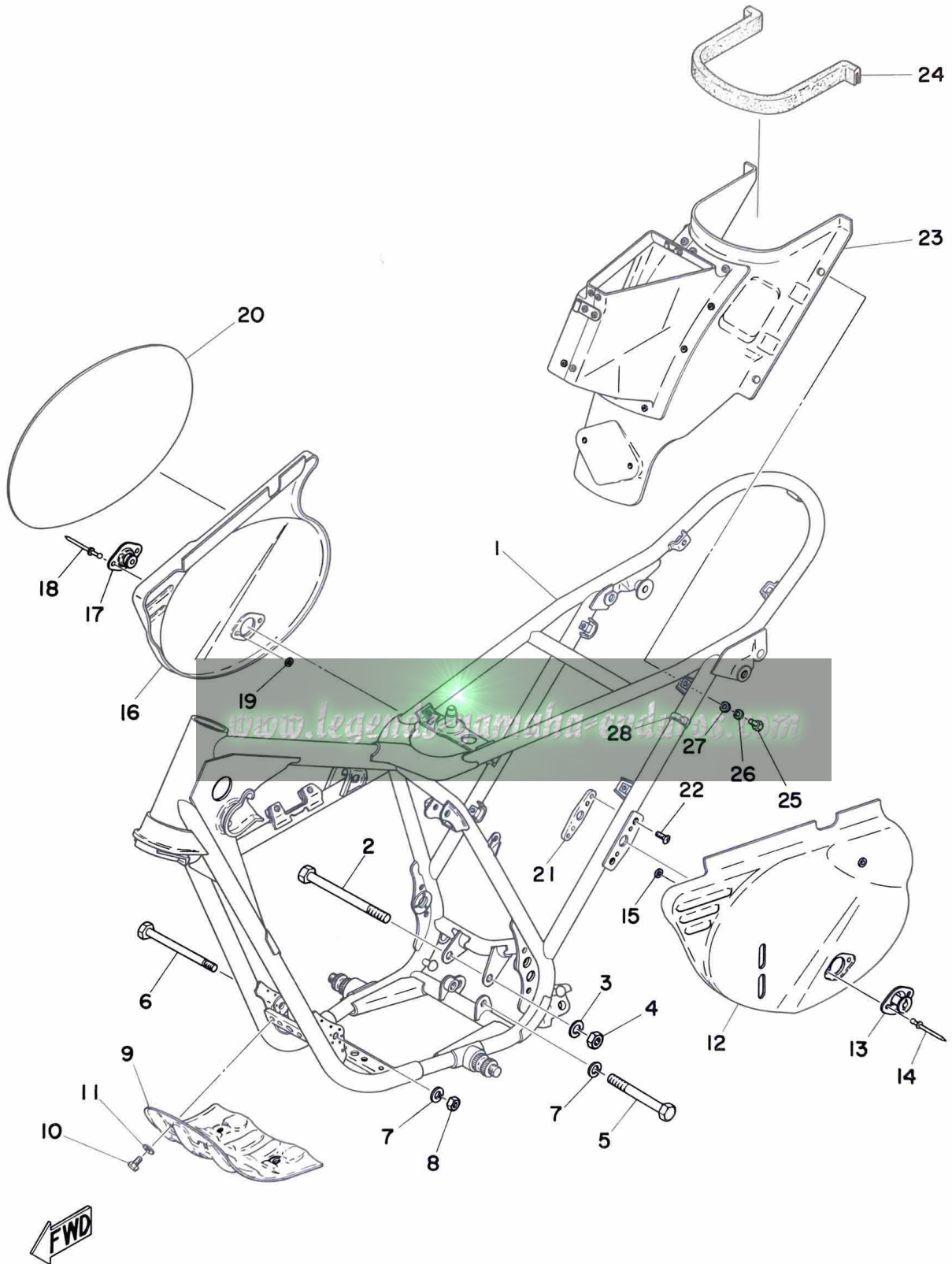


Fig. 14 FRAME · SIDE COVER

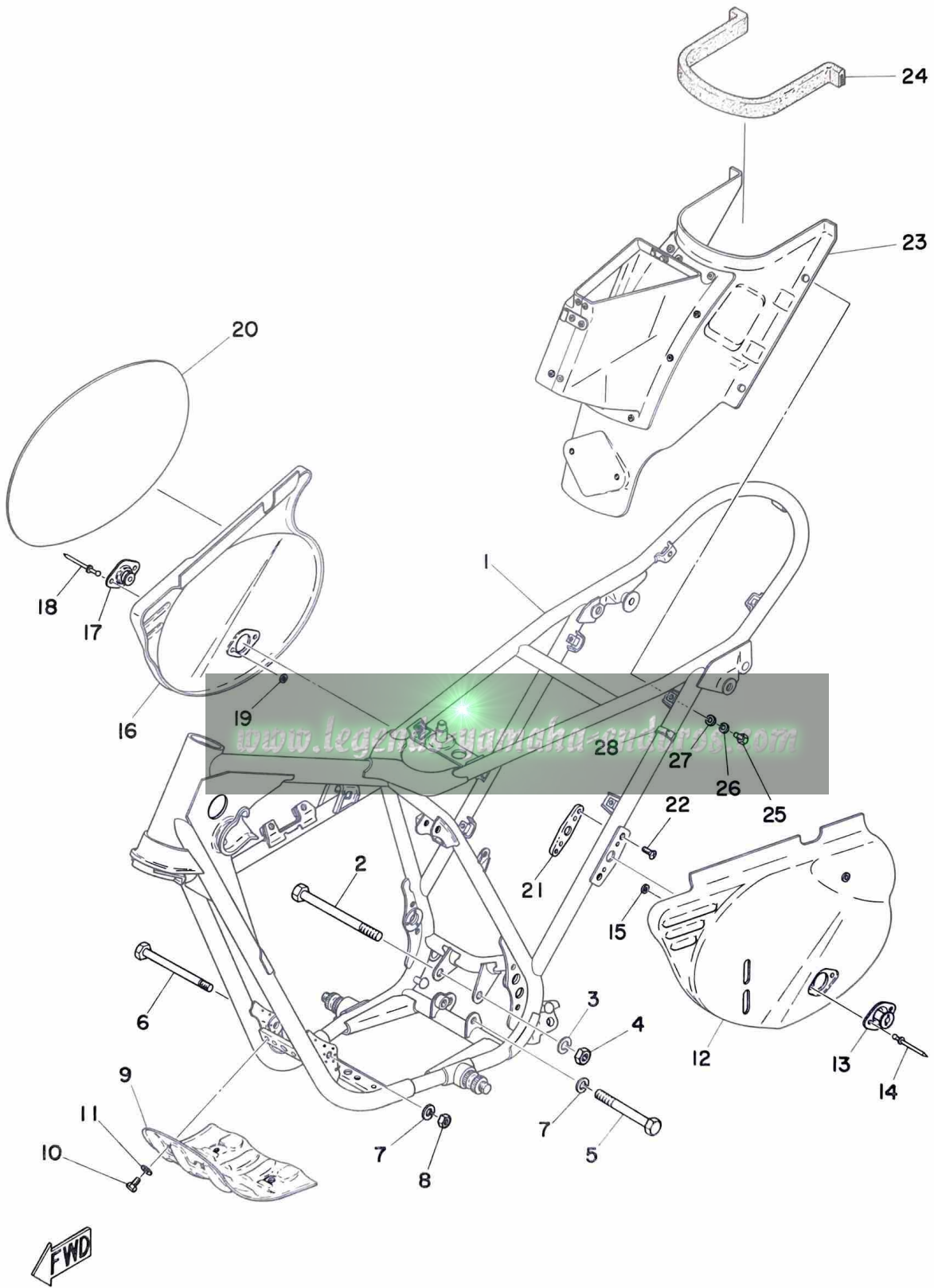


# FRAME · SIDE COVER

Ref. No.	Parts No.	Description	Q'ty	Applicable Machine No.	Remarks
14- 1	401-21110-01-33	FRAME COMP. ....	1		Yamaha Black
14- 2	90101-08219	BOLT, hexagon ....	1		
14- 3	92901-10100	WASHER, spring ....	1		
14- 4	98801-08100	NUT ....	1		
14- 5	90101-10136	BOLT, hexagon ....	1		
14- 6	214-21481-00	BOLT, engine mounting 1 ....	1		
14- 7	92901-08100	WASHER, spring ....	2		
14- 8	98801-08100	NUT ....	1		
14- 9	401-21471-00-33	PROTECTOR, engine ....	1		Yamaha Black
14-10	91201-06012	BOLT ....	4		
14-11	92901-06200	WASHER, plain ....	4		
14-12	401-21711-00-02	COVER, side left ....	1		Competition Yellow
14-13	363-21189-00	. FASTENER, sign ....	1		
14-14	90267-40037	. RIVET ....	4		
14-15	322-21747-00	. WASHER, special ....	4		
14-16	402-21721-00	COVER, side right ....	1		
14-17	363-21189-00	. FASTENER, sign ....	1		
14-18	90267-40037	. RIVET ....	2		
14-19	322-21747-00	. WASHER, special ....	2		
14-20	401-21787-00	EMBLEM, number ....	1		
14-21	363-21736-00	STAY, side cover ....	2		
14-22	98701-04010	SCREW, flathead ....	2		
14-23	401-21240-01	BOX COMP., air cleaner ....	1		



Fig. 14 FRAME · SIDE COVER

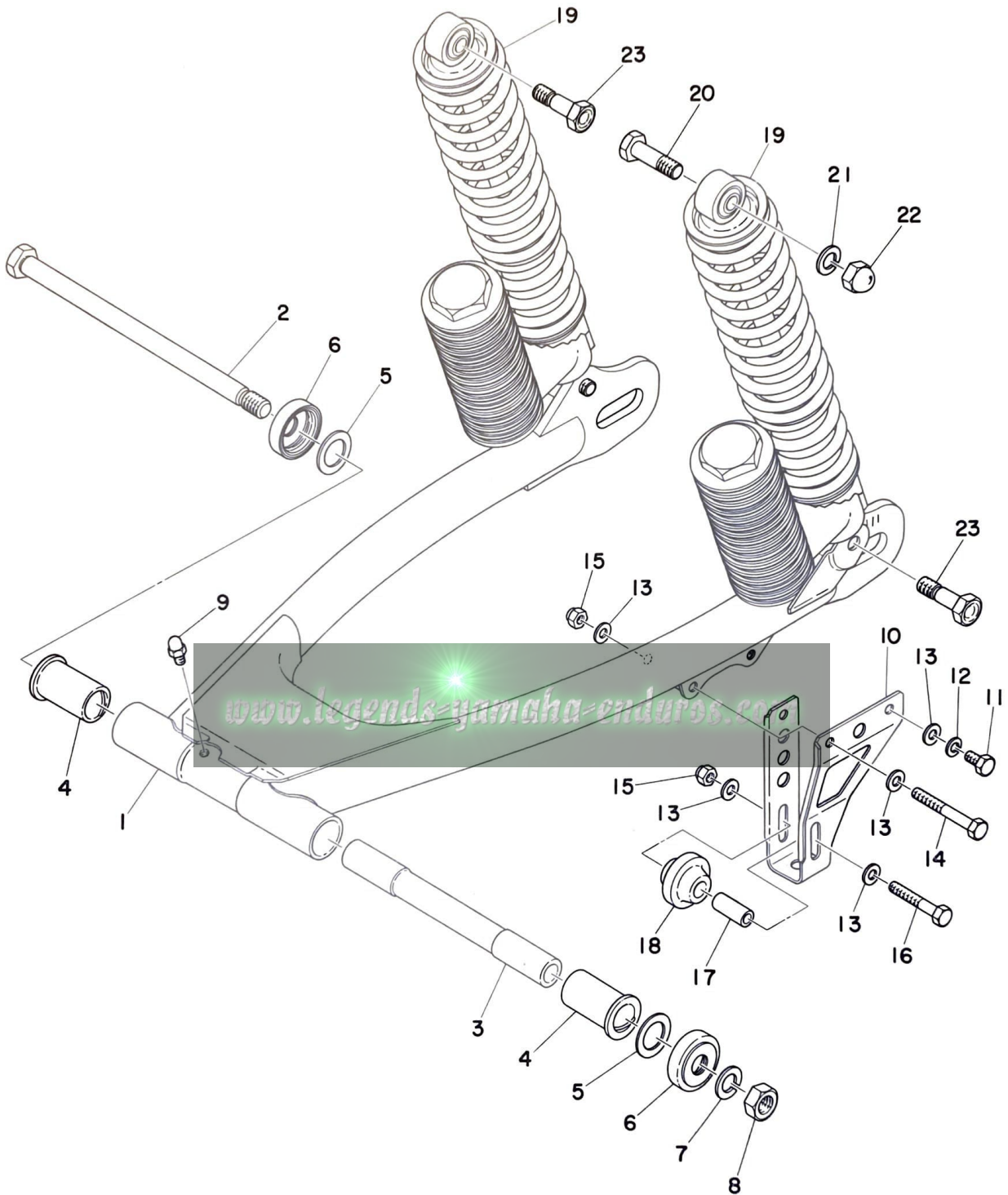


# FRAME · SIDE COVER

Ref. No.	Parts No.	Description	Q'ty	Applicable Machine No.	Remarks
14-24	401-21746-00	SEAL, box .....	1		
14-25	97201-06015	BOLT .....	4		
14-26	92901-06100	WASHER, spring .....	4		
14-27	116-28324-00	WASHER, leg shield .....	4		
14-28	276-14747-00	DAMPER, muffler .....	1		

[www.legends-yamaha-enduros.com](http://www.legends-yamaha-enduros.com)

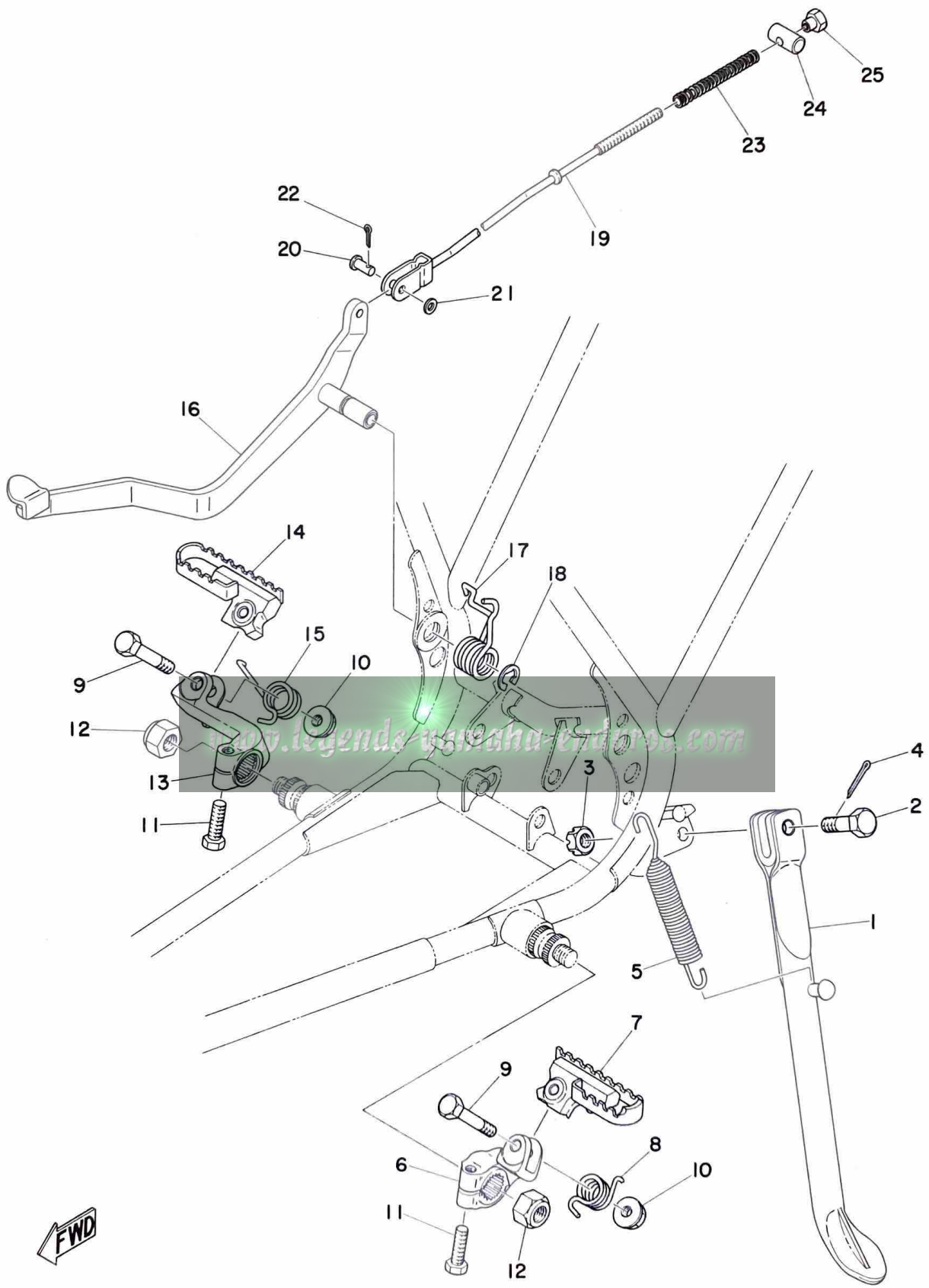
Fig. 15 REAR ARM · REAR CUSHION



## REAR ARM · REAR CUSHION

Ref. No.	Parts No.	Description	Q'ty	Applicable Machine No.	Remarks
15- 1	401-22110-00-33	REAR ARM COMP. ....	1		Yamaha Black
15- 2	401-22141-00	SHAFT, pivot .....	1		
15- 3	401-22124-00	BUSHING 2 .....	1		
15- 4	401-22123-00	BUSHING 1 .....	2		
15- 5	401-22127-00	SHIM .....	U.N		
15- 6	401-22128-00	COVER, thrust .....	2		
15- 7	92901-12100	WASHER, spring .....	1		
15- 8	98801-12100	NUT .....	1		
15- 9	93700-06005	NIPPLE, grease .....	1		
15-10	401-22153-00-33	GUARD, chain .....	1		Yamaha Black
15-11	91201-06012	BOLT .....	1		
15-12	92901-06100	WASHER, spring .....	1		
15-13	92901-06200	WASHER, plain .....	5		
15-14	91201-06055	BOLT .....	1		
15-15	90185-06034	NUT U .....	2		
15-16	91201-06040	BOLT .....	1		
15-17	322-22137-00	SPACER, chain guard .....	1		
15-18	322-22157-00	TENSIONER .....	1		
15-19	401-22210-70	REAR CUSHION ASS'Y .....	2		
15-20	214-22241-00	BOLT, rear cushion .....	1		
15-21	92901-10100	WASHER, spring .....	1		
15-22	92804-10700	NUT, crown .....	1		
15-23	401-22241-00	BOLT, rear cushion .....	3		

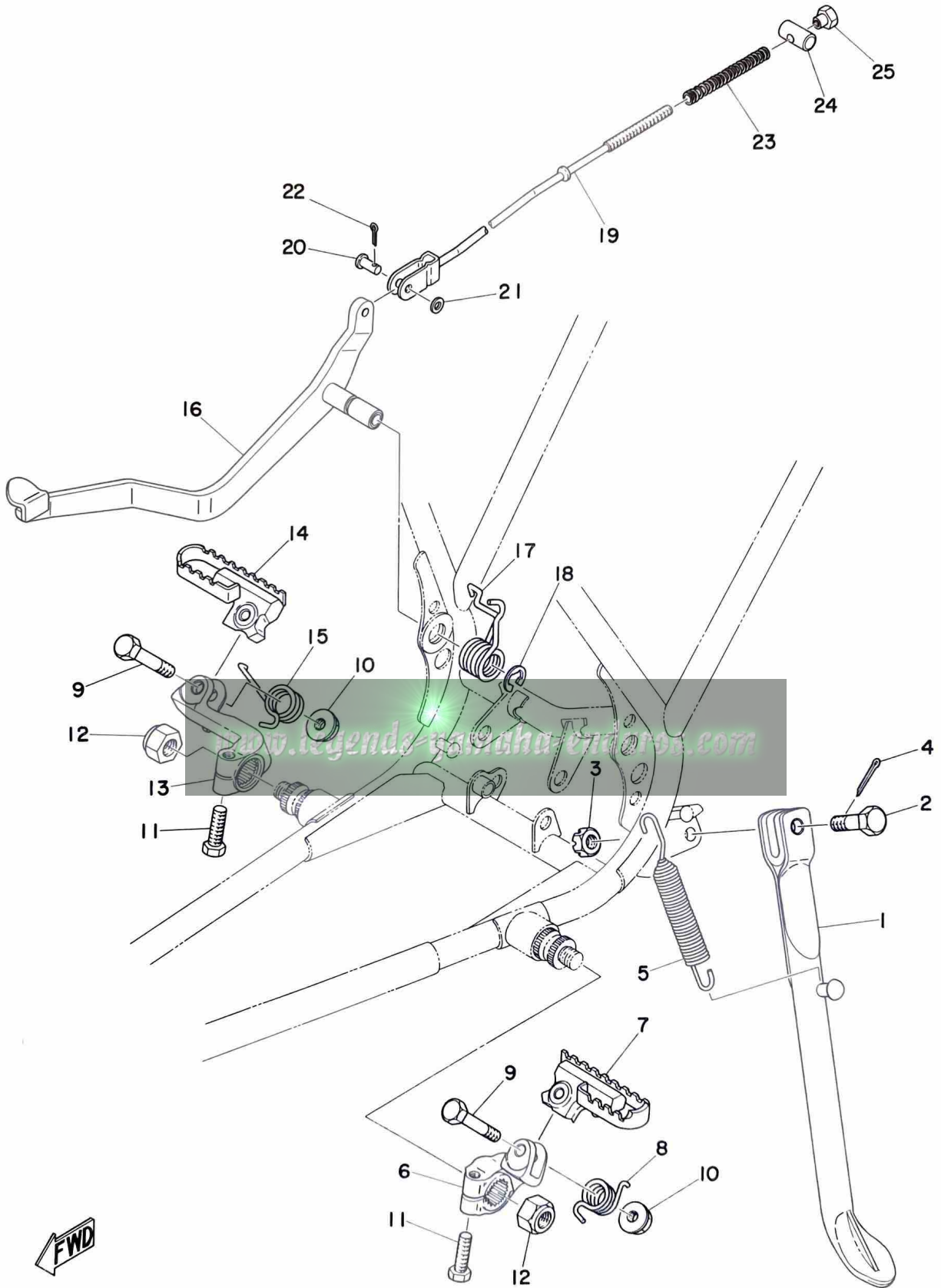
Fig. 16 STAND · FOOTREST · BRAKE PEDAL



# STAND · FOOTREST · BRAKE PEDAL

Ref. No.	Parts No.	Description	Q'ty	Applicable Machine No.	Remarks
16- 1	401-27311-00	STAND, side .....	1		
16- 2	278-27317-00	BOLT .....	1		
16- 3	92802-10500	NUT, slotted .....	1		
16- 4	91401-20025	PIN, cotter .....	1		
16- 5	214-27316-00	SPRING .....	1		
16- 6	401-27412-00	BRACKET, footrest left .....	1		
16- 7	401-27411-00	FOOTREST, left .....	1		
16- 8	401-27426-00	SPRING, footrest return left ....	1		
16- 9	172-27416-00	BOLT, footrest .....	2		
16-10	322-27416-01	NUT, footrest .....	2		
16-11	97101-08025	BOLT .....	2		
16-12	322-23453-00	NUT, fitting .....	2		
16-13	401-27422-00	BRACKET, footrest right .....	1		
16-14	401-27421-00	FOOTREST, right .....	1		
16-15	401-27456-00	SPRING, footrest return right ...	1		
16-16	401-27211-00-33	PEDAL, brake .....	1		Yamaha Black
16-17	401-27216-00	SPRING, return .....	1		
16-18	93430-10015	CIRCLIP (E-10) .....	1		
16-19	248-27231-00	ROD, brake .....	1		
16-20	248-27228-00	PIN, link joint .....	1		
16-21	92901-06200	WASHER, plain .....	1		
16-22	91401-25012	PIN, cotter .....	1		
16-23	180-27236-00	SPRING, rod .....	1		

Fig. 16 STAND · FOOTREST · BRAKE PEDAL



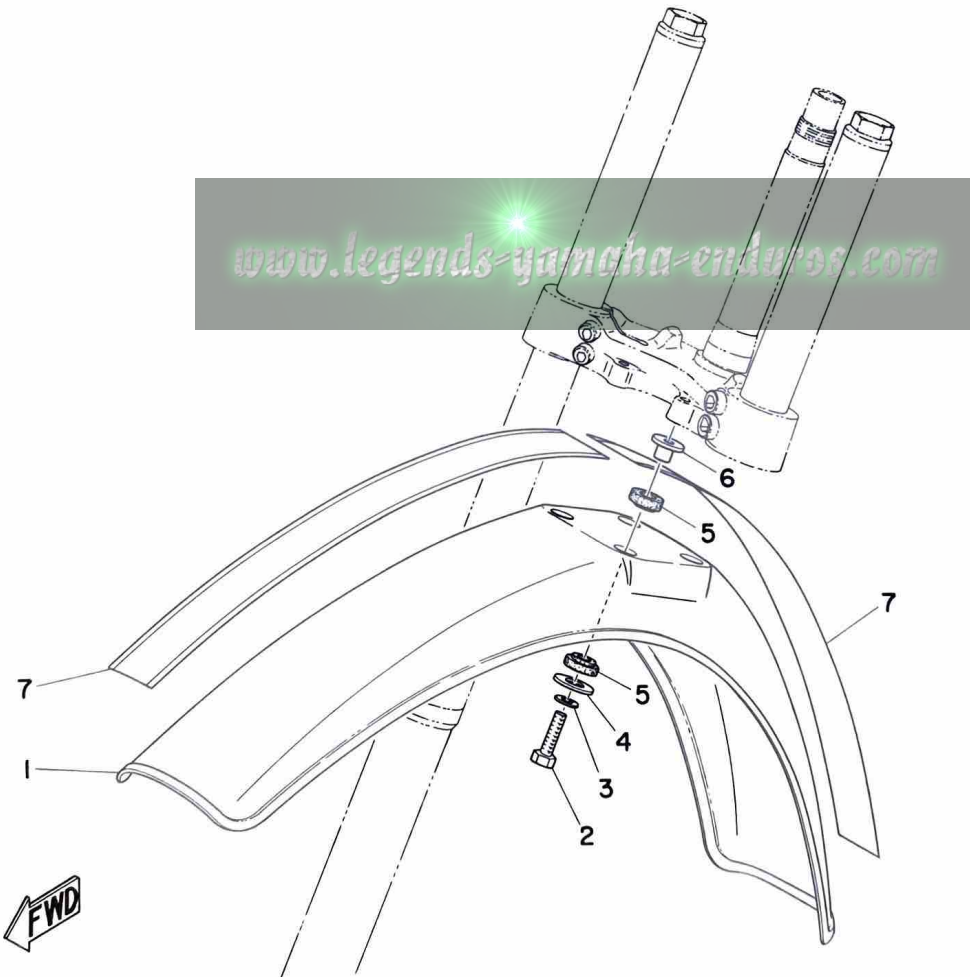
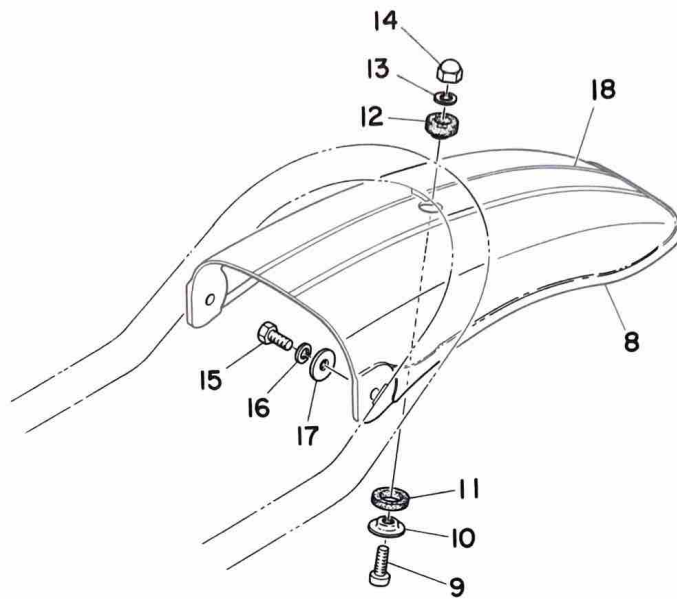
# STAND · FOOTREST · BRAKE PEDAL

Ref. No.	Parts No.	Description	Q'ty	Applicable Machine No.	Remarks
16-24	156-27237-00	PIN, clevis .....	1		
16-25	206-27238-00	NUT, adjusting .....	1		

[www.legends-yamaha-enduros.com](http://www.legends-yamaha-enduros.com)



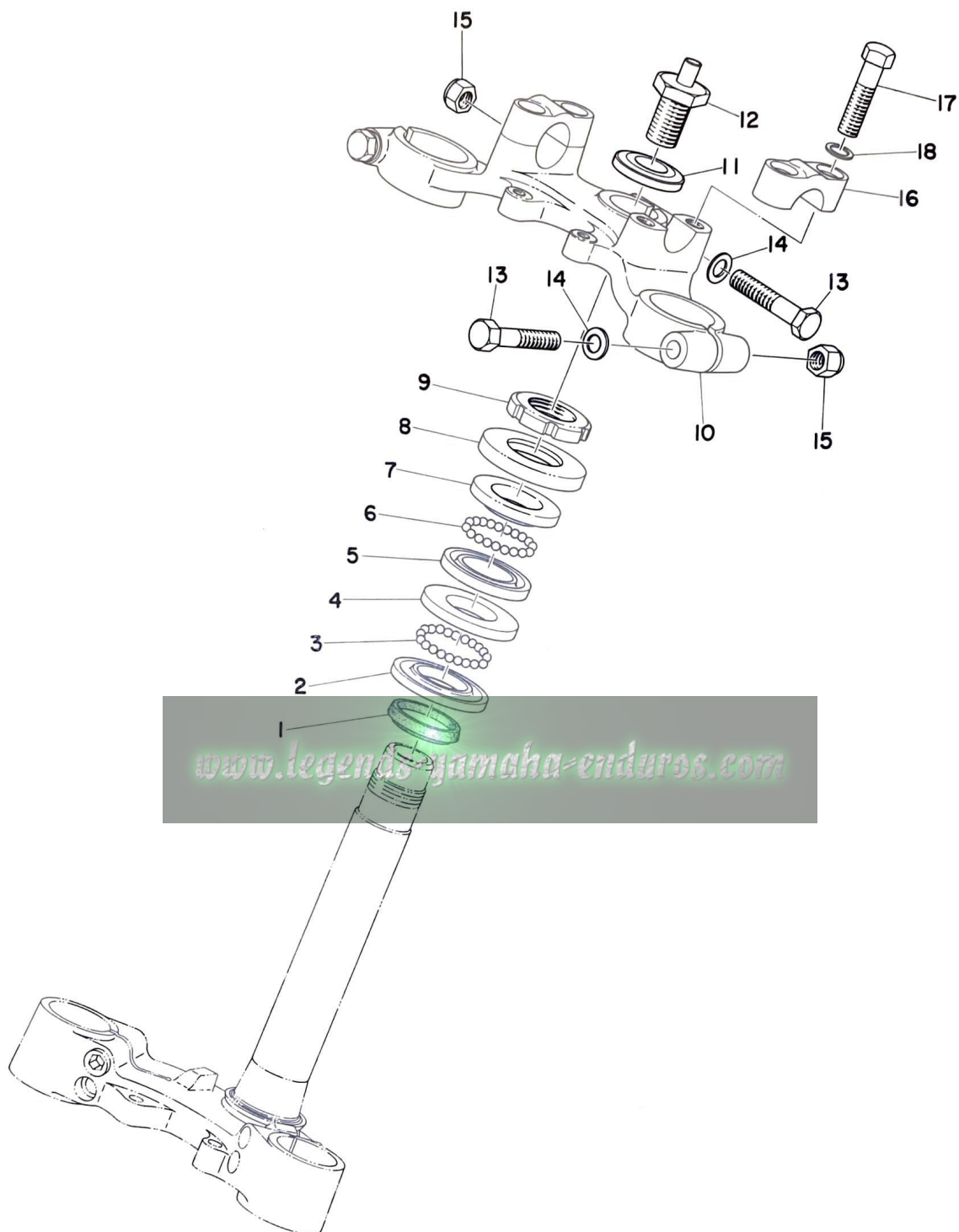
Fig. 17 FRONT FENDER · REAR FENDER



## FRONT FENDER · REAR FENDER

Ref. No.	Parts No.	Description	Q'ty	Applicable Machine No.	Remarks
17- 1	402-21511-00	FENDER, front .....	1		
17- 2	91201-06030	BOLT .....	4		
17- 3	92901-06100	WASHER, spring .....	4		
17- 4	116-28324-00	WASHER, leg shield .....	4		
17- 5	322-21541-00	DAMPER, fender .....	8		
17- 6	322-21544-00	COLLAR, fender .....	4		
17- 7	402-21519-00	STRIPE, front fender .....	2		
17- 8	402-21611-00	FENDER, rear .....	1		
17- 9	98501-06018	SCREW, panhead .....	1		
17-10	322-21615-00	WASHER, special .....	1		
17-11	322-21639-00	DAMPER, fender mount .....	1		
17-12	322-21541-00	DAMPER, fender .....	1		
17-13	92901-06100	WASHER, spring .....	1		
17-14	98801-06700	NUT, corwn .....	1		
17-15	91201-06015	BOLT .....	2		
17-16	92901-06100	WASHER, spring .....	2		
17-17	116-28324-00	WASHER, leg shield .....	2		
17-18	402-21619-00	STRIPE, rear fender .....	1		

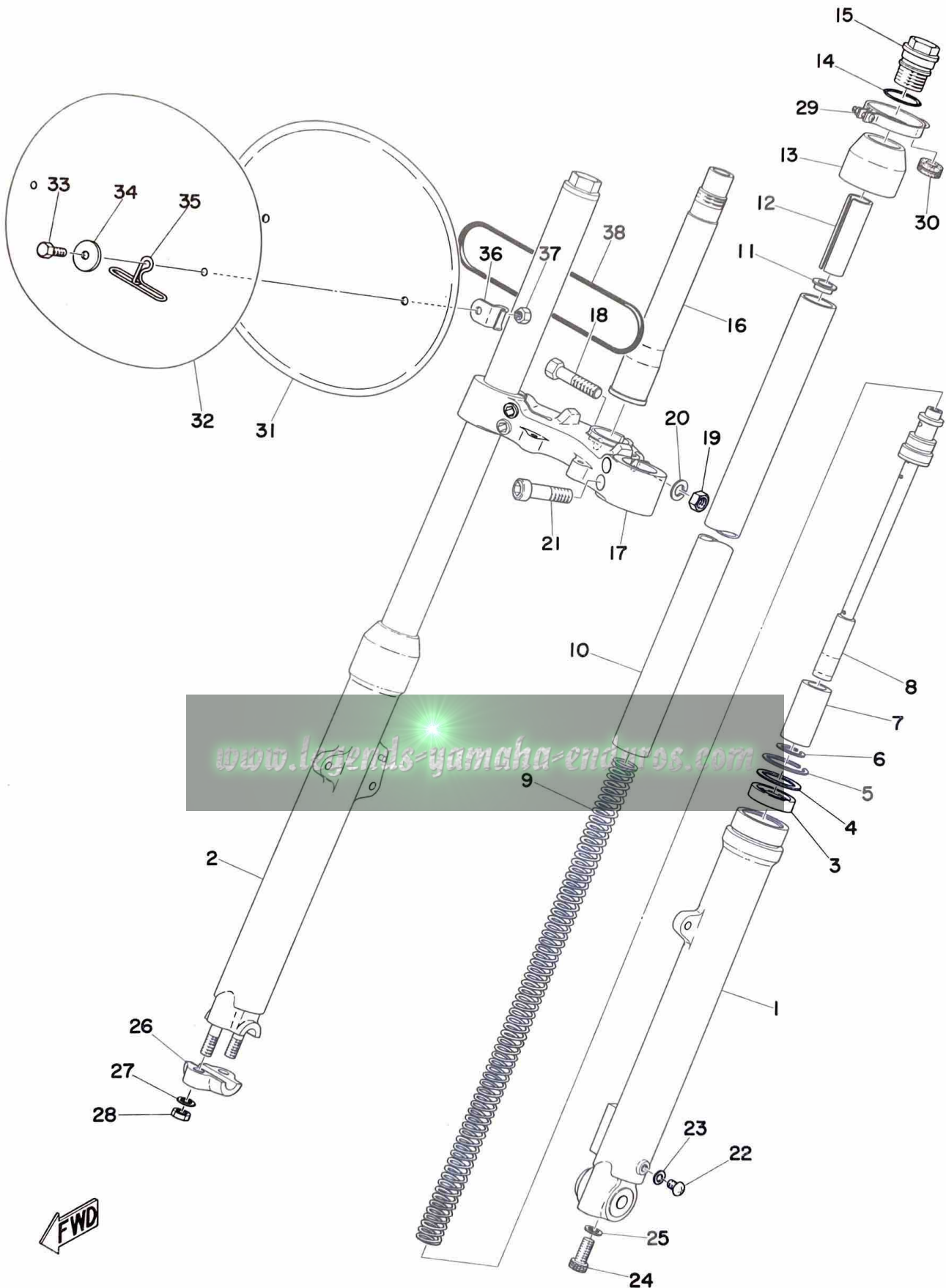
Fig. 18 STEERING



# STEERING

Ref. No.	Parts No.	Description	Q'ty	Applicable Machine No.	Remarks
18- 1	164-23462-00	SEAL, dust .....	1		
18- 2	156-23411-00	RACE, ball 1 .....	1		
18- 3	93501-04011	BALL (1/4 inch) .....	19		
18- 4	156-23412-00	RACE, ball 2 .....	1		
18- 5	122-23411-00	RACE, ball 1 .....	1		
18- 6	93503-16010	BALL (3/16 inch) .....	22		
18- 7	122-23412-00	RACE, ball 2 .....	1		
18- 8	122-23416-00	COVER, ball race .....	1		
18- 9	137-23454-00	NUT, fitting .....	1		
18-10	401-23435-00-98	CROWN, handle .....	1		
18-11	214-23443-00	WASHER, crown .....	1		
18-12	322-23451-00	BOLT, steering fitting .....	1		
18-13	97103-08055	BOLT .....	3		
18-14	156-27226-00	WASHER, pedal link .....	3		
18-15	90185-08039	NUT U .....	3		
18-16	401-23441-00-98	HOLDER, handle upper .....	2		
18-17	97103-08035	BOLT .....	4		
18-18	92901-08100	WASHER, spring .....	4		

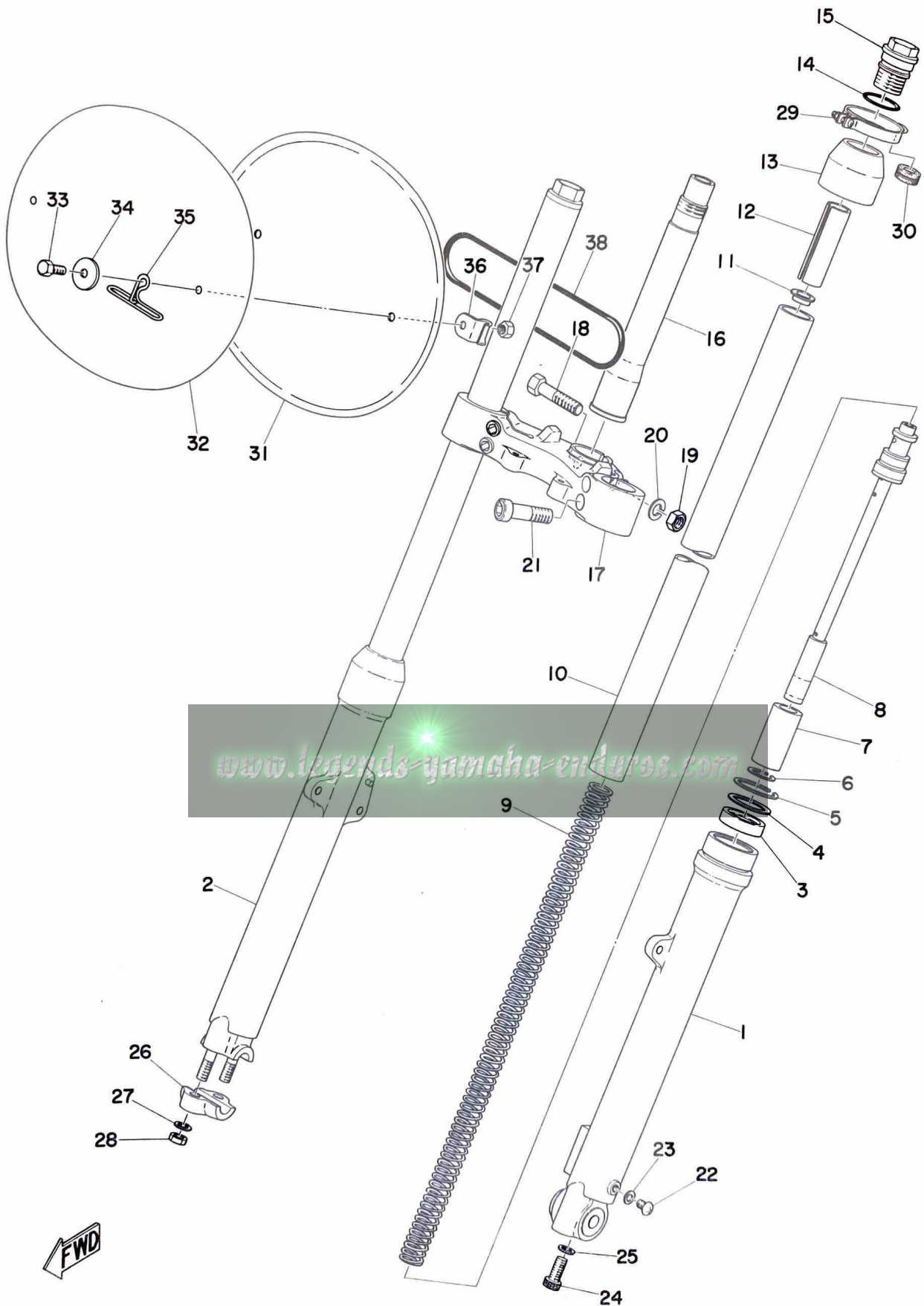
Fig. 19 FRONT FORK



# FRONT FORK

Ref. No.	Parts No.	Description	Q'ty	Applicable Machine No.	Remarks
19- 0-1	402-23131-00	FRONT FORK ASS'Y .....	1		
19- 1	315-23126-50	. TUBE, outer left .....	1		
19- 2	315-23136-50	. TUBE, outer right .....	1		
19- 3	137-23145-01	. OIL SEAL .....	2		
19- 4	315-23146-50	. WASHER, oil seal .....	2		
19- 5	315-23156-50	. CLIP, oil seal .....	2		
19- 6	315-23183-00	. CIRCLIP .....	2		
19- 7	401-23171-00	. PISTON .....	2		
19- 8	403-23170-00	. CYLINDER COMP. ....	2		
19- 9	403-23141-00	. SPRING, fork .....	2		
19-10	403-23124-00	. TUBE, inner .....	2		
19-11	248-23142-00	. SEAT, spring upper .....	2		
19-12	315-23118-50	. SPACER .....	2		
19-13	248-23144-00	. SEAL, dust .....	2		
19-14	146-23114-00	. O-RING .....	2		
19-15	248-23111-01	. BOLT, cap .....	2		
19-16	322-23341-00	. SHAFT, steering .....	1		
19-17	401-23345-00-33	. BRACKET, under .....	1		
19-18	322-23356-00	. BOLT .....	1		
19-19	322-23357-00	. NUT .....	1		
19-20	92901-10100	. WASHER, spring .....	1		
19-21	322-23346-00	. BOLT .....	4		
19-22	122-23119-01	. PLUG, drain .....	2		

Fig. 19 FRONT FORK

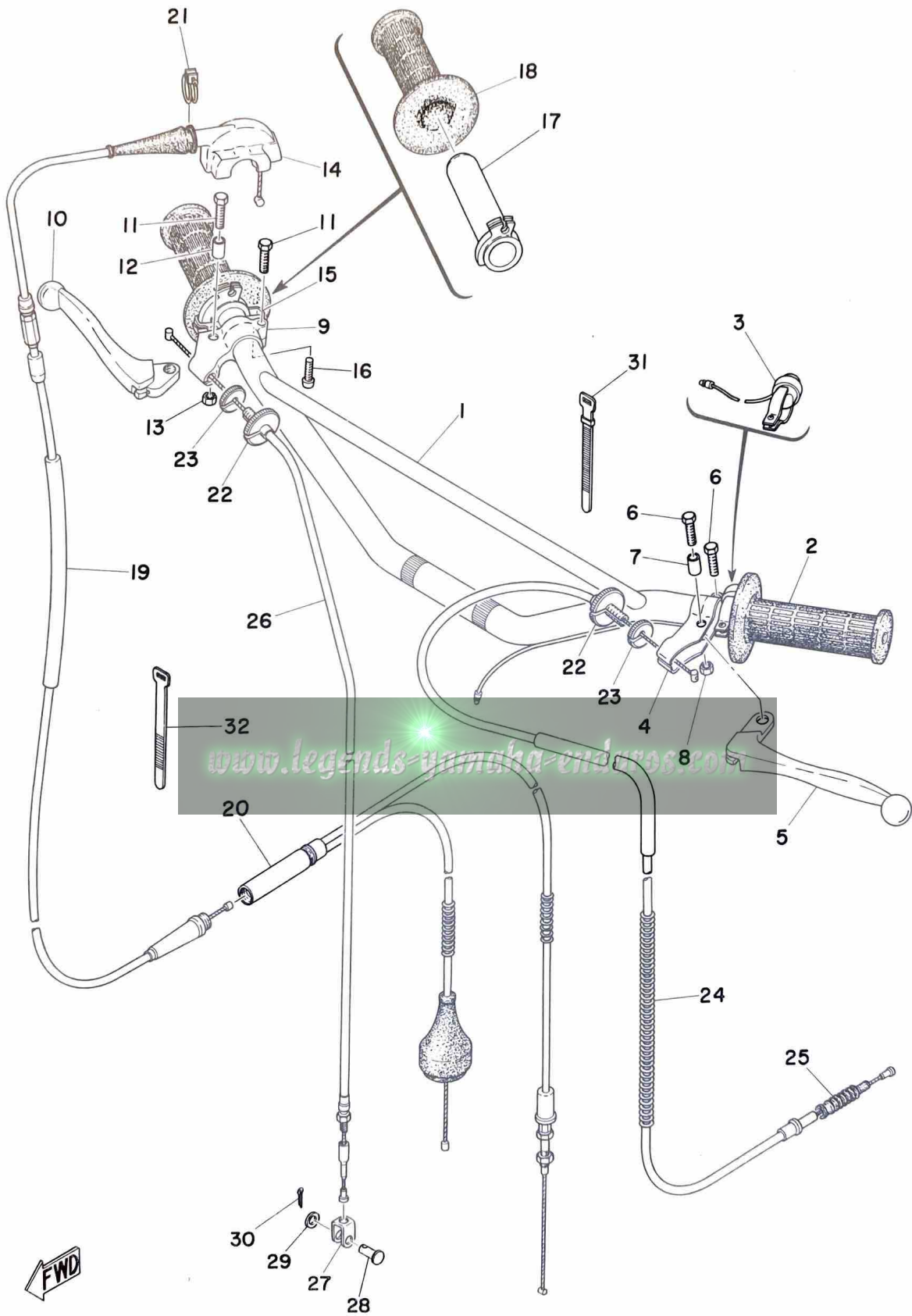


# FRONT FORK

Ref. No.	Parts No.	Description	Q'ty	Applicable Machine No.	Remarks
19-23	122-23129-00	. GASKET, drain plug .....	2		
19-24	91311-08020	. BOLT .....	2		
19-25	214-23158-00	. PACKING .....	2		
19-26	315-23167-50	. HOLDER, axle .....	1		
19-27	92901-08100	. WASHER, spring .....	2		
19-28	98801-08100	. NUT .....	2		
19-29	401-23318-00	HOLDER, wire .....	1		
19-30	256-21541-00	DAMPER, fender mount .....	1		
19-31	322-23485-00	PLATE, number .....	1		
19-32	322-23395-00	EMBLEM, number .....	1		
19-33	322-33396-00	SCREW, special .....	2		
19-34	156-24187-00	WASHER, special .....	2		
19-35	322-23319-00	WIRE, holder .....	1		
19-36	318-23487-00	STAY, plate .....	2		
19-37	98801-06100	NUT .....	2		
19-38	93210-99184	O-RING .....	1		



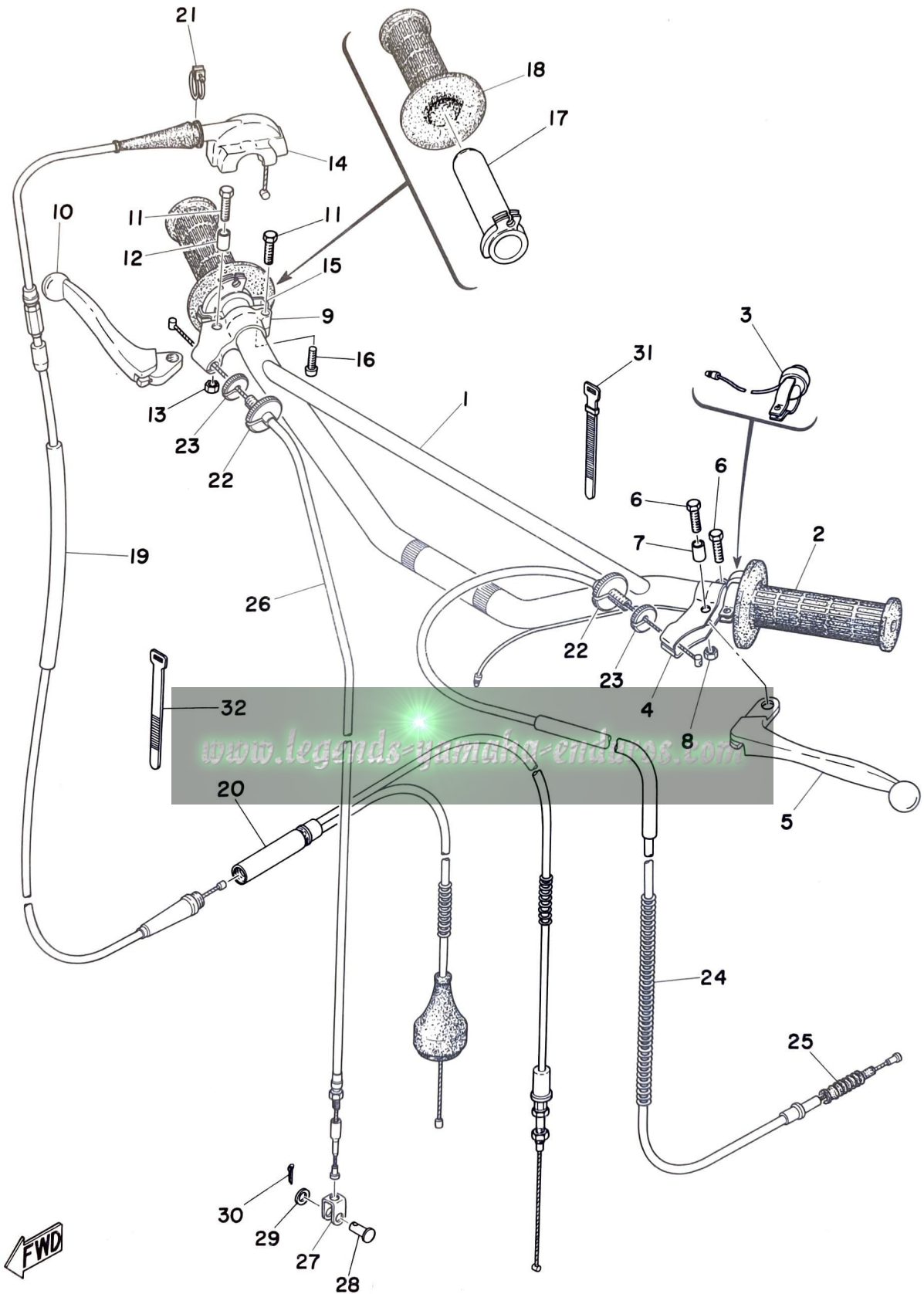
Fig. 20 HANDLE · WIRE



# HANDLE · WIRE

Ref. No.	Parts No.	Description	Q'ty	Applicable Machine No.	Remarks
20- 1	401-26111-00	HANDLE .....	1		
20- 2	322-26241-00	GLIP, left .....	1		
20- 3	363-83976-00	SWITCH, handle 1 .....	1		
20- 0-1	214-82910-00	LEVER HOLDER ASS'Y, left ....	1		
20- 4	214-82911-01	. HOLDER, lever left .....	1		
20- 5	214-83912-01	. LEVER, left .....	1		
20- 6	91203-06020	. BOLT .....	2		
20- 7	214-83913-00	. COLLAR, lever .....	1		
20- 8	92801-06100	. NUT .....	1		
20- 0-2	238-82920-31	LEVER HOLDER ASS'Y, right ...	1		
20- 9	233-82921-31	. HOLDER, lever right .....	1		
20-10	233-83922-31	. LEVER, right .....	1		
20-11	91203-06020	. BOLT .....	2		
20-12	214-83913-00	. COLLAR, lever .....	1		
20-13	92801-06100	. NUT .....	1		
20-14	322-26281-00	CAP, glip upper .....	1		
20-15	322-26282-00	CAP, glip under .....	1		
20-16	98503-05018	SCREW, panhead .....	2		
20-17	322-26243-00	TUBE, guide .....	1		
20-18	322-26242-00	GLIP, right .....	1		
20-19	402-26311-00	WIRE, throttle 1 .....	1		
20-20	402-26312-00	WIRE, throttle 2 .....	1		
20-21	322-26393-00	HOLDER, wire guide .....	1		

Fig. 20 HANDLE · WIRE

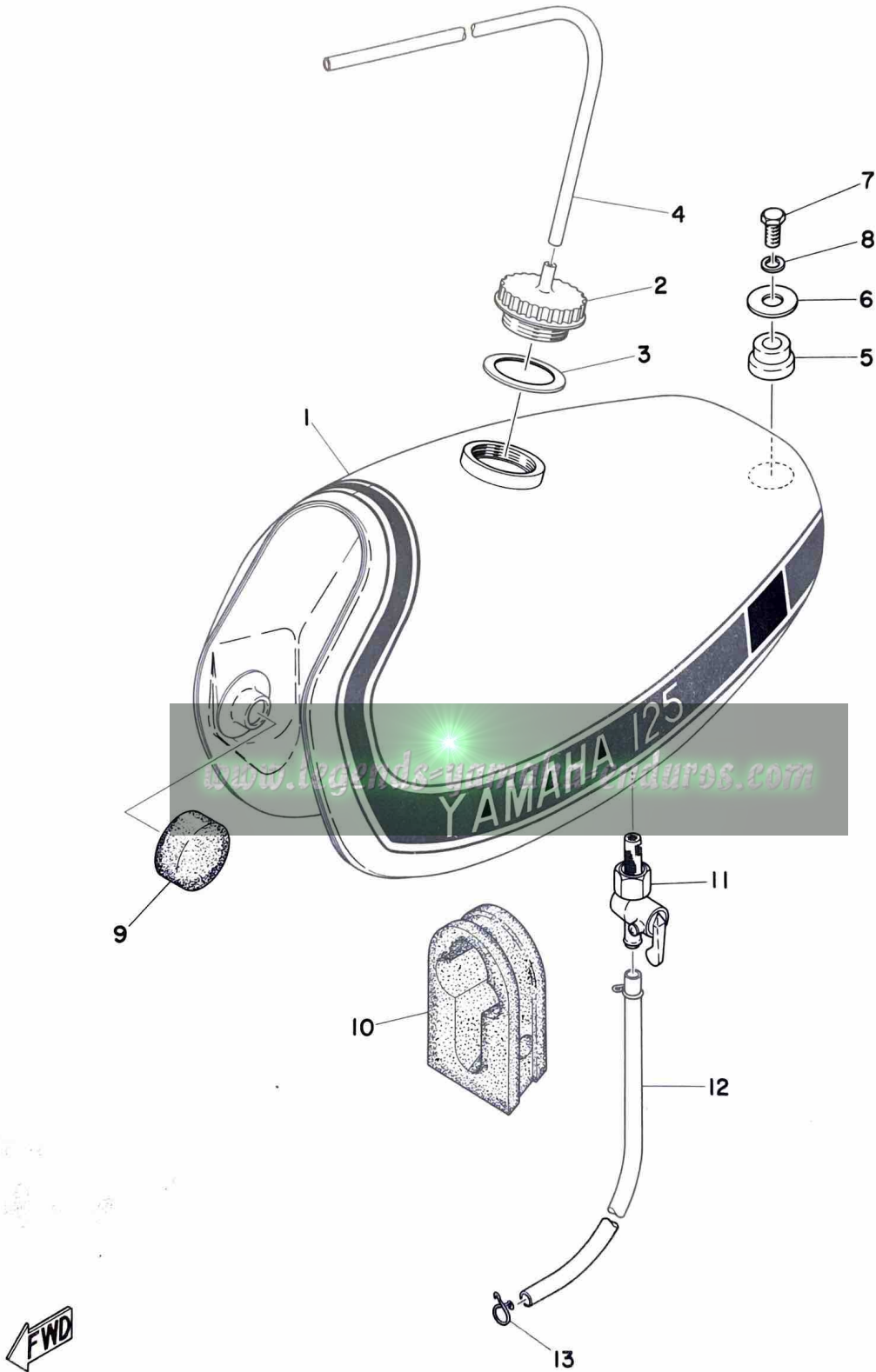


## HANDLE · WIRE

Ref. No.	Parts No.	Description	Q'ty	Applicable Machine No.	Remarks
20-22	214-26337-00	BOLT, wire adjusting .....	2		
20-23	322-26344-00	NUT, wire adjusting .....	2		
20-24	401-26335-01	WIRE, clutch .....	1		
20-25	363-26342-00	BOOT, wire .....	1		
20-26	363-26341-00	WIRE, brake front .....	1		
20-27	156-26347-00	JOINT, wire .....	1		
20-28	156-27229-00	PIN, link joint .....	1		
20-29	156-27226-00	WASHER, pedal link .....	1		
20-30	91401-20012	PIN, cotter .....	1		
20-31	168-83936-01	BAND, switch cord .....	1		
20-32	341-26397-01	BAND .....	2		

[www.legends-yamaha-enduros.com](http://www.legends-yamaha-enduros.com)

Fig. 21 FUEL TANK

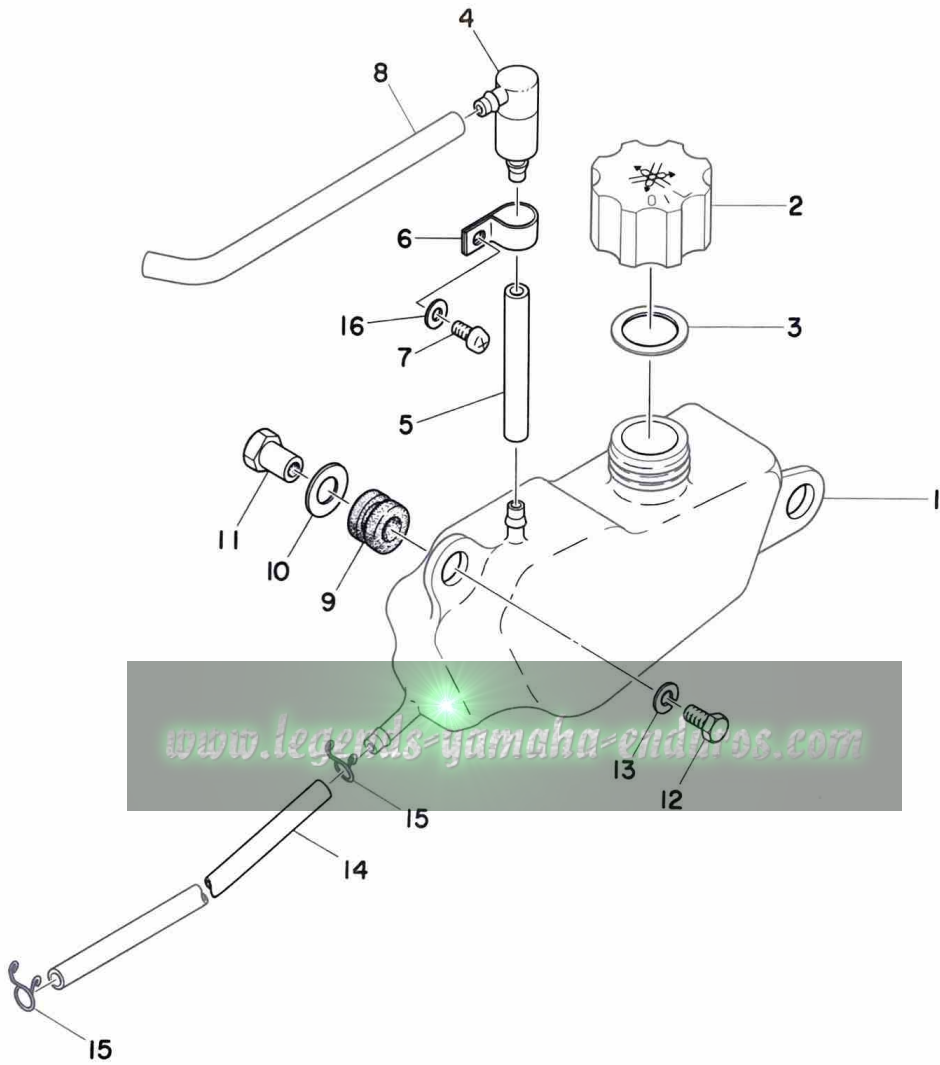


# FUEL TANK

Ref. No.	Parts No.	Description	Q'ty	Applicable Machine No.	Remarks
21- 1	401-24110-00-02	FUEL TANK COMP. ....	1		Competition Yellow
21- 2	322-24611-00	BODY, cap .....	1		
21- 3	322-24612-00	PACKING, cap .....	1		
21- 4	129-24311-00	PIPE, fuel (5-430) .....	1		
21- 5	322-24182-00	DAMPER, fuel tank .....	1		
21- 6	341-83348-00	WASHER, special 2 .....	1		
21- 7	97201-08015	BOLT .....	1		
21- 8	92901-08100	WASHER, spring .....	1		
21- 9	156-24181-00	DAMPER, locating .....	2		
21-10	401-24183-00	DAMPER, locating .....	1		
21-11	322-24500-00	FUEL COCK ASS'Y .....	1		
21-12	322-24311-00	PIPE, fuel (7-220) .....	1		
21-13	143-24356-00	CLIP, pipe .....	2		



Fig. 22 OIL TANK

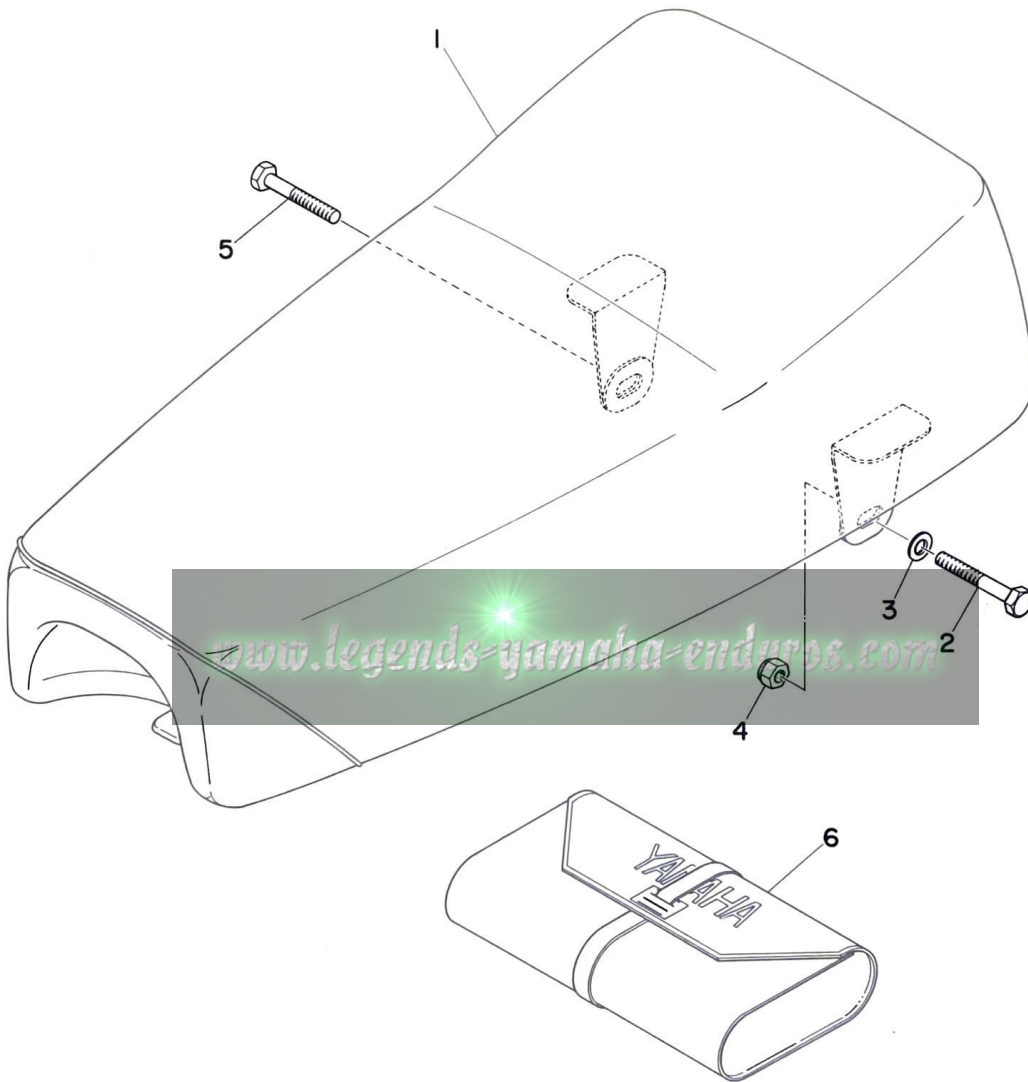


# OIL TANK

Ref. No.	Parts No.	Description	Q'ty	Applicable Machine No.	Remarks
22- 1	402-21751-00	TANK, oil .....	1		
22- 2	296-21771-00	BODY, cap .....	1		
22- 3	296-21772-00	PACKING, cap .....	1		
22- 4	363-21744-00	BREATHER .....	1		
22- 5	402-21766-00	PIPE, oil tank breather 2 .....	1		
22- 6	363-21755-00	CLAMP .....	1		
22- 7	98501-05010	SCREW, panhead .....	1		
22- 8	402-21745-00	PIPE, oil tank breather 1 .....	1		
22- 9	214-21717-00	DAMPER, battery box .....	2		
22-10	92901-10200	WASHER, plain .....	2		
22-11	322-21791-00	NUT, oil tank .....	2		
22-12	97201-06012	BOLT .....	2		
22-13	92901-06100	WASHER, spring .....	2		
22-14	248-21766-00	PIPE, oil .....	1		
22-15	101-24356-00	CLIP, pipe .....	2		
22-16	92901-05200	WASHER, plain .....	1		



Fig. 23 SEAT

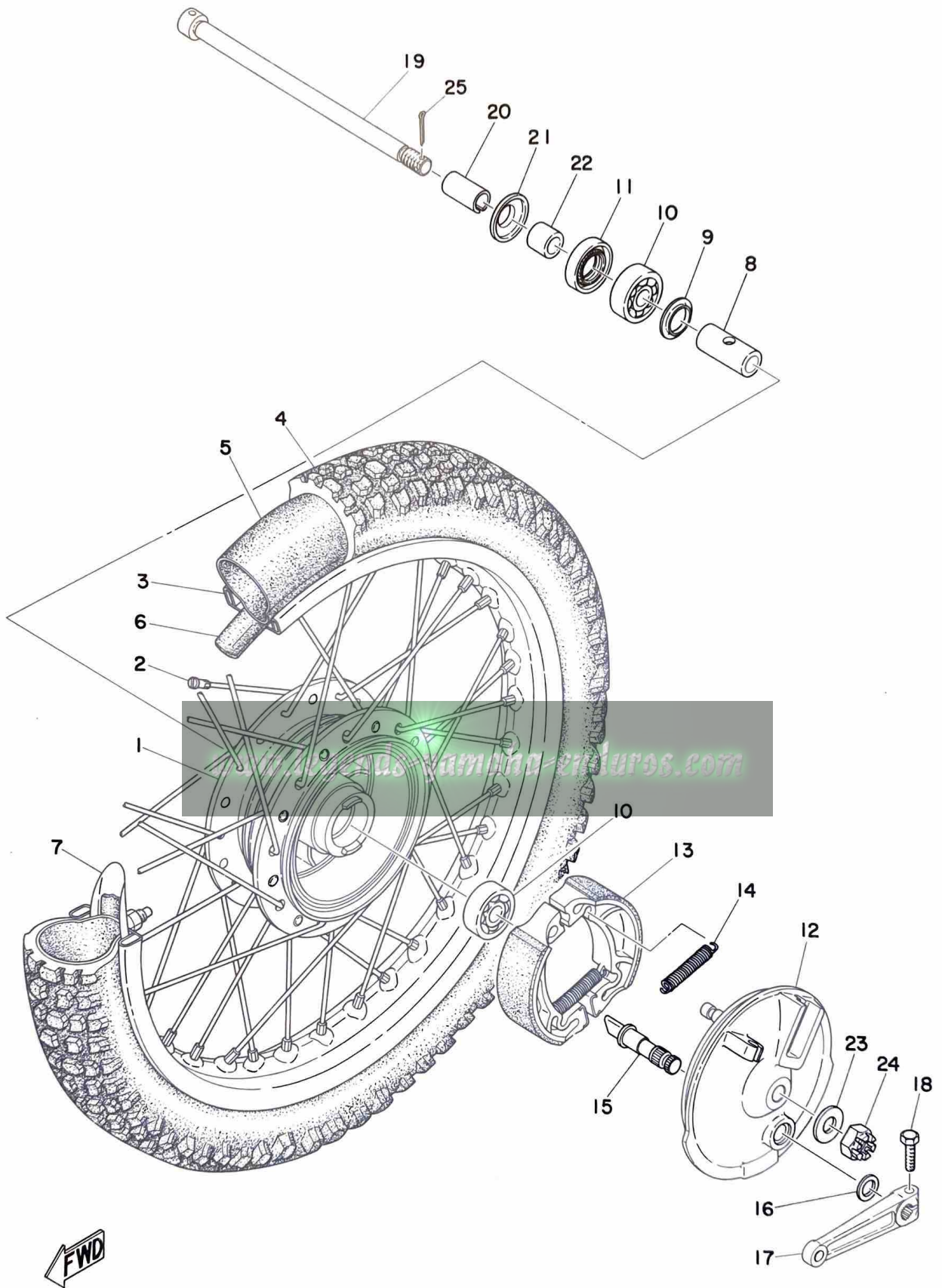


# SEAT

Ref. No.	Parts No.	Description	Q'ty	Applicable Machine No.	Remarks
23- 1	401-24770-00	SEMI DOUBLE SEAT ASS'Y	..... 1		
23- 1-1	401-24771-00	COVER, semi double seat	..... 1		
23- 2	97201-08050	BOLT	..... 1		
23- 3	92901-08200	WASHER, plain	..... 3		
23- 4	90185-08039	NUT U	..... 2		
23- 5	97201-08045	BOLT	..... 1		
23- 6	401-28100-10	TOOL ASS'Y	..... 1		

[www.legends-yamaha-enduros.com](http://www.legends-yamaha-enduros.com)

Fig. 24 FRONT WHEEL

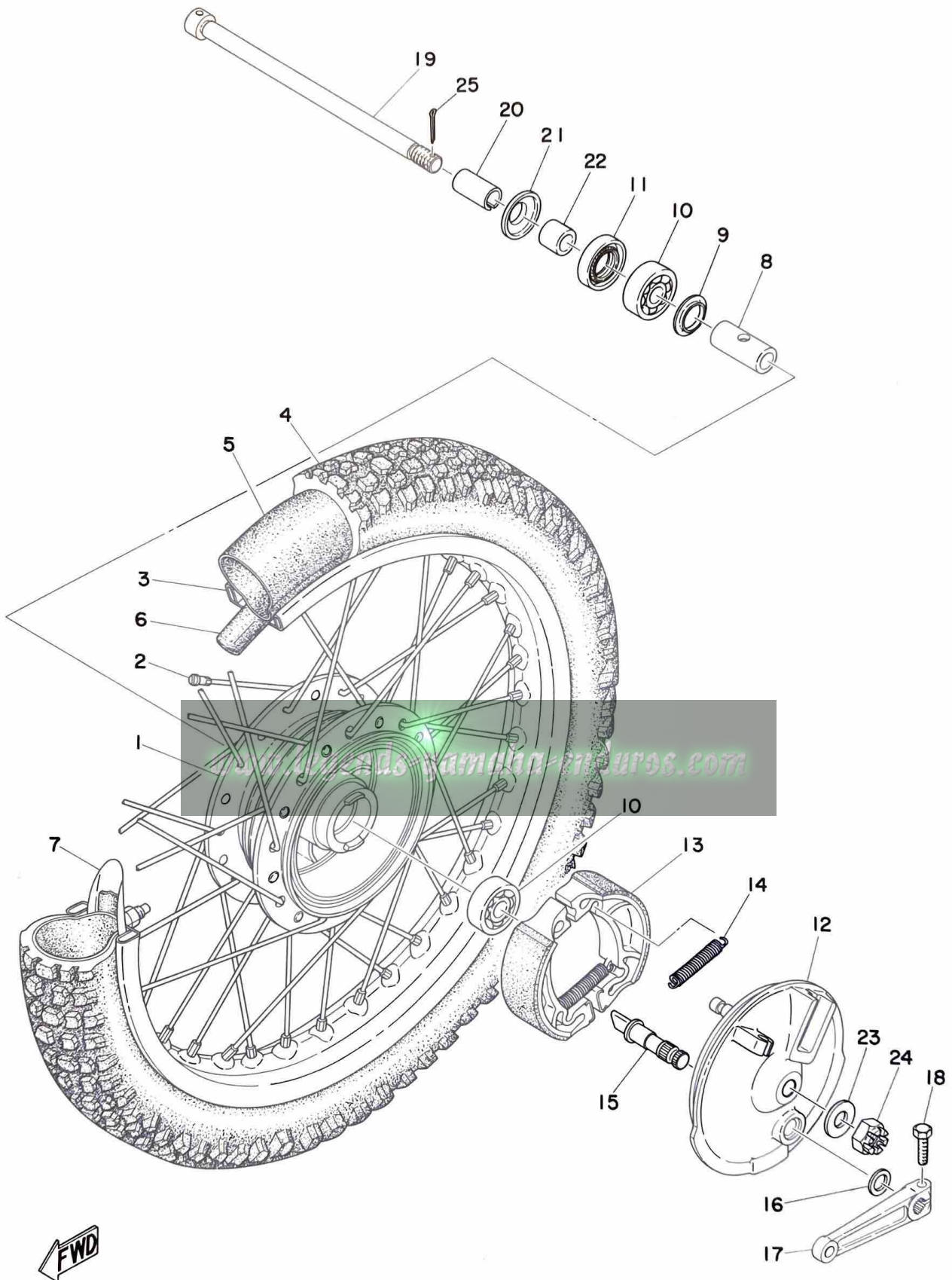


FWD

## FRONT WHEEL

Ref. No.	Parts No.	Description	Q'ty	Applicable Machine No.	Remarks
24- 1	248-25111-00-35	HUB, front .....	1		
24- 2	248-25104-00	SPOKE SET .....	1s		
24- 3	94416-21044	RIM, front (1.60A-21Fe) .....	1		
24- 4	94127-21071	TIRE, front (2.75-21-4PR) .....	1		
24- 5	94227-21031	TUBE, front (2.75-21) .....	1		
24- 6	94327-21024	BAND, rim (2.75-21) .....	1		
24- 7	214-25194-00	SPACER, bead .....	2		
24- 8	183-25117-00	SPACER, bearing .....	1		
24- 9	109-25315-00	FLANGE, spacer .....	1		
24-10	93306-30103	BEARING (6301) .....	2		
24-11	93102-18008	OIL SEAL (SD-18-37-8) .....	1		
24-12	402-25121-00	PLATE, brake shoe .....	1		
24-13	326-25330-01	BRAKE SHOE COMP. ....	2		
24-14	102-25333-00	SPRING, brake shoe return .....	2		
24-15	122-25351-01	CAMSHAFT .....	1		
24-16	137-25159-00	SEAL, camshaft .....	1		
24-17	401-25155-00	LEVER, camshaft .....	1		
24-18	91201-06020	BOLT .....	1		
24-19	401-25181-00	SHAFT, wheel .....	1		
24-20	251-25186-00	COLLAR .....	1		
24-21	183-25118-00	COVER, hub dust .....	1		
24-22	183-25183-00	COLLAR, wheel shaft .....	1		
24-23	92901-12200	WASHER, plain .....	1		

Fig. 24 FRONT WHEEL

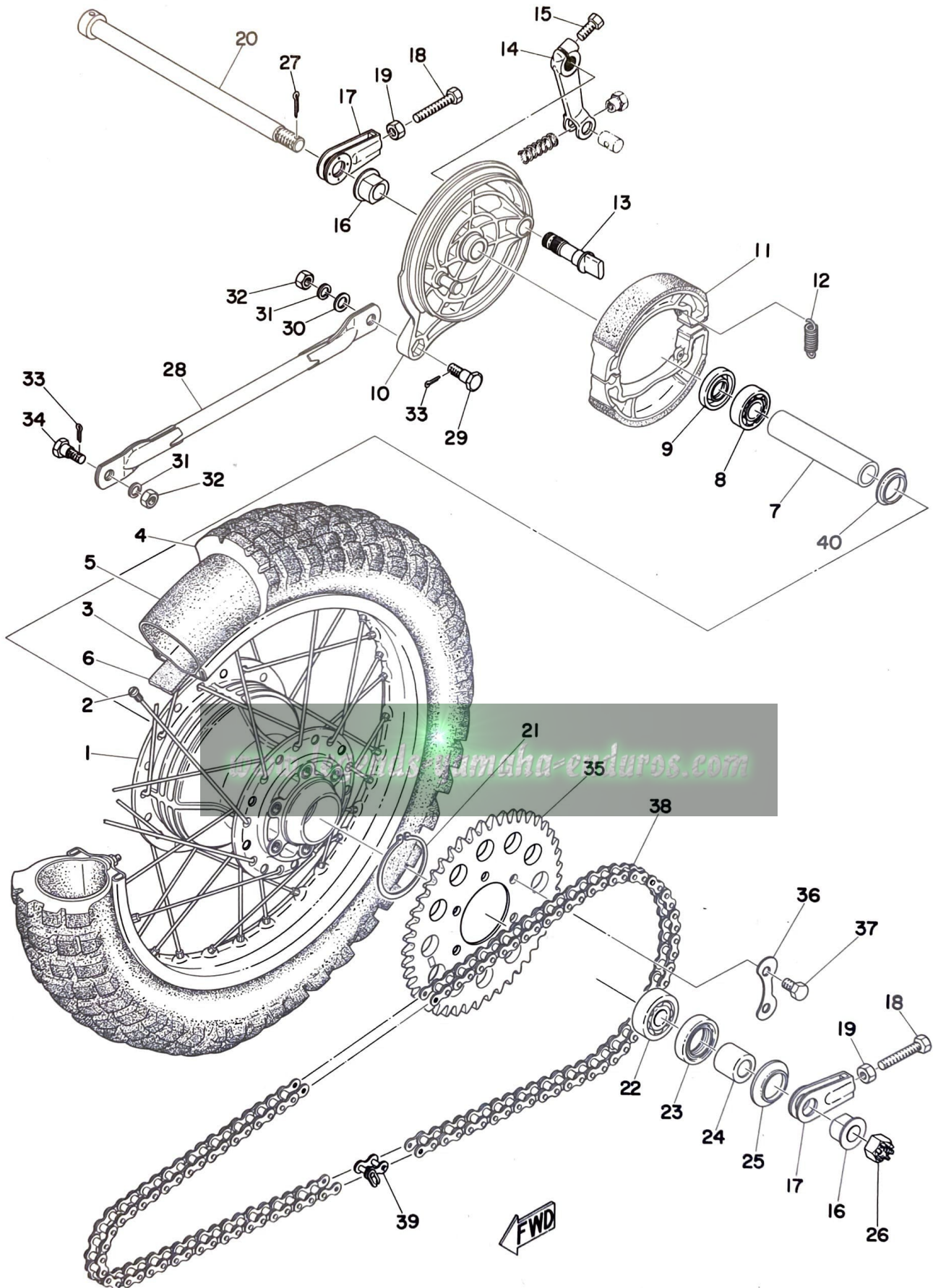


# FRONT WHEEL

Ref. No.	Parts No.	Description	Q'ty	Applicable Machine No.	Remarks
24-24	367-25382-00	NUT, shaft .....	1		
24-25	91401-30025	PIN, cotter .....	1		

[www.legends-yamaha-enduros.com](http://www.legends-yamaha-enduros.com)

Fig. 25 REAR WHEEL

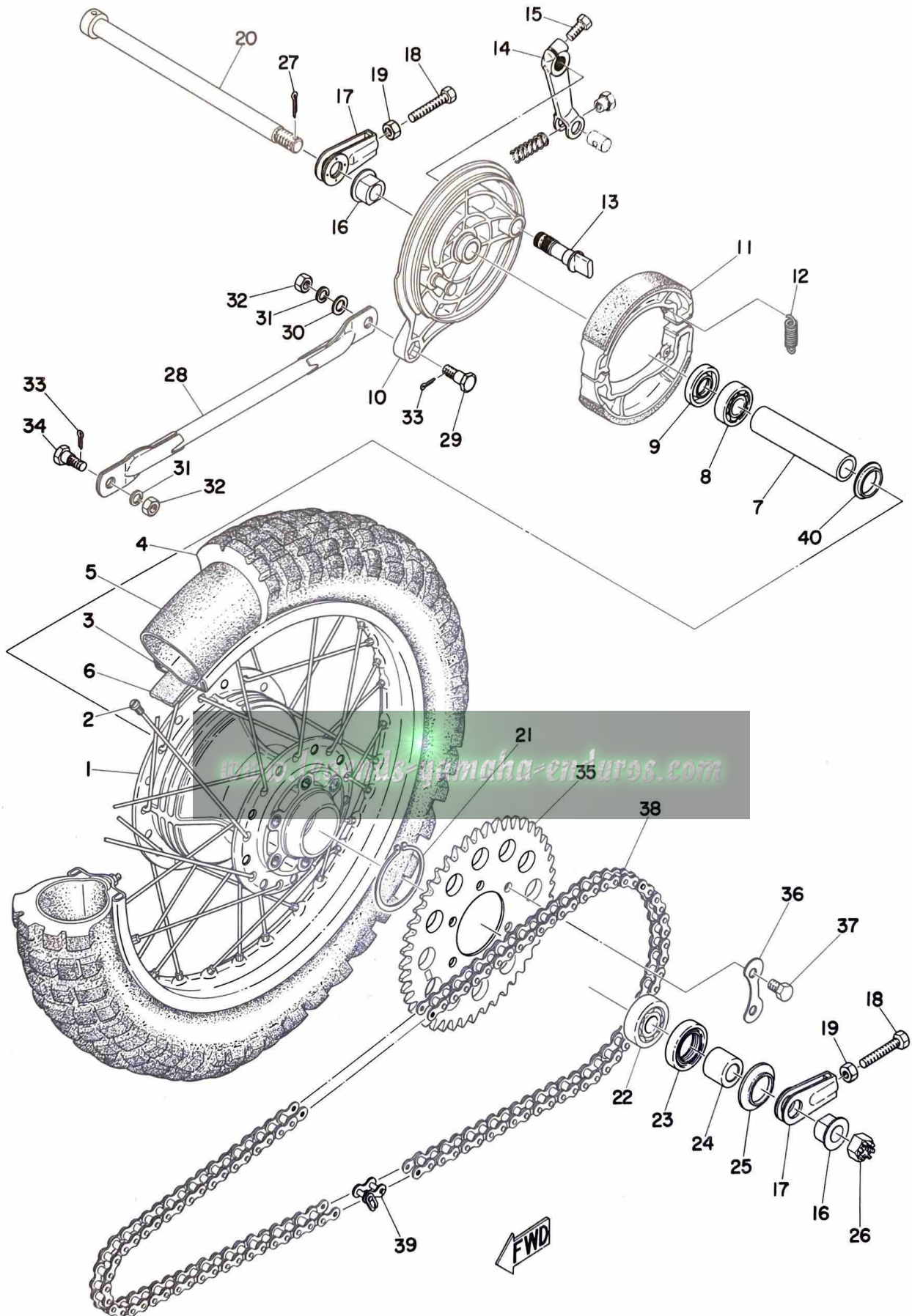


## REAR WHEEL

Ref. No.	Parts No.	Description	Q'ty	Applicable Machine No.	Remarks
25- 1	403-25311-00	HUB, rear .....	1		
25- 2	402-25304-00	SPORK SET .....	1s		
25- 3	94418-18045	RIM, rear (1.85B-18) .....	1		
25- 4	94135-18094	TIRE, rear (3.50-18-4PR) .....	1		
25- 5	94235-18022	TUBE (3.50-18) .....	1		
25- 6	94335-18018	BAND, rim (3.50-18) .....	1		
25- 7	401-25317-00	SPACER, bearing .....	1		
25- 8	93306-20204	BEARING (6202Z) .....	1		
25- 9	93104-22018	OIL SEAL (SO-22-35-5) .....	1		
25-10	248-25321-00	PLATE, brake shoe .....	1		
25-11	183-25330-00	BRAKE SHOE COMP. ....	2		
25-12	183-25333-00	SPRING, brake shoe return .....	2		
25-13	248-25351-00	CAMSHAFT .....	1		
25-14	214-25355-00	LEVER, camshaft .....	1		
25-15	91201-06020	BOLT .....	1		
25-16	248-25377-00	COLLAR, shaft .....	1		
25-17	248-25388-00	PULLER, chain .....	2		
25-18	168-25379-00	BOLT, chain puller .....	2		
25-19	98803-08300	NUT .....	2		
25-20	401-25381-00	SHAFT, wheel .....	1		
25-21	93410-52020	CIRCLIP .....	1		
25-22	93306-30203	BEARING (6302) .....	1		
25-23	93106-26005	OIL SEAL (DD-26-42-8) .....	1		



Fig. 25 REAR WHEEL

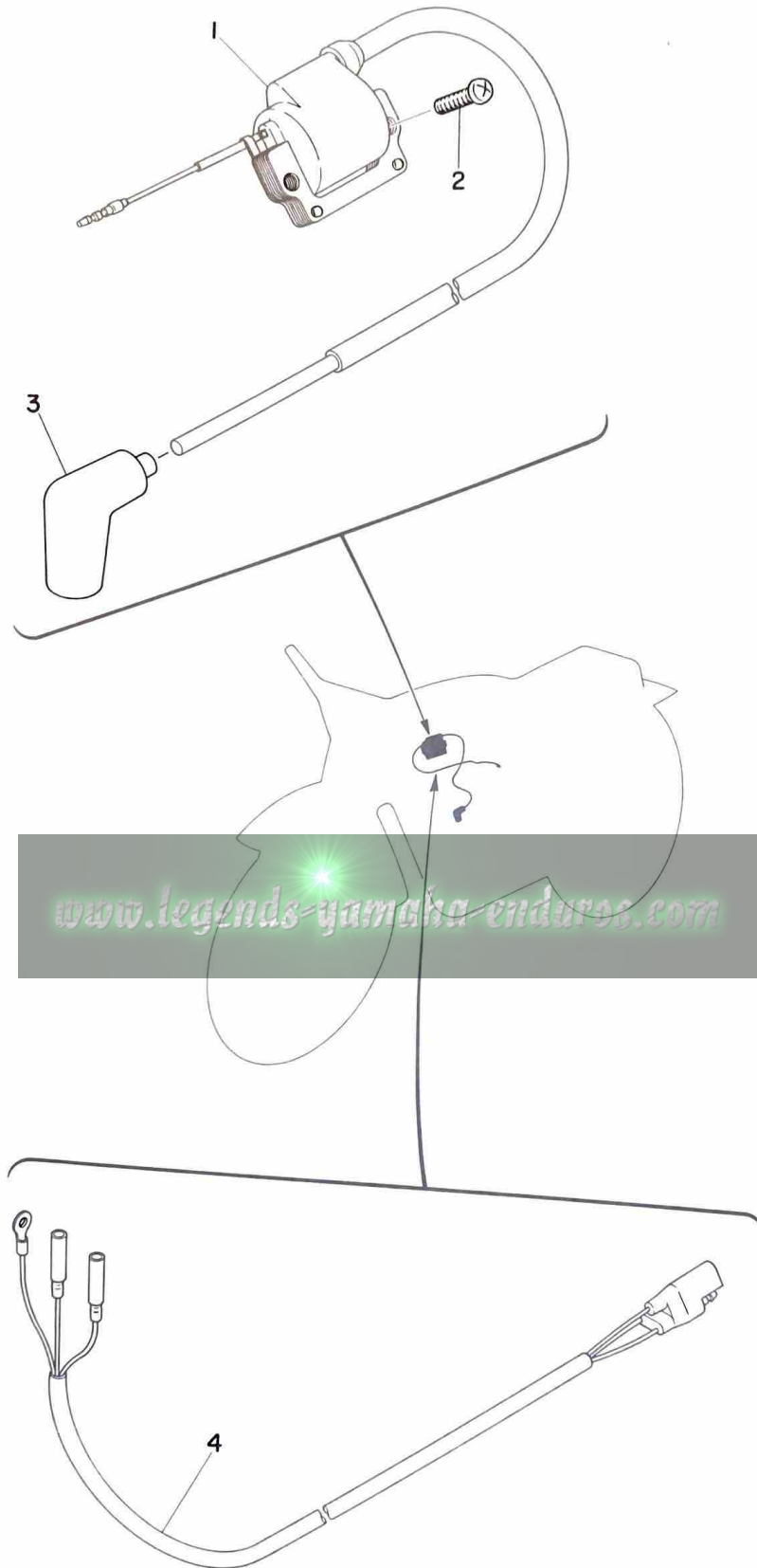


# REAR WHEEL

Ref. No.	Parts No.	Description	Q'ty	Applicable Machine No.	Remarks
25-24	401-25377-00	COLLAR, shaft .....	1		
25-25	401-25367-00	COVER, dust .....	1		
25-26	214-25182-01	NUT, shaft .....	1		
25-27	91401-30028	PIN, cotter .....	1		
25-28	401-25371-00	BAR, tension .....	1		
25-29	109-25373-00	BOLT, tension bar .....	1		
25-30	92901-08200	WASHER, plain .....	1		
25-31	92901-08100	WASHER, spring .....	2		
25-32	98801-08300	NUT .....	2		
25-33	91401-20012	PIN, cotter .....	2		
25-34	183-25378-00	BOLT, tension bar .....	1		
25-35	402-25445-00	GEAR, sprocket wheel (45T) ...	} U.R 1		STD
	402-25447-00	GEAR, sprocket wheel (47T) ...			
	402-25449-00	GEAR, sprocket wheel (49T) ...			
25-36	214-25412-00	WASHER, lock .....	3		
25-37	97101-08012	BOLT .....	6		
25-38	94504-28112	CHAIN (DK428-112L) .....	1		
25-39	94604-28001	. JOINT, chain .....	1		
25-40	148-25115-00	FRANGE, spacer .....	1		

www.legends-yamaha-enduros.com

Fig. 26 ELECTRICAL



# ELECTRICAL

Ref. No.	Parts No.	Description	Q'ty	Applicable Machine No.	Remarks
26- 1	324-82310-10	IGNITION COIL ASS'Y .....	1		
26- 2	92601-06225	SCREW, panhead .....	2		
26- 3	304-82370-20	PLUG CAP ASS'Y .....	1		
26- 4	401-85517-00	WIRE, sub lead .....	1		

[www.legends-yamaha-enduros.com](http://www.legends-yamaha-enduros.com)

# NUMERICAL INDEX

[www.legends-yamaha-enduros.com](http://www.legends-yamaha-enduros.com)



# NUMERICAL INDEX

Ref No.	Parts No.	Ref No.	Parts No.	Ref No.	Parts No.
22-15	101-24356-00	5- 5	132-17414-00	24-16	137-25159-00
4-12	102-17463-00	5-16	132-17414-00	9-18	141-23427-00
5-32	102-17463-00	7- 2	132-18113-01	21-13	143-24356-00
4-13	102-17464-00	7-14	132-18123-00	11-12	145-14683-00
5-31	102-17464-00	7-15	132-18124-00	3-24	146-11545-00
12- 7	102-18138-00	7-16	132-18133-00	19-14	146-23114-00
24-14	102-25333-00	7-11	132-18137-00	25-40	148-25115-00
24- 9	109-25315-00	6-20	132-18140-01	4-20	150-25153-00
25-29	109-25373-00	6-22	132-18143-00	10-18	152-14123-00
13-11	109-81328-10	6-21	132-18177-00	11- 8	152-14613-00
13-12	110-81345-20	3-15	136-11561-00-04	8- 2	156-15618-01
13- 9	110-81346-20	3-15	136-11561-00-05	18- 2	156-23411-00
14-27	116-28324-00	3-15	136-11561-00-06	18- 4	156-23412-00
17- 4	116-28324-00	3-15	136-11561-00-07	9-19	156-23418-00
17-17	116-28324-00	7- 6	136-18334-00	21- 9	156-24181-00
1-29	120-15371-00	1-28	136-82543-00	19-34	156-24187-00
2-19	120-15371-00	3-10	137-11633-00	20-27	156-26347-00
19-22	122-23119-01	3-11	137-11634-00	18-14	156-21226-00
19-23	122-23129-00	5-18	137-13128-00	20-29	156-27226-00
18- 5	122-23411-00	5-12	137-13137-00-10	20-28	156-27229-00
18- 7	122-23412-00	5-13	137-13138-01	16-24	156-27237-00
18- 8	122-23416-00	12-30	137-13165-00	3- 6	164-11685-00
24-15	122-25351-01	12-29	137-13167-00	3-22	164-16119-00
12- 1	126-13116-00	12- 4	137-13176-00	5-21	164-17427-00-06
10-19	127-14134-00	5-21	137-13187-00	5-29	164-17462-00
10- 3	127-14161-00	10-17	137-14133-00-33	6- 5	164-18561-00
21- 4	129-24311-00	10-23	137-14137-00	11-14	164-22216-00
3-12	132-11561-00-03	10- 2	137-14143-36	18- 1	164-23462-00
3-12	132-11561-00-05	10- 2	137-14143-38	10- 4	168-14190-25
10-15	132-14146-00-33	10- 2	137-14143-40	25-18	168-25379-00
10-36	132-14179-00-33	10- 9	137-14186-00	20-31	168-83936-01
1- 9	132-15351-00	6-10	137-15353-00	16- 9	172-27416-00
1- 8	132-15353-00	4- 6	137-16324-00	4- 4	174-16154-00
5-25	132-15653-00	4- 9	137-16333-00	4-15	174-16176-01
4- 8	132-16351-00	4-10	137-16337-01	4- 5	174-16371-01
5- 4	132-17216-00	4-11	137-16356-00	5-30	174-17461-40
5-15	132-17216-00	19- 3	137-23145-01	5-30	174-17461-50
		18- 9	137-23454-00	5-30	174-17461-60

# NUMERICAL INDEX

Ref No.	Parts No.	Ref No.	Parts No.	Ref No.	Parts No.
6- 3	174-18544-00	20- 0-1	214-82910-00	16-19	248-27231-00
6- 9	174-18558-00	20- 4	214-82911-01	24-20	251-25186-00
6-11	174-18578-00	20- 5	214-83912-01	10-33	256-14135-00
16-23	180-27236-00	20- 7	214-83913-00	19-30	256-21541-00
10-41	183-14197-01	20-12	214-83913-00	8-20	257-15668-00
24- 8	183-25117-00	20- 0-2	233-82920-31	4-14	261-15631-00
24-21	183-25118-00	20- 9	233-82921-31	5-20	265-17211-00
24-22	183-25183-00	20-10	233-83922-31	5-19	265-17241-00
25-11	183-25330-00	10-27	246-14126-00	11- 7	276-14612-10
25-12	183-25333-00	1-23	248-11171-01	14-28	276-14747-00
25-34	183-25378-00	1-20	248-11181-00	1-22	278-11175-00
10- 1	193-14142-60	1-18	248-11351-00	5-23	278-13169-00
10-16	204-14122-00-33	1-17	248-11361-00	10-12	278-14115-00-33
16-25	206-27238-00	3- 4	248-11681-00	10-13	278-14117-00
13- 6	207-81321-10	12-31	248-13174-00	10-20	278-14141-28
13- 7	207-81326-10	12- 8	248-13178-00	10-32	278-14171-00
13- 8	207-81331-10	10-25	248-14131-00	10-35	278-14174-00-33
1-25	214-11197-00	11- 6	248-14623-00	10-39	278-14175-00-33
1-26	214-11198-01	8-17	248-15654-00	10- 7	278-14185-00
12-28	214-13162-00	3-19	248-16136-00	9-11	278-14455-00
12-26	214-13164-00	4-16	248-16164-01	8- 6	278-15613-00
12-27	214-13164-00	7-17	248-18134-00	8- 4	278-15622-00
12- 2	214-13175-01	7-18	248-18139-00	6-15	278-18552-00
10- 5	214-14195-00	6-18	248-18511-01	16- 2	278-27317-00
4-26	214-16379-00	6-13	248-18512-01	10- 8	280-14187-00
4-25	214-16389-00	6-17	248-18513-01	1-27	288-18588-00
6-16	214-18531-00	6-12	248-18531-00	11- 2	291-14752-30
14- 6	214-21481-00	22-14	248-21766-00	5-14	295-13146-00
22- 9	214-21717-00	19-15	248-23111-01	6-19	296-15385-00
15-20	214-22241-00	19-11	248-23142-00	22- 2	296-21771-00
19-25	214-23158-00	19-13	248-23144-00	22- 3	296-21772-00
18-11	214-23443-00	24- 2	248-25104-00	13- 2	296-81312-10
25-26	214-25182-01	24- 1	248-25111-00-35	13- 5	296-81332-10
24- 7	214-25194-00	25-10	248-25321-00	13- 3	296-81348-10
25-14	214-25355-00	25-13	248-25351-00	9-10	304-14455-70
25-36	214-25412-00	25-16	248-25377-00	1-14	304-15128-00
20-22	214-26337-00	25-17	248-25388-00	1-30	304-15373-00
16- 5	214-27316-00	16-20	248-27228-00	2-20	304-15373-00

# NUMERICAL INDEX

Ref No.	Parts No.	Ref No.	Parts No.	Ref No.	Parts No.
26- 3	304-82370-20	19-31	322-23485-00	22- 4	363-21744-00
9-13	308-14455-00	21- 5	322-24182-00	22- 6	363-21755-00
10-14	308-14567-00-33	21-12	322-24311-00	20-26	363-26341-00
11-19	308-14771-00	21-11	322-24500-00	20-25	363-26342-00
3- 1	314-11412-01	21- 2	322-24611-00	20- 3	363-83976-00
9- 7	314-13621-01	21- 3	322-24612-00	4-22	364-16343-00
8-18	315-15641-00	20- 2	322-26241-00	24-24	367-25382-00
8-19	315-15687-00	20-18	322-26242-00	1-21	401-11111-01
5-13	315-17421-01	20-17	322-26243-00	1-19	401-11311-00
19-12	315-23118-50	20-14	322-26281-00	3- 0-1	401-11400-00
19- 1	315-23126-50	20-15	322-26282-00	3- 2	401-11422-00
19- 2	315-23136-50	20-23	322-26344-00	3- 8	401-11611-00
19- 4	315-23146-50	20-21	322-26393-00	3- 8	401-11611-10
19- 5	315-23156-50	16-10	322-27416-01	3- 8	401-11611-20
19-26	315-23167-50	26- 1	324-82310-10	3- 8	401-11611-30
19- 6	315-23183-50	24-13	326-25330-01	3- 8	401-11611-40
19-36	318-23487-00	1-35	328-15316-00	3- 0-2	401-11630-00
9-17	322-14439-00	20-32	341-26397-01	3- 0-2	401-11630-10
11-11	322-14684-10	21- 6	341-83348-00	3- 0-2	401-11630-20
17- 5	322-21541-00	3- 3	345-11651-71	3- 0-2	401-11630-30
17-12	322-21541-00	9- 4	345-13616-70	3- 0-2	401-11630-40
17- 6	322-21544-00	10-3	346-14153-70	3- 7	401-11631-00-96
17-10	322-21615-00	3-21	353-11546-00	3- 7	401-11631-00-97
17-11	322-21639-00	3-23	353-16144-00	3- 7	401-11635-00
14-15	322-21747-00	10-21	360-14112-25	3- 7	401-11636-00
14-19	322-21747-00	10-40	360-14169-00	3- 7	401-11637-00
22-11	322-21791-00	10-11	360-14184-00	3- 7	401-11638-00
15-17	322-22137-00	10-26	363-14137-00	9- 1	401-13565-00
15-18	322-22157-00	10-30	363-14155-00	9- 2	401-13610-00
19-35	322-23319-00	10-29	363-14198-00	9- 3	401-13613-00
19-16	322-23341-00	11-13	363-14771-00	10-28	401-14158-00-33
19-21	322-23346-00	9-20	363-15485-00	9-16	401-14412-00
19-18	322-23356-00	4-24	363-16344-00	9-15	401-14451-00
19-19	322-23357-00	4-23	363-16387-00	9-12	401-14453-00
19-32	322-23395-00	2-16	363-17481-00	9-14	401-14458-00
19-33	322-23396-00	14-13	363-21189-00	10-24	401-14936-00
18-12	322-23451-00	14-17	363-21189-00	1- 1	401-15111-01
16-12	322-23453-00	14-21	363-21736-00	1- 2	401-15121-01



# NUMERICAL INDEX

Ref No.	Parts No.	Ref No.	Parts No.	Ref No.	Parts No.
1-33	401-15317-00	14- 9	401-21471-00-33	16- 8	401-27426-00
2-14	401-15362-00	14-12	401-21711-00-02	16-15	401-27456-00
2- 1	401-15411-00	14-24	401-21746-00	23- 6	401-28100-10
2-11	401-15416-00	14-20	401-21787-00	26- 4	401-85517-00
1-10	401-15419-00	15- 1	401-22110-00-33	5- 0-1	402-13101-00
2- 2	401-15421-00	15- 4	401-22123-00	12-25	402-13161-00
2- 5	401-15431-00	15- 3	401-22124-00	12-24	402-13552-00
1-31	401-15441-01	15- 5	401-22127-00	10- 0-1	402-14101-60
1-11	401-15449-00	15- 6	401-22128-00	10- 6	402-14146-00
2- 6	401-15451-00	15- 2	401-22141-00	10-37	402-14178-00-33
2- 3	401-15455-00	15-10	401-22153-00-33	10-10	402-14181-00-33
8- 1	401-15611-00-93	15-19	401-22210-70	11- 1	402-14610-00
8- 3	401-15621-00	15-23	401-22241-00	2-12	402-15456-00
5-24	401-15651-00	19- 7	401-23171-00	17- 1	402-21511-00
8- 9	401-15660-00	19-29	401-23318-00	17- 7	402-21519-00
8-14	401-15665-00	19-17	401-23345-00-33	17- 8	402-21611-00
8-13	401-15666-00	18-10	401-23435-00-98	17-18	402-21619-00
8-15	401-15676-00	18-16	401-23441-00-98	14-16	402-21721-00
8-11	401-15683-00	21-10	401-24183-00	22- 8	402-21745-00
3-20	401-16111-00	21- 1	401-24110-00-02	22- 1	402-21751-00
4- 1	401-16150-00	23- 1	401-24770-00	22- 5	402-21766-00
4- 0-1	401-16301-00	23-1-1	401-24771-00	19- 0-1	402-23101-00
4- 7	401-16321-00	24-17	401-25155-00	24-12	402-25121-00
4-19	401-16345-00	24-19	401-25181-00	25- 2	402-25304-00
4-17	401-16357-00	25- 7	401-25317-00	25-35	102-25445-00
4-18	401-16382-00	25-25	401-25367-00	25-35	402-25447-00
5- 1	401-17410-60	25-28	401-25371-00	25-35	402-25449-00
5- 2	401-17411-00	25-24	401-25377-00	20-19	402-26311-00
5-10	401-17471-00	25-20	401-25381-00	20-20	402-26312-00
7-13	401-18101-00	20- 1	401-26111-00	19-10	403-23124-00
7- 1	401-18111-00-93	20-24	401-26335-01	19- 9	403-23141-00
7- 7	401-18151-00	16-16	401-27211-00-33	19- 8	403-23170-00
7- 9	401-18152-00	16-17	401-27216-00	25- 1	403-25311-00
7- 5	401-18155-00	16- 1	401-27311-00	5- 8	427-17121-00
7- 8	401-18178-00	16- 7	401-27411-00	5- 6	427-17131-00
6- 1	401-18541-00	16- 6	401-27412-00	5- 3	427-17141-00
14- 1	401-21110-01-33	16-14	401-27421-00	5- 7	427-17151-00
14-23	401-21240-01	16-13	401-27422-00	5-14	427-17221-00

# NUMERICAL INDEX

Ref No.	Parts No.	Ref No.	Parts No.	Ref No.	Parts No.
5-18	427-17231-00	4-27	91401-10010	11-22	92901-06200
5-17	427-17251-00	5-19	91401-12018	14-11	92901-06200
13- 0-1	427-81300-10	20-30	91401-20012	15-13	92901-06200
13- 1	427-81350-10	25-33	91401-20012	16-21	92901-06200
10-22	644-14116-03	16- 4	91401-20025	1-15	92901-08100
10-34	802-14173-00	16-22	91401-25012	11-16	92901-08100
14- 2	90101-08219	24-25	91401-30025	14- 7	92901-08100
14- 5	90101-10136	25-27	91401-30028	18-18	92901-08100
15-15	90185-06034	1- 4	91810-02014	19-27	92901-08100
18-15	90185-08039	2- 7	91810-02014	21- 8	92901-08100
23- 4	90185-08039	1- 3	91810-19020	25-31	92901-08100
14-14	90267-40037	2-17	92501-06010	11-18	92901-08200
14-18	90267-40037	11- 3	92501-06010	23- 3	92901-08200
11- 9	91101-06015	1-13	92501-06015	25-30	92901-08200
7- 3	91101-06020	1-16	92501-08012	12- 9	92901-08400
1-32	91201-06012	26- 2	92601-06225	14- 3	92901-10100
14-10	91201-06012	20- 8	92801-06100	15-21	92901-10100
15-11	91201-06012	20-13	92801-06100	19-20	92901-10100
11-20	91201-06015	16- 3	92802-10500	22-10	92901-10200
17-15	91201-06015	15-22	92804-10700	15- 7	92901-12100
24-18	91201-06020	9- 5	92901-03100	24-23	92901-12200
25-15	91201-06020	13-10	92901-04100	5-17	93101-10001
9- 8	91201-06025	13- 4	92901-04200	12- 5	93101-10002
17- 2	91201-06030	5-16	92901-05100	7-12	93101-12060
15-16	91201-06040	6- 6	92901-05100	8-10	93101-17062
15-14	91201-06055	22-16	92901-05200	24-11	93102-18008
20- 6	91203-06020	2-18	92901-06100	3-14	93102-25061
20-11	91203-06020	9- 9	92901-06100	5-28	93102-26042
19-24	91311-08020	11- 4	92901-06100	3-17	93103-28011
2- 4	91316-06025	11-10	92901-06100	4-21	93104-14004
2-13	91316-06025	11-21	92901-06100	25- 9	93104-22018
2- 8	91316-06030	14-26	92901-06100	25-23	93106-26005
2- 9	91316-06040	15-12	92901-06100	7- 4	93109-12012
2-10	91316-06045	17- 3	92901-06100	1-34	93210-11073
1- 5	91316-06050	17-13	92901-06100	3-18	93210-18023
1- 6	91316-06060	17-16	92901-06100	2-15	93210-19123
1- 7	91316-06070	22-13	92901-06100	4- 2	93210-85075
8- 8	91316-08025	11- 5	92901-06200	19-38	93210-99184

# NUMERICAL INDEX

Ref No.	Parts No.	Ref No.	Parts No.	Ref No.	Parts No.
10-38	93220-09001	25- 6	94335-18018		
25- 8	93306-20204	24- 3	94416-21044		
3-13	93306-20517	25- 3	94418-18045		
24-10	93306-30103	25-38	94504-28112		
5-22	93306-30203	25-39	94604-28001		
2-27	93306-30401	1-24	94701-00075		
3-16	93306-30405	25-37	97101-08012		
5-12	93306-30408	16-11	97101-08025		
3- 9	93310-21636	18-17	97103-08035		
3- 5	93310-42255	18-13	97103-08055		
5-23	93311-31515	22-12	97201-06012		
5- 9	93315-31502	14-25	97201-06015		
4- 3	93341-22603	21- 7	97201-08015		
5-26	93410-13004	11-17	97201-08018		
8-12	93410-17008	11-15	97201-08035		
8-16	93410-30012	23- 5	97201-08045		
25-21	93410-52020	23- 2	97201-08050		
6- 4	93430-03014	22- 7	98501-05010		
7-10	93430-08000	5-11	98501-05012		
12- 6	93430-08006	6- 7	98501-05012		
16-18	93430-10015	12-11	98501-05015		
8- 7	93430-10016	17- 9	98501-06018		
6-14	93430-10017	20-16	98503-05018		
5-22	93440-15012	9- 6	98512-03008		
18- 3	93501-04011	14-22	98701-04010		
18- 6	93503-16010	13-13	98701-05015		
6- 8	93505-16006	5-15	98801-05200		
5-22	93505-32002	19-37	98801-06100		
8- 5	93507-32009	17-14	98801-06700		
1-12	93603-12007	14- 4	98801-08100		
12- 3	93603-22028	14- 8	98801-08100		
6- 2	93604-22050	19-28	98801-08100		
15- 9	93700-06005	12-10	98801-08300		
24- 4	94127-21071	25-32	98801-08300		
25- 4	94135-18094	15- 8	98801-12100		
24- 5	94227-21031	25-19	98803-08300		
25- 5	94235-18022	5-20	98901-04008		
24- 6	94327-21024				

[www.legends-yamaha-enduros.com](http://www.legends-yamaha-enduros.com)



**YAMAHA MOTOR CO., LTD.**

PRINTED IN JAPAN  
First edition Mar., 1973  
(LIT-10014-02-00) (402-60)