



# YAMAHA

## PARTS LIST

MODEL **YZ100G**

MODEL **YZ125X**

[www.legends-yamaha-enduros.com](http://www.legends-yamaha-enduros.com)

#### NOTICE

ALL PART NUMBERS CONTAINED IN THIS CATALOGUE ARE COMPRISED OF TEN DIGITS. WHEN ORDERING, PLEASE ADD TWO ZEROS TO THE END OF EACH PART NUMBER REQUIRED TO CONVERT THE TEN DIGITS INTO THE NEW TWELVE DIGIT NUMBERS.

### YAMAHA MOTOR CO., LTD.

COPY RIGHT: ALL RIGHTS RESERVED  
NO PART OF THIS PUBLICATION MAY BE REPRODUCED WITHOUT PERMISSION.

# **YAMAHA**

## **PARTS LIST**

**MODEL YZ100C**

**MODEL YZ125X**

[www.legends-yamaha-enduros.com](http://www.legends-yamaha-enduros.com)

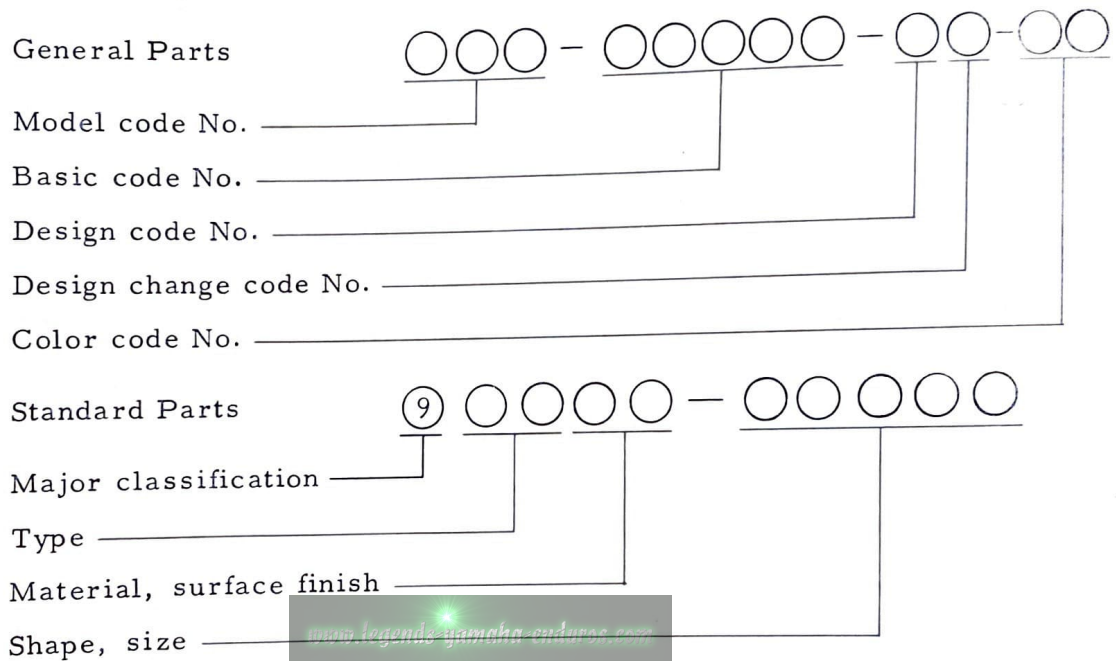


# FOREWORD

This Parts List relates to the parts in use for the Yamaha YZ100C, YZ125X. When you are ordering replacement parts for the YZ100C, YZ125X, refer to this Parts List and quote both part numbers and part names correctly.

## 1. Structure of Part No.

Yamaha parts are divided largely into two categories; general parts and standard parts, and each part No. has the following structure:



Note: Every standard No. begins with 9.

## 2. How to Use this Parts List

- (1) Except for steel balls (whose size is indicated in inches), the size of all parts is indicated in millimeters in the following manner.

Hose (rubber or vinyl) . . . . Inside diameter - length

O-ring . . . . . Section area - inside diameter

Washer, shim, collar . . . . Inside diameter - outside diameter - thickness (length)

- (2) Parts, which are to be supplied in the form of assemblies, are listed with an indentation of one letter's space, and a dot (.) is put

against the name of each part. If any two different assemblies (e.g., right and left side components) consist of almost the same type components, these two assemblies are listed in two lines, and then the names of component parts are listed in the subsequent lines with an indention as mentioned earlier. The quantity of parts is given in the following manner; that is, in the case of parts being the same in type between the right and left, a total quantity of parts is given. On the other hand, if the right and left side parts are different in type, the quantity of part(s) on each side is given.

Example

Description	Q'ty
CARBURETOR ASS'Y, left	1
CARBURETOR ASS'Y, right	1
. JET, pilot	2
. NOZZLE, main	2
:	
:	
:	
. LEVER, starter, left	1
. LEVER, starter, right	1

(3) Key to Symbols



- U.R. .... Use size (thickness) and/or number as required
- U.N. .... Use as many as you need
- T ..... Number of teeth in a gear
- V ..... Voltage for light bulbs
- S ..... "S" type oil seal or "S" type circlip
- SD ..... "SD" type oil seal
- SO ..... "SO" type oil seal
- SW ..... "SW" type oil seal
- E ..... "E" type circlip
- R ..... "R" type circlip
- F/No. .... Frame No. (Applicable machine No.)



- (4) The right and left in relation to parts are determined on the basis of the rider facing toward the front.
- (5) The parts marked with \* in the remark column of this list are not supplied with by Yamaha, those have to be found locally.
- (6) This Parts List is based on the model in the production line on Oct., 25, 1975. Accordingly, if any modifications which have been made to parts will be announced in the Yamaha Parts News. It is advisable that according to the Yamaha Parts News, You will make necessary corrections to the Parts List on hand to keep it up-to dated.

# CONTENTS

## ENGINE

Fig. 1	Crankcase · Cylinder .....	1
Fig. 2	Crankcase Cover .....	5
Fig. 3	Crank · Piston .....	7
Fig. 4	Clutch .....	11
Fig. 5	Transmission .....	13
Fig. 6	Shifter 1 .....	17
Fig. 7	Shifter 2 .....	19
Fig. 8	Kick Starter .....	21
Fig. 9	Intake .....	23
Fig. 10	Carburetor (YZ100C) .....	27
Fig. 11	Carburetor (YZ125X) .....	31
Fig. 12	Exhaust .....	35
Fig. 13	C.D.I. Magneto .....	37

## CHASSIS

Fig. 14	Frame · Side Cover .....	41
Fig. 15	Rear Arm .....	43
Fig. 16	Rear Cushion .....	45
Fig. 17	Stand · Footrest · Brake Pedal .....	49
Fig. 18	Front Fender · Rear Fender .....	51
Fig. 19	Front Fork (YZ100C) .....	53
Fig. 20	Front Fork (YZ125X) .....	57
Fig. 21	Steering .....	61
Fig. 22	Handle · Wire .....	63
Fig. 23	Fuel Tank .....	67
Fig. 24	Seat .....	69
Fig. 25	Front Wheel .....	71
Fig. 26	Rear Wheel .....	75

Fig. 27	Electrical .....	79
Fig. 28	Exclusive Parts for General Market .....	83

**REPAIR KIT**

Fig. 29	Repair Kit .....	87
---------	------------------	----

**NUMERICAL INDEX**

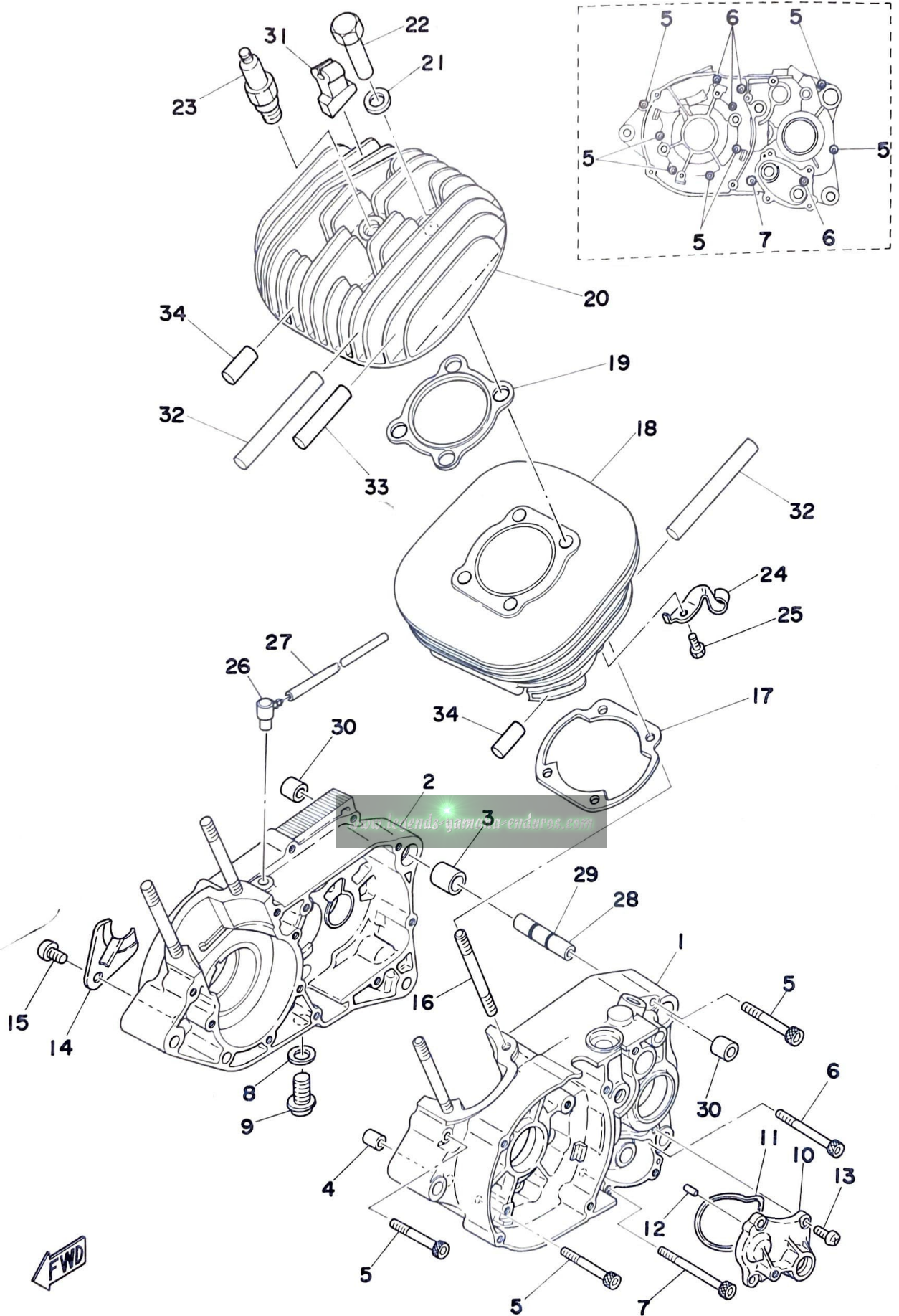


# ENGINE

[www.legends-yamaha-enduros.com](http://www.legends-yamaha-enduros.com)



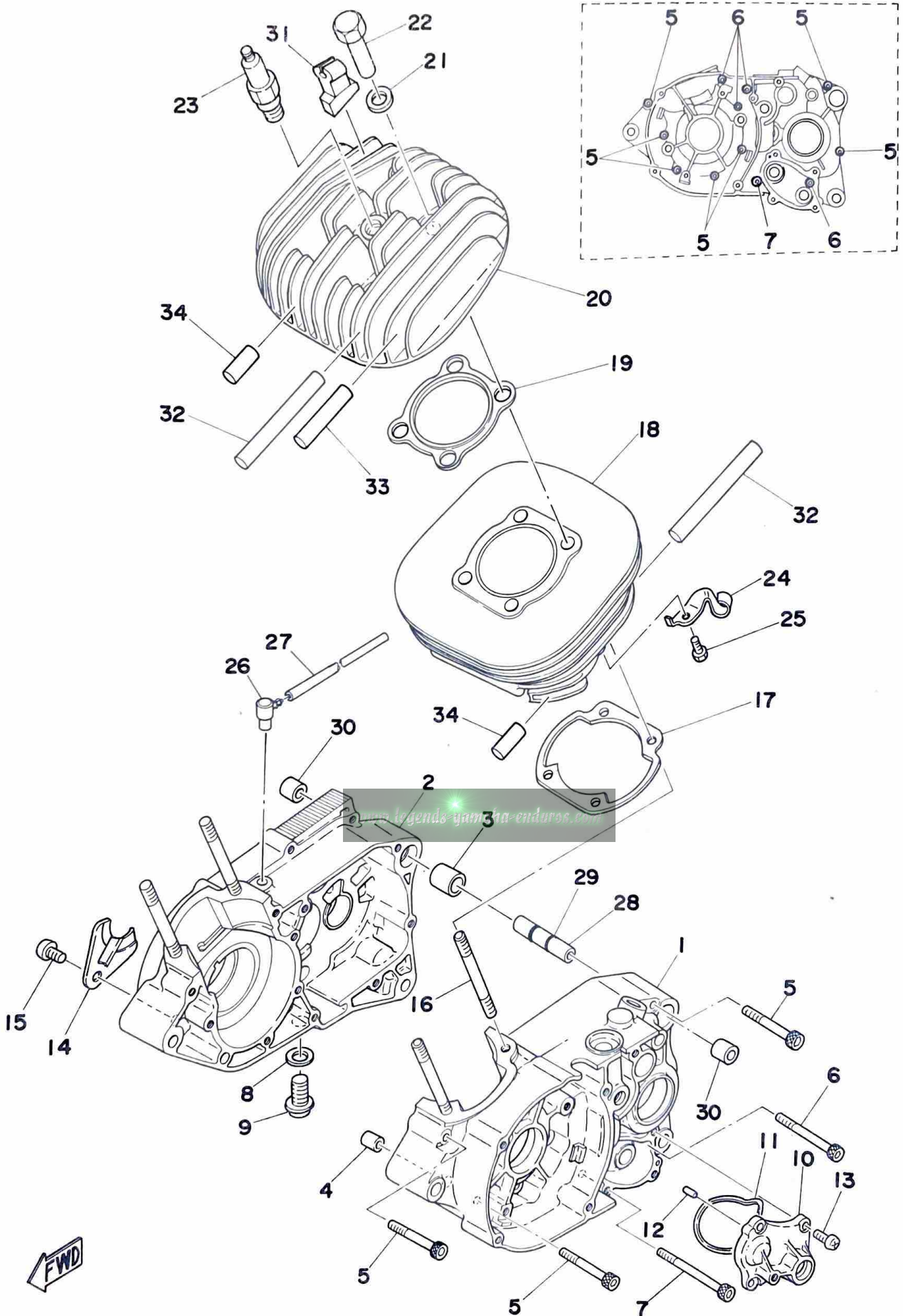
Fig. 1 CRANKCASE · CYLINDER



Ref. No.	Parts No.	Description	Q'ty		Applicable Machine No.	Remarks
			100	125		
1- 1	537-15111-00	CASE, crank left	1	1		
2	537-15121-00	CASE, crank right	1	1		
3	91810-19020	PIN, dowel (16.5-20-20)	1	1		
4	91810-02015	PIN, dowel (16.4-10-15)	1	1		
5	91316-06050	BOLT, hexagon socket head	7	7		
6	91316-06060	BOLT, hexagon socket head	4	4		
7	91316-06070	BOLT, hexagon socket head	1	1		
8	90430-12038	GASKET (132-15353-00)	1	1		
9	90340-12005	PLUG, straight screw (132-15351-00)	1	1		
10	401-15419-01	COVER, shifter	1	1		
11	401-15449-00	RING, rubber	1	1		
12	93603-12007	PIN, dowel (3-11.8)	2	2		
13	92506-06015	SCREW, panhead	4	4		
14	304-15128-00	HOLDER, right	1	1		
15	92501-08010	SCREW, panhead	1	1		
16	90116-08064	BOLT, stud (248-11361-00)	4	4		
17	248-11351-00	GASKET, cylinder	1	1		
18	1J4-11311-00	CYLINDER	1			
	1G8-11311-00	CYLINDER		1		
19	1J4-11181-00	GASKET, cylinder head	1			
	248-11181-00	GASKET, cylinder head		1		
20	1J4-11111-00	HEAD, cylinder	1			
	537-11111-00	HEAD, cylinder		1		
21	90201-12362	WASHER, plate (278-11175-00)	4	4		
22	90179-08025	NUT (248-11171-01)	4	4		
23	94701-00100	PLUG, spark (CHAMPION N-59G)	1	1		
24	525-15441-01	HOLDER, clutch wire	1	1		
25	97301-06012	BOLT	1	1		
26	498-15371-00	BREATHER	1	1		
27	90445-07177	HOSE (395-14197-00)	1	1		
28	401-15317-00	SPACER, engine mount	1	1		
29	93210-11073	O-RING (2.4-10.8)	2	2		



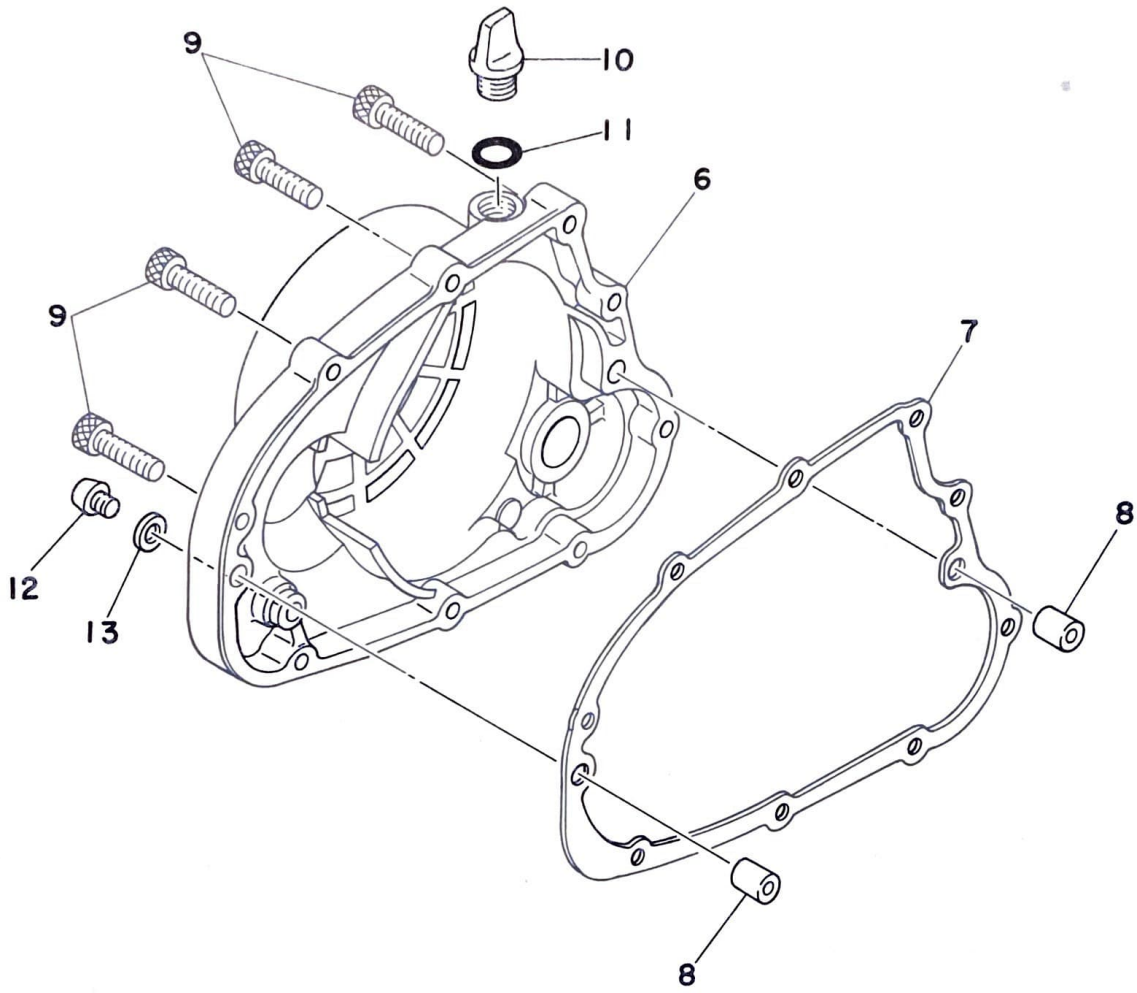
Fig. 1 CRANKCASE · CYLINDER



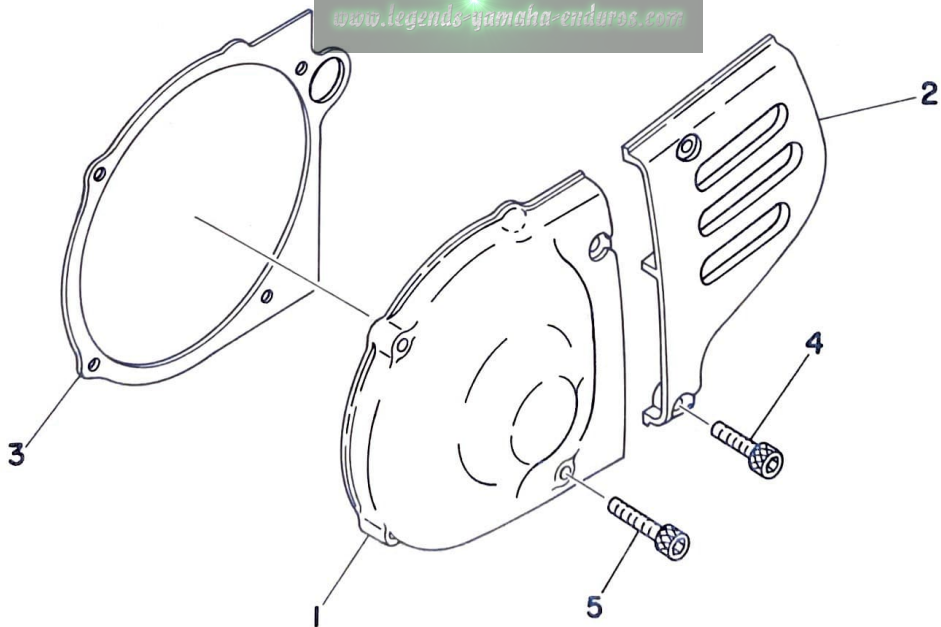
Ref. No.	Parts No.	Description	Q'ty		Applicable Machine No.	Remarks
			100	125		
1-30	328-15316-00	DAMPER, engine mount .....	2	2		
31	537-11161-00	ABSORBER .....	1	1		
<b>ALTERNATE PARTS (USA Only)</b>						
32	576-11161-00	ABSORBER 1 .....	13	13		
33	576-11162-00	ABSORBER 2 .....	3	3		
34	576-11127-00	ABSORBER 3 .....	21	21		

[www.legends-yamaha-enduros.com](http://www.legends-yamaha-enduros.com)

Fig. 2 CRANKCASE COVER



[www.legends-yamaha-enduro.com](http://www.legends-yamaha-enduro.com)

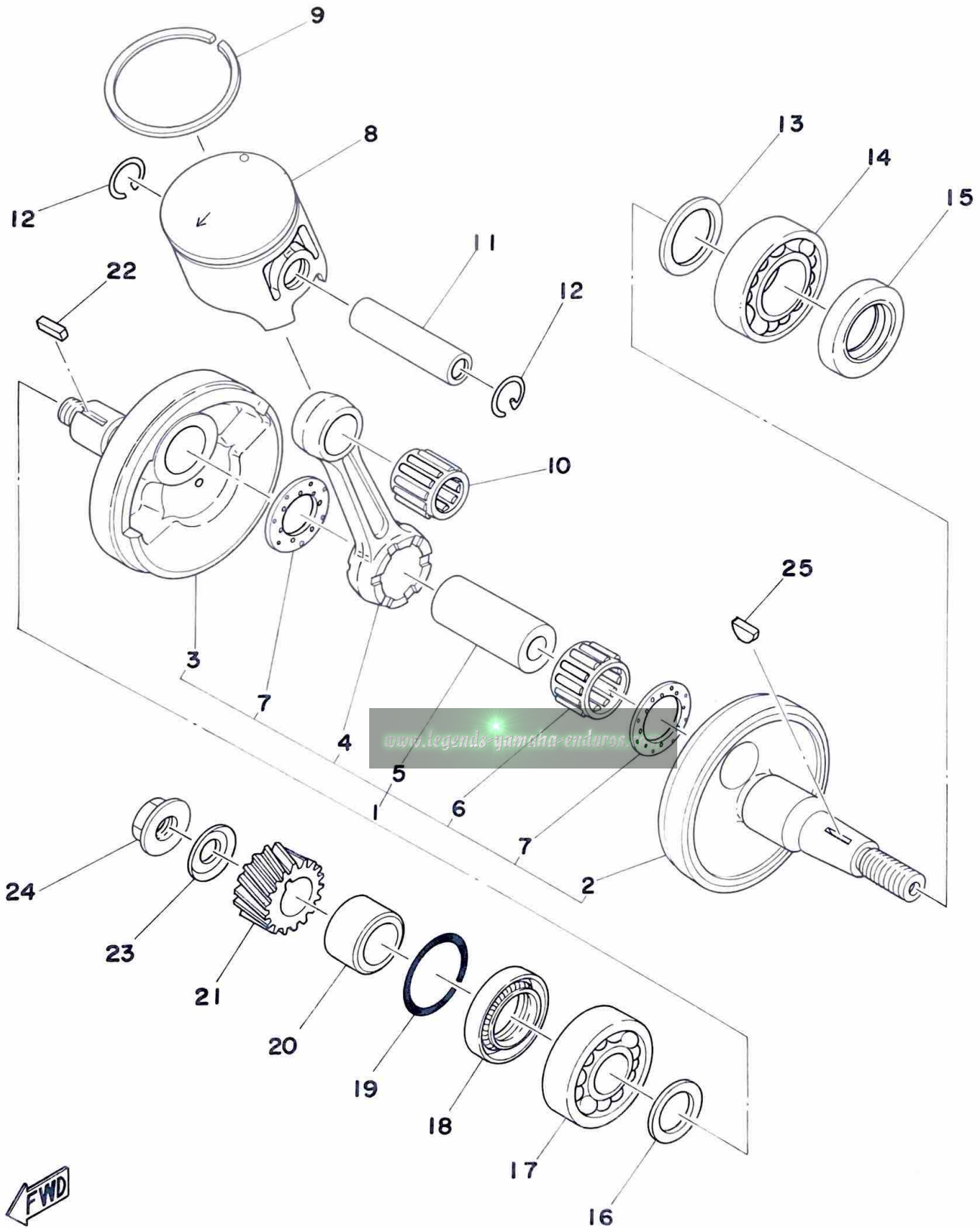




Ref. No.	Parts No.	Description	Q'ty		Applicable Machine No.	Remarks
			100	125		
2- 1	1G8-15411-00	COVER, crankcase left 1	1	1		
2	1G8-15421-00	COVER, crankcase left 2	1	1		
3	1G8-15455-00	GASKET, crankcase cover left	1	1		
4	91316-06025	BOLT, hexagon socket head	2	2		
5	91316-06030	BOLT, hexagon socket head	4	4		
6	537-15431-01	COVER, crankcase right	1	1		
7	537-15451-00	GASKET, crankcase cover right	1	1		
8	91810-02015	PIN, dowel (6.4-10-15)	2	2		
9	91316-06030	BOLT, hexagon socket head	9	9		
10	1G8-15362-00	PLUG, oil level	1	1		
11	93210-14104	O-RING (2.4-13.8)	1	1		
12	92506-06008	SCREW, panhead	1	1		
13	90430-06016	GASKET (838-15384-00)	1	1		

[www.legends-yamaha-enduros.com](http://www.legends-yamaha-enduros.com)

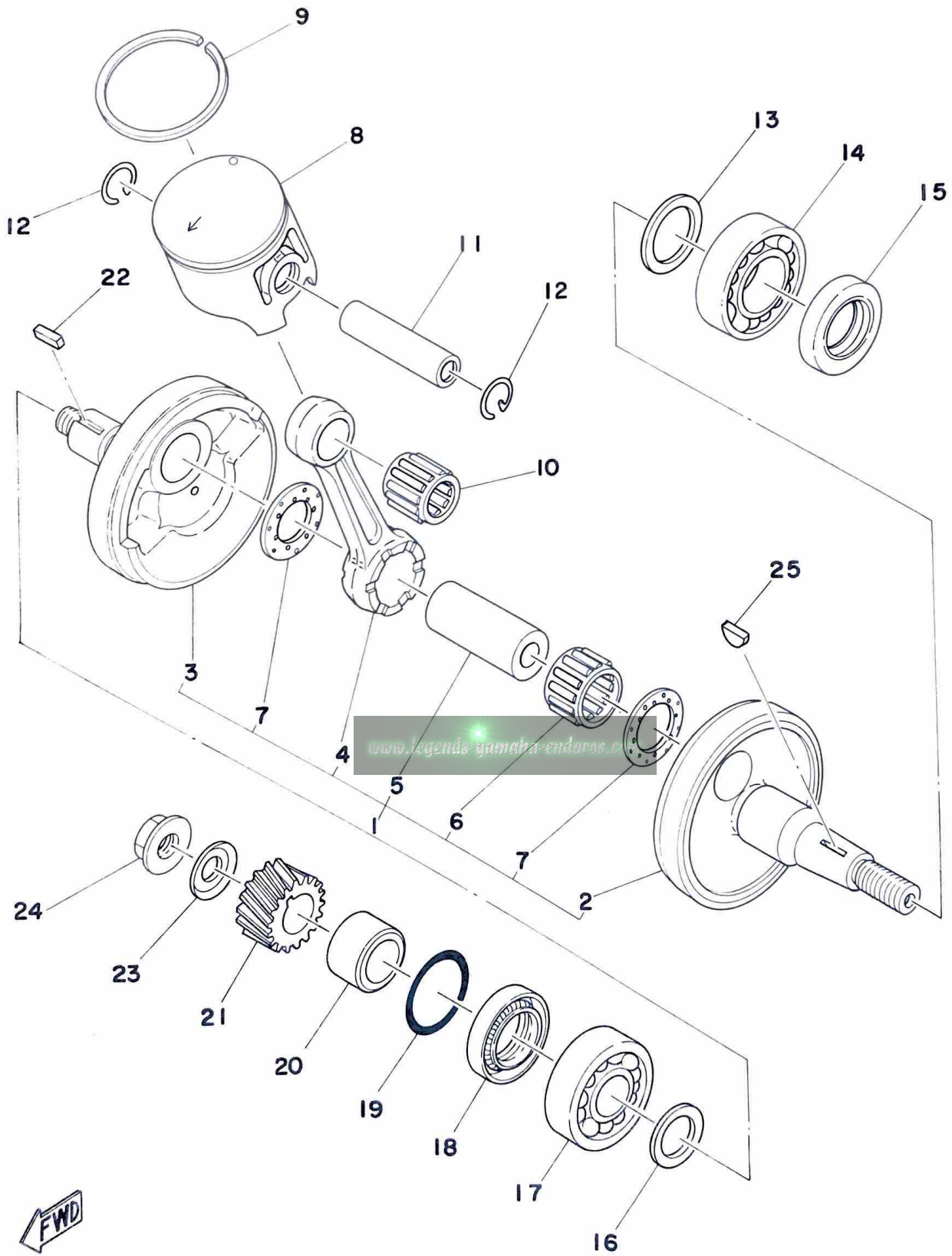
Fig. 3 CRANK · PISTON



FWD

Ref. No.	Parts No.	Description	Q'ty		Applicable Machine No.	Remarks
			100	125		
3- 1	1G8-11400-00	CRANK ASS'Y	1	1		
2	537-11412-00	. CRANK, left	1	1		
3	525-11422-00	. CRANK, right	1	1		
4	1G8-11651-00	. ROD, connecting	1	1		
5	248-11681-00	. PIN, crank	1	1		
6	93310-422A9	. BEARING, con-rod big end	1	1		
7	90209-22071	. WASHER (164-11685-00)	2	2		
8	1J4-11631-00-96	PISTON (49.96mm STD)	1	1	U.R	
	1J4-11631-00-97	PISTON (49.97mm STD)				
	1J4-11635-00	PISTON (50.25mm 1st O.S)	1			Alternate Parts
	1J4-11636-00	PISTON (50.50mm 2nd O.S)	1			Alternate Parts
	1J4-11637-00	PISTON (50.75mm 3rd O.S)	1			Alternate Parts
	1J4-11638-00	PISTON (51.00mm 4th O.S)	1			Alternate Parts
	537-11631-02-96	PISTON (55.96mm STD)	1	1	U.R	
	537-11631-02-97	PISTON (55.97mm STD)				
	537-11635-02	PISTON (56.25mm 1st O.S)	1			Alternate Parts
	537-11636-02	PISTON (56.50mm 2nd O.S)	1			Alternate Parts
	537-11637-02	PISTON (56.75mm 3rd O.S)	1			Alternate Parts
	537-11638-02	PISTON (57.00mm 4th O.S)	1			Alternate Parts
9	1G9-11611-00	RING, piston (STD)	1			
	1G9-11611-10	RING, piston (1st O.S)	1			Alternate Parts
	1G9-11611-20	RING, piston (2nd O.S)	1			Alternate Parts
	1G9-11611-30	RING, piston (3rd O.S)	1			Alternate Parts
	1G9-11611-40	RING, piston (4th O.S)	1			Alternate Parts
	401-11611-01	RING, piston (STD)	1			
	401-11611-11	RING, piston (1st O.S)	1			Alternate Parts
	401-11611-21	RING, piston (2nd O.S)	1			Alternate Parts
	401-11611-31	RING, piston (3rd O.S)	1			Alternate Parts
	401-11611-41	RING, piston (4th O.S)	1			Alternate Parts
10	93310-216A3	BEARING, con-rod small end	1	1		
11	1J4-11633-00	PIN, piston	1			
	137-11633-00	PIN, piston	1			

Fig. 3 CRANK · PISTON

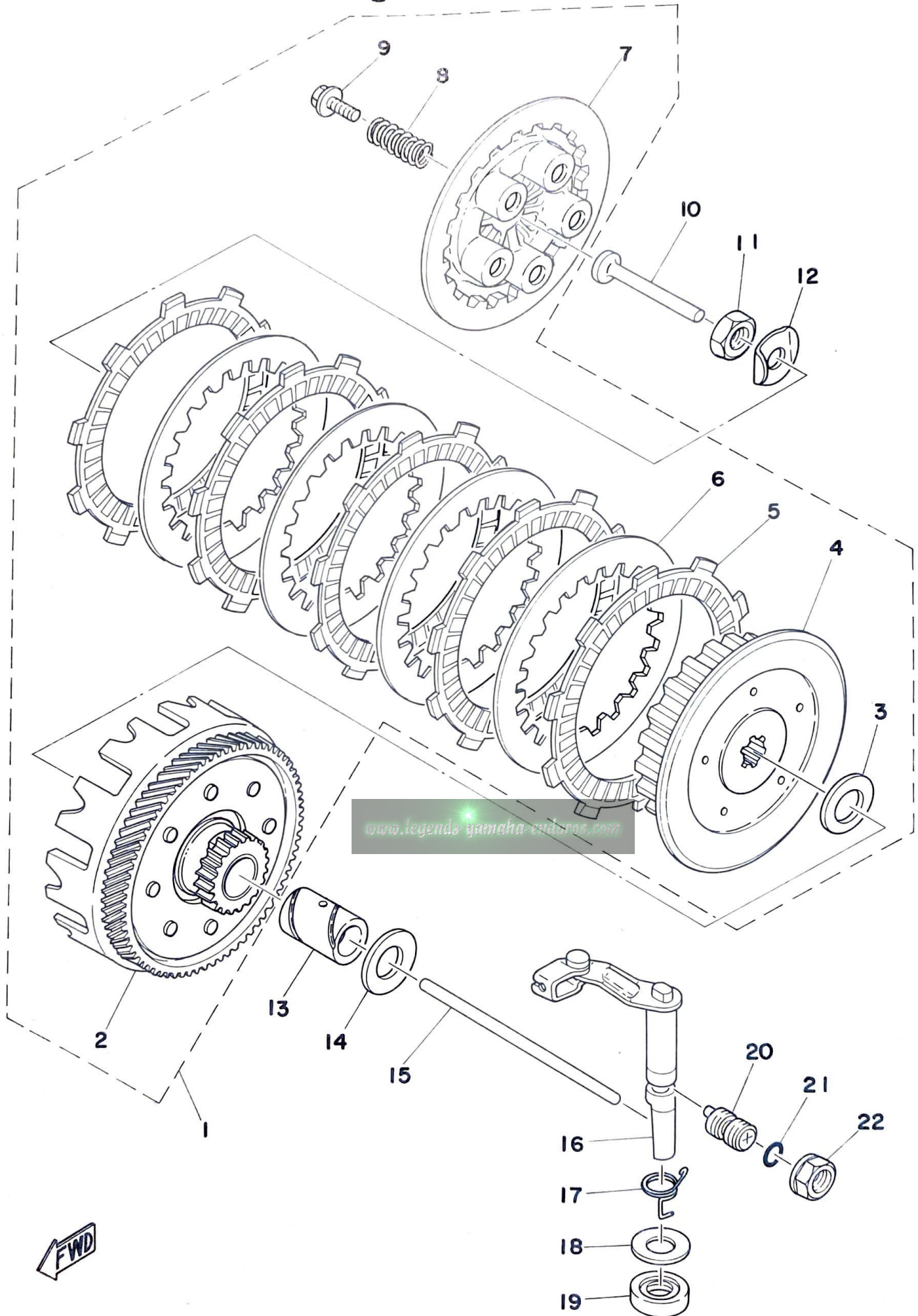


FWD



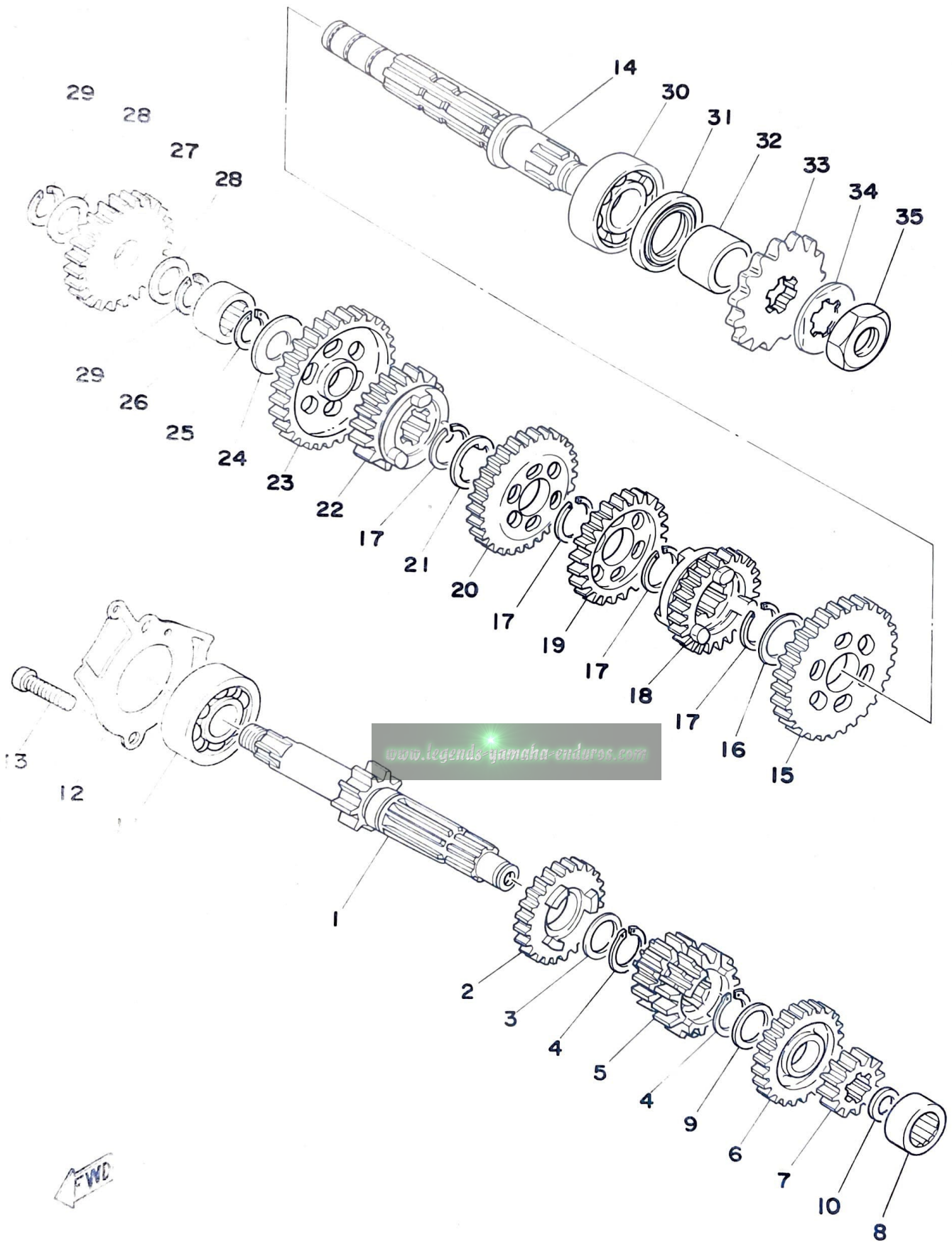
Ref. No.	Parts No.	Description	Q'ty		Applicable Machine No.	Remarks
			100	125		
3-12	93450-17025	CIRCLIP (137-11634-00) . . . . .	2	2		
13	132-11561-00-03	SHIM, crank (25.5-35-0.3) . . . . .	}	}	U.R U.R	
	132-11561-00-05	SHIM, crank (25.5-35-0.5) . . . . .				
14	93306-20529	BEARING (6205C4SH) . . . . .	1	1		
15	93102-25144	OIL SEAL (MHSA-25-40-8) . . . . .	1	1		
16	136-11561-00-03	SHIM, crank (20-30-0.3) . . . . .	}	}	U.R U.R	
	136-11561-00-04	SHIM, crank (20-30-0.4) . . . . .				
	136-11561-00-05	SHIM, crank (20-30-0.5) . . . . .				
	136-11561-00-06	SHIM, crank (20-30-0.6) . . . . .				
	136-11561-00-07	SHIM, crank (20-30-0.7) . . . . .				
	136-11561-00-08	SHIM, crank (20-30-0.8) . . . . .				
17	93306-30405	BEARING, crank (6304C3) . . . . .	1	1		
18	93103-28100	OIL SEAL (MHSD-28-40-8) . . . . .	1	1		
19	93210-18023	O-RING (1.2-17.6) . . . . .	1	1		
20	90387-20488	COLLAR, distance . . . . .	1	1		
21	525-16111-00	GEAR, primary drive (19T) . . . . .	1			
	1G8-16111-00	GEAR, primary drive (22T) . . . . .		1		
22	90282-05005	KEY, straight (353-11546-00) . . . . .	1	1		
23	90208-12015	WASHER (164-16119-00) . . . . .	1	1		
24	90179-12044	NUT (353-16144-00) . . . . .	1	1		
25	90280-03017	KEY, woodruff (146-11545-00) . . . . .	1	1		

Fig. 4 CLUTCH



Ref. No.	Parts No.	Description	Q'ty		Applicable Machine No.	Remarks
			100	125		
4- 1	1J4-16301-00	CLUTCH ASS'Y .....	1			
	1G8-16301-00	CLUTCH ASS'Y .....		1		
2	525-16150-00	. PRIMARY DRIVEN GEAR COMP. (74T) .....	1			
	1G8-16150-00	. PRIMARY DRIVEN GEAR COMP.		1		
3	122-16164-00	. PLATE, thrust .....	1	1		
4	1J4-16371-00	. BOSS, clutch .....	1			
	1G8-16371-00	. BOSS, clutch .....		1		
5	537-16321-00	. PLATE, friction .....	5	6		
6	137-16325-70	. PLATE, clutch 2 .....	4	5		
7	525-16351-00	. PLATE, pressure .....	1			
	537-16351-00	. PLATE, pressure .....		1		
8	90501-20361	. SPRING, compression .....	5	5		
9	90159-05011	. SCREW, with washer .....	5	5		
10	137-16356-00	ROD, push 1 .....	1	1		
11	90170-14171	NUT, hexagon .....	1	1		
12	90215-14122	WASHER, lock .....	1	1		
13	90560-17147	SPACER .....	1	1		
14	90201-17543	WASHER, plate .....	1	1		
15	525-16357-00	ROD, push 2 .....	1	1		
16	525-16380-00	PUSH LEVER ASS'Y .....	1	1		
17	90508-14132	SPRING, torsion (401-16345-00) ...	1	1		
18	90201-14217	WASHER, plate (150-25153-00) ....	1	1		
19	93104-14004	OIL SEAL (SO-14-25-5) .....	1	1		
20	90149-12097	SCREW .....	1	1		
21	93210-10096	O-RING (2.4-9.8) .....	1	1		
22	90179-12197	NUT .....	1	1		

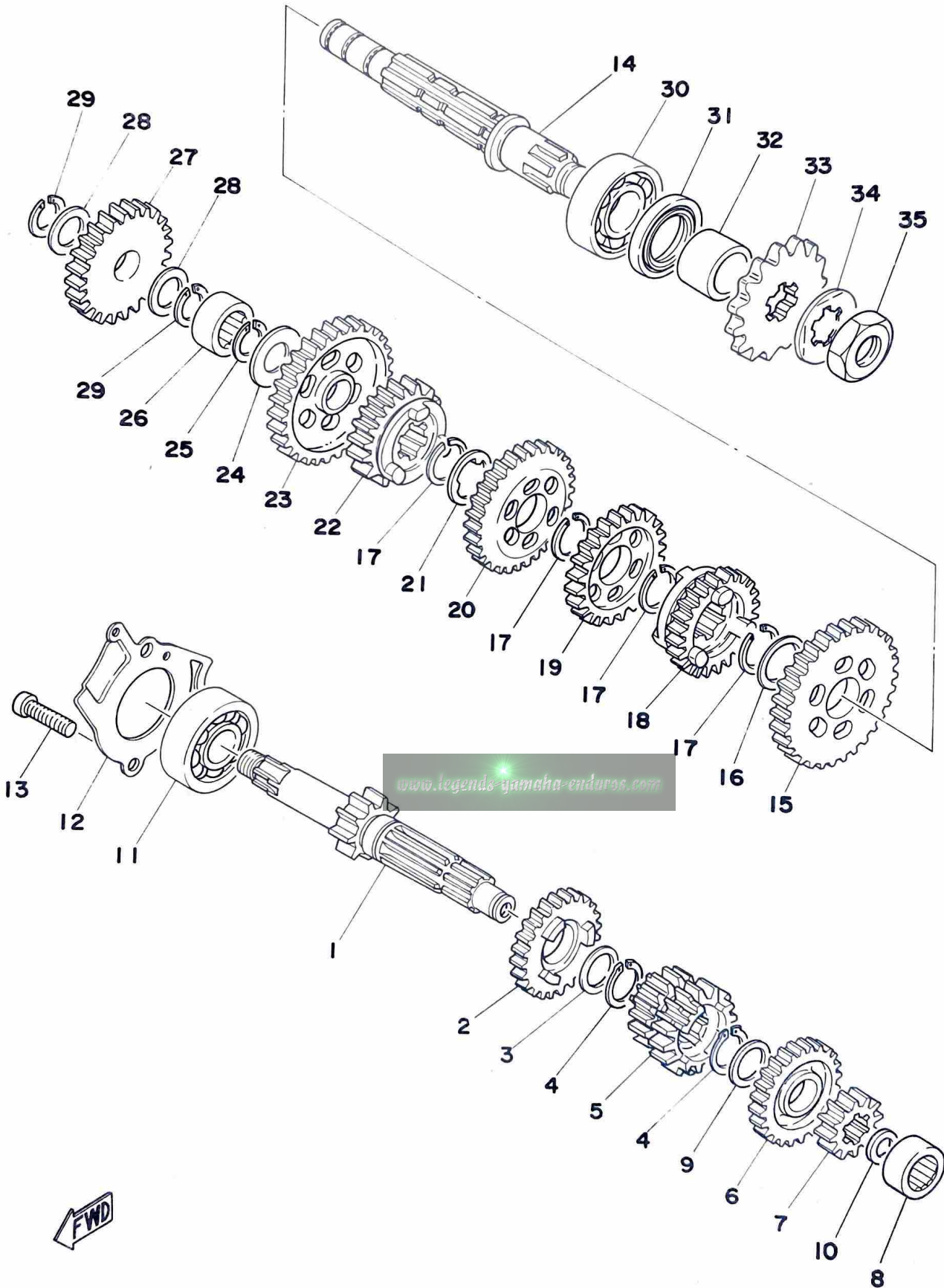
Fig. 5 TRANSMISSION





Ref. No.	Parts No.	Description	Q'ty		Applicable Machine No.	Remarks
			100	125		
5- 1	1G8-17411-00	AXLE, main (13T)	1	1		
2	537-17151-00	GEAR, 5th pinion (21T)	1	1		
3	90201-20266	WASHER, plate (132-17216-00)	1	1		
4	93410-20038	CIRCLIP	2	2		
5	537-17131-01	GEAR, 3rd/4th pinion (18T, 20T)	1	1		
6	537-17161-00	GEAR, 6th pinion (22T)	1	1		
7	537-17121-00	GEAR, 2nd pinion (15T)	1	1		
8	93311-31522	BEARING	1	1		
9	90201-20266	WASHER, plate (132-17216-00)	1	1		
10	90201-15563	WASHER, plate (642-45576-00-10)	1	1	U.R	U.R
	90201-15564	WASHER, plate (642-45576-00-15)				
11	93306-30304	BEARING (B6303Z)	1	1		
12	525-17471-00	PLATE, bearing cover	1	1		
13	92501-06012	SCREW, panhead	2	2		
14	537-17421-00	AXLE, drive	1	1		
15	537-17221-01	GEAR, 2nd wheel (29T)	1	1		
16	90201-22555	WASHER, plate	1	1		
17	93410-22039	CIRCLIP (S-22)	4	4		
18	537-17261-01	GEAR, 6th wheel (23T)	1	1		
19	537-17241-02	GEAR, 4th wheel (26T)	1	1		
20	537-17231-02	GEAR, 3rd wheel (28T)	1	1		
21	90209-18135	WASHER, plate	1	1		
22	537-17251-01	GEAR, 5th wheel (24T)	1	1		
23	537-17211-00	GEAR, 1st wheel (33T)	1	1		
24	164-17427-00-06	SHIM, drive axle (15.6-30-0.6)	1	1		
25	93440-15012	CIRCLIP (15 $\phi$ special)	1	1		
26	93311-31515	BEARING	1	1		
27	525-15651-00	GEAR, kick idle (25T)	1	1		
28	137-17417-00-05	SHIM, main axle (15.5-22-0.5)	2	2		
29	93440-15012	CIRCLIP (15 $\phi$ special)	2	2		
30	93306-20402	BEARING (6204C3)	1	1		
31	93102-26042	OIL SEAL (SD-26-38-5)	1	1		

Fig. 5 TRANSMISSION



Ref. No.	Parts No.	Description	Q'ty		Applicable Machine No.	Remarks	
			100	125			
5-32	90387-20503	COLLAR .....	1	1			
33	1G8-17461-10	SPROCKET, drive (11T) .....	}	U.R U.R	1	1	STD
	1G8-17461-20	SPROCKET, drive (12T) .....					
	1G8-17461-30	SPROCKET, drive (13T) .....					
34	90215-16124	WASHER, lock .....	1	1			
35	90179-16018	NUT (102-17463-00) .....	1	1			

[www.legends-yamaha-enduros.com](http://www.legends-yamaha-enduros.com)

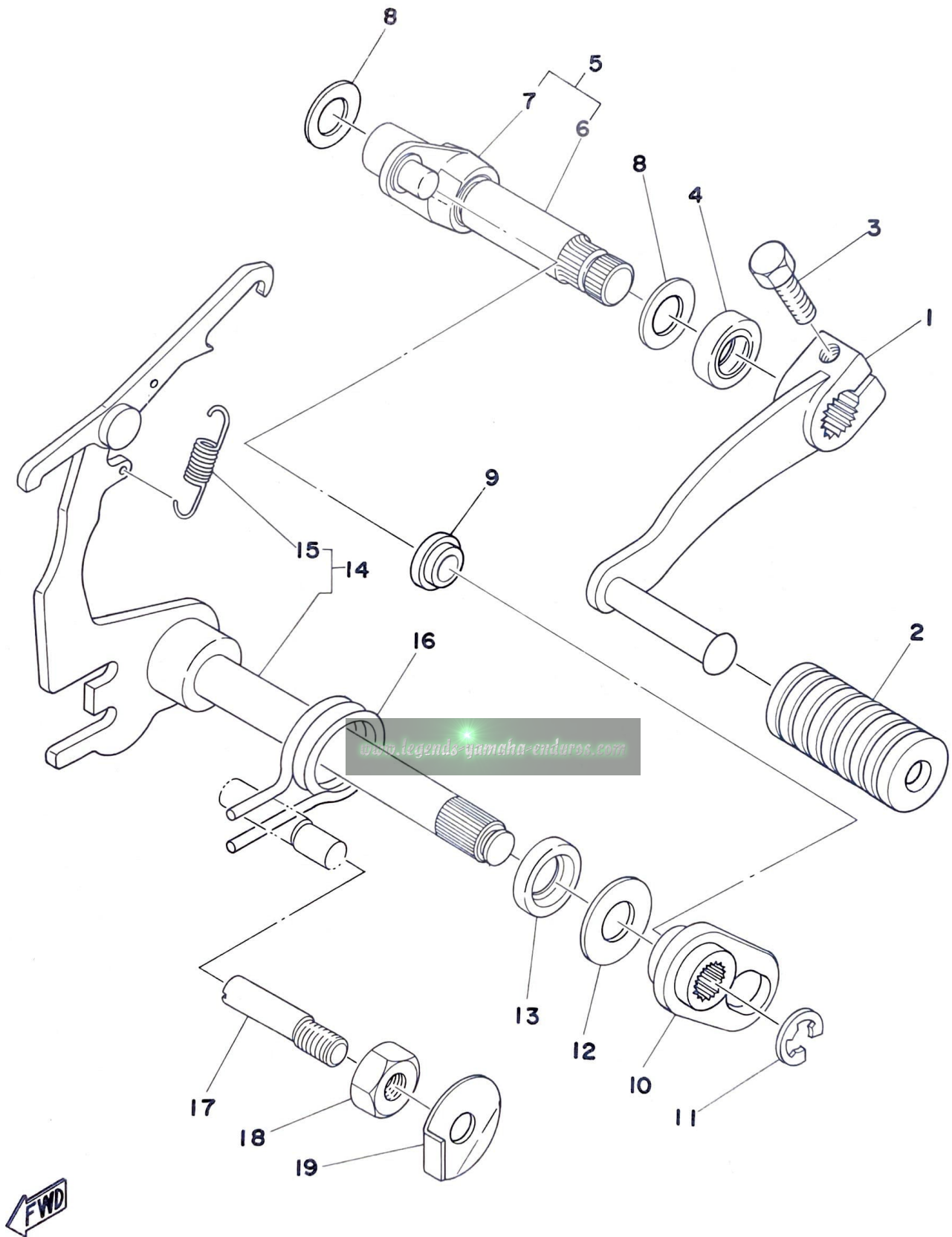




Ref. No.	Parts No.	Description	Q'ty		Applicable Machine No.	Remarks
			100	125		
6- 1	525-18541-00	CAM, shift	1	1		
2	93604-22050	PIN, dowel (4-21.8)	6	6		
3	525-18561-00	PLATE, side	1	1		
4	92901-05100	WASHER, spring	1	1		
5	98501-05012	SCREW, panhead	1	1		
6	93505-16006	BALL (5/16 inch)	1	1		
7	90501-12083	SPRING, compression (174-18558-00)	1	1		
8	137-15353-00	GASKET, drain plug	1	1		
9	90109-14385	BOLT	1	1		
10	90338-20023	PLUG (363-17481-00)	1	1		
11	257-18531-00	BAR, shift fork guide	1	1		
12	525-18512-00	FORK, shift 2	1	1		
13	93430-08006	CIRCLIP (E-8)	3	3		
14	90250-06013	PIN, straight (257-18552-00)	3	3		
15	363-18535-00	BAR, shift fork guide 2	1	1		
16	525-18513-00	FORK, shift 3	1	1		
17	537-18511-00	FORK, shift 1	1	1		
18	90338-10063	PLUG	1	1		
19	537-18140-00	STOPPER LEVER ASS'Y	1	1		
20	90109-06001	BOLT (132-18177-00)	1	1		
21	90506-09112	SPRING, tension	1	1		

www.legend-yamaha-endors.com

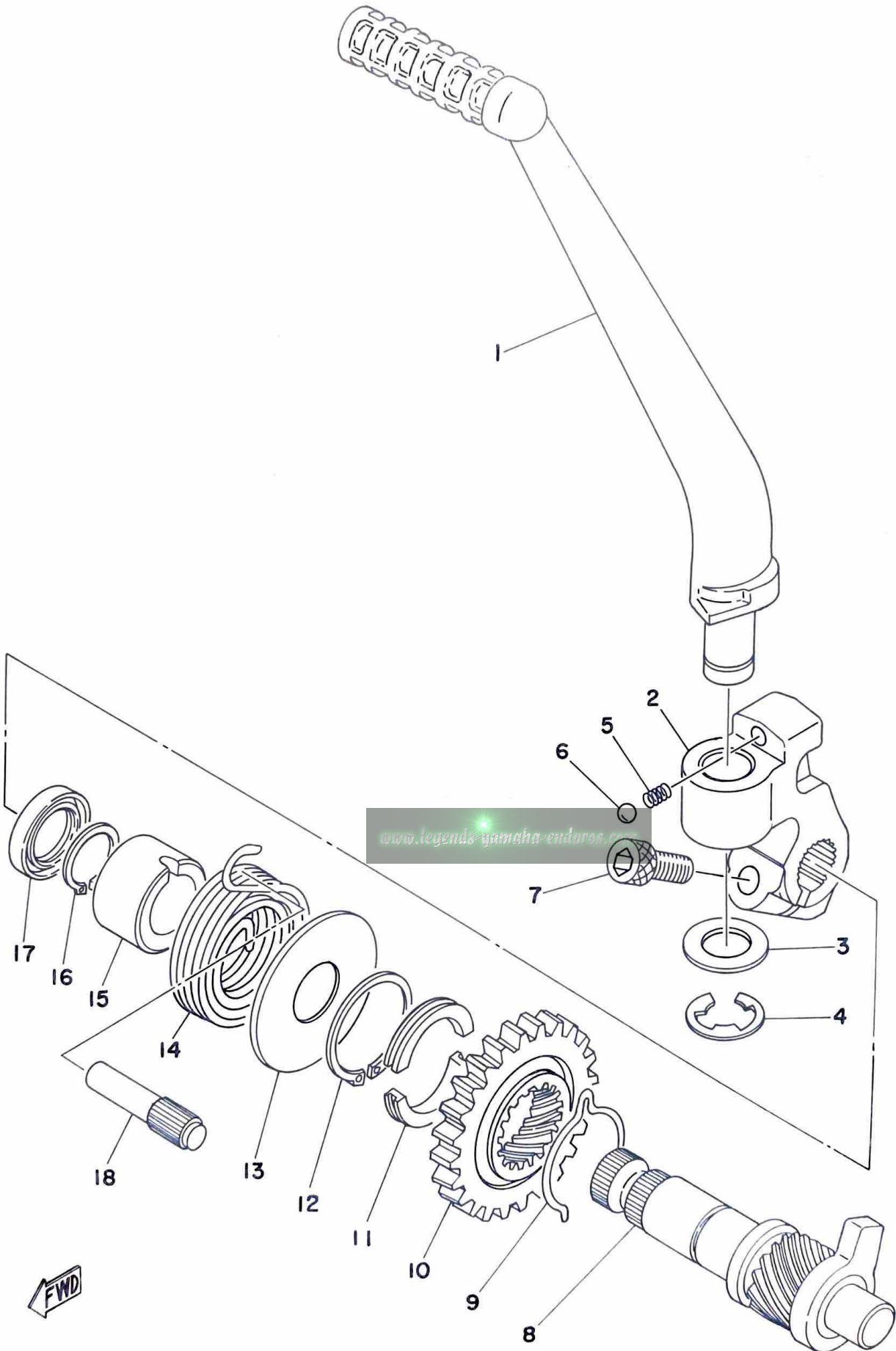
Fig. 7 SHIFTER 2



Ref. No.	Parts No.	Description	Q'ty		Applicable Machine No.	Remarks
			100	125		
7- 1	537-18111-01-33	PEDAL, change	1	1		Yamaha Black
2	132-18113-01	COVER, change pedal	1	1		
3	97326-06020	BOLT	1	1		
4	93109-12012	OIL SEAL (SDO-12-19-5)	1	1		
5	401-18102-00	CHANGE SHAFT ASS'Y 2	1	1		
6	401-18155-01	. SHAFT, change 2	1	1		
7	401-18151-00	. LEVER, change 3	1	1		
8	401-18334-00	SHIM (12-20-0.8)	2	2		
9	401-18178-00	ROLLER, change lever	1	1		
10	401-18152-01	LEVER, change 4	1	1		
11	93430-08006	CIRCLIP (E-8)	1	1		
12	90201-12183	WASHER, plate (132-18137-00)	1	1		
13	93101-12060	OIL SEAL (S-12-21-4)	1	1		
14	525-18101-01	CHANGE SHAFT ASS'Y	1	1		
15	90506-09009	. SPRING, tension (132-18123-00)	1	1		
16	90508-25273	SPRING, torsion	1	1		
17	90149-08096	SCREW	1	1		
18	90170-08029	NUT, hexagon (248-18134-00)	1	1		
19	90215-08014	WASHER, lock (248-18139-00)	1	1		

[www.legends-yamaha-enduros.com](http://www.legends-yamaha-enduros.com)

Fig. 8 KICK STARTER

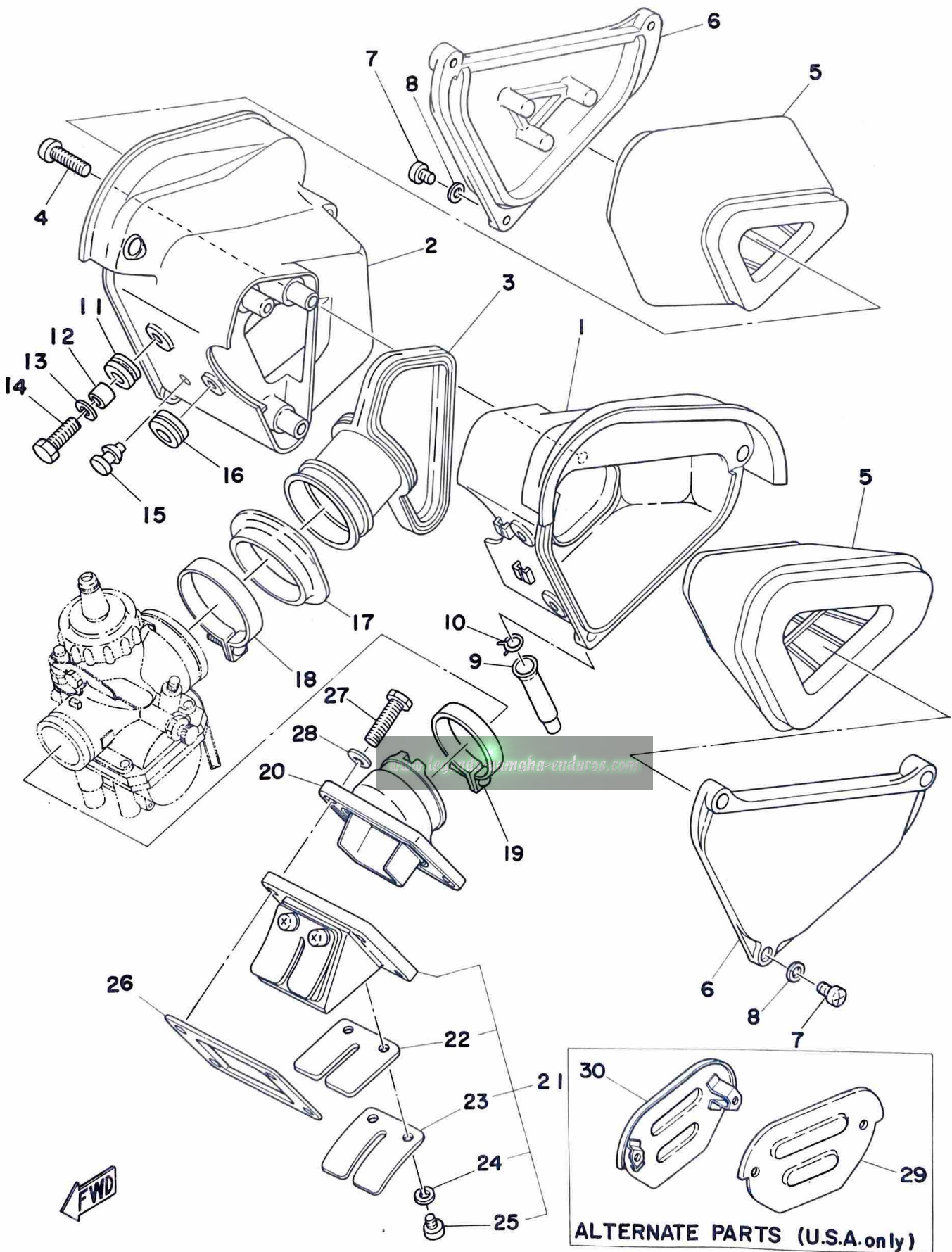




Ref. No.	Parts No.	Description	Q'ty		Applicable Machine No.	Remarks
			100	125		
8- 1	1G8-15611-00-33	CRANK, kick	1	1		Yamaha Black
2	1G8-15621-00-33	BOSS, kick crank	1	1		Yamaha Black
3	90201-15234	WASHER, plate (278-15613-00)	1	1		
4	93430-10016	CIRCLIP (E-10)	1	1		
5	90501-12081	SPRING, compression (278-15622-00)	1	1		
6	93507-32009	BALL (7/32 inch)	1	1		
7	91316-08025	BOLT, hexagon socket head	1	1		
8	525-15660-00	KICK AXLE ASS'Y	1	1		
9	90468-26048	CLIP (315-15687-00)	1	1		
10	315-15641-00	GEAR, kick (27T)	1	1		
11	248-15654-00	HOLDER, kick gear	2	2		
12	93410-30012	CIRCLIP (S-30)	1	1		
13	401-15676-00	COVER, spring	1	1		
14	90508-26041	SPRING, torsion (401-15665-00)	1	1		
15	401-15666-00	SPACER	1	1		
16	93410-17008	CIRCLIP (S-17)	1	1		
17	93101-17062	OIL SEAL (S-17-25-4)	1	1		
18	257-15668-00	STOPPER, kick spring	1	1		

[www.legends-yamaha-enduros.com](http://www.legends-yamaha-enduros.com)

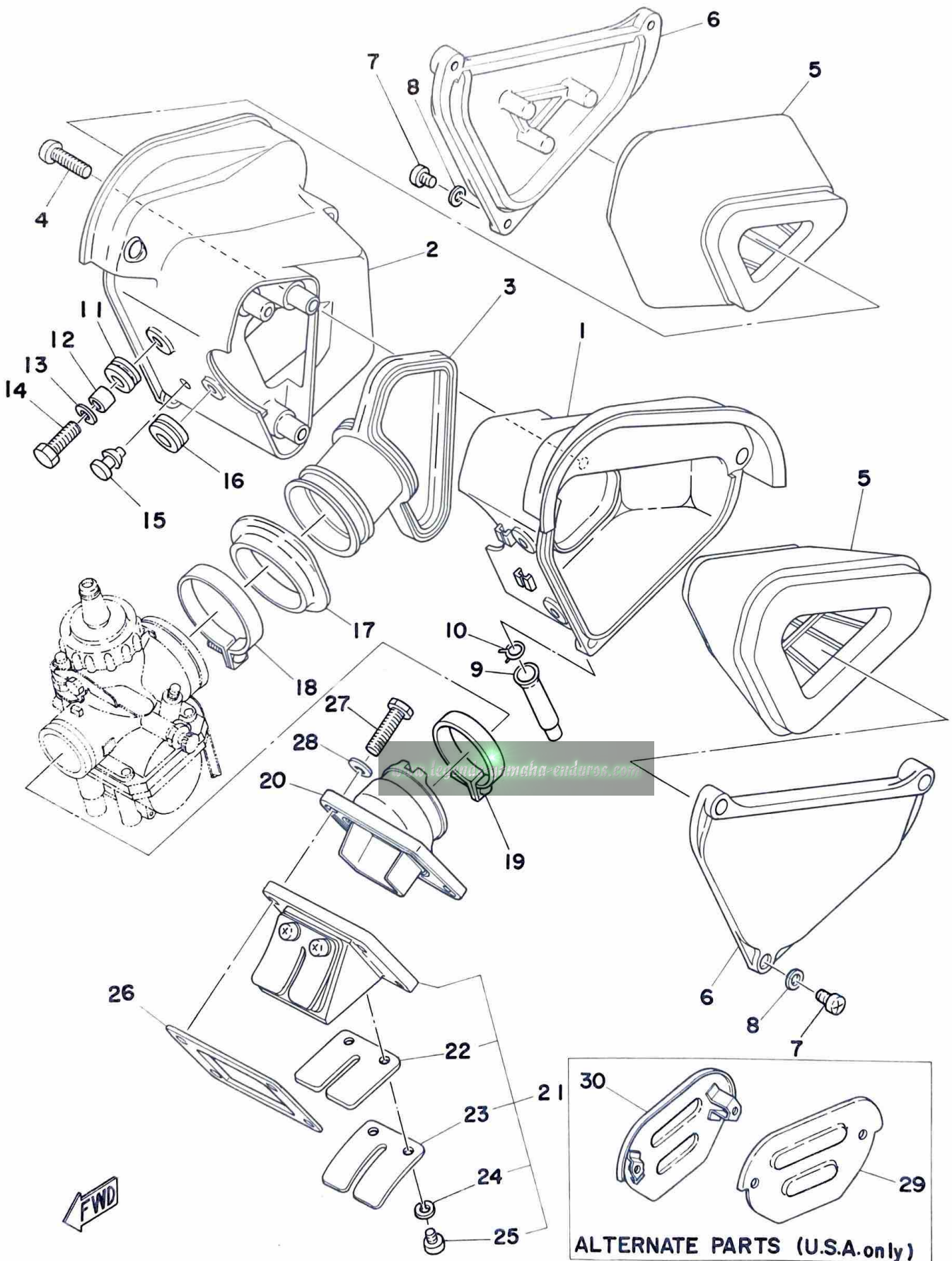
Fig. 9 INTAKE



Ref. No.	Parts No.	Description	Q'ty		Applicable Machine No.	Remarks
			100	125		
9- 1	537-14411-00	CASE, air cleaner left	1	1		
2	537-14421-00	CASE, air cleaner right	1	1		
3	537-14453-01	JOINT	1			
	1G8-14453-00	JOINT		1		
4	92501-06030	SCREW, panhead	3	3		
5	537-14450-00	ELEMENT ASS'Y	2	2		
6	537-14412-00	CAP, case	2	2		
7	98501-05018	SCREW, panhead	6	6		
8	92901-06200	WASHER, plain	6	6		
9	509-14457-00	SEAL	2	2		
10	90467-14015	CLIP	2	2		
11	90480-14102	GROMMET (214-21717-00)	3	3		
12	90387-07391	COLLAR (437-21633-00)	3	3		
13	92901-06100	WASHER, spring	3	3		
14	97301-06025	BOLT, hexagon	3	3		
15	90480-05169	GROMMET	1	1		
16	90480-20170	GROMMET	1	1		
17	537-14417-00	COVER, air cleaner case	1	1		
18	90460-54062	CLAMP, hose (308-14455-00)	1			
	90460-64065	CLAMP, hose (310-14455-00)		1		
19	90460-43053	CLAMP, hose (304-14457-00)	1			
	90460-49058	CLAMP, hose (278-14455-00)		1		
20	1J4-13565-00	JOINT, carburetor	1			
	1G8-13565-01	JOINT, carburetor		1		
21	401-13610-00	REED VALVE ASS'Y	1			
	311-13610-01	REED VALVE ASS'Y		1		
22	401-13613-00	. REED, valve	2			
	311-13613-00	. REED, valve		2		
23	345-13616-70	. STOPPER, reed valve	2			
	311-13616-01	. STOPPER, reed valve		2		
24	92901-03100	. WASHER, spring	4	4		
25	98512-03008	. SCREW, panhead	4	4		



Fig. 9 INTAKE

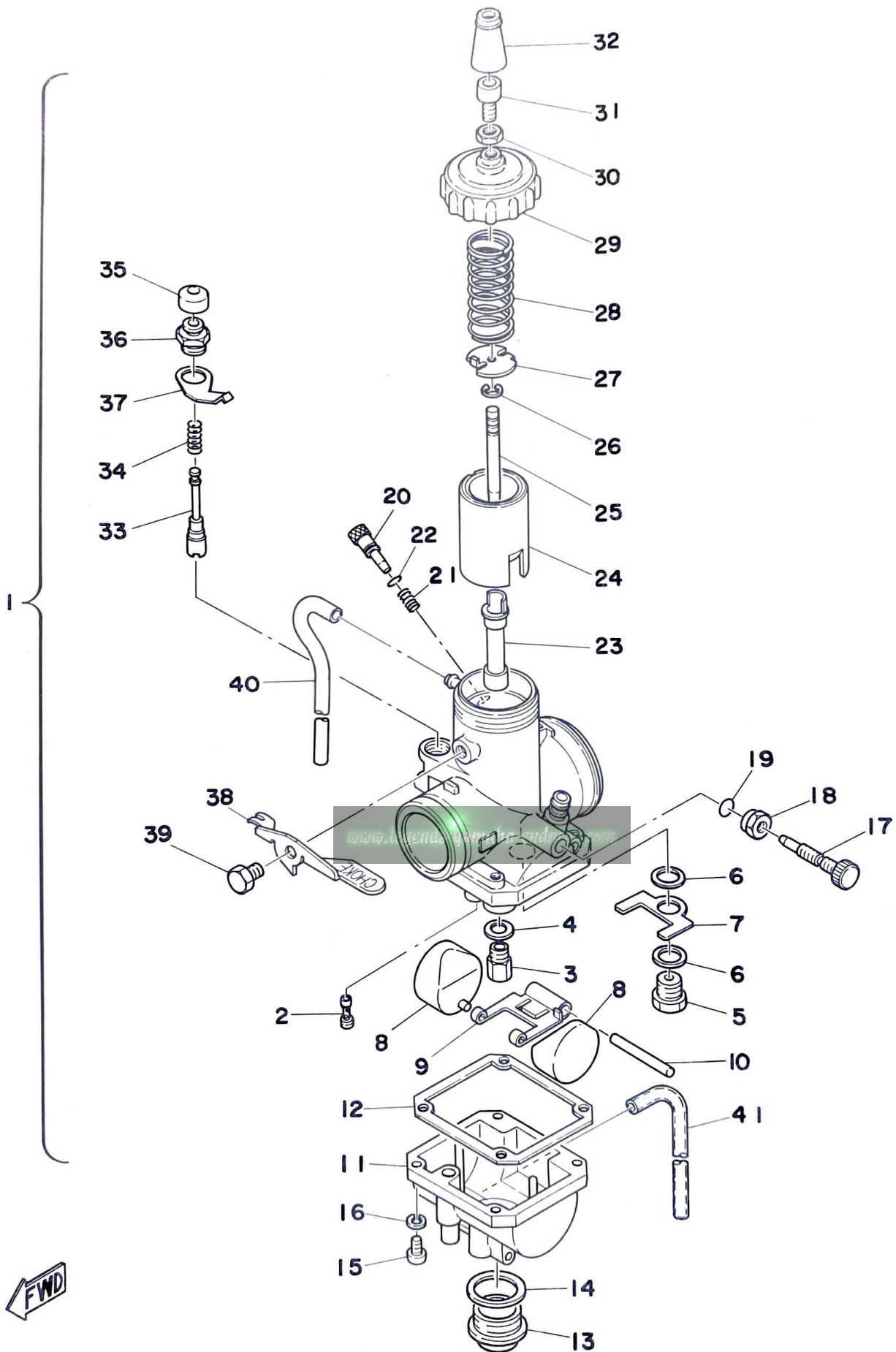




Ref. No.	Parts No.	Description	Q'ty		Applicable Machine No.	Remarks
			100	125		
9-26	314-13621-02	PACKING, valve seat .....	1			
	311-13621-01	PACKING, valve seat .....		1		
27	97301-06025	BOLT .....	4	4		
28	92901-06200	WASHER, plain .....	4	4		
<b>ALTERNATE PARTS (USA Only)</b>						
29	1G8-14412-10	CAP, case left .....	1	1		
30	1G8-14422-10	CAP, case right .....	1	1		

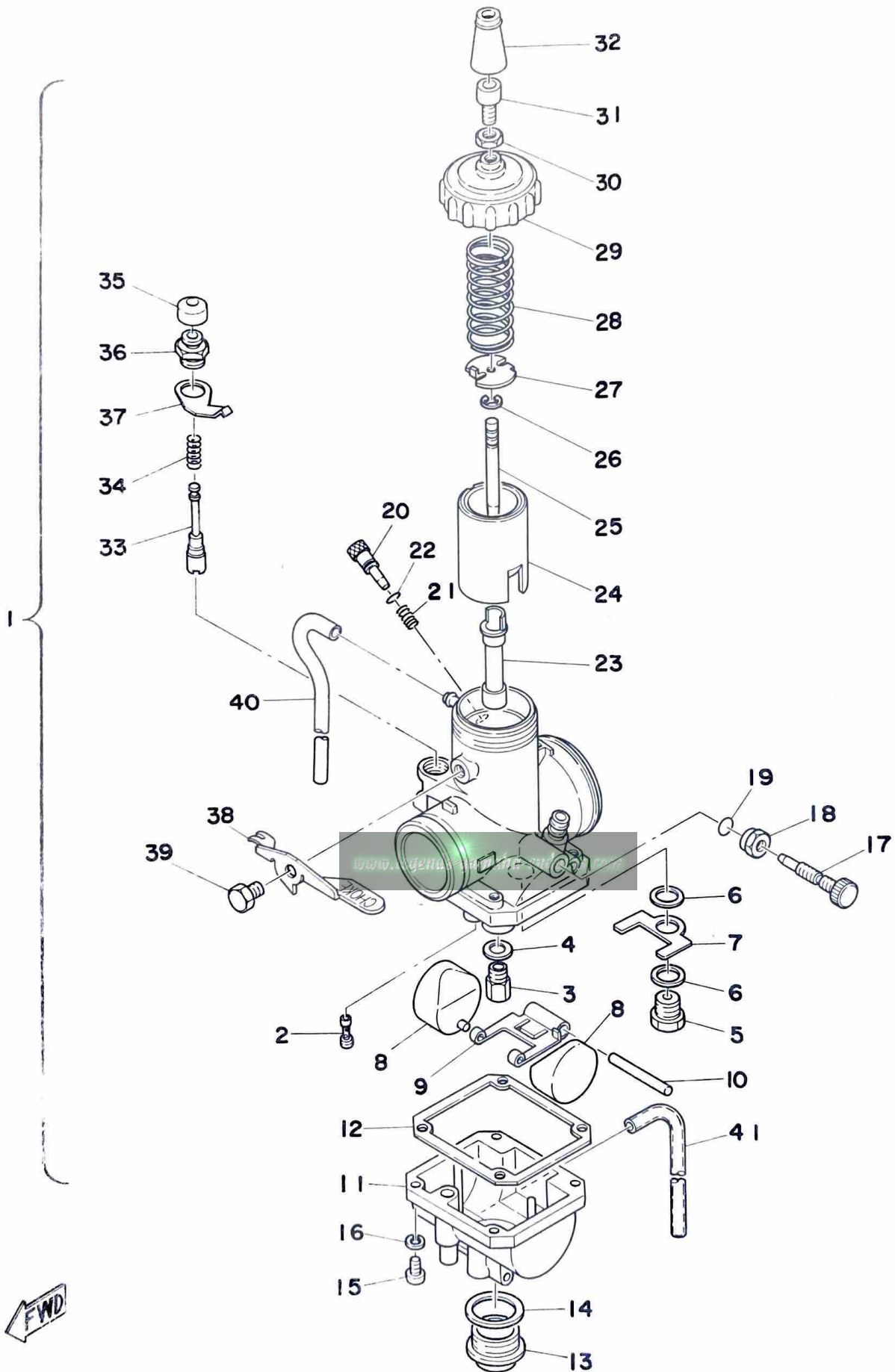
[www.legends-yamaha-enduros.com](http://www.legends-yamaha-enduros.com)

Fig. 10 CARBURETOR (YZ100C)



Ref. No.	Parts No.	Description	Q'ty		Applicable Machine No.	Remarks
			100	125		
10- 1	1J4-14101-00	CARBURETOR ASS'Y		1		
	2	. JET, pilot (#40)		1		
	3	. JET, main (#180)		} U.R 1		STD
		. JET, main (#190)				
		. JET, main (#200)				
	4	. WASHER, main jet		1		
	5	. VALVE SEAT ASS'Y (#2.80)		1		
	6	. WASHER, valve seat		1		
	7	. PLATE		1		
	8	. FLOAT		2		
	9	. ARM, float		1		
	10	. PIN, float		1		
	11	. BODY, float chamber		1		
	12	. GASKET, float chamber		1		
	13	. PLUG, screw		1		
	14	. WASHER, screw plug		1		
	15	. SCREW, panhead		4		
	16	. WASHER, spring		4		
	17	. SCREW, throttle		1		
	18	. NUT, throttle screw		1		
	19	. O-RING		1		
	20	. SCREW, air adjusting		1		
	21	. SPRING, air adjusting		1		
	22	. O-RING		1		
	23	. NOZZLE, main (#2)		1		
	24	. VALVE, throttle (#2.0)		1		
	25	. NEEDLE (6DP10-3)		1		
	26	. CLIP		1		
	27	. SEAT, spring		1		
	28	. SPRING, throttle valve		1		
	29	. TOP, mixing chamber		1		
	30	. NUT		1		

Fig. 10 CARBURETOR (YZ100C)

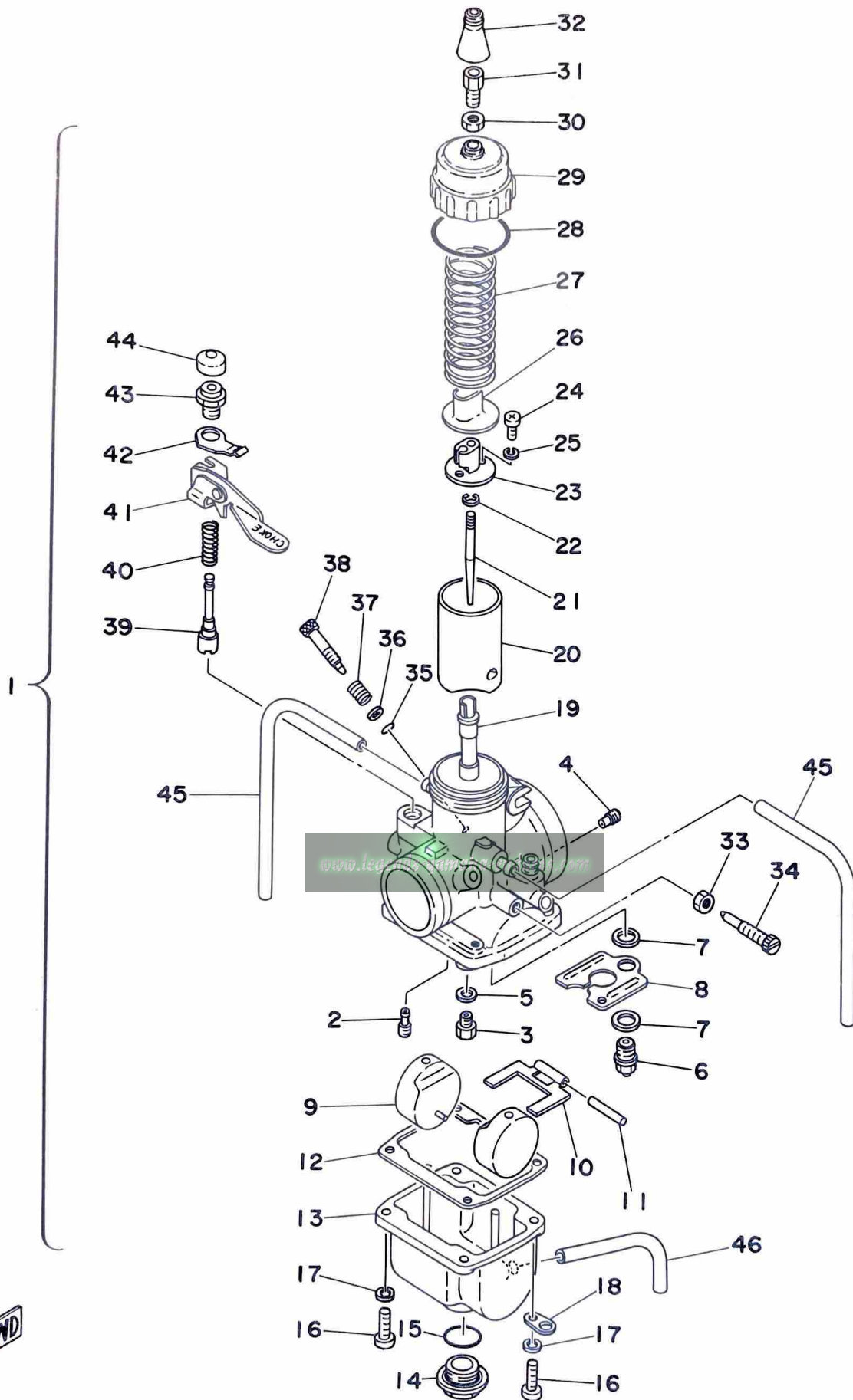




Ref. No.	Parts No.	Description	Q'ty		Remarks
			100	125	
10-31	360-14124-20	. SCREW, wire adjusting		1	
32	525-14169-00	. CAP		1	
33	174-14171-00	. PLUNGER, starter		1	
34	500-14135-00	. SPRING, plunger		1	
35	802-14173-00	. COVER, plunger cap		1	
36	802-14174-00	. CAP, plunger		1	
37	537-14178-00	. PLATE, starter lever		1	
38	537-14175-00	. LEVER, starter		1	
39	537-14162-00	. BOLT, starter lever		1	
40	310-14196-00	. PIPE, air vent		1	
41	183-14197-01	. PIPE, air vent		1	

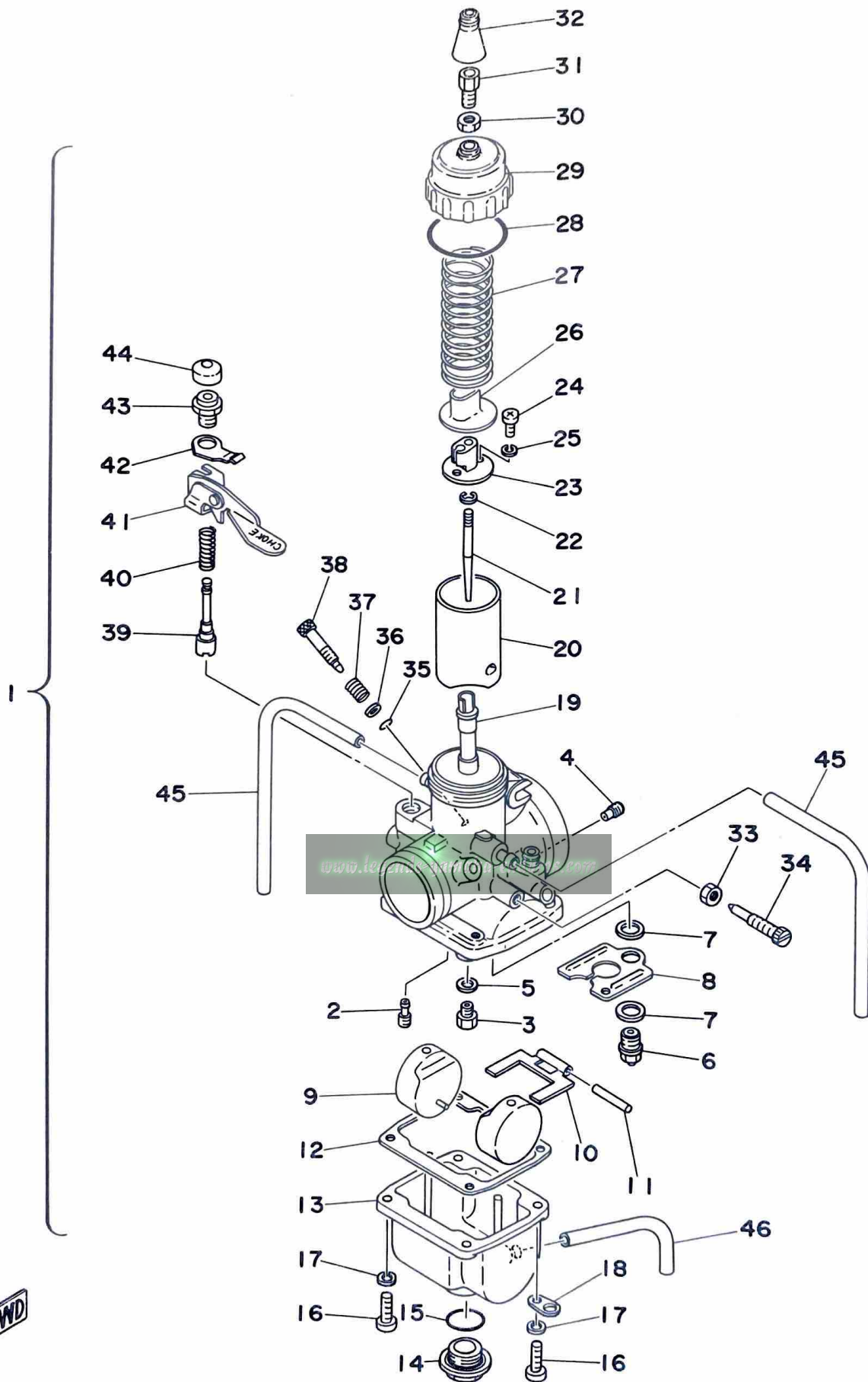
[www.legends-yamaha-enduros.com](http://www.legends-yamaha-enduros.com)

Fig. 11 CARBURETOR (YZ125X)



Ref. No.	Parts No.	Description	Q'ty		Applicable Machine No.	Remarks
			100	125		
11- 1	1G8-14101-00	CARBURETOR ASS'Y		1		
2	193-14142-60	. JET, pilot (#60)		1		
3	137-14143-60	. JET, main (#300)	}	U.R 1	STD	
	137-14143-62	. JET, main (#310)				
	137-14143-64	. JET, main (#320)				
4	239-14172-20	. JET, air (#2.0)		1		
5	1G8-14153-00	. RING		1		
6	239-14190-33	. VALVE SEAT ASS'Y (#3.3)		1		
7	239-14195-00	. WASHER, valve seat		2		
8	483-14146-00	. PLATE		1		
9	310-14185-00	. FLOAT		2		
10	310-14187-00	. ARM, float		1		
11	127-14186-00	. PIN, float		1		
12	483-14184-00	. GASKET, float chamber		1		
13	310-14181-16	. BODY, float chamber		1		
14	500-14115-00	. PLUG, screw		1		
15	558-14147-00	. O-RING		1		
16	98501-05016	. SCREW, panhead		4		
17	92901-05100	. WASHER, spring		4		
18	313-14146-00	. PLATE		2		
19	239-14141-48	. NOZZLE, main (#P-8)		1		
20	509-14112-35	. VALVE, throttle (#3.5)		1		
21	239-14116-15	. NEEDLE (6F15-2)		1		
22	164-14137-00	. CLIP		1		
23	509-14274-00	. CONNECTOR		1		
24	98501-03008	. SCREW, panhead		2		
25	92901-03100	. WASHER, spring		2		
26	509-14136-00	. SEAT		1		
27	363-14131-00	. SPRING, throttle valve		1		
28	93210-40289	. O-RING		1		
29	509-14158-00	. TOP, mixing chamber		1		
30	802-14161-00	. NUT, cable adjuster		1		

Fig. 11 CARBURETOR (YZ125X)





Ref. No.	Parts No.	Description	Q'ty		Applicable Machine No.	Remarks
			100	125		
11-31	360-14124-20	. SCREW, wire adjusting .....		1		
32	525-14169-00	. CAP .....		1		
33	127-14161-00	. NUT, wire adjusting .....		1		
34	204-14122-00	. SCREW, throttle .....		1		
35	812-14147-00	. O-RING .....		1		
36	812-14235-00	. WASHER .....		1		
37	137-14134-00	. SPRING, air adjusting .....		1		
38	1G8-14123-00	. SCREW, air adjusting .....		1		
39	174-14171-00	. PLUNGER, starter .....		1		
40	256-14135-00	. SPRING, plunger .....		1		
41	310-14175-00	. LEVER, starter left .....		1		
42	275-14175-00	. PLATE, starter lever .....		1		
43	802-14174-00	. CAP .....		1		
44	802-14173-00	. COVER, plunger cap .....		1		
45	310-14197-00	. PIPE, air vent .....		2		
46	493-14196-00	. PIPE, over flow .....		1		

[www.legends-yamaha-enduros.com](http://www.legends-yamaha-enduros.com)

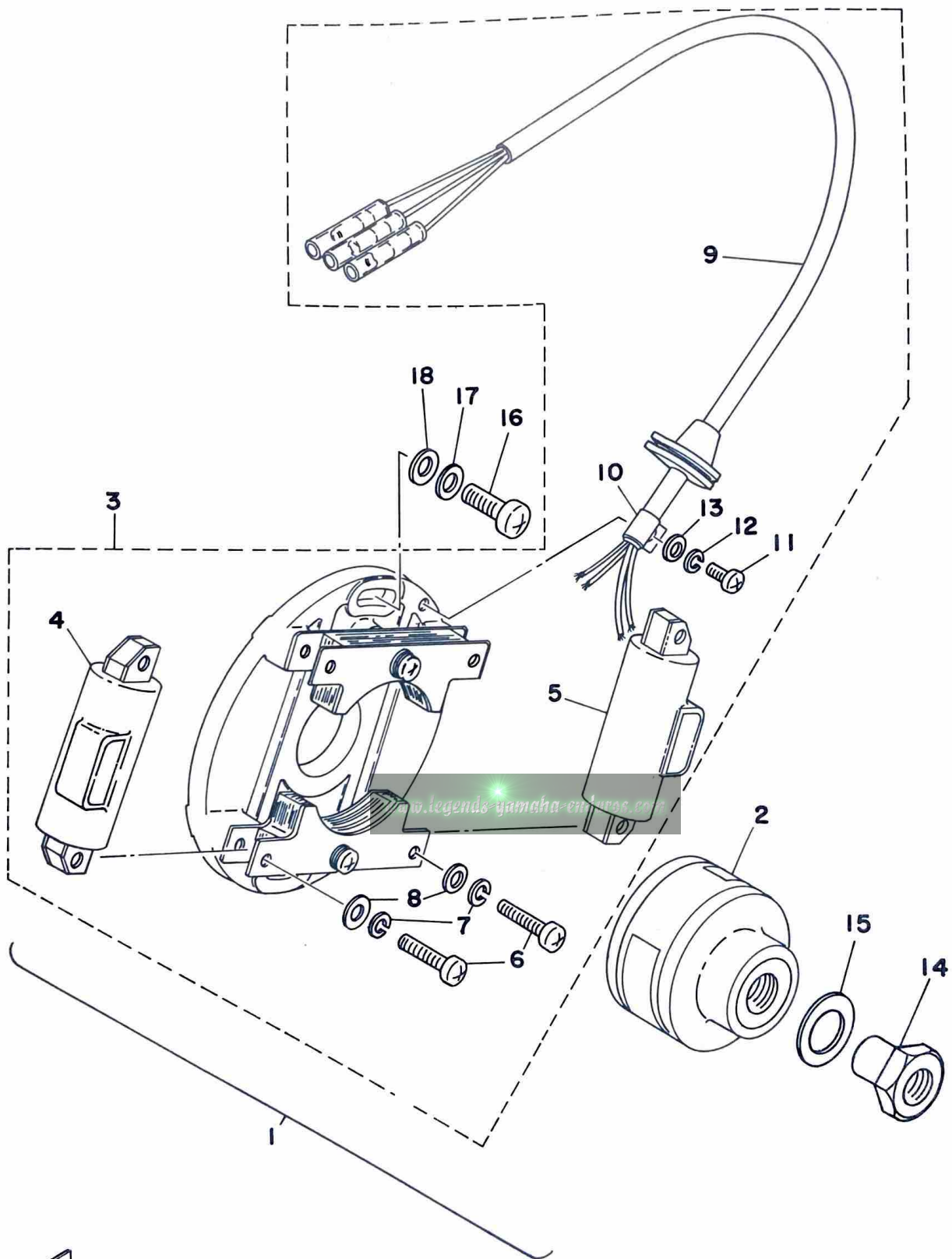


Ref. No.	Parts No.	Description	Q'ty		Applicable Machine No.	Remarks
			100	125		
12-	1	1J4-14610-00	EXHAUST PIPE ASS'Y	1		
		1G8-14610-00	EXHAUST PIPE ASS'Y	1		
	2	248-14623-00	GASKET	1	1	
	3	276-14612-10	NUT, ring	1	1	
	4	152-14613-00	GASKET, exhaust pipe	1	1	
	5	97301-06015	BOLT, hexagon	2	2	
	6	92901-06100	WASHER, spring	2	2	
	7	409-14684-00	BOLT, hook	1	1	
	8	90507-20012	SPRING, tension (145-14683-00)	1	1	
	9	1G8-14753-00	SILENCER	1	1	
	10	537-14788-00	BAND, silencer	1	1	
	11	537-14771-01	STAY, muffler	2	2	
	12	97301-06015	BOLT, hexagon	4	4	
	13	92901-06100	WASHER, spring	4	4	
	14	90201-07081	WASHER, plate (808-77525-00)	4	4	
	15	565-14747-00	DAMPER	1	1	
	16	90387-08258	COLLAR	1	1	
	17	90201-08113	WASHER, plate (611-48556-30)	2	2	
	18	92901-08100	WASHER, spring	1	1	
	19	97301-08030	BOLT, hexagon	1	1	
	20	90461-06015	CLAMP	1	1	

ALTERNATE PARTS (USA Only)

21	1G8-14753-10	SILENCER	1	1		
22	1G8-14752-10	PIPE, outlet	1	1		
23	97301-06012	BOLT, hexagon	1	1		
24	92901-06100	WASHER, spring	1	1		
25	92901-06200	WASHER, plain	1	1		

Fig. 13 C.D.I. MAGNETO





Ref. No.	Parts No.	Description	Q'ty		Applicable Machine No.	Remarks
			100	125		
13- 1	1G8-85500-10	C.D.I. MAGNETO ASS'Y	1	1		
2	1G8-85550-10	. ROTOR ASS'Y	1	1		
3	565-85510-10	. STATOR ASS'Y	1	1		
4	565-85566-10	. . COIL, charge 1	1	1		
5	565-85567-10	. . COIL, charge 2	1	1		
6	98501-05025	. . SCREW, panhead	4	4		
7	92901-05100	. . WASHER, spring	4	4		
8	92901-05200	. . WASHER, plain	4	4		
9	565-85515-10	. . LEAD WIRE ASS'Y	1	1		
10	109-81328-10	. . CLAMP, lead wire	1	1		
11	98501-04008	. . SCREW, panhead	1	1		
12	92901-04100	. . WASHER, spring	1	1		
13	92901-04200	. . WASHER, plain	1	1		
14	322-85553-10	. NUT, rotor	1	1		
15	322-85554-10	. WASHER, rotor	1	1		
16	92501-06020	SCREW, panhead	2	2		
17	92901-06200	WASHER, plain	2	2		
18	90201-06045	WASHER, plate	2	2		

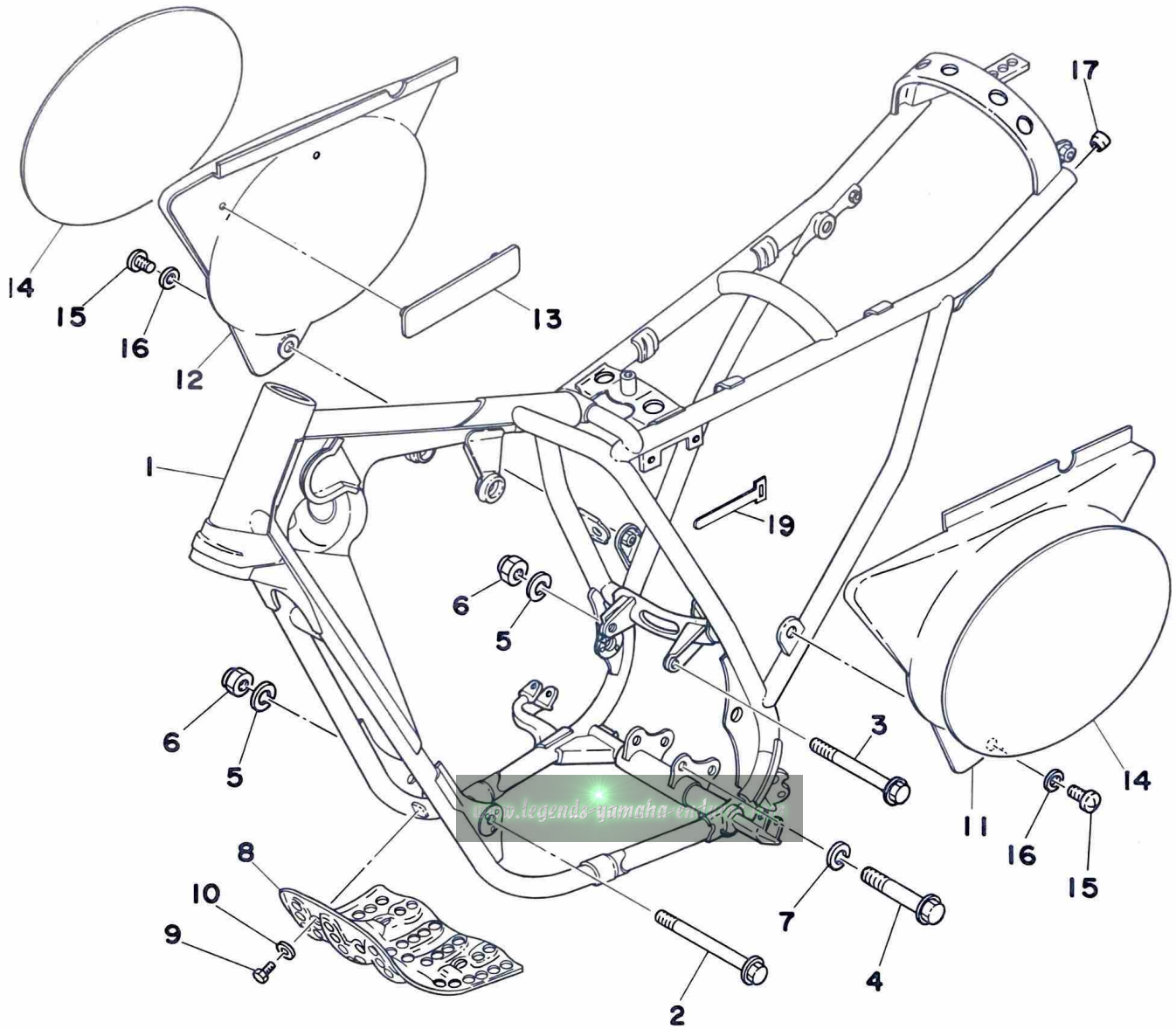
[www.legends-yamaha-enduros.com](http://www.legends-yamaha-enduros.com)

# CHASSIS

[www.legends-yamaha-enduros.com](http://www.legends-yamaha-enduros.com)



Fig.14 FRAME · SIDE COVER

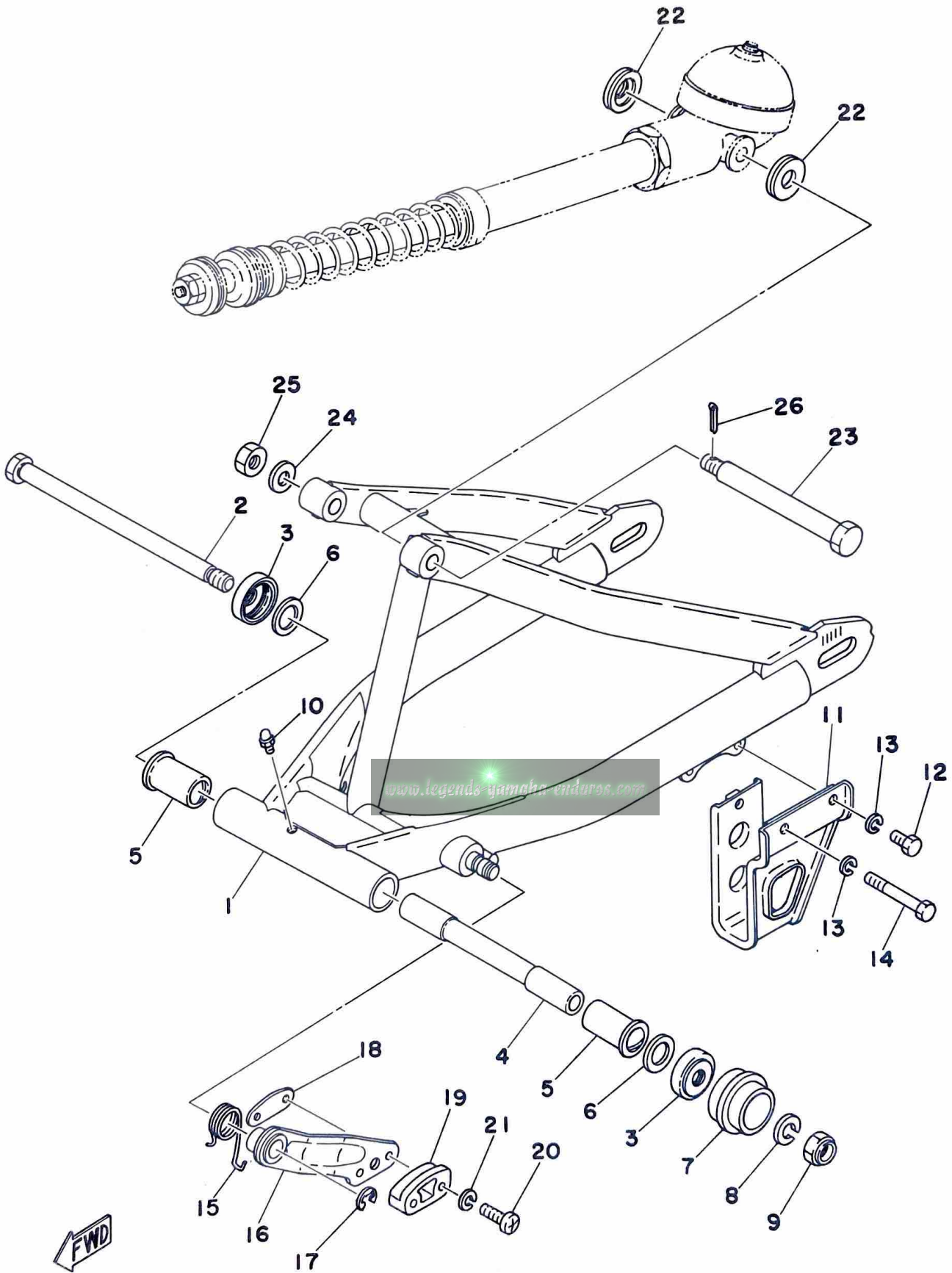


Ref. No.	Parts No.	Description	Q'ty		Applicable Machine No.	Remarks
			100	125		
14- 1	1G8-21110-01-33	FRAME COMP. ....	1	1		Yamaha Black
2	90105-08024	BOLT .....	1	1		M8-120L
3	90105-08022	BOLT .....	1	1		M8-105L
4	90105-10037	BOLT .....	1	1		M10-80L
5	90209-08050	WASHER .....	2	2		
6	90185-08054	NUT, U .....	2	2		
7	92901-10100	WASHER, spring .....	1	1		
8	537-21471-00	PROTECTOR, engine .....	1	1		
9	97301-06012	BOLT, hexagon .....	4	4		
10	92901-06600	WASHER, plate .....	4	4		
11	537-21711-00	COVER, side left .....	1	1		Competition Yellow
12	537-21721-00	COVER, side right .....	1	1		Competition Yellow
13	537-21732-00	SEAL, side cover .....	1	1		
14	401-21787-00	EMBLEM, number .....	2	2		
15	98903-06015	SCREW, bind .....	2	2		
16	90201-06067	WASHER, plate .....	2	2		
17	537-25139-00	PLUG, seat rail .....	2	2		
18	401-28100-11	TOOL ASS'Y .....	1	1		
19	341-26397-01	BAND .....	1	1		

[www.legends-yamaha-enduros.com](http://www.legends-yamaha-enduros.com)

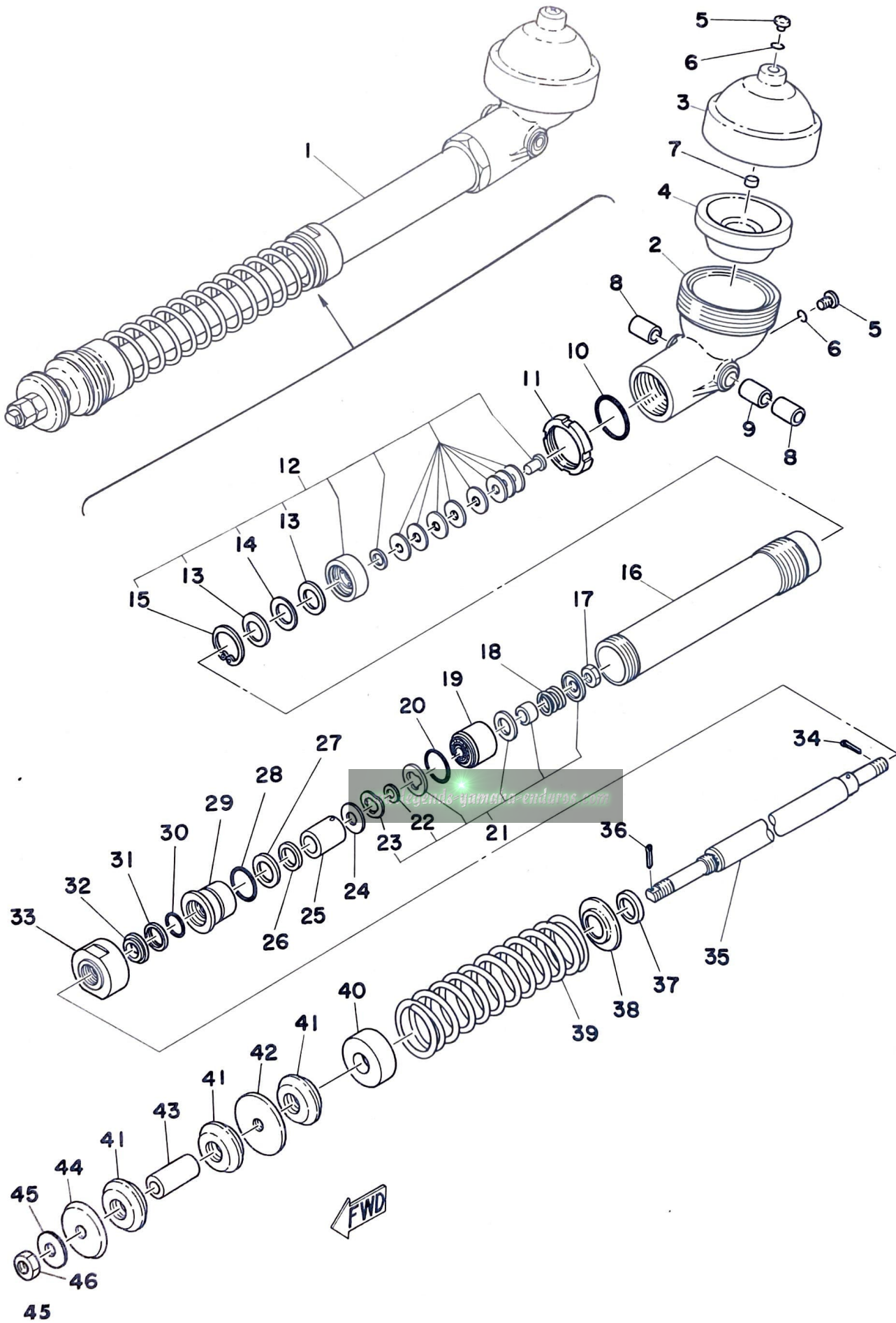


Fig. 15 REAR ARM



Ref. No.	Parts No.	Description	Q'ty		Applicable Machine No.	Remarks
			100	125		
15- 1	1J4-22110-00-33	REAR ARM COMP. ....	1			Yamaha Black
	1G8-22110-01-33	REAR ARM COMP. ....		1		Yamaha Black
2	537-22141-00	SHAFT, pivot .....	1	1		
3	401-22128-01	SEAL, guard .....	2	2		
4	403-22124-00	BUSHING 2 .....	1	1		
5	90386-18028	BUSHING (401-22123-00) .....	2	2		
6	401-22127-00	SHIM (19-28-0.3) .....		U. NU. N		
7	537-22151-00	SEAL, guard .....	1	1		
8	92901-12100	WASHER, spring .....	1	1		
9	90185-12046	NUT, U .....	1	1		
10	93700-06005	NIPPLE, grease .....	1	1		
11	1K7-22153-00-33	GUARD, chain .....	1	1		Yamaha Black
12	97301-06014	BOLT, hexagon .....	1	1		
13	92901-06100	WASHER, spring .....	2	2		
14	97301-06055	BOLT .....	1	1		
15	90508-32140	SPRING, torsion .....	1	1		
16	1G8-22179-00	ARM, tensioner .....	1	1		
17	93430-10015	CIRCLIP (E-10) .....	1	1		
18	1G8-22153-01	GUIDE, chain .....	1	1		
19	493-22178-01	TENSIONER .....	1	1		
20	98501-05025	SCREW, panhead .....	2	2		
21	92901-05100	WASHER, spring .....	2	2		
22	483-22128-00	COVER, thrust .....	2	2		
23	90109-08300	BOLT .....	1	1		
24	90201-08439	WASHER, plate .....	1	1		
25	95301-08600	NUT, hexagon .....	1	1		
26	91401-20012	PIN, cotter .....	1	1		

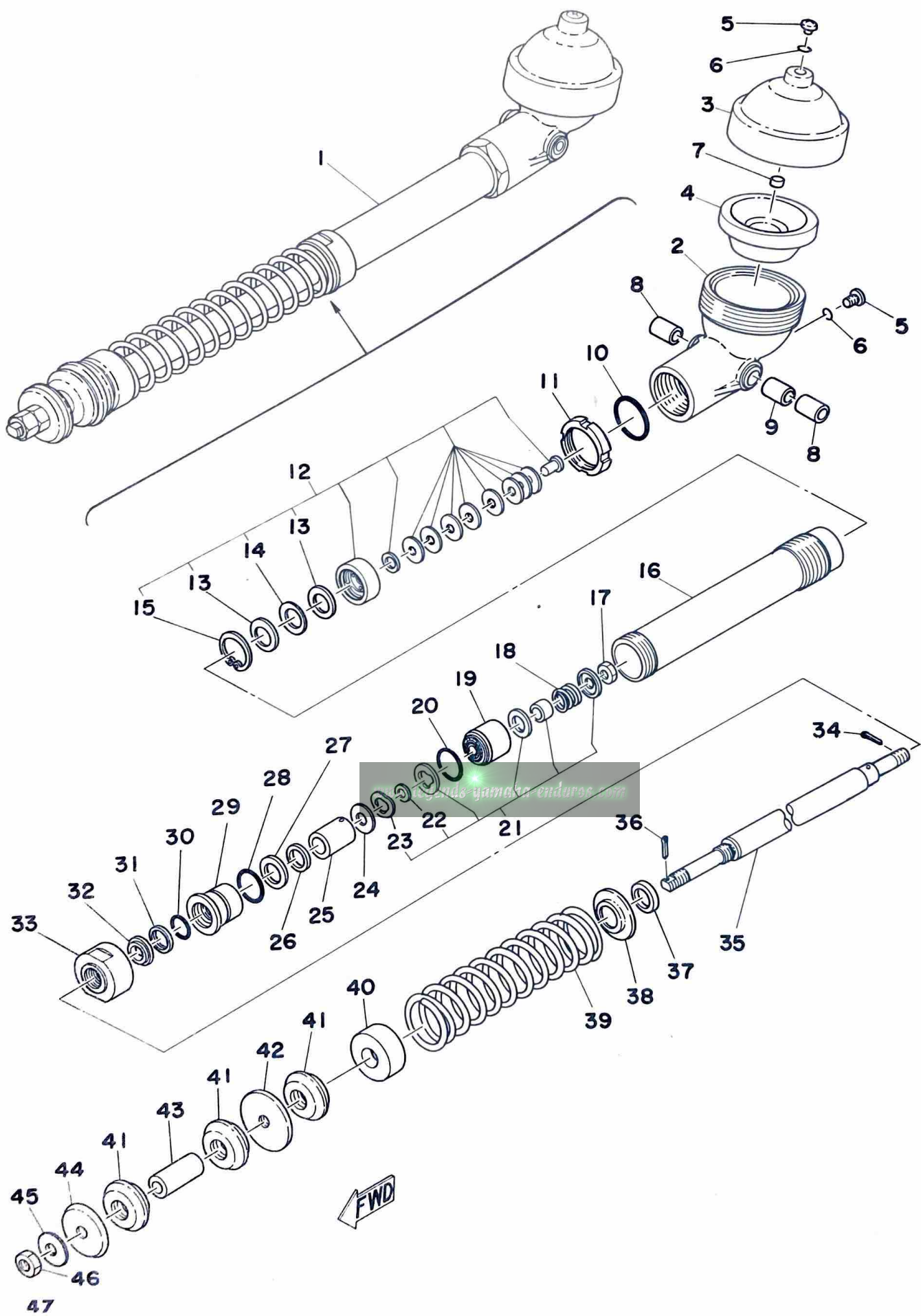
Fig. 16 REAR CUSHION



Ref. No.	Parts No.	Description	Q'ty		Applicable Machine No.	Remarks
			100	125		
16- 1	1G8-22210-00	REAR CUSHION ASS'Y	1	1		
2	509-22411-01	. HOUSING, membrane	1	1		
3	509-22412-00	. CAP, housing	1	1		
4	483-22413-02	. MEMBRANE	1	1		
5	98901-06008	. SCREW, bind	2	2		
6	93210-06001	. O-RING (1.9-5.8)	2	2		
7	483-22419-01	. VALVE, rubber	1	1		
8	90382-12019	. BUSHING, bimetal solid	2			
9	90387-12493	. COLLAR (12.2-14.8-26)	1	1		
10	93210-42263	. O-RING (3.5-41.7)	1	1		
11	90179-44068	. NUT, ring	1	1		
12	509-22406-00	. BASE VALVE SET	1	1		
13	509-22453-01	. . PLATE, valve 3	2	2		
14	483-22458-00	. . LEAF, spring 2	1	1		
15	93420-35003	. . CIRCLIP	1	1		
16	509-22471-01	. CYLINDER, case	1	1		
17	90185-12061	. NUT, self locking	1	1		
18	90501-29327	. SPRING, compression	1	1		
19	483-22431-00	. PISTON, rear cushion	1	1		
20	93210-31266	. O-RING (3.5-30.7)	1	1		
21	509-22405-00	. PISTON VALVE SET	1	1		
22	509-22435-01	. . PLATE, valve 2	1	1		
23	483-22436-00	. . LEAF, spring 1	1	1		
24	90201-12525	. WASHER, plate	1	1		
25	509-22482-02	. STOPPER	1	1		
26	90560-18143	. SPACER	1	1		
27	483-22483-02	. DAMPER 1	1	1		
28	93210-31264	. O-RING (3.5-30.7)	1	1		
29	483-22473-00	. HOUSING, seal ring	1	1		
30	93210-22265	. O-RING (3.5-21.7)	1	1		
31	93104-22052	. OIL SEAL (SO-22-28.5-3.8)	1	1		
32	93102-22141	. OIL SEAL (SD-22-30-5.5)	1	1		



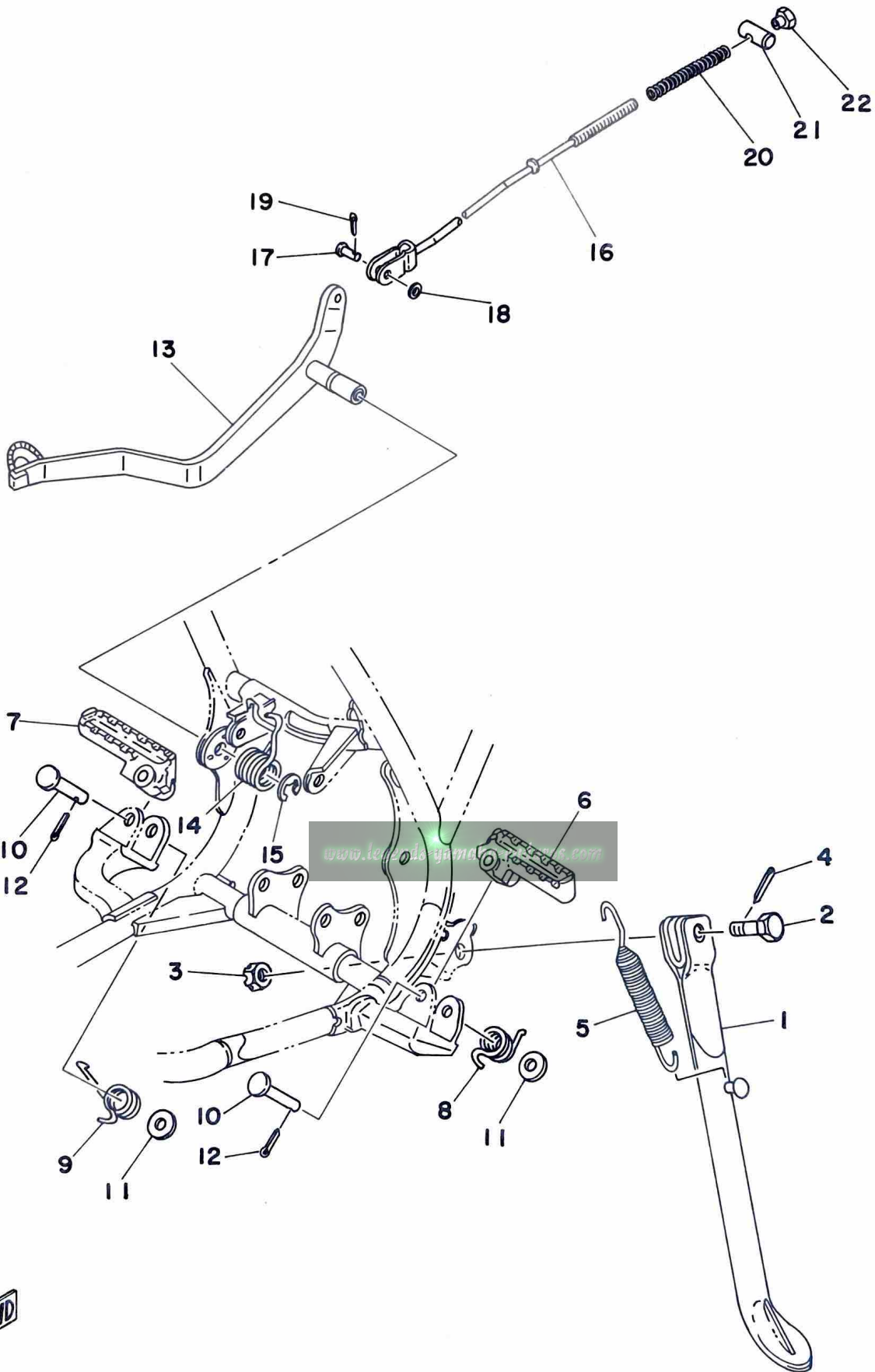
Fig. 16 REAR CUSHION





Ref. No.	Parts No.	Description	Q'ty		Applicable Machine No.	Remarks
			100	125		
16-33	483-22472-01	. CAP, case	1	1		
34	91401-25015	. PIN, cotter	1	1		
35	509-22481-02	. ROD, piston	1	1		
36	91401-30020	. PIN, cotter	1	1		
37	90202-22091	. WASHER, plate	1	1		
38	483-22214-01	. GUIDE, spring	1	1		
39	90501-85423	. SPRING 1 (K 3.4 kg/mm Red/White)	} U.R U.R 1 1		Light Duty Alternate Parts	
	90501-85424	. SPRING 1 (K 3.6 kg/mm Red/Yellow)			Light Duty Alternate Parts	
	90501-85402	. SPRING 1 (K 3.8 kg/mm Red)			STD	
	90501-85425	. SPRING 1 (K 4.0 kg/mm Red/Green)			Heavy Duty Alternate Parts	
	90501-85426	. SPRING 1 (K 4.2 kg/mm Red/Blue)			Heavy Duty Alternate Parts	
40	509-22213-01	. SEAT, spring	1	1		
41	483-22492-01	. DAMPER 2	3	3		
42	90179-16189	. NUT, plate	1	1		
43	90387-14274	. COLLAR (14.2-22-48)	1	1		
44	90201-14582	. WASHER, plate	1	1		
45	90201-14222	. WASHER, plate (835-17658-00)	1	1		
46	95301-14600	. NUT, hexagon	1	1		

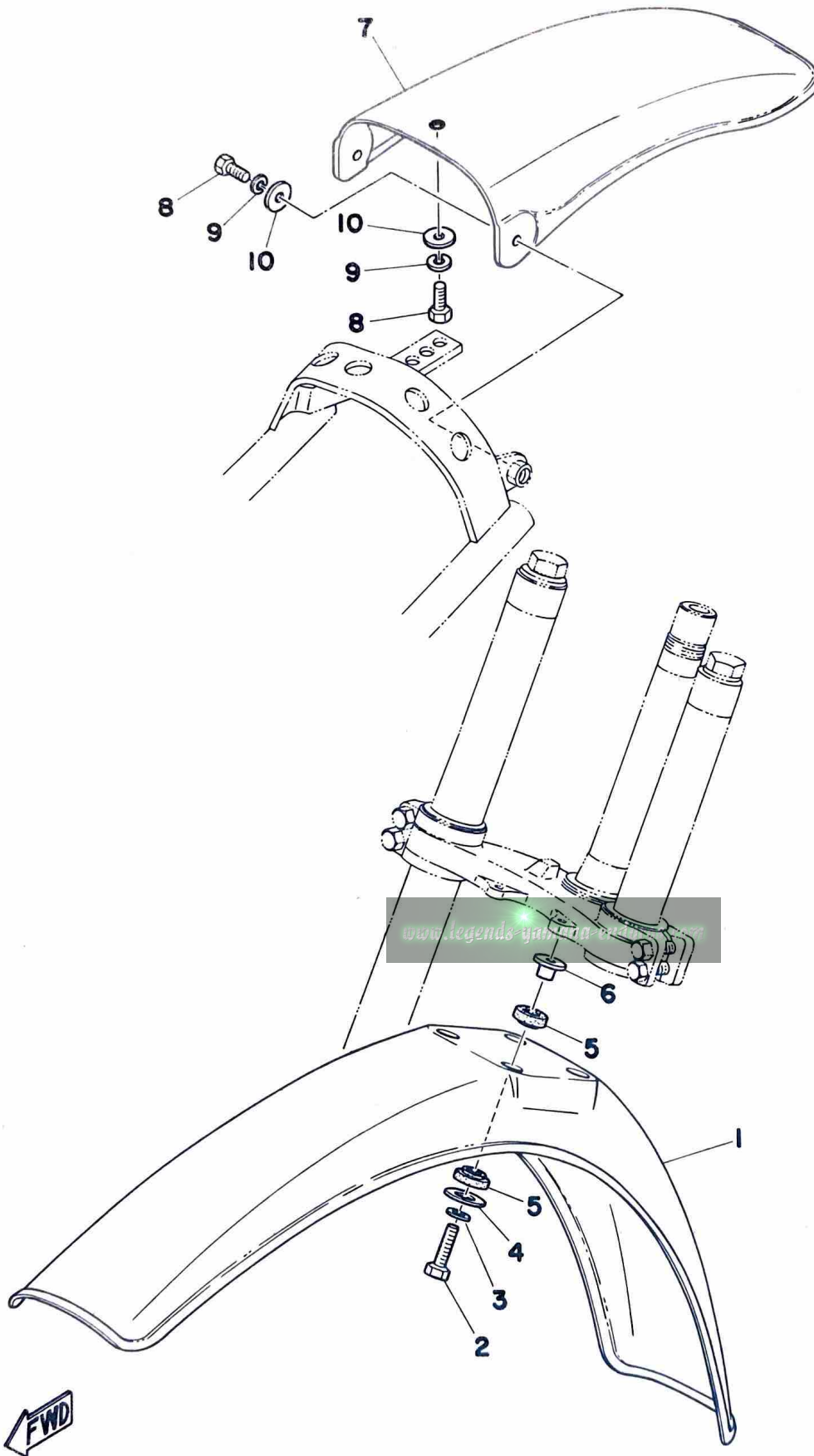
Fig. 17 STAND · FOOTREST · BRAKE PEDAL



FWD

Ref. No.	Parts No.	Description	Q'ty		Applicable Machine No.	Remarks
			100	125		
17- 1	456-27311-00	STAND, side	1	1		
2	90102-10006	BOLT (278-27317-00)	1	1		
3	90171-10012	NUT, castle	1	1		
4	91401-20025	PIN, cotter	1	1		
5	90507-29021	SPRING, torsion	1	1		
6	565-27411-00	FOOTREST, left	1	1		
7	565-27421-00	FOOTREST, right	1	1		
8	90508-18298	SPRING, torsion	1	1		
9	90508-18299	SPRING, torsion	1	1		
10	91701-08042	PIN, clevis	2	2		
11	92901-08200	WASHER, plain	2	2		
12	91401-25012	PIN, cotter	2	2		
13	537-27211-02-33	PEDAL, brake	1	1		Yamaha Black
14	90508-45290	SPRING, torsion	1	1		
15	93430-10015	CIRCLIP (E-10)	1	1		
16	537-27231-00	ROD, brake	1			
	1G8-27231-00	ROD, brake		1		
17	90240-06006	PIN, with hole (248-27228-00)	1	1		
18	92901-06200	WASHER, plain	1	1		
19	91401-25012	PIN, cotter	1	1		
20	90501-10245	SPRING (180-27236-00)	1	1		
21	90249-12008	PIN (156-27237-00)	1	1		
22	90179-06176	NUT	1	1		

Fig. 18 FRONT FENDER · REAR FENDER

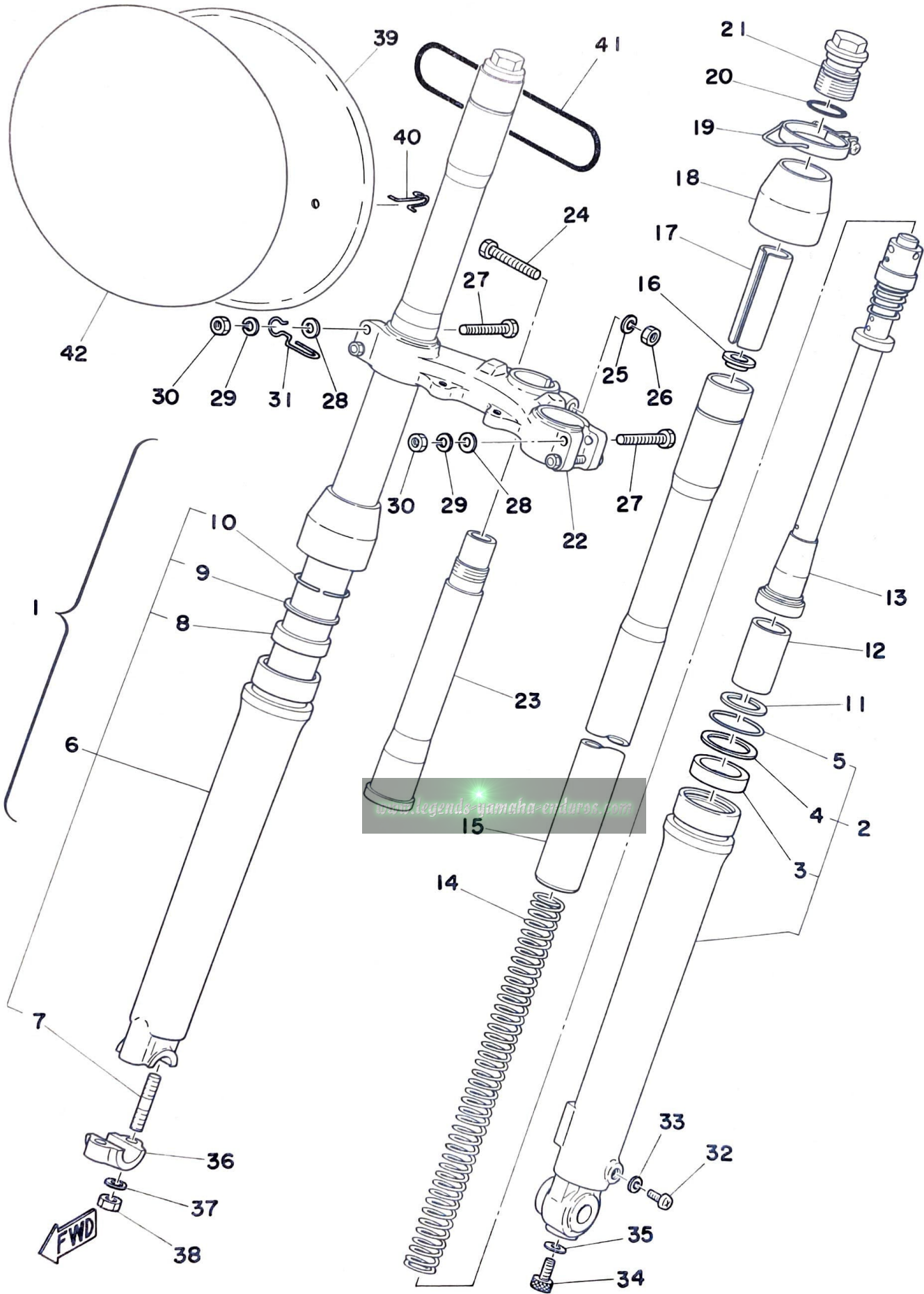


Ref. No.	Parts No.	Description	Q'ty		Applicable Machine No.	Remarks
			100	125		
18- 1	402-21511-00	FENDER, front .....	1	1		Competition Yellow
2	97301-06030	BOLT .....	4	4		
3	92901-06100	WASHER, spring .....	4	4		
4	90201-06067	WASHER, plate .....	4	4		
5	322-21541-00	DAMPER, fender .....	8	8		
6	90387-06388	COLLAR (322-21544-00) .....	4	4		
7	537-21611-00	FENDER, rear .....	1	1		Competition Yellow
8	97301-06015	BOLT .....	3	3		
9	92901-06100	WASHER, spring .....	3	3		
10	90201-06067	WASHER, plate .....	3	3		

[www.legends-yamaha-enduros.com](http://www.legends-yamaha-enduros.com)

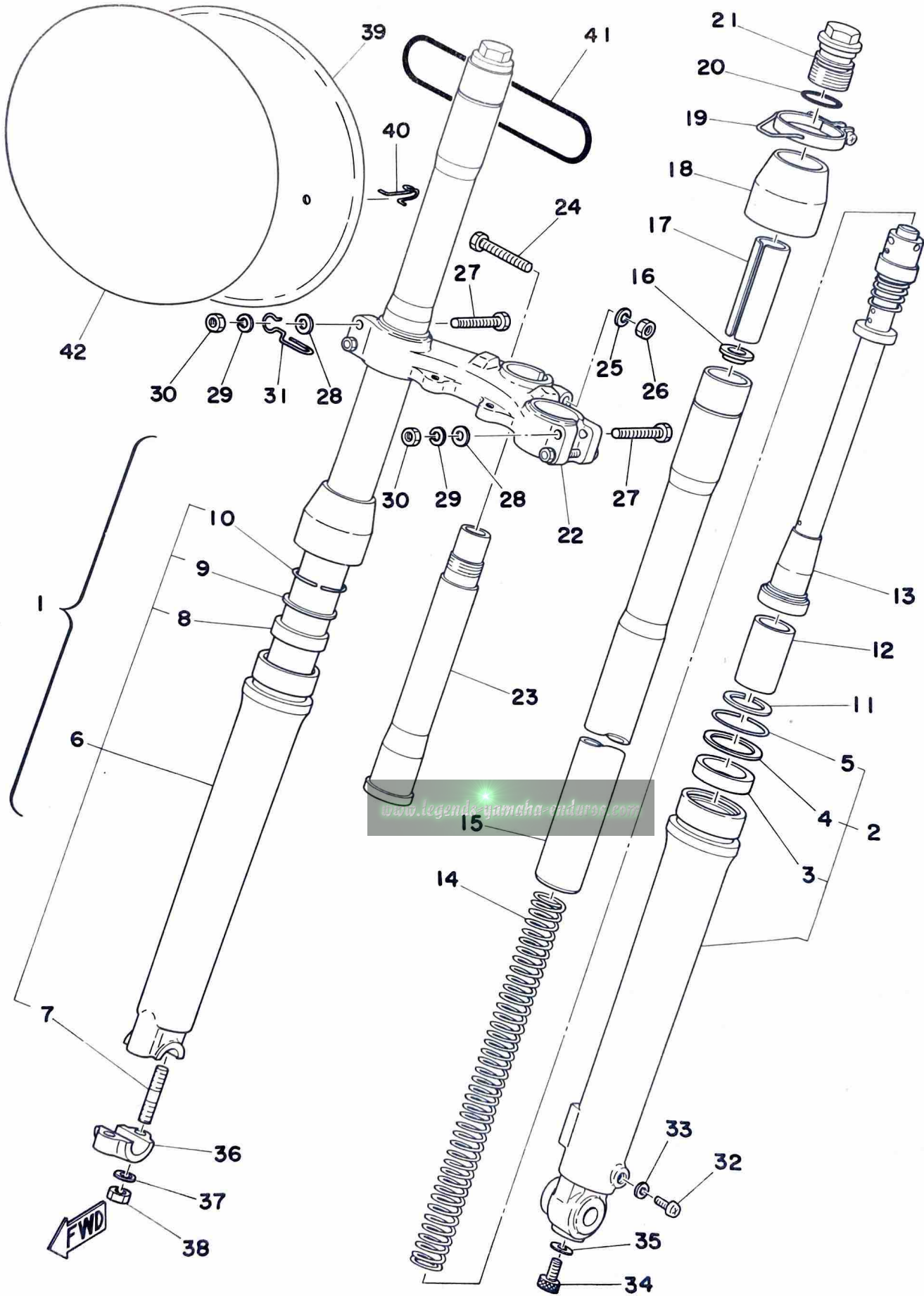


Fig. 19 FRONT FORK (YZ100C)



Ref. No.	Parts No.	Description	Q'ty		Applicable Machine No.	Remarks
			100	125		
19- 1	509-23101-01	FRONT FORK ASS'Y	1			
2	498-23126-00	. TUBE, outer left	1			
3	278-23145-51	. . OIL SEAL	1			
4	214-23146-00	. . WASHER, oil seal	1			
5	214-23156-00	. . CLIP, oil seal	1			
6	498-23136-00	. TUBE, outer right	1			
7	278-23128-50	. . BOLT, axle holder	2			
8	278-23145-51	. . OIL SEAL	1			
9	214-23146-00	. . WASHER, oil seal	1			
10	214-23156-00	. . CLIP, oil seal	1			
11	93450-30033	. CIRCLIP	2			
12	509-23171-00	. PISTON, front fork	2			
13	509-23170-01	. CYLINDER COMP., front fork	2			
14	509-23141-01	. SPRING, front fork	2			
15	509-23124-01	. TUBE, inner	2			
16	278-23142-50	. SEAT, spring upper	2			
17	341-23118-50	. SPACER	2			
18	292-23144-00	. SEAL, dust	2			
19	90460-54061	. CLAMP, hose (322-23318-01)	1			
20	214-23114-00	. PACKING	2			
21	291-23111-60	. BOLT, cap	2			
22	483-23345-00-98	. BRACKET, under	1			Low gloss Black
23	322-23341-00	. SHAFT, steering	1			
24	322-23356-00	. BOLT	1			
25	92901-10100	. WASHER, spring	1			
26	322-23357-00	. NUT	1			
27	90109-08397	. BOLT	4			
28	90201-08544	. WASHER, plate	4			
29	92901-08100	. WASHER, spring	4			
30	90170-08180	. NUT	4			
31	434-23319-00	. HOLDER, wire	1			
32	122-23119-01	. PLUG, drain	2			

Fig. 19 FRONT FORK (YZ100C)

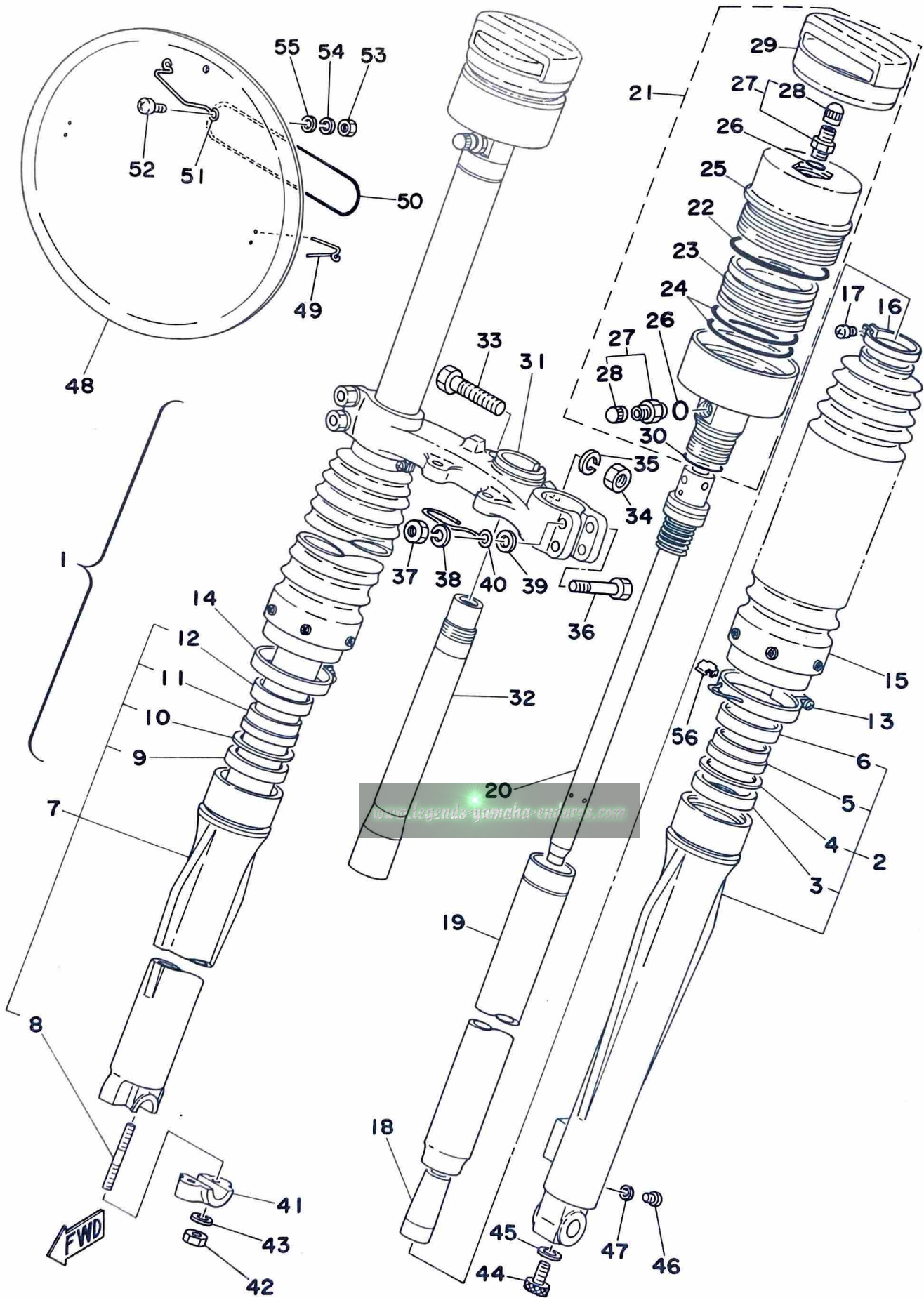


Ref. No.	Parts No.	Description	Q'ty		Applicable Machine No.	Remarks
			100	125		
19-33	122-23129-00	. GASKET, drain plug .....		2		
34	278-23181-50	. BOLT .....		2		
35	278-23158-50	. PACKING .....		2		
36	291-23167-60	. HOLDER, axle .....		1		
37	90201-08544	. WASHER, plate .....		2		
38	90170-08176	. NUT .....		2		
39	322-23485-00	PLATE, number .....		1		
40	431-23486-02	STAY, number plate .....		2		
41	93210-99184	O-RING (3.1-99.4) .....		1		
42	322-23395-00	EMBLEM, number .....		1		

[www.legends-yamaha-enduros.com](http://www.legends-yamaha-enduros.com)



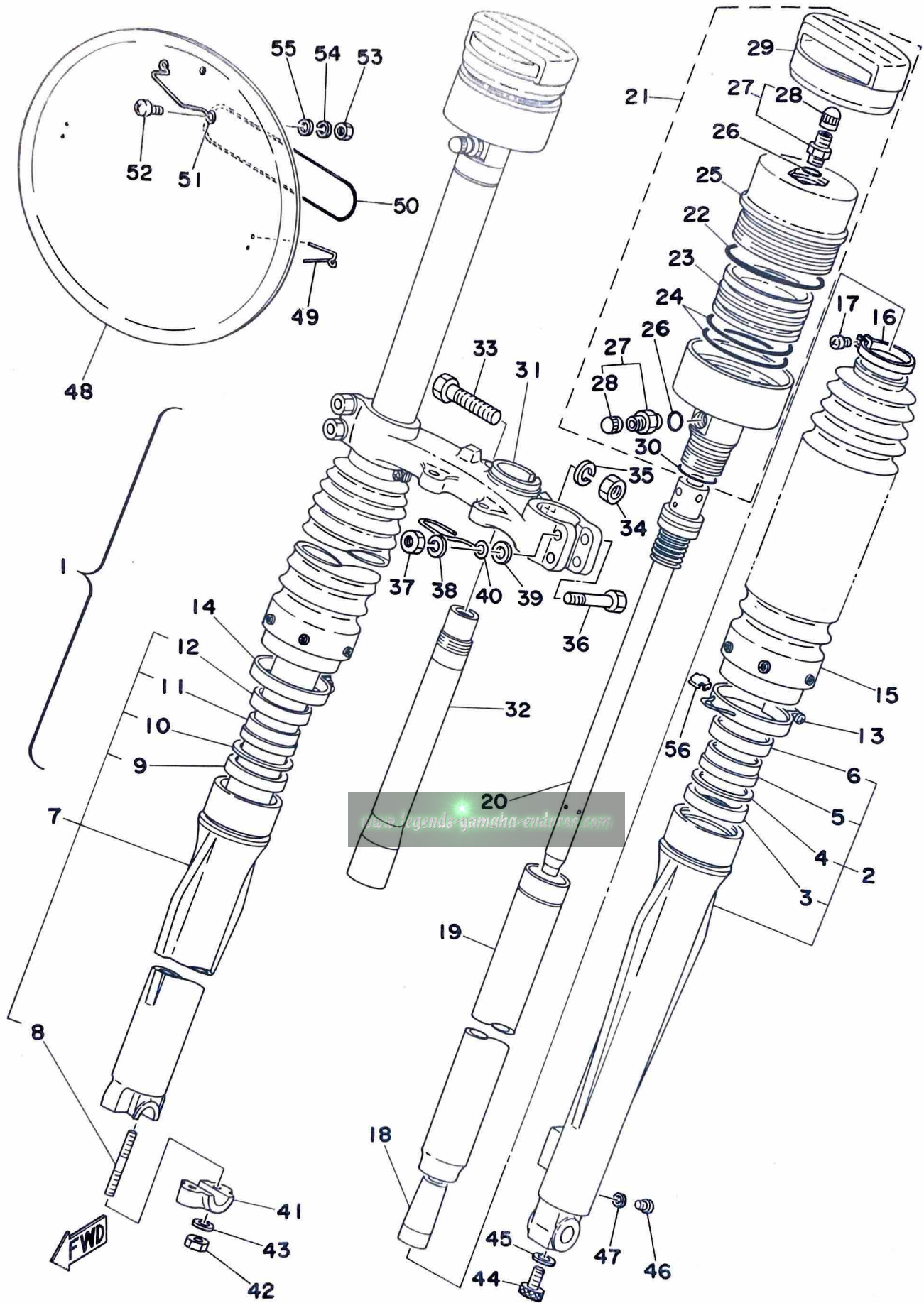
Fig. 20 FRONT FORK (YZ125X)





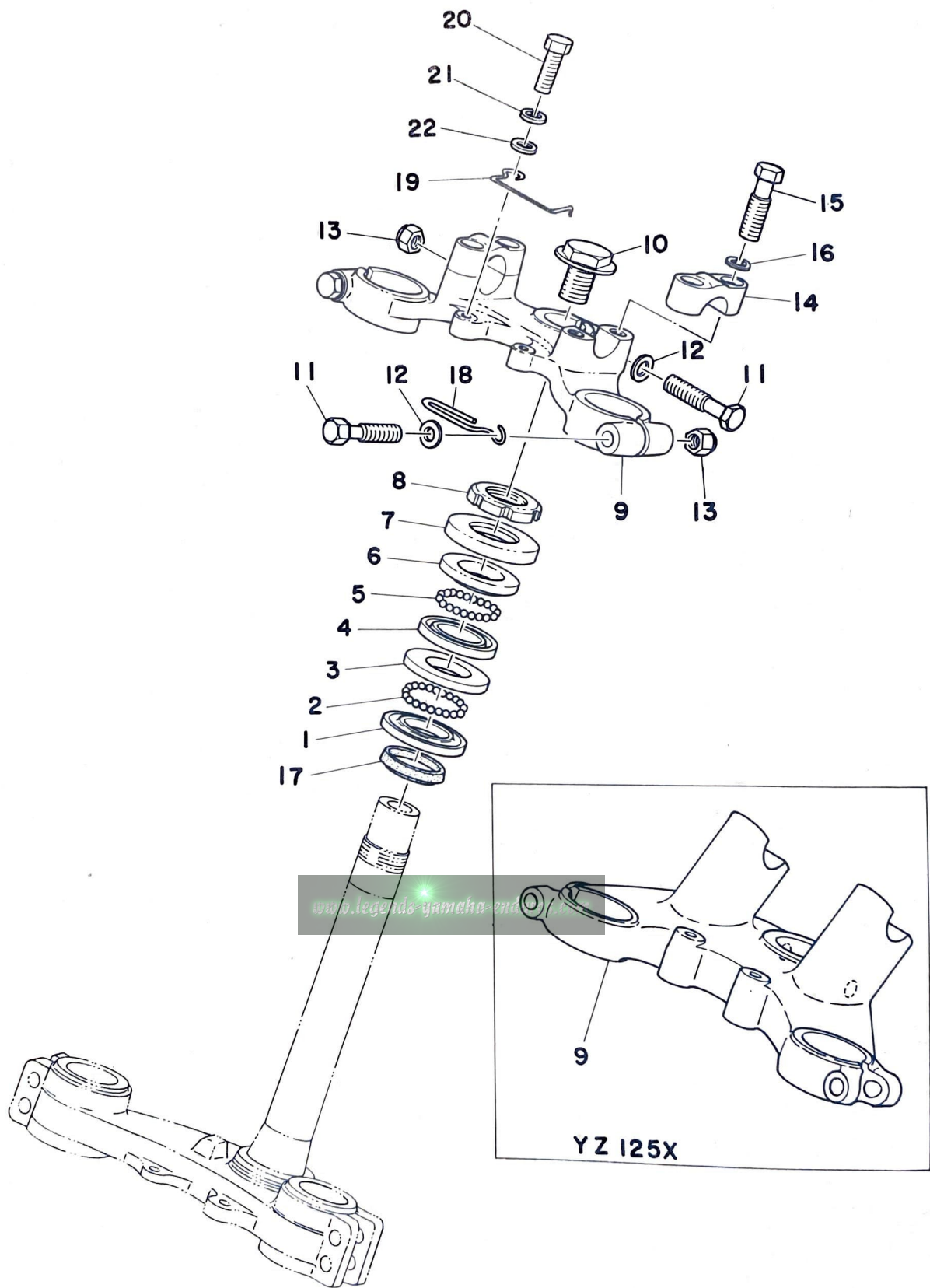
Ref. No.	Parts No.	Description	Q'ty		Applicable Machine No.	Remarks
			100	125		
20- 1	1G8-23101-L0	FRONT FORK ASS'Y		1		
2	1G8-23126-L0	. TUBE, outer left		1		
3	509-23145-L0	. . OIL SEAL		1		
4	509-23146-L0	. . WASHER		1		
5	1G8-23144-L0	. . SEAL, dust		1		
6	1G8-23148-L0	. . CASE, dust seal		1		
7	1G8-23136-L0	. TUBE, outer right		1		
8	278-23128-50	. . BOLT, axle holder		2		
9	509-23145-L0	. . OIL SEAL		1		
10	509-23146-L0	. . WASHER		1		
11	1G8-23144-L0	. . SEAL, dust		1		
12	1G8-23148-L0	. . CASE, dust seal		1		
13	583-23318-00	. HOLDER, wire		1		
14	509-23489-L0	. BOOT BAND COMP.		1		
15	1G8-23191-L0	. BOOT		2		
16	509-53192-L0	. BAND, boot		2		
17	122-23119-01	. SCREW		2		
18	509-23173-L0	. TAPER, spindle		2		
19	1G8-23110-L0	. TUBE, inner		2		
20	1G8-23170-L0	. CYLINDER COMP., front fork		2		
21	509-23180-L0	. L CHAMBER ASS'Y		2		
22	509-23188-L0	. . O-RING		2		
23	509-23189-L0	. . FREE PISTON, front fork		2		
24	509-23147-L0	. . O-RING		4		
25	509-23187-L0	. . CAP, L chamber		2		
26	509-23163-L0	. . O-RING		2		
27	509-23190-L0	. . AIR VALVE ASS'Y		4		
28	509-23184-L0	. . . CAP, air valve		4		
29	509-23185-L0	. . COVER, L chamber cap		2		
30	240-23114-00	. . PACKING		2		
31	1G8-23345-L0-98	. BRACKET, under		1		Low Gloss Black
32	322-23341-00	. SHAFT, steering		1		

Fig. 20 FRONT FORK (YZ125X)



Ref. No.	Parts No.	Description	Q'ty		Applicable Machine No.	Remarks
			100	125		
20-33	322-23356-00	. BOLT .....		1		
34	322-23357-00	. NUT .....		1		
35	92901-10100	. WASHER, spring .....		1		
36	90109-08397	. BOLT .....		4		
37	90170-08180	. NUT .....		4		
38	92901-08100	. WASHER, spring .....		4		
39	92901-08600	. WASHER, plate .....		4		
40	509-23319-00	. HOLDER, wire .....		1		
41	291-23167-60	. HOLDER, axle .....		1		
42	90185-08054	. NUT U .....		2		
43	92901-08600	. WASHER, plate .....		2		
44	278-23181-50	. BOLT .....		2		
45	509-23158-L0	. PACKING .....		2		
46	122-23119-01	. PLUG, drain .....		2		
47	122-23129-00	. GASKET, drain plug .....		2		
48	1G8-23485-00	PLATE, number .....		1		
49	431-23486-02	STAY, number plate .....		2		
50	93210-99184	O-RING (3.1-99.4) .....		1		
51	1G8-23319-00	HOLDER, wire .....		1		
52	98501-05012	SCREW, panhead .....		2		
53	95301-05700	NUT, hexagon .....		2		
54	92901-05100	WASHER, spring .....		2		
55	92901-05200	WASHER, plain .....		2		
56	509-26393-00	HOLDER .....		1		

Fig. 21 STEERING

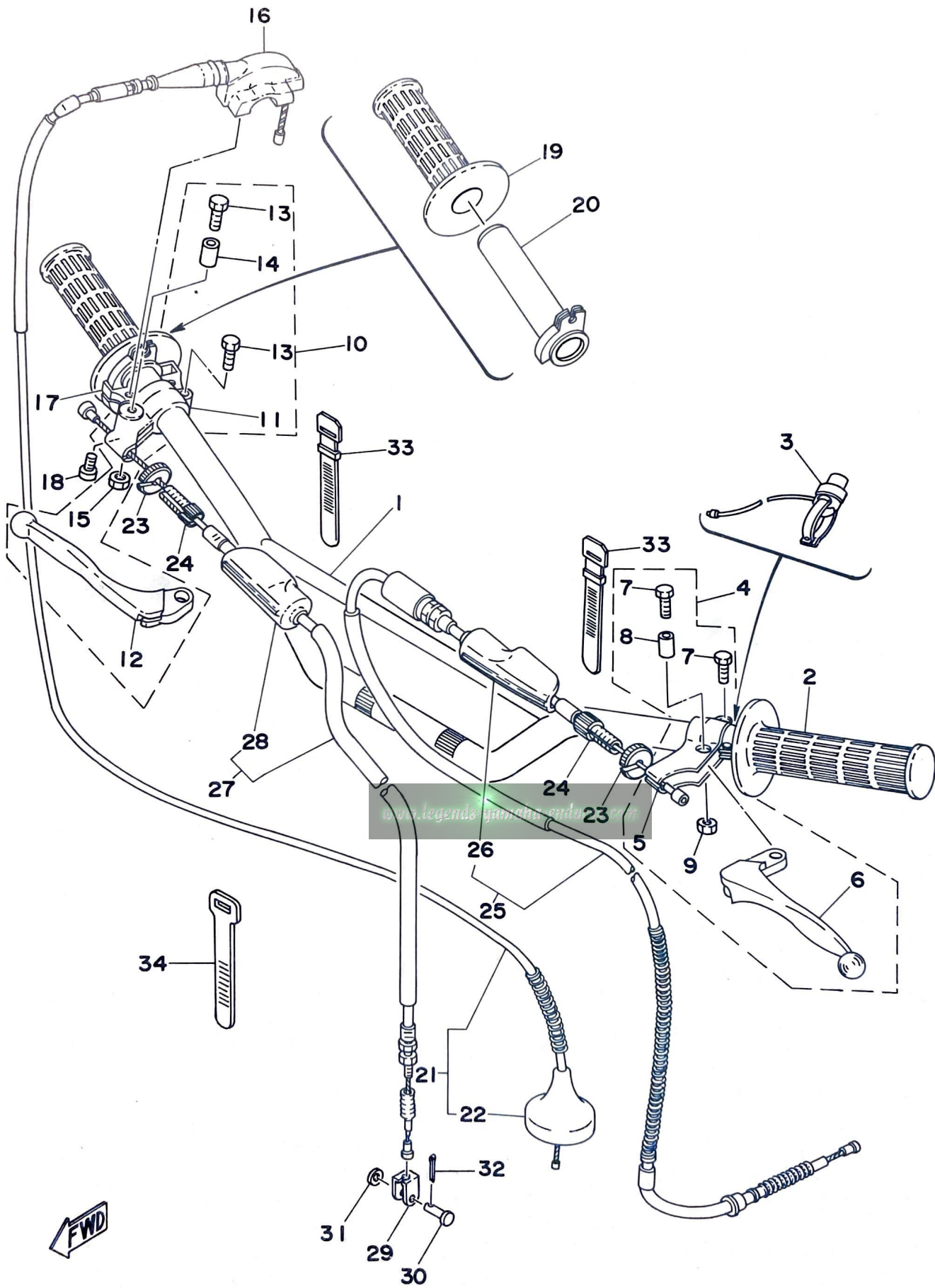




Ref. No.	Parts No.	Description	Q'ty		Applicable Machine No.	Remarks
			100	125		
21- 1	156-23411-00	RACE, ball 1	1	1		
2	93501-04011	BALL (1/4 inch)	19	19		
3	156-23412-00	RACE, ball 2	1	1		
4	122-23412-00	RACE, ball 2	1	1		
5	93503-16010	BALL (3/16 inch)	22	22		
6	122-23411-00	RACE, ball 1	1	1		
7	583-23416-01	COVER, ball race	1	1		
8	90179-25033	NUT (137-23454-00)	1	1		
9	321-23435-01-98	CROWN, handle	1			Low Gloss Black
	1G8-23435-00-98	CROWN, handle		1		Low Gloss Black
10	90105-14060	BOLT	1	1		
11	97321-08055	BOLT, hexagon	3	3		
12	90201-08083	WASHER, plate (156-27226-00)	3	3		
13	95601-08100	NUT, U	3	3		
14	401-23441-00-98	HOLDER, handle upper	2	2		Low Gloss Black
15	97323-08035	BOLT, hexagon	4	4		
16	92901-08100	WASHER, spring	4	4		
17	164-23462-00	SEAL, dust	1	1		
18	434-23319-00	HOLDER, wire	1			
19	483-23318-00	HOLDER, wire	1			
20	97301-06014	BOLT, hexagon	1			
21	92901-06100	WASHER, spring	1			
22	92901-06600	WASHER, plate	1			

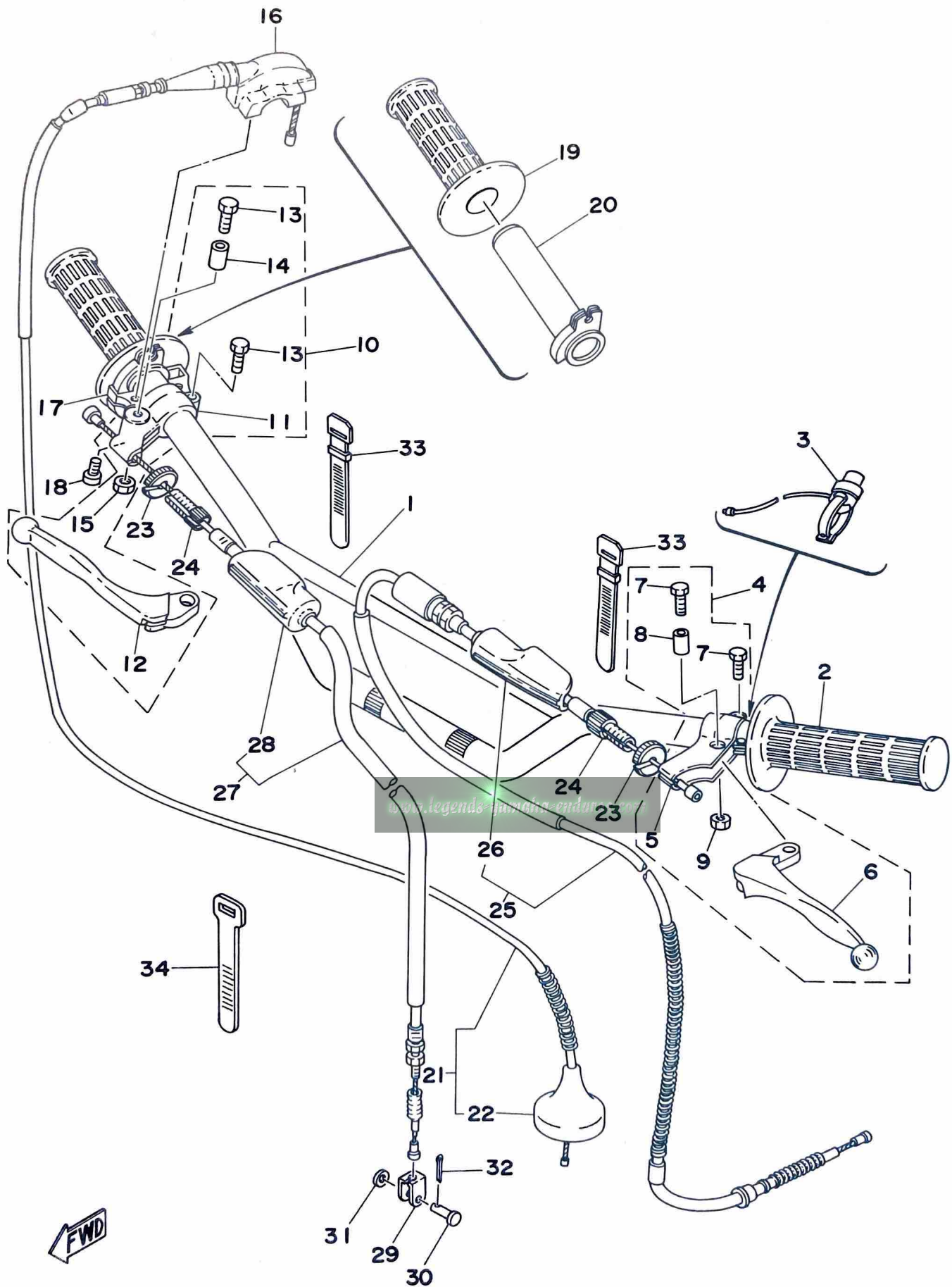


Fig. 22 HANDLE · WIRE



Ref. No.	Parts No.	Description	Q'ty		Applicable Machine No.	Remarks
			100	125		
22- 1	483-26111-00	HANDLE .....	1			
	1G8-26111-00	HANDLE .....		1		
2	509-26241-00	GRIP, left .....	1	1		
3	363-83976-00	SWITCH, handle 1 .....	1	1		
4	214-82910-03	LEVER HOLDER ASS'Y, left .....	1	1		
5	214-82911-01	. HOLDER, lever left .....	1	1		
6	214-83912-01	. LEVER, left .....	1	1		
7	97303-06020	. BOLT, hexagon .....	2	2		
8	214-83913-00	. COLLAR, lever .....	1	1		
9	95301-06600	. NUT, hexagon .....	1	1		
10	233-82920-03	LEVER HOLDER ASS'Y, right .....	1	1		
11	233-82921-31	. HOLDER, lever right .....	1	1		
12	233-83922-31	. LEVER, right .....	1	1		
13	97303-06020	. BOLT, hexagon .....	2	2		
14	214-83913-00	. COLLAR, lever .....	1	1		
15	95301-06600	. NUT, hexagon .....	1	1		
16	322-26281-00	CAP, grip upper .....	1	1		
17	322-26282-00	CAP, grip under .....	1	1		
18	98503-05020	SCREW, panhead .....	2	2		
19	509-26242-00	GRIP, right .....	1	1		
20	322-26243-00	TUBE, guide .....	1	1		
21	537-26311-00	WIRE, throttle .....	1			
	1G8-26311-00	WIRE, throttle .....		1		
22	431-26329-00	. CAP, rubber .....	1			
23	90179-08148	NUT (168-26344-00) .....	2	2		
24	90123-08046	BOLT, wire adjusting .....	2	2		
25	537-26335-00	WIRE, clutch .....	1			
	1G8-26335-00	WIRE, clutch .....		1		
26	382-26372-01	. COVER, lever .....	1	1		
27	483-26341-01	WIRE, brake front .....	1			
	1G8-26341-00	WIRE, brake front .....		1		
28	382-26372-01	. COVER, lever .....	1	1		

Fig. 22 HANDLE · WIRE

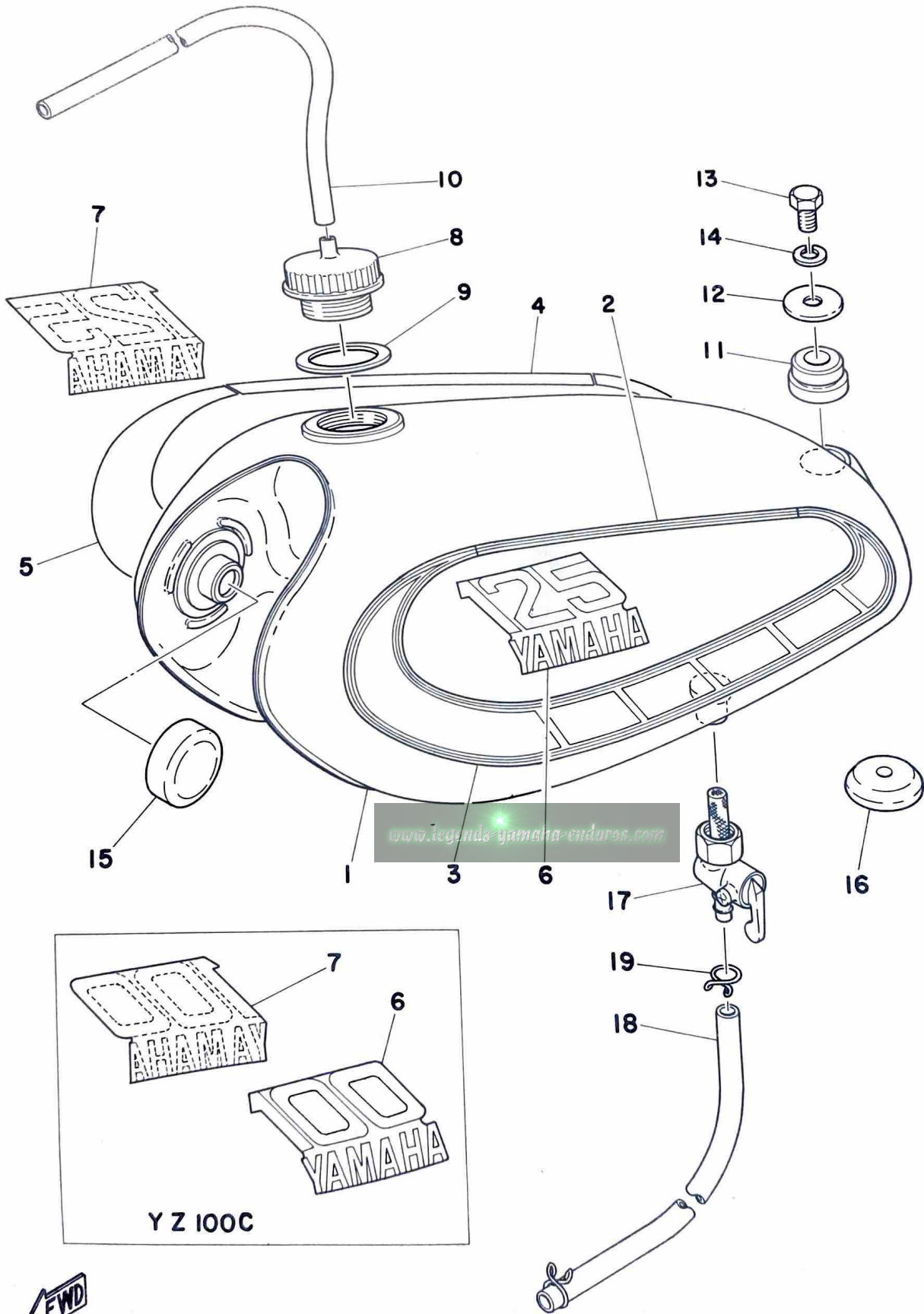


Ref. No.	Parts No.	Description	Q'ty		Applicable Machine No.	Remarks
			100	125		
22-29	156-26347-00	JOINT, wire .....	1	1		
30	90240-08012	PIN, with hole (156-27229-00) .....	1	1		
31	90201-08083	WASHER, plate (156-27226-00) .....	1	1		
32	91401-20012	PIN, cotter .....	1	1		
33	437-83936-00	BAND, switch cord .....	2	2		
34	341-26397-01	BAND .....	1	1		

[www.legends-yamaha-enduros.com](http://www.legends-yamaha-enduros.com)



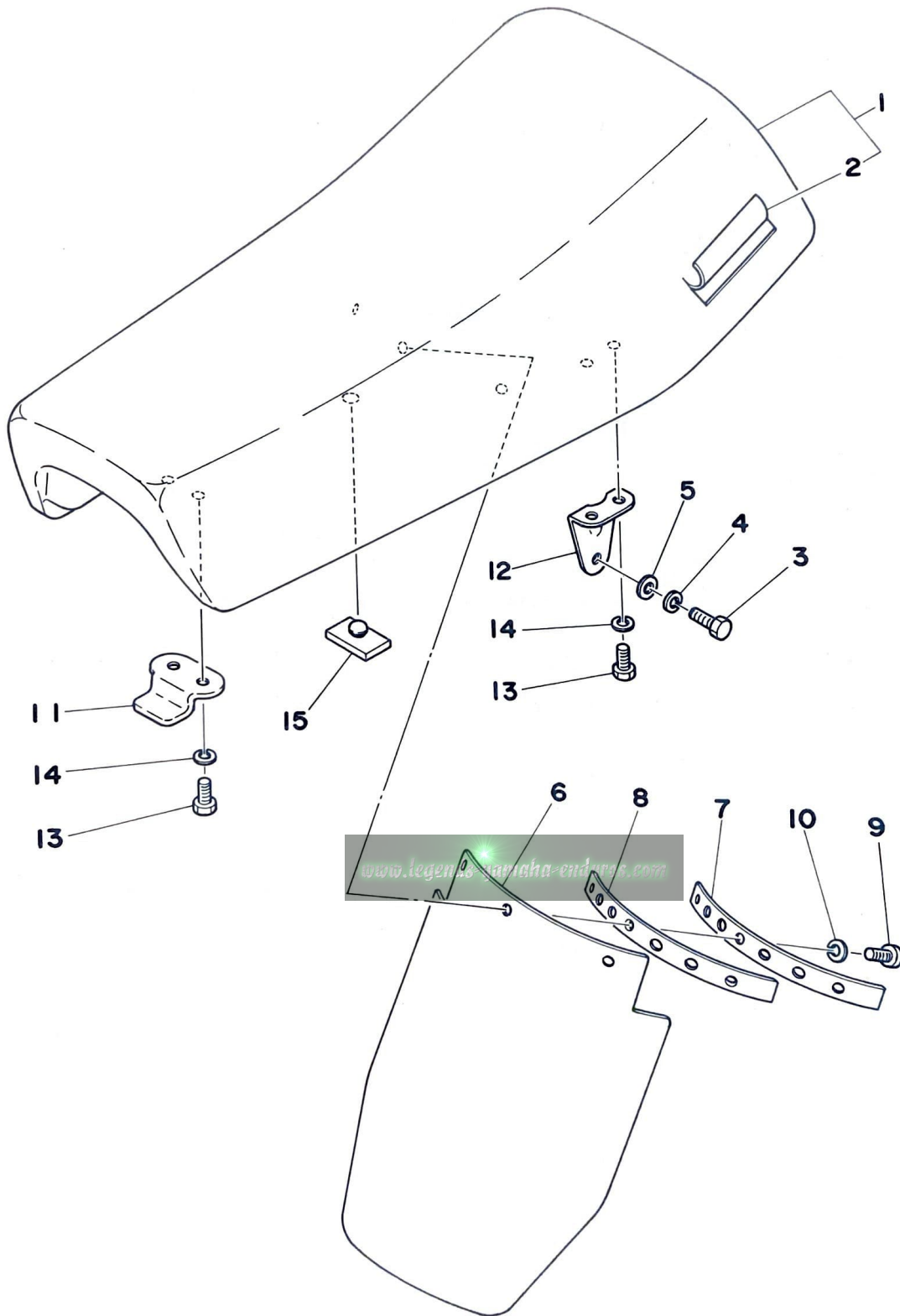
Fig. 23 FUEL TANK





Ref. No.	Parts No.	Description	Q'ty		Applicable Machine No.	Remarks
			100	125		
23- 1	537-24110-00-03	FUEL TANK COMP. ....	1			Competition Yellow
	537-24110-00-01	FUEL TANK COMP. ....		1		Competition Yellow
2	537-24244-00	. GRAPHIC, fuel tank upper left ...	1	1		
3	537-24245-00	. GRAPHIC, fuel tank lower left ...	1	1		
4	537-24246-00	. GRAPHIC, fuel tank upper right ...	1	1		
5	537-24247-00	. GRAPHIC, fuel tank lower right ...	1	1		
6	1J4-24161-00	. EMBLEM, fuel tank left .....	1			
	537-24161-00	. EMBLEM, fuel tank left .....		1		
7	1J4-24162-00	. EMBLEM, fuel tank right .....	1			
	537-24162-00	. EMBLEM, fuel tank right .....		1		
8	322-24611-01	BODY, cap .....	1	1		
9	90430-35122	GASKET .....	1	1		
10	90445-09111	HOSE (129-24311-00) .....	1	1		
11	90480-25135	GROMMET (322-24182-00) .....	1	1		
12	90209-08098	WASHER (341-83348-00) .....	1	1		
13	97301-08015	BOLT .....	1	1		
14	92901-08100	WASHER, spring .....	1	1		
15	156-24181-00	DAMPER, locating .....	2	2		
16	483-24181-01	DAMPER, locating rear .....	2	2		
17	322-24500-02	FUEL COCK ASS'Y .....	1	1		
18	90445-11290	HOSE .....	1	1		
19	90467-10008	CLIP (143-24356-00) .....	2	2		

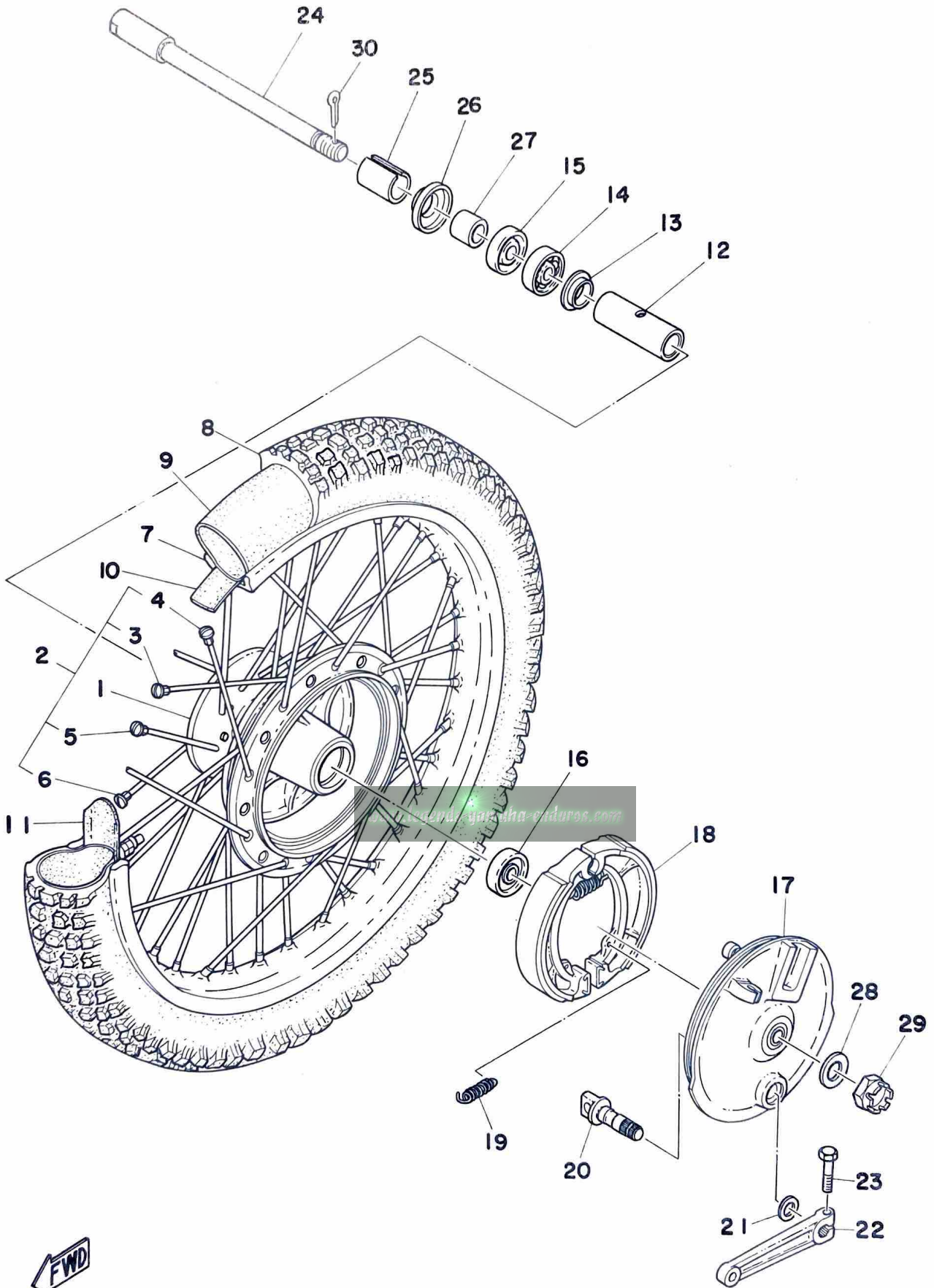
Fig. 24 SEAT



Ref. No.	Parts No.	Description	Q'ty		Applicable Machine No.	Remarks
			100	125		
24- 1	537-24770-00	SEMI DOUBLE SEAT ASS'Y	1	1		
2	537-24771-00	. COVER, seat	1	1		
3	97301-06015	BOLT, hexagon	2	2		
4	92901-06100	WASHER, spring	2	2		
5	92901-06600	WASHER, plate	2	2		
6	483-21621-00	FLAP	1	1		
7	537-21615-00	WASHER, special 1	1	1		
8	537-21616-00	WASHER, special 2	1	1		
9	92501-06015	SCREW, panhead	3	3		
10	92901-06100	WASHER, spring	3	3		
11	322-24748-00	BRACKET, front	1	1		
12	509-24738-01	BRACKET, seat rear	2	2		
13	97301-06012	BOLT, hexagon	6	6		
14	92901-06100	WASHER, spring	6	6		
15	509-24724-00	DAMPER, seat	4	4		

[www.legends-yamaha-enduros.com](http://www.legends-yamaha-enduros.com)

Fig. 25 FRONT WHEEL

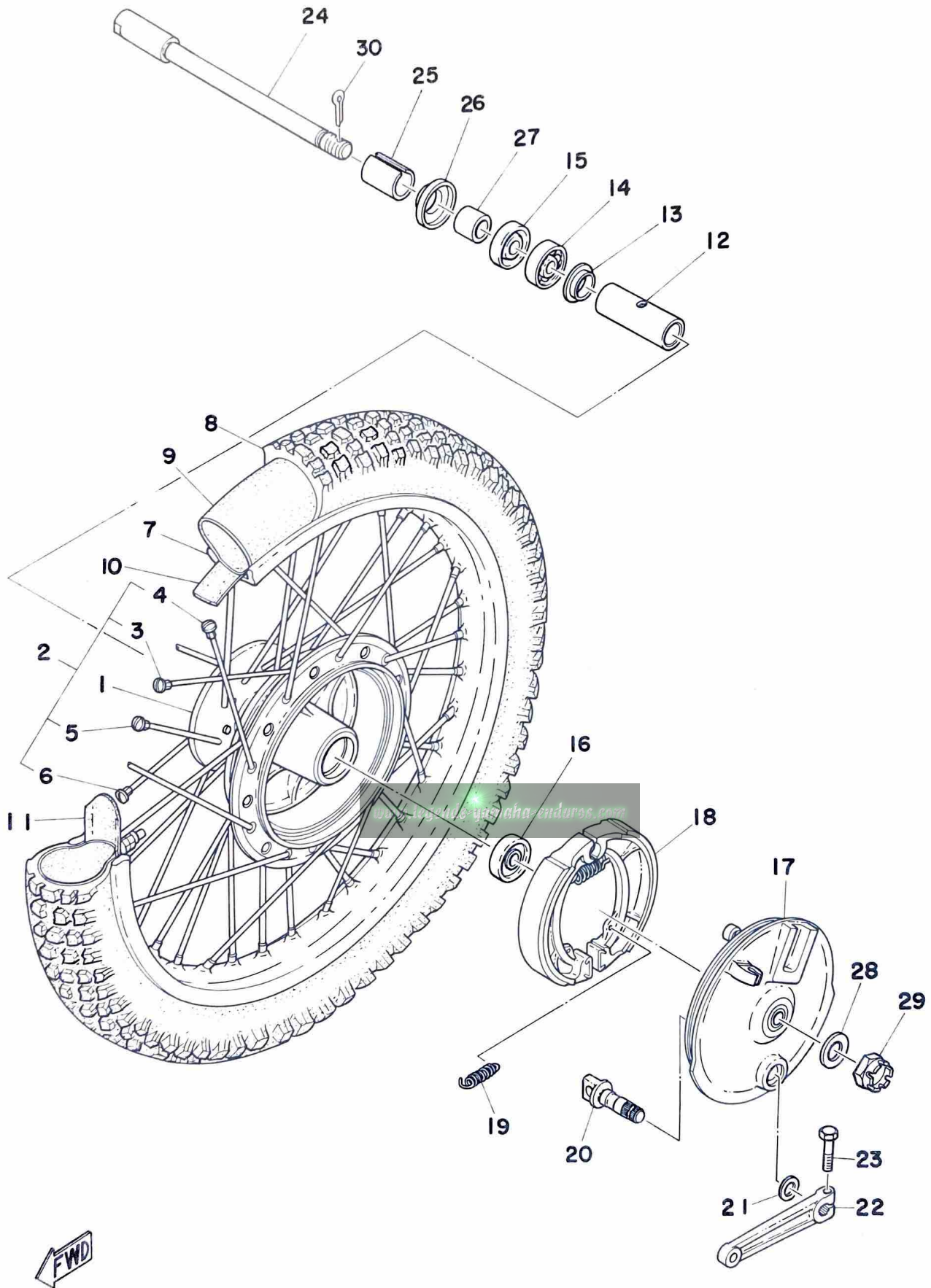


FWD

Ref. No.	Parts No.	Description	Q'ty		Applicable Machine No.	Remarks
			100	125		
25- 1	322-25111-00-98	HUB, front	1	1		Frosting Black
2	322-25104-00	SPOKE SET	1s	1s		
3	322-25196-90	. SPOKE SET, inner left (10PCS)	1s	1s		
4	322-25197-90	. SPOKE SET, outer left (10PCS)	1s	1s		
5	322-25179-90	. SPOKE SET, inner right (10PCS)	1s	1s		
6	322-25189-90	. SPOKE SET, outer right (10PCS)	1s	1s		
7	94416-21104	RIM, front (1.60A-21A1)	1	1		
8	94127-21216	TIRE, front (2.75-21-4PR)	1			
	94130-21096	TIRE, front (3.00-21-4PR)		1		
9	94227-21069	TUBE, front (2.75-21)	1			
	94230-21038	TUBE, front (3.00-21)		1		
10	94327-21024	BAND, rim (3.00-21)	1	1		
11	214-25194-00	SPACER, bead	2	1		
12	90560-15116	SPACER (322-25117-00)	1	1		
13	146-25116-00	FLANGE, spacer	1	1		
14	93306-20205	BEARING (6202)	1	1		
15	93102-20009	OIL SEAL (SD-20-35-7)	1	1		
16	93306-20203	BEARING (6202RS)	1	1		
17	322-25121-00-98	PLATE, brake shoe	1			Low Gloss Black
	483-25121-00-98	PLATE, brake shoe		1		Low Gloss Black
18	322-25130-00	BRAKE SHOE COMP.	2	2		
19	90506-16036	SPRING, tension (183-25333-00)	2	2		
20	322-25151-00	CAMSHAFT	1	1		
21	137-25159-00	SEAL, camshaft	1	1		
22	322-25155-00	LEVER, camshaft	1	1		
23	97301-06025	BOLT, hexagon	1	1		
24	275-25181-00	SHAFT, wheel	1	1		
25	90387-15116	COLLAR (322-25186-00)	1			
26	322-25118-00	COVER, hub dust	1	1		
27	90387-15418	COLLAR (322-25183-00)	1	1		
28	92901-14200	WASHER, plain	1	1		



Fig. 25 FRONT WHEEL

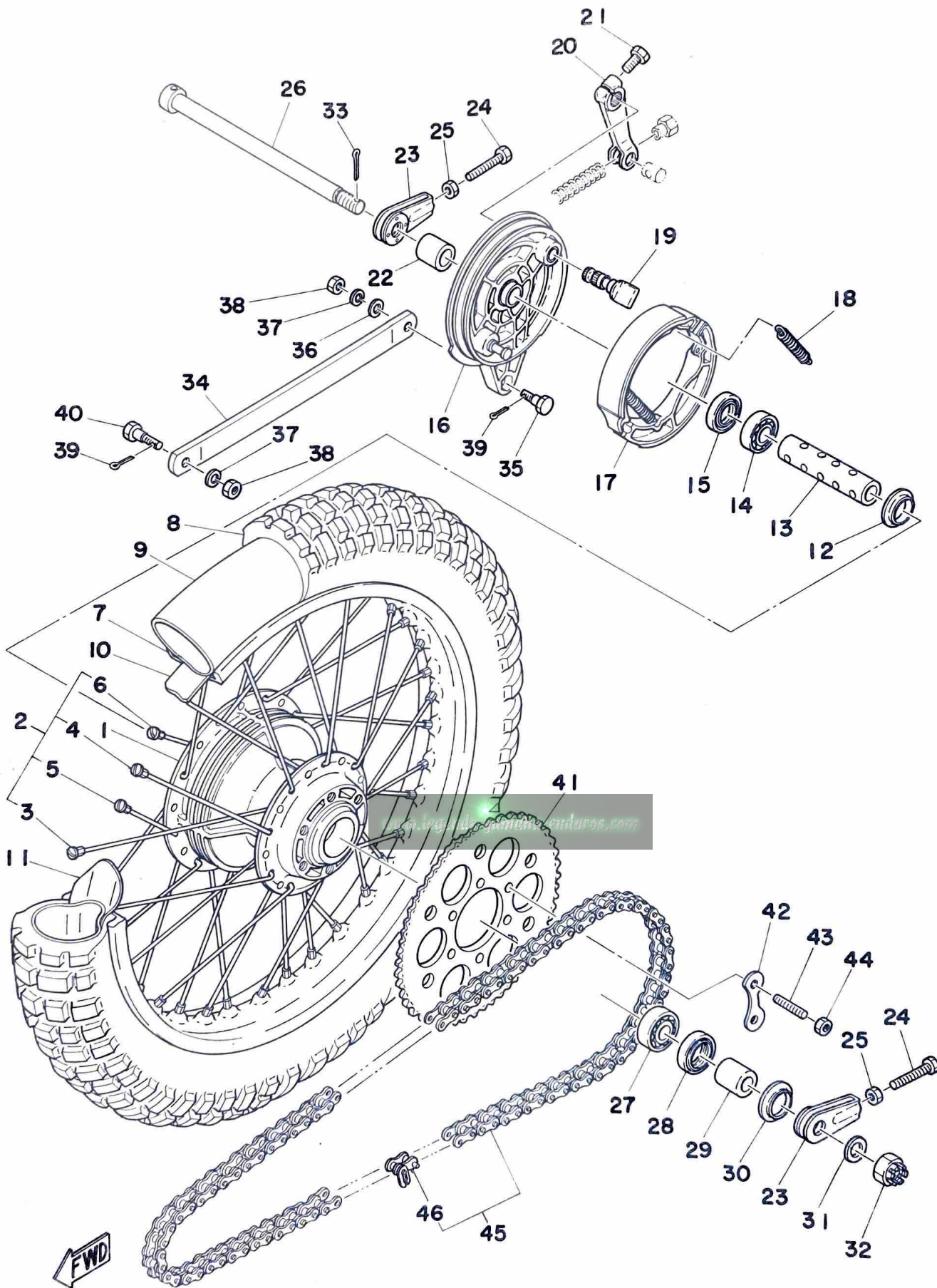


FWD

Ref. No.	Parts No.	Description	Q'ty		Applicable Machine No.	Remarks
			100	125		
25- 29	90171-14006	NUT, castle (214-25182-01) .....	1	1		
30	91401-30030	PIN, cotter .....	1	1		

[www.legends-yamaha-enduros.com](http://www.legends-yamaha-enduros.com)

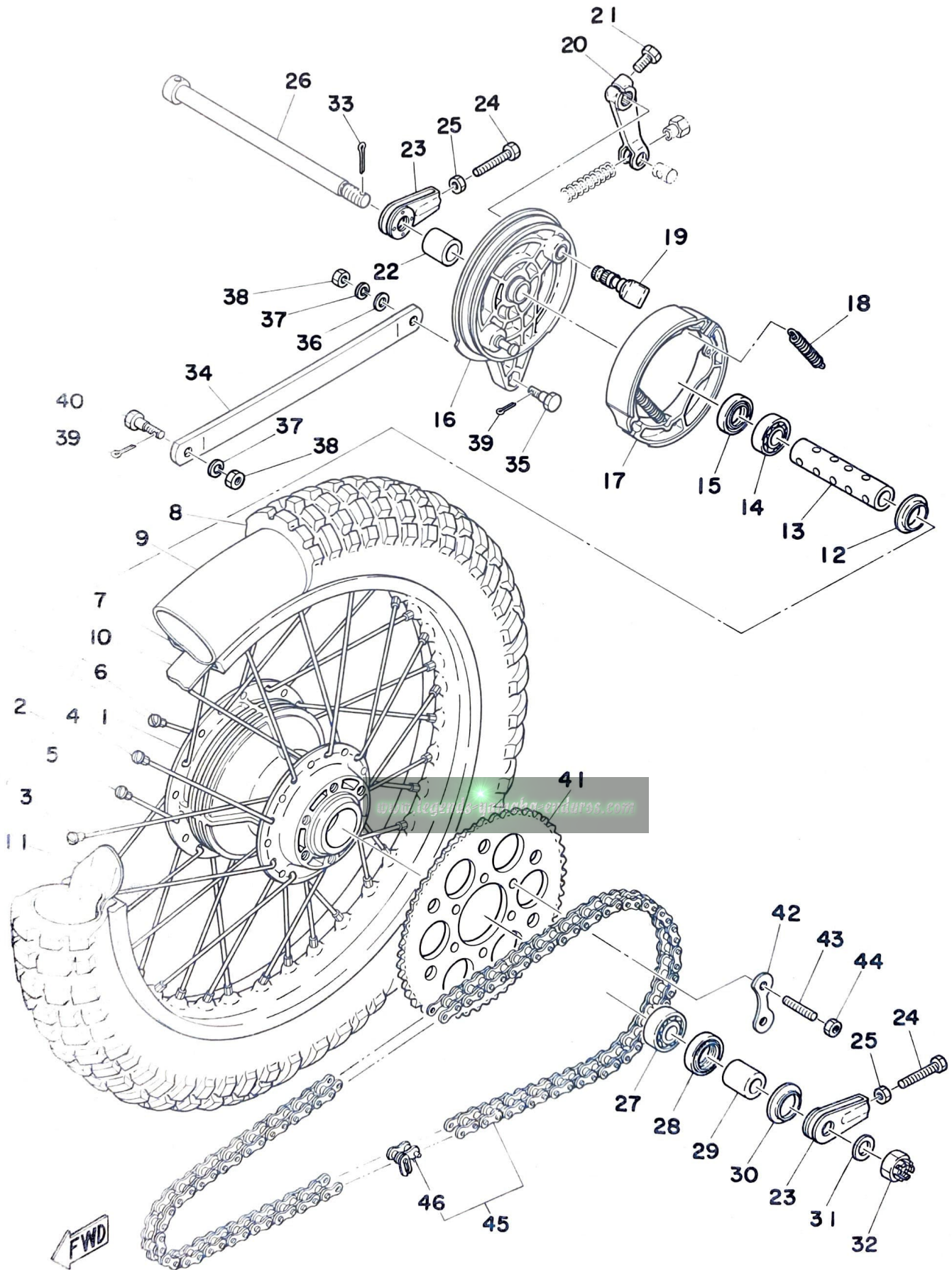
Fig. 26 REAR WHEEL



Ref. No.	Parts No.	Description	Q'ty		Applicable Machine No.	Remarks	
			100	125			
26- 1	1G8-25311-00-98	HUB, rear	1	1			
2	537-25304-00	SPOKE SET	1s	1s			
3	537-25396-90	. SPOKE SET, inner left (10PCS)	.. 1s	1s			
4	537-25397-90	. SPOKE SET, outer left (10PCS)	.. 1s	1s			
5	537-25391-90	. SPOKE SET, inner right (10PCS)	.. 1s	1s			
6	537-25392-90	. SPOKE SET, outer right (10PCS)	.. 1s	1s			
7	94418-18160	RIM, rear (1.85-18)	} U.R 1				
	94418-18161	RIM, rear (1.85-18)					
	94418-18141	RIM, rear (1.85-18)			1		
8	94135-18217	TIRE, rear (3.50-18-4PR)	1				
	944141-18171	TIRE, rear (4.10-18-4PR)		1			
9	94235-18070	TUBE, rear	1				
	94235-18022	TUBE, rear (3.50-18)		1			
10	94335-18054	BAND, rim	1				
	94335-18018	BAND, rim (3.50-18)		1			
11	537-25394-00	SPACER, bead	2	2			
12	148-25115-00	FLANGE, spacer	1	1			
13	401-25317-00	SPACER, bearing	1	1			
14	93306-20204	BEARING (6202Z)	1	1			
15	93104-22018	OIL SEAL (SO-22-35-5)	1	1			
16	248-25321-00	PLATE, brake shoe	1				
	401-25321-00	PLATE, brake shoe		1			
17	183-25330-01	BRAKE SHOE COMP.	2	2			
18	90506-16036	SPRING, tension (183-25333-00)	.. 2	2			
19	401-25351-00	CAMSHAFT	1	1			
20	431-25355-00	LEVER, camshaft	1	1			
21	97301-06025	BOLT, hexagon	1	1			
22	90387-15524	COLLAR	1	1			
23	537-25388-00	PULLER, chain	2	2			
24	90101-08034	BOLT (168-25379-00)	2	2			
25	95301-08700	NUT, hexagon	2	2			
26	537-25381-01	SHAFT, wheel	1	1			



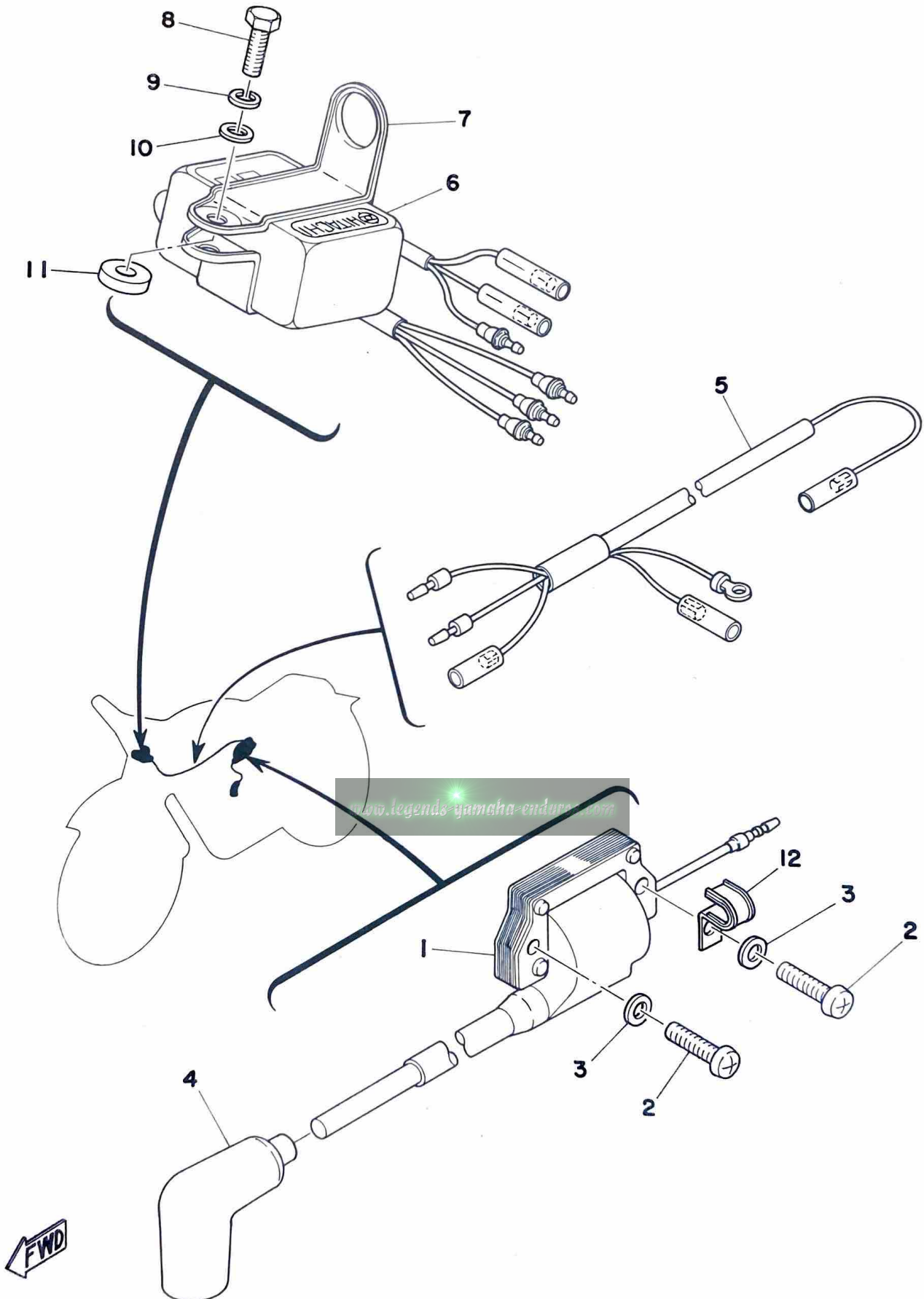
Fig. 26 REAR WHEEL





Ref. No.	Parts No.	Description	Q'ty		Applicable Machine No.	Remarks
			100	125		
26-27	93306-30203	BEARING (6302Z) .....	1	1		
28	93106-26005	OIL SEAL (DD-26-42-8) .....	1	1		
29	90387-15523	COLLAR .....	1	1		
30	401-25367-00	COVER, dust .....	1	1		
31	90201-15238	WASHER, plate .....	1	1		
32	90171-14006	NUT, castle (214-25182-01) .....	1	1		
33	91401-30030	PIN, cotter .....	1	1		
34	537-25371-00	BAR, tension .....	1	1		
35	90109-08406	BOLT .....	1	1		
36	92901-08200	WASHER, plain .....	1	1		
37	92901-08100	WASHER, spring .....	2	2		
38	95301-08700	NUT, hexagon .....	2	2		
39	91401-20012	PIN, cotter .....	2	2		
40	90109-08063	BOLT (109-25373-00) .....	1	1		
41	1J4-25440-00	GEAR, sprocket wheel (40T) .....	1			
	1G8-25446-00	GEAR, sprocket wheel (46T) .....		1		
42	537-25412-00	WASHER, lock .....	3	3		
43	90116-10221	BOLT, stud .....	6	6		
44	95301-10700	NUT, hexagon .....	6	6		
45	94515-20090	CHAIN (90L) .....	1			
	94515-20098	CHAIN (98L) .....		1		
46	94615-20001	. JOINT, chain .....	1	1		

Fig. 27 ELECTRICAL



FWD

Ref. No.	Parts No.	Description	Q'ty		Applicable Machine No.	Remarks
			100	125		
27- 1	537-82310-10	IGNITION COIL ASS'Y .....	1	1		
2	92501-06025	SCREW, panhead .....	2	2		
3	92901-06200	WASHER, plain .....	2	2		
4	294-82370-00	PLUG CAP ASS'Y .....	1	1		
5	1G8-85517-00	WIRE, sub lead .....	1	1		
6	509-85540-10	C.D.I. UNIT ASS'Y .....	1	1		
7	537-85542-00	BRACKET, C.D.I. unit .....	1	1		
8	97301-06020	BOLT, hexagon .....	1	1		
9	92901-06100	WASHER, spring .....	1	1		
10	92901-06600	WASHER, plain .....	1	1		
11	90202-06094	WASHER, plate .....	1	1		
12	90462-05005	CLAMP (363-15485-01) .....	1	1		

[www.legends-yamaha-enduros.com](http://www.legends-yamaha-enduros.com)

# EXCLUSIVE PARTS

[www.legends-yamaha-enduros.com](http://www.legends-yamaha-enduros.com)

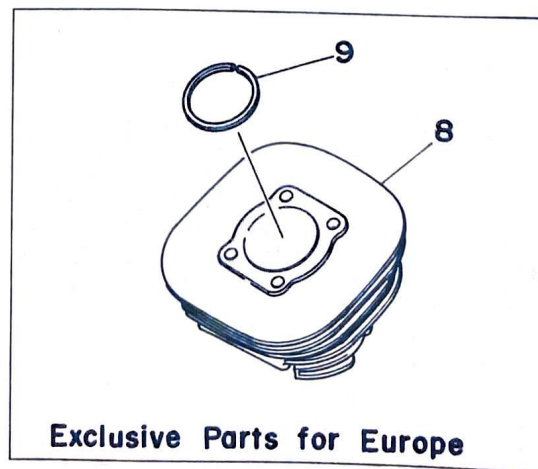
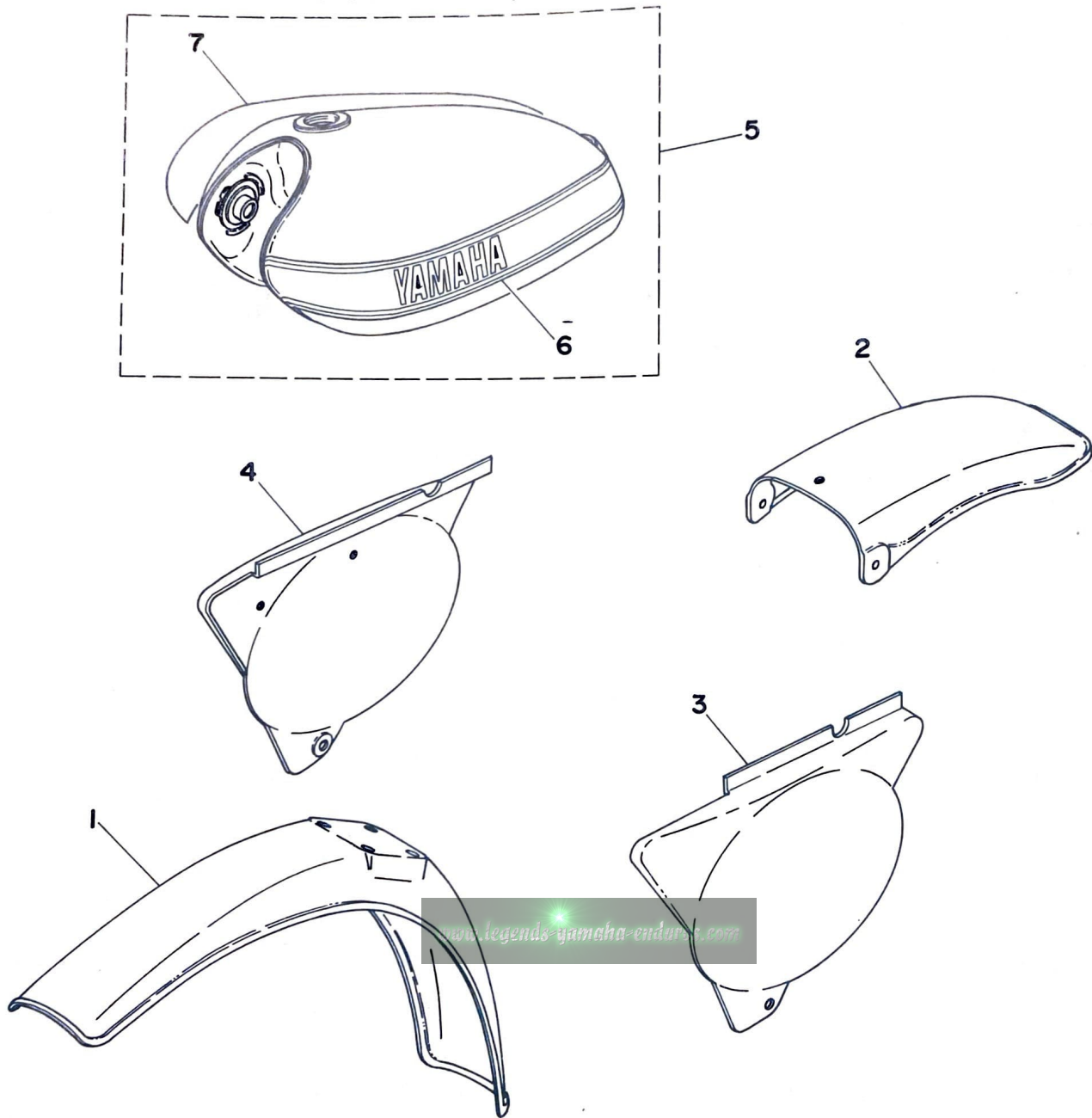
The Parts, which are shown on this section,  
are used exclusively other territory than USA.





# Fig. 28 EXCLUSIVE PARTS FOR GENERAL MARKET

The Parts, which are shown on this section  
are used exclusively other territory than USA



Ref. No.	Parts No.	Description	Q'ty		Applicable Machine No.	Remarks
			100	125		
28- 1	453-21511-00	FENDER, front .....	1	1		White
2	537-21611-10	FENDER, rear .....	1	1		White
3	537-21711-10	COVER, left .....	1	1		White
4	537-21721-10	COVER, right .....	1	1		White
5	537-24110-00-02	FUEL TANK COMP. ....	1	1		Clean White
6	537-24244-10	. GRAPHIC, left .....	1	1		
7	537-24245-10	. GRAPHIC, right .....	1	1		

**EXCLUSIVE PARTS FOR EUROPE**

8	1J8-11311-00	CYLINDER .....		1		Chrome plating
9	240-11611-00	RING, piston .....		1		

[www.legends-yamaha-enduros.com](http://www.legends-yamaha-enduros.com)

# REPAIR KIT

[www.legends-yamaha-enduros.com](http://www.legends-yamaha-enduros.com)



## Fig. 29 REPAIR KIT

Ref. No.	Parts No.	Description	Q'ty		Applicable Machine No.	Remarks
			100	125		
29- 1	1J4-11630-00	PISTON ASS'Y (STD)	.....	1		
	1J4-11630-10	PISTON ASS'Y (1st O.S)	.....	1		
	1J4-11630-20	PISTON ASS'Y (2nd O.S)	.....	1		
	1J4-11630-30	PISTON ASS'Y (3rd O.S)	.....	1		
	1J4-11630-40	PISTON ASS'Y (4th O.S)	.....	1		
	537-11630-00	PISTON ASS'Y (STD)	.....		1	
	537-11630-10	PISTON ASS'Y (1st O.S)	.....		1	
	537-11630-20	PISTON ASS'Y (2nd O.S)	.....		1	
	537-11630-30	PISTON ASS'Y (3rd O.S)	.....		1	
	537-11630-40	PISTON ASS'Y (4th O.S)	.....		1	
2	1J4-11631-00-96	. PISTON (49.96mm STD)	.....	} U.R 1		} Ref. No. 3-8
	1J4-11631-00-97	. PISTON (49.97mm STD)	.....			
	1J4-11635-00	. PISTON (50.25mm 1st O.S)	.....	1		
	1J4-11636-00	. PISTON (50.50mm 2nd O.S)	.....	1		
	1J4-11637-00	. PISTON (50.75mm 3rd O.S)	.....	1		
	1J4-11638-00	. PISTON (51.00mm 4th O.S)	.....	1		
	537-11631-02-96	. PISTON (55.96mm STD)	.....	} U.R 1		} 3-8
	537-11631-02-97	. PISTON (55.97mm STD)	.....			
	537-11635-02	. PISTON (56.25mm 1st O.S)	.....	1		
	537-11636-02	. PISTON (56.50mm 2nd O.S)	.....	1		
	537-11637-02	. PISTON (56.75mm 3rd O.S)	.....	1		
	537-11638-02	. PISTON (57.00mm 4th O.S)	.....	1		

Ref. No.	Parts No.	Description	Q'ty		Applicable Machine No.	Remarks
			100	125		
29- 3	1G9-11611-00	. RING, piston (STD) .....	1			} 3-9
	1G9-11611-10	. RING, piston (1st O.S) .....	1			
	1G9-11611-20	. RING, piston (2nd O.S) .....	1			
	1G9-11611-30	. RING, piston (3rd O.S) .....	1			
	1G9-11611-40	. RING, piston (4th O.S) .....	1			
	401-11611-01	. RING, piston (STD) .....	1			
	401-11611-11	. RING, piston (1st O.S) .....	1			
	401-11611-21	. RING, piston (2nd O.S) .....	1			
	401-11611-31	. RING, piston (3rd O.S) .....	1			
	401-11611-41	. RING, piston (4th O.S) .....	1			
4	1J4-11633-00	. PIN, piston .....	1			3-11
	137-11633-00	. PIN, piston .....	1			3-11
5	93450-17025	. CIRCLIP (137-11634-00) .....	2	2		3-12
6	1G8-11650-00	CONNECTING ROD ASS'Y .....	1	1		
7	1G8-11651-00	. ROD, connecting .....	1	1		3-4
8	248-11681-00	. PIN, crank .....	1	1		3-5
9	93310-422A9	. BEARING, con-rod big end .....	1	1		3-6
10	90209-22071	. WASHER (164-11685-00) .....	2	2		3-7
11	93310-216A3	. BEARING, con-rod small end .....	1	1		3-10
12	1J4-00000-20	GASKET KIT .....	1			
	1G8-00000-20	GASKET KIT .....	1			
13	90430-12038	. GASKET (132-15353-00) .....	1	1		1-8
14	401-15449-00	. RING, rubber .....	1	1		1-11
15	248-11351-00	. GASKET, cylinder .....	1	1		1-17
16	1J4-11181-00	. GASKET, cylinder head .....	1			1-19
	248-11181-00	. GASKET, cylinder head .....	1			1-19
17	1G8-15455-00	. GASKET, crankcase cover left ...	1	1		2-3
18	537-15451-00	. GASKET, crankcase cover right ..	1	1		2-7
19	93210-14104	. O-RING (2.4-13.8) .....	1	1		2-11
20	90430-06016	. GASKET (838-15384-00) .....	1	1		2-13
21	93210-18023	. O-RING (1.2-17.6) .....	1	1		3-19
22	93210-10096	. O-RING (2.4-9.8) .....	1	1		4-21



## Fig. 29 REPAIR KIT

Ref. No.	Parts No.	Description	Q'ty		Applicable Machine No.	Remarks
			100	125		
29-23	137-15353-00	. GASKET, drain plug	1	1		6-8
24	314-13621-02	. PACKING, valve seat	1			9-26
	311-13621-01	. PACKING, valve seat		1		9-26
25	537-14184-00	. GASKET, float chamber	1			10-12
	483-14184-00	. GASKET, float chamber		1		11-12
26	248-14623-00	. GASKET	1	1		12-2
27	152-14613-00	. GASKET, exhaust pipe	1	1		12-4
28	1G8-00000-60	OIL SEAL KIT	1	1		
29	93102-25144	. OIL SEAL (MHSA-25-40-8)	1	1		3-15
30	93103-28100	. OIL SEAL (MHSD-28-40-8)	1	1		3-18
31	93104-14004	. OIL SEAL (SO-14-25-5)	1	1		4-19
32	93102-26042	. OIL SEAL (SD-26-38-5)	1	1		5-31
33	93109-12012	. OIL SEAL (SDO-12-19-5)	1	1		7-4
34	93101-12060	. OIL SEAL (S-12-21-4)	1	1		7-13
35	93101-17062	. OIL SEAL (S-17-25-4)	1	1		8-17

[www.legends-yamaha-enduros.com](http://www.legends-yamaha-enduros.com)

# NUMERICAL INDEX

[www.legends-yamaha-enduros.com](http://www.legends-yamaha-enduros.com)



# NUMERICAL INDEX

Ref No.	Parts No.	Ref No.	Parts No.	Ref No.	Parts No.
29-12	1G8-00000-20	20-19	1G8-23110-L0	3- 8	1J4-11631-00-97
29-27	1G8-00000-60	20- 2	1G8-23126-L0	3- 8	1J4-11631-00-96
1-18	1G8-11311-00	20- 7	1G8-23136-L0	3-11	1J4-11633-00
3- 1	1G8-11400-00	20- 5	1G8-23144-L0	3- 8	1J4-11635-00
29- 6	1G8-11650-00	20-11	1G8-23144-L0	3- 8	1J4-11636-00
3- 4	1G8-11651-00	20- 6	1G8-23148-L0	3- 8	1J4-11637-00
9-20	1G8-13565-01	20-12	1G8-23148-L0	3- 8	1J4-11638-00
11- 1	1G8-14101-00	20-20	1G8-23170-L0	9-20	1J4-13565-00
11-38	1G8-14123-00	20-15	1G8-23191-L0	10- 1	1J4-14101-00
11- 5	1G8-14153-00	20-51	1G8-23319-00	12- 1	1J4-14610-00
9-29	1G8-14412-10	20-31	1G8-23345-L0-98	4- 1	1J4-16301-00
9-30	1G8-14422-10	21- 9	1G8-23435-00-98	4- 4	1J4-16371-00
9- 3	1G8-14453-00	20-48	1G8-23485-00	15- 1	1J4-22110-00-33
12- 1	1G8-14610-00	26- 1	1G8-25311-00-98	23- 6	1J4-24161-00
12-22	1G8-14752-10	26-41	1G8-25446-00	23- 7	1J4-24162-00
12- 9	1G8-14753-00	22- 1	1G8-26111-00	26-41	1J4-25440-00
12-21	1G8-14753-10	22-21	1G8-26311-00	15-11	1K7-22153-00-33
2-10	1G8-15362-00	22-25	1G8-26335-00	13-10	109-81328-10
2- 1	1G8-15411-00	22-27	1G8-26341-00	4- 3	122-16164-00
2- 2	1G8-15421-00	17-16	1G8-27231-00	19-32	122-23119-01
2- 3	1G8-15455-00	13- 1	1G8-85500-10	20-17	122-23119-01
8- 1	1G8-15611-00-33	27- 5	1G8-85517-00	20-46	122-23119-01
8- 2	1G8-15621-00-33	13- 2	1G8-85550-10	19-33	122-23129-00
3-21	1G8-16111-00	3- 9	1G9-11611-00	20-47	122-23129-00
4- 2	1G8-16150-00	3- 9	1G9-11611-10	21- 6	122-23411-00
4- 1	1G8-16301-00	3- 9	1G9-11611-20	21- 4	122-23412-00
4- 4	1G8-16371-00	3- 9	1G9-11611-30	11-33	127-14161-00
5- 1	1G8-17411-00	3- 9	1G9-11611-40	11-11	127-14186-00
5-33	1G8-17461-10	29-12	1J4-00000-20	3-13	132-11561-00-03
5-33	1G8-17461-20	1-20	1J4-11111-00	3-13	132-11561-00-05
5-33	1G8-17461-30	1-19	1J4-11181-00	7- 2	132-18113-01
14- 1	1G8-21110-01-33	1-18	1J4-11311-00	3-16	136-11561-00-03
15- 1	1G8-22110-01-33	29- 1	1J4-11630-00	3-16	136-11561-00-04
15-18	1G8-22153-01	29- 1	1J4-11630-10	3-16	136-11561-00-05
15-16	1G8-22179-00	29- 1	1J4-11630-20	3-16	136-11561-00-06
16- 1	1G8-22210-00	29- 1	1J4-11630-30	3-16	136-11561-00-07
20- 1	1G8-23101-L0	29- 1	1J4-11630-40	3-16	136-11561-00-08

# NUMERICAL INDEX

Ref No.	Parts No.	Ref No.	Parts No.	Ref No.	Parts No.
3-11	137-11633-00	19- 9	214-23146-00	19- 8	278-23145-51
11-37	137-14134-00	19- 5	214-23156-00	19-35	278-23158-50
10- 3	137-14143-36	19-10	214-23156-00	19-34	278-23181-50
10- 3	137-14143-38	25-11	214-25194-00	20-44	278-23181-50
10- 3	137-14143-40	22- 4	214-82910-03	10- 8	280-14185-00
11- 3	137-14143-60	22- 5	214-82911-01	10- 9	280-14187-00
11- 3	137-14143-62	22- 6	214-83912-01	19-21	291-23111-60
11- 3	137-14143-64	22- 8	214-83913-00	19-36	291-23167-60
6- 8	137-15353-00	22-14	214-83913-00	20-41	291-23167-60
4- 6	137-16325-70	22-10	233-82920-03	19-18	292-23144-00
4-10	137-16356-00	22-11	233-82921-31	27- 4	294-82370-00
5-28	137-17417-00-05	22-12	233-83922-31	1-14	304-15128-00
25-21	137-25159-00	11-21	239-14116-15	11-41	310-14175-00
25-13	146-25116-00	11-19	239-14141-48	11-13	310-14181-16
26-12	148-25115-00	11- 4	239-14172-20	11- 9	310-14185-00
12- 4	152-14613-00	11- 6	239-14190-33	11-10	310-14187-00
21- 1	156-23411-00	11- 7	239-14195-00	10-40	310-14196-00
21- 3	156-23412-00	20-30	240-23114-00	11-45	310-14197-00
23-15	156-24181-00	1-19	248-11181-00	9-21	311-13610-01
22-29	156-26347-00	1-17	248-11351-00	9-22	311-13613-00
10-26	164-14137-00	3- 5	248-11681-00	9-23	311-13616-01
11-22	164-14137-00	12- 2	248-14623-00	9-26	311-13621-01
5-24	164-17427-00-06	8-11	248-15654-00	10-29	312-14158-00
21-17	164-23462-00	26-16	248-25321-00	11-18	313-14146-00
10- 5	168-14190-28	11-40	256-14135-00	9-26	314-13621-02
10-21	174-14137-00	8-18	257-15668-00	8-10	315-15641-00
10-33	174-14171-00	6-11	257-18531-00	21- 9	321-23435-01-98
11-39	174-14171-00	10-25	275-14116-10	18- 5	322-21541-00
10-41	183-14197-01	11-42	275-14175-00	19-23	322-23341-00
26-17	183-25330-01	25-24	275-25181-00	20-32	322-23341-00
10- 2	193-14142-40	12- 3	276-14612-10	19-24	322-23356-00
11- 2	193-14142-60	10-14	278-14117-00	20-33	322-23356-00
11-34	204-14122-00	10-23	278-14141-52	19-26	322-23357-00
10-19	214-14147-00	19- 7	278-23128-50	20-34	322-23357-00
10- 6	214-14195-00	20- 8	278-23128-50	19-42	322-23395-00
19-20	214-23114-00	19-16	278-23142-50	19-39	322-23485-00
19- 4	214-23146-00	19- 3	278-23145-51	23-17	322-24500-02



# NUMERICAL INDEX

Ref No.	Parts No.	Ref No.	Parts No.	Ref No.	Parts No.
23- 8	322-24611-01	9-22	401-13613-00	16- 4	483-22413-02
24-11	322-24748-00	1-28	401-15317-00	16- 7	483-22419-01
25- 2	322-25104-00	1-10	401-15419-01	16-19	483-22431-00
25- 1	322-25111-00-98	1-11	401-15449-00	16-23	483-22436-00
25-26	322-25118-00	8-15	401-15666-00	16-14	483-22458-00
25-17	322-25121-00-98	8-13	401-15676-00	16-33	483-22472-01
25-18	322-25130-00	7- 5	401-18102-00	16-29	483-22473-00
25-20	322-25151-00	7- 7	401-18151-00	16-27	483-22483-02
25-22	322-25155-00	7-10	401-18152-01	16-41	483-22492-01
25- 5	322-25179-90	7- 6	401-18155-01	21-19	483-23318-00
25- 6	322-25189-90	7- 9	401-18178-00	19-22	483-23345-00-98
25- 3	322-25196-90	7- 8	401-18334-00	23-16	483-24181-01
25- 4	322-25197-90	14-14	401-21787-00	25-17	483-25121-00-98
22-20	322-26243-00	15- 6	401-22127-00	22- 1	483-26111-00
22-16	322-26281-00	15- 3	401-22128-01	22-27	483-26341-01
22-17	322-26282-00	21-14	401-23441-00-98	11-46	493-14196-00
13-14	322-85553-10	26-13	401-25317-00	15-19	493-22178-01
13-15	322-85554-10	26-16	401-25321-00	1-26	498-15371-00
1-30	328-15316-00	26-19	401-25351-00	19- 2	498-23126-00
19-17	341-23118-50	26-30	401-25367-00	19- 6	498-23136-00
14-19	341-26397-01	14-18	401-28100-11	11-14	500-14115-00
22-34	341-26397-01	18- 1	402-21511-00	10-34	500-14135-00
9-23	345-13616-70	15- 4	403-22124-00	11-20	509-14112-35
10-22	354-14147-00	12- 7	409-14684-00	11-26	509-14136-00
10-31	360-14124-20	19-40	431-23486-02	11-29	509-14158-00
11-31	360-14124-20	20-49	431-23486-02	11-23	509-14274-00
11-27	363-14131-00	26-20	431-25355-00	9- 9	509-14457-00
6-15	363-18535-00	22-22	431-26329-00	16-40	509-22213-01
22- 3	363-83976-00	19-31	434-23319-00	16-21	509-22405-00
22-26	382-26372-01	21-18	434-23319-00	16-12	509-22406-00
22-28	382-26372-01	22-33	437-83936-00	16- 2	509-22411-01
3- 9	401-11611-01	17- 1	456-27311-00	16- 3	509-22412-00
3- 9	401-11611-11	11- 8	483-14146-00	16-22	509-22435-01
3- 9	401-11611-21	11-12	483-14184-00	16-13	509-22453-01
3- 9	401-11611-31	24- 6	483-21621-00	16-16	509-22471-01
3- 9	401-11611-41	15-22	483-22128-00	16-35	509-22481-02
9-21	401-13610-00	16-38	483-22214-01	16-25	509-22482-02



# NUMERICAL INDEX

Ref No.	Parts No.	Ref No.	Parts No.	Ref No.	Parts No.
19- 1	509-23101-01	4- 2	525-16150-00	10-10	537-14186-00
19-15	509-23124-01	4- 7	525-16351-00	9- 1	537-14411-00
19-14	509-23141-01	4-15	525-16357-00	9- 6	537-14412-00
20-24	509-23147-L0	4-16	525-16380-00	9-17	537-14417-00
20- 3	509-23145-L0	5-12	525-17471-00	9- 2	537-14421-00
20- 9	509-23145-L0	7-14	525-18101-01	9- 5	537-14450-00
20- 4	509-23146-L0	6-12	525-18512-00	9- 3	537-14453-01
20-10	509-23146-L0	6-16	525-18513-00	12-11	537-14771-01
20-45	509-23158-L0	6- 1	525-18541-00	12-10	537-14788-00
20-26	509-23163-L0	6- 3	525-18561-00	1- 1	537-15111-00
19-12	509-23171-00	1-20	537-11111-00	1- 2	537-15121-00
19-13	509-23170-01	1-31	537-11161-00	2- 6	537-15431-01
20-18	509-23173-L0	3- 2	537-11412-00	2- 7	537-15451-00
20-21	509-23180-L0	29- 1	537-11630-00	4- 5	537-16321-00
20-28	509-23184-L0	29- 1	537-11630-10	4- 7	537-16351-00
20-29	509-23185-L0	29- 1	537-11630-20	5- 7	537-17121-00
20-25	509-23187-L0	29- 1	537-11630-30	5- 5	537-17131-01
20-22	509-23188-L0	29- 1	537-11630-40	5- 2	537-17151-00
20-23	509-23189-L0	3- 8	537-11631-02-96	5- 6	537-17161-00
20-27	509-23190-L0	3- 8	537-11631-02-97	5-23	537-17211-00
20-16	509-23192-L0	3- 8	537-11635-02	5-15	537-17221-01
20-40	509-23319-00	3- 8	537-11636-02	5-20	537-17231-02
20-14	509-23489-L0	3- 8	537-11637-02	5-19	537-17241-02
24-15	509-24724-00	3- 8	537-11638-02	5-22	537-17251-01
24-12	509-24738-01	10-24	537-14112-20	5-18	537-17261-01
22- 2	509-26241-00	10-13	537-14115-00	5-14	537-17421-00
22-19	509-26242-00	10-17	537-14122-00	7- 1	537-18111-01-33
20-56	509-26393-00	10-28	537-14131-00	6-19	537-18140-00
27- 6	509-85540-10	10-27	537-14136-00	6-17	537-18511-00
3- 3	525-11422-00	10- 7	537-14146-00	14- 8	537-21471-00
10-20	525-14123-00	10- 4	537-14153-70	24- 7	537-21615-00
10-32	525-14169-00	10-18	537-14161-00	24- 8	537-21616-00
11-32	525-14169-00	10-39	537-14162-00	18- 7	537-21611-00
1-24	525-15441-01	10-38	537-14175-00	14-11	537-21711-00
5-27	525-15651-00	10-37	537-14178-00	14-12	537-21721-00
8- 8	525-15660-00	10-11	537-14181-00	14-13	537-21732-00
3-21	525-16111-00	10-12	537-14184-00	15- 2	537-22141-00

# NUMERICAL INDEX

Ref No.	Parts No.	Ref No.	Parts No.	Ref No.	Parts No.
15- 7	537-22151-00	1-32	576-11161-00	25-29	90171-14006
23- 1	537-24110-00-01	1-33	576-11162-00	26-32	90171-14006
23- 1	537-24110-00-03	20-13	583-23318-00	17-22	90179-06176
23- 6	537-24161-00	21- 7	583-23416-01	1-22	90179-08025
23- 7	537-24162-00	10-30	802-14161-00	22-23	90179-08148
23- 2	537-24244-00	11-30	802-14161-00	3-24	90179-12044
23- 3	537-24245-00	10-35	802-14173-00	4-22	90179-12197
23- 4	537-24246-00	11-44	802-14173-00	5-35	90179-16018
23- 5	537-24247-00	10-36	802-14174-00	16-42	90179-16189
24- 1	537-24770-00	11-43	802-14174-00	21- 8	90179-25033
24- 2	537-24771-00	11-35	812-14147-00	16-11	90179-44068
14-17	537-25139-00	11-36	812-14235-00	14- 6	90185-08054
26- 2	537-25304-00	26-24	90101-08034	20-42	90185-08054
26-34	537-25371-00	17- 2	90102-10006	15- 9	90185-12046
26-26	537-25381-01	14- 3	90105-08022	16-17	90185-12061
26-23	537-25388-00	14- 2	90105-08024	13-18	90201-06045
26- 5	537-25391-90	14- 4	90105-10037	14-16	90201-06067
26- 6	537-25392-90	21-10	90105-14060	18- 4	90201-06067
26-11	537-25394-00	6-20	90109-06001	18-10	90201-06067
26- 3	537-25396-90	26-40	90109-08063	12-14	90201-07081
26- 4	537-25397-90	15-23	90109-08300	21-12	90201-08083
26-42	537-25412-00	19-27	90109-08397	22-31	90201-08083
22-21	537-26311-00	20-36	90109-08397	12-17	90201-08113
22-25	537-26335-00	26-35	90109-08406	15-24	90201-08439
17-13	537-27211-02-33	6- 9	90109-14385	19-28	90201-08544
17-16	537-27231-00	1-16	90116-08064	19-37	90201-08544
27- 1	537-82310-10	26-43	90116-10221	7-12	90201-12183
27- 7	537-85542-00	22-24	90123-08046	1-21	90201-12362
11-15	558-14147-00	7-17	90149-08096	16-24	90201-12525
12-15	565-14747-00	4-20	90149-12097	4-18	90201-14217
17- 7	565-27421-00	4- 9	90159-05011	16-45	90201-14222
17- 6	565-27411-00	7-18	90170-08029	16-44	90201-14582
13- 3	565-85510-10	19-38	90170-08176	8- 3	90201-15234
13- 9	565-85515-10	19-30	90170-08180	26-31	90201-15238
13- 4	565-85566-10	20-37	90170-08180	5-10	90201-15563
13- 5	565-85567-10	4-11	90170-14171	5-10	90201-15564
1-34	576-11127-00	17- 3	90171-10012	4-14	90201-17543



# NUMERICAL INDEX

Ref No.	Parts No.	Ref No.	Parts No.	Ref No.	Parts No.
5- 3	90201-20266	23- 9	90430-35122	7-16	90508-25273
5- 9	90201-20266	1-27	90445-07177	8-14	90508-26041
5-16	90201-22555	23-10	90445-09111	15-15	90508-32140
27-11	90202-06094	23-18	90445-11290	17-14	90508-45290
16-37	90202-22091	9-19	90460-43053	25-12	90560-15116
3-23	90208-12015	9-19	90460-49058	4-13	90560-17147
14- 5	90209-08050	19-19	90460-54061	16-26	90560-18143
23-12	90209-08098	9-18	90460-54062	2- 4	91316-06025
5-21	90209-18135	9-18	90460-64065	2- 5	91316-06030
3- 7	90209-22071	12-20	90461-06015	2- 9	91316-06030
7-19	90215-08014	27-12	90462-05005	1- 5	91316-06050
4-12	90215-14122	23-19	90467-10008	1- 6	91316-06060
5-34	90215-16124	9-10	90467-14015	1- 7	91316-06070
17-17	90240-06006	8- 9	90468-26048	8- 7	91316-08025
22-30	90240-08012	9-15	90480-05169	15-26	91401-20012
17-21	90249-12008	9-11	90480-14102	22-32	91401-20012
6-14	90250-06013	9-16	90480-20170	26-39	91401-20012
3-25	90280-03017	23-11	90480-25135	17- 4	91401-20025
3-22	90282-05005	17-20	90501-10245	17-12	91401-25012
6-18	90338-10063	8- 5	90501-12081	17-19	91401-25012
6-10	90338-20023	6- 7	90501-12083	16-34	91401-25015
1- 9	90340-12005	4- 8	90501-20361	16-36	91401-30020
16- 8	90382-12019	16-18	90501-29327	25-30	91401-30030
15- 5	90386-18028	16-39	90501-85402	26-33	91401-30030
18- 6	90387-06388	16-39	90501-85423	17-10	91701-08042
9-12	90387-07391	16-39	90501-85424	1- 4	91810-02015
12-16	90387-08258	16-39	90501-85425	2- 8	91810-02015
16- 9	90387-12493	16-39	90501-85426	1- 3	91810-19020
16-43	90387-14274	7-15	90506-09009	5-13	92501-06012
25-25	90387-15116	6-21	90506-09112	24- 9	92501-06015
25-27	90387-15418	25-19	90506-16036	13-16	92501-06020
26-29	90387-15523	26-18	90506-16036	27- 2	92501-06025
26-22	90387-15524	12- 8	90507-20012	9- 4	92501-06030
3-20	90387-20488	17- 5	90507-29021	1-15	92501-08010
5-32	90387-20503	4-17	90508-14132	2-12	92506-06008
2-13	90430-06016	17- 8	90508-18298	1-13	92506-06015
1- 8	90430-12038	17- 9	90508-18299	9-24	92901-03100

# NUMERICAL INDEX

Ref No.	Parts No.	Ref No.	Parts No.	Ref No.	Parts No.
11-25	92901-03100	23-14	92901-08100	25-14	93306-20205
10-16	92901-04100	26-37	92901-08100	5-30	93306-20402
13-12	92901-04100	17-11	92901-08200	3-14	93306-20529
13-13	92901-04200	26-36	92901-08200	26-27	93306-30203
6- 4	92901-05100	20-39	92901-08600	5-11	93306-30304
11-17	92901-05100	20-43	92901-08600	3-17	93306-30405
13- 7	92901-05100	14- 7	92901-10100	3-10	93310-216A3
15-21	92901-05100	19-25	92901-10100	3- 6	93310-422A9
20-54	92901-05100	20-35	92901-10100	5-26	93311-31515
20-55	92901-05200	15- 8	92901-12100	5- 8	93311-31522
13- 8	92901-05200	25-28	92901-14200	8-16	93410-17008
9-13	92901-06100	7-13	93101-12060	5- 4	93410-20038
12- 6	92901-06100	8-17	93101-17062	5-17	93410-22039
12-13	92901-06100	25-15	93102-20009	8-12	93410-30012
12-24	92901-06100	16-32	93102-22141	16-15	93420-35003
15-13	92901-06100	3-15	93102-25144	6-13	93430-08006
18- 3	92901-06100	5-31	93102-26042	7-11	93430-08006
18- 9	92901-06100	3-18	93103-28100	15-17	93430-10015
21-21	92901-06100	4-19	93104-14004	17-15	93430-10015
24- 4	92901-06100	26-15	93104-22018	8- 4	93430-10016
24-10	92901-06100	16-31	93104-22052	5-25	93440-15012
24-14	92901-06100	26-28	93106-26005	5-29	93440-15012
27- 9	92901-06100	7- 4	93109-12012	3-12	93450-17025
9- 8	92901-06200	16- 6	93210-06001	19-11	93450-30033
9-28	92901-06200	4-21	93210-10096	21- 2	93501-04011
12-25	92901-06200	1-29	93210-11073	21- 5	93503-16010
13-17	92901-06200	2-11	93210-14104	6- 6	93505-16006
17-18	92901-06200	3-19	93210-18023	8- 6	93507-32009
27- 3	92901-06200	16-30	93210-22265	1-12	93603-12007
14-10	92901-06600	16-28	93210-31264	6- 2	93604-22050
21-22	92901-06600	16-20	93210-31266	15-10	93700-06005
24- 5	92901-06600	11-28	93210-40289	25- 8	94127-21216
27-10	92901-06600	16-10	93210-42263	25- 8	94130-21096
12-18	92901-08100	19-41	93210-99184	26- 8	94135-18217
19-29	92901-08100	20-50	93210-99184	26- 8	94141-18171
20-38	92901-08100	25-16	93306-20203	25- 9	94227-21069
21-16	92901-08100	26-14	93306-20204	25- 9	94230-21038





[www.legends-yamaha-enduros.com](http://www.legends-yamaha-enduros.com)



**YAMAHA MOTOR CO., LTD.**

**PRINTED IN JAPAN**

**First edition Nov., 1975**

**(LIT-10011-G8-00)(1G8-28198-60)**