



YAMAHA

PARTS LIST

MODEL DT125C

www.legends-yamaha-enduros.com

NOTICE

ALL PART NUMBERS CONTAINED IN THIS CATALOGUE ARE COMPRISED OF TEN DIGITS. WHEN ORDERING, PLEASE ADD TWO ZEROS TO THE END OF EACH PART NUMBER REQUIRED TO CONVERT THE TEN DIGITS INTO THE NEW TWELVE DIGIT NUMBERS.

YAMAHA MOTOR CO., LTD.

COPY RIGHT: ALL RIGHTS RESERVED
NO PART OF THIS PUBLICATION MAY BE REPRODUCED WITHOUT PERMISSION.

YAMAHA

PARTS LIST

MODEL DT125C

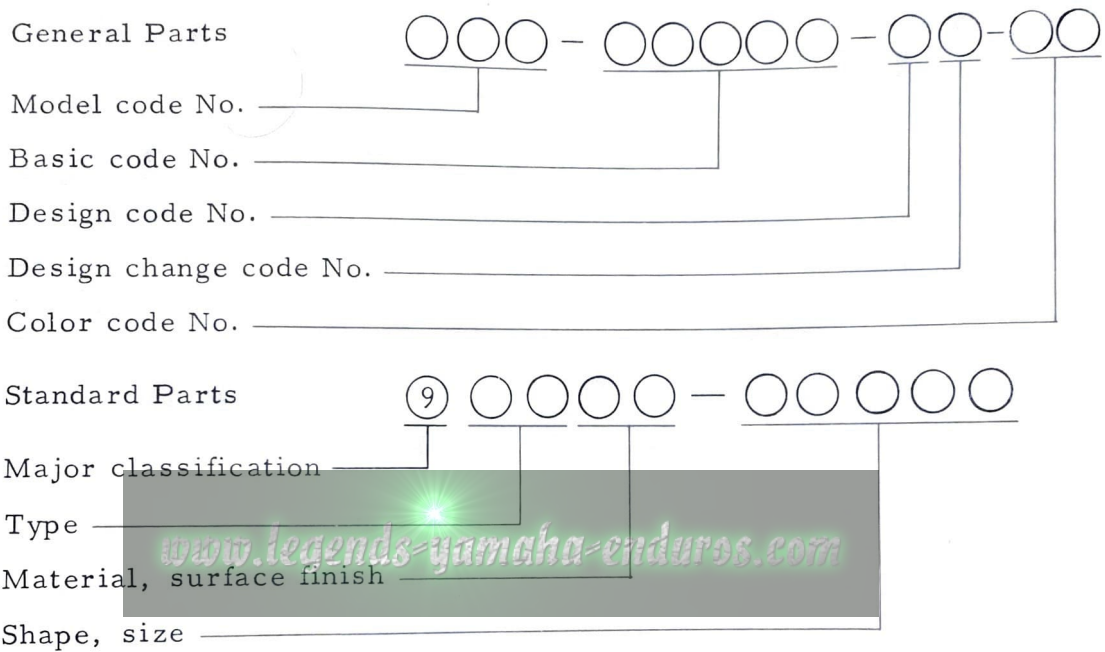
www.legends-yamaha-enduros.com

FOREWORD

This Parts List relates to the parts in use for the YAMAHA DT125C. When you are ordering replacement parts for the YAMAHA DT125C, refer to this Parts List and quote both part numbers and part names correctly.

1. Structure of Part No.

Yamaha parts are divided largely into two categories; general parts and standard parts, and each part No. has the following structure:



Note: Every standard No. begins with 9.

2. How to Use this Parts List

(1) Except for steel balls (whose size is indicated in inches), the size of all parts is indicated in millimeters in the following manner.

- Hose (rubber or vinyl) Inside diameter - length
- O-ring Section area - inside diameter
- Washer, shim, collar Inside diameter - outside diameter - thickness (length)

(2) Parts, which are to be supplied in the form of assemblies, are listed with an indentation of one letter's space, and a dot (.) is put

against the name of each part. If any two different assemblies (e.g., right and left side components) consist of almost the same type components, these two assemblies are listed in two lines, and then the names of component parts are listed in the subsequent lines with an indentation as mentioned earlier. The quantity of parts is given in the following manner; that is, in the case of parts being the same in type between the right and left, a total quantity of parts is given. On the other hand, if the right and left side parts are different in type, the quantity of part(s) on each side is given.

Example

Description	Q'ty
CARBURETOR ASS'Y, left	1
CARBURETOR ASS'Y, right	1
. JET, pilot	2
. NOZZLE, main	2
⋮	
⋮	
⋮	
. LEVER, starter, left	1
. LEVER, starter, right	1

(3) Key to Symbols

U.R.	Use size (thickness) and/or number as required
U.N.	Use as many as you need
T	Number of teeth in a gear
V	Voltage for light bulbs
S	"S" type oil seal or "S" type circlip
SD	"SD" type oil seal
SO	"SO" type oil seal
SW	"SW" type oil seal
E	"E" type circlip
R	"R" type circlip
F/No.	Frame No. (Applicable machine No.)

- (4) The right and left in relation to parts are determined on the basis of the rider facing toward the front.
- (5) This Parts List is based on the model in the production line on Jun., 5, 1975. Accordingly, if any modification which have been made to parts will be announced in the Yamaha Parts News. It is advisable that according to the Yamaha Parts News, You will make necessary corrections to the Parts List on hand to keep it up-to dated.

www.legends-yamaha-enduros.com

CONTENTS

ENGINE

Fig. 1	Crankcase · Cylinder	1
Fig. 2	Crankcase Cover	3
Fig. 3	Crank · Piston	5
Fig. 4	Clutch	9
Fig. 5	Transmission	11
Fig. 6	Shifter 1	15
Fig. 7	Shifter 2	17
Fig. 8	Kick Starter	19
Fig. 9	Tachometer Gear	21
Fig. 10	Intake	23
Fig. 11	Carburetor	25
Fig. 12	Exhaust	29
Fig. 13	Oil Pump	31
Fig. 14	Starter Generator	33

CHASSIS

Fig. 15	Frame · Side Cover	37
Fig. 16	Rear Arm · Rear Cushion · Chain Case	41
Fig. 17	Stand · Footrest · Brake Pedal	43
Fig. 18	Front Fender · Rear Fender	45
Fig. 19	Front Fork	47
Fig. 20	Steering	51
Fig. 21	Handle · Wire	53
Fig. 22	Fuel Tank	57
Fig. 23	Oil Tank	59
Fig. 24	Seat	61
Fig. 25	Front Wheel	63
Fig. 26	Rear Wheel	67
Fig. 27	Head Lamp	71

Fig. 28	Speedometer · Tachometer	73
Fig. 29	Tail Lamp	75
Fig. 30	Flasher Lamp	77
Fig. 31	Electrical	79

NUMERICAL INDEX

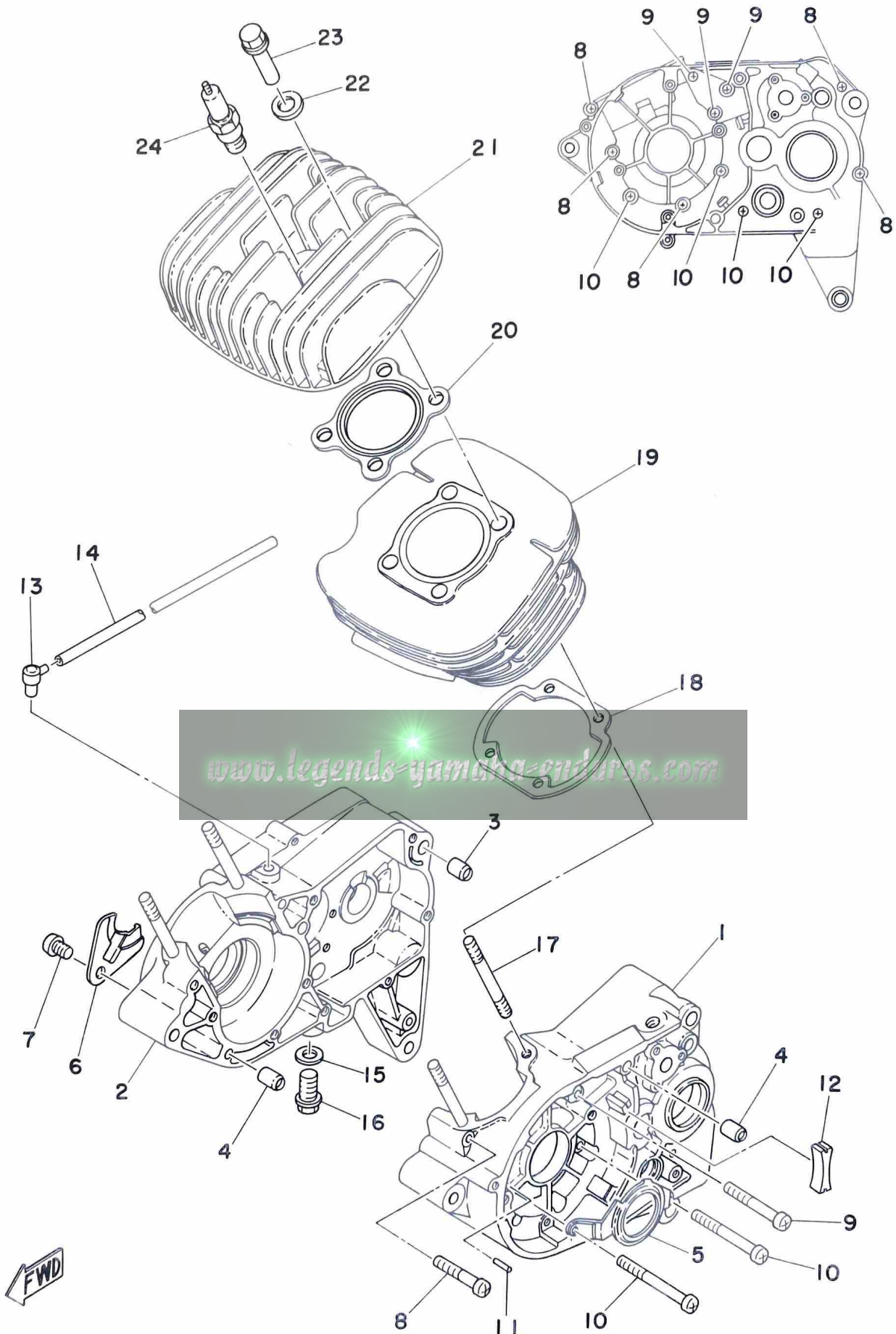
www.legends-yamaha-enduros.com

ENGINE

www.legends-yamaha-enduros.com

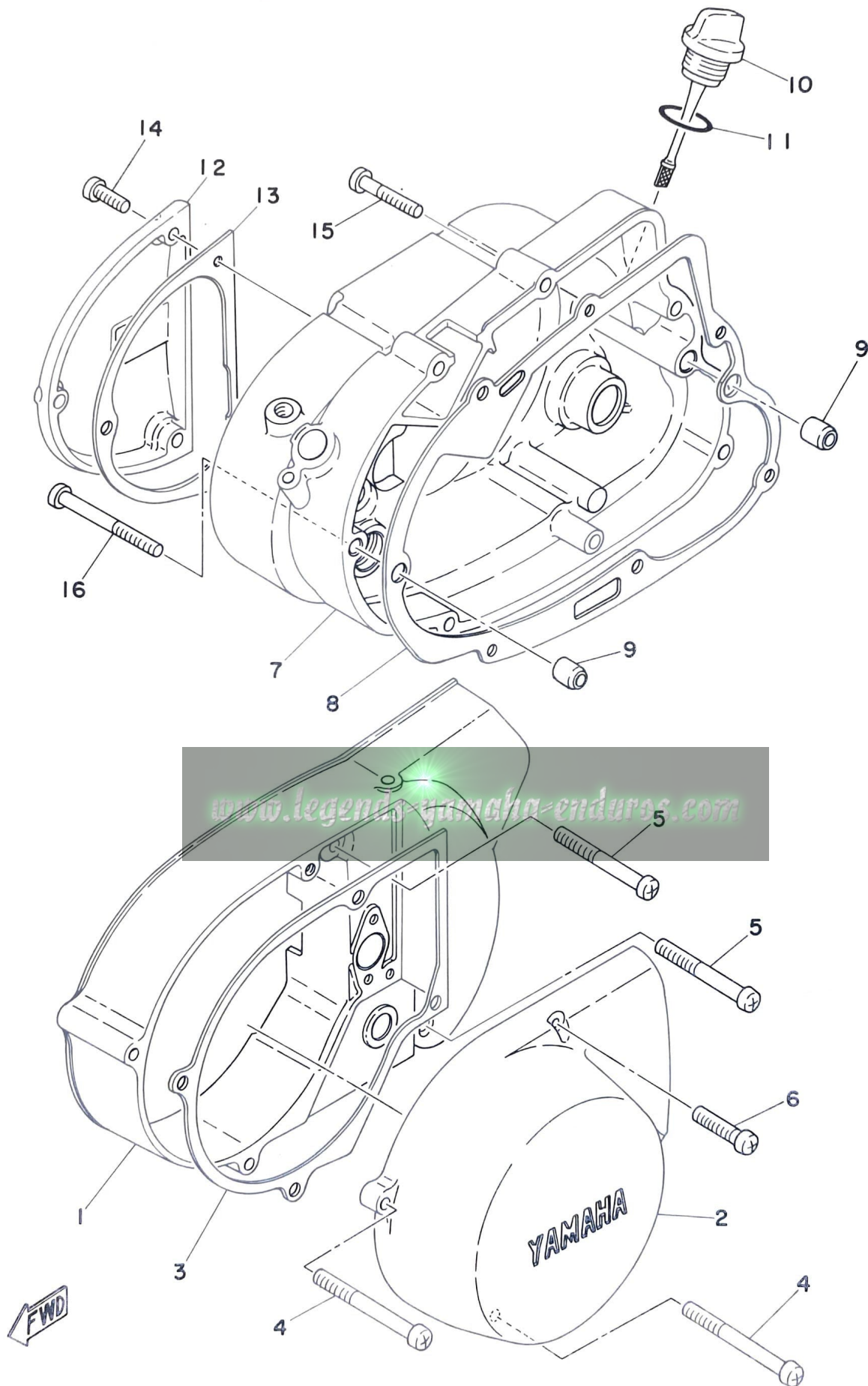


Fig. 1 CRANKCASE · CYLINDER



Ref. No.	Parts No.	Description	Q'ty	Applicable Machine No.	Remarks
1- 1	248-15111-02	CASE, crank left	1		
2	444-15121-01	CASE, crank right	1		
3	91810-16016	PIN, dowel (10.5-14-16)	1		
4	91810-02015	PIN, dowel (6.4-10-15)	3		
5	444-15118-00	HOLDER, left	1		
6	304-15128-00	HOLDER, right	1		
7	92501-08012	SCREW, panhead	1		
8	92501-06045	SCREW, panhead	5		
9	92501-06055	SCREW, panhead	3		
10	92501-06065	SCREW, panhead	4		
11	93603-14026	PIN, dowel (3-14)	1		
12	248-15357-00	GROMMET	1		
13	498-15371-00	BREATHER	1		
14	90445-07176	HOSE (395-24317-00)	1		4.2-200
15	90430-12038	GASKET (132-15353-00)	1		12-19-1.5
16	90340-12005	PLUG, drain (132-15351-00)	1		
17	90116-08064	BOLT (248-11361-00)	4		
18	248-11351-00	GASKET, cylinder	1		
19	560-11311-00	CYLINDER	1		
20	248-11181-00	GASKET, cylinder head	1		
21	560-11111-00	HEAD, cylinder	1		
22	90201-12362	WASHER, plate (12.5-22-2)	4		
23	90179-08025	NUT (248-11171-01)	4		
24	94701-00045	PLUG, spark (B-8ES)	1		

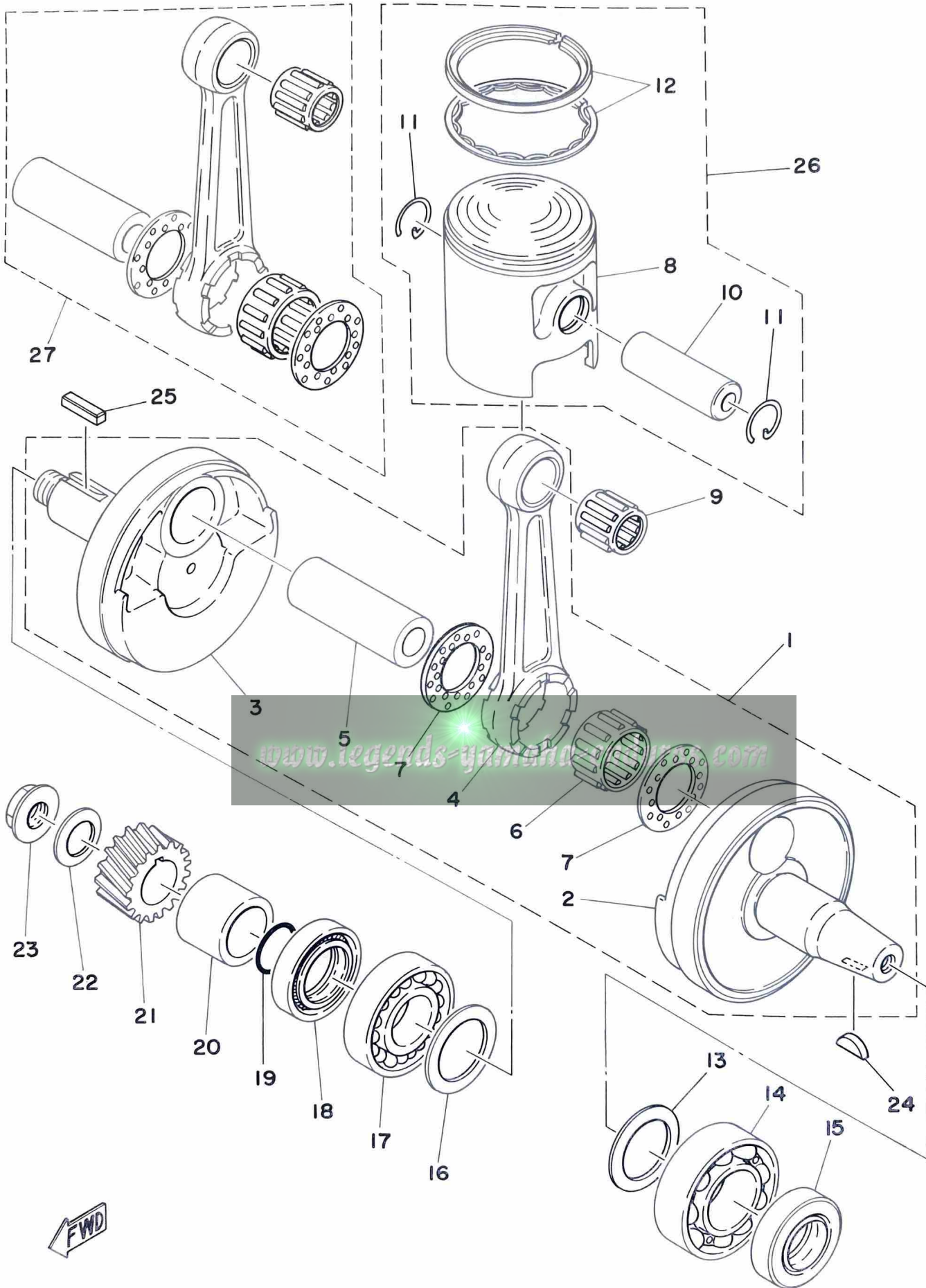
Fig. 2 CRANKCASE COVER



Ref. No.	Parts No.	Description	Q'ty	Applicable Machine No.	Remarks
2- 1	314-15411-01	COVER, crankcase left	1		
2	316-15415-00	COVER, generator	1		
3	314-15455-00	GASKET, cover generator	1		
4	92501-06065	SCREW, panhead	2		
5	92501-06055	SCREW, panhead	2		
6	92501-06030	SCREW, panhead	2		
7	314-15421-00	COVER, crankcase right	1		
8	315-15451-02	GASKET, crankcase cover	1		
9	91810-02015	PIN, dowel (6.4-10-15)	2		
10	560-15362-00	PLUG, oil level	1		
11	93210-19123	O-RING (2.4-19.0)	1		
12	314-15416-00	COVER, oil pump	1		
13	444-15456-00	GASKET, oil pump cover	1		
14	92501-06020	SCREW, panhead	3		
15	92501-06035	SCREW, panhead	6		
16	92501-06060	SCREW, panhead	1		

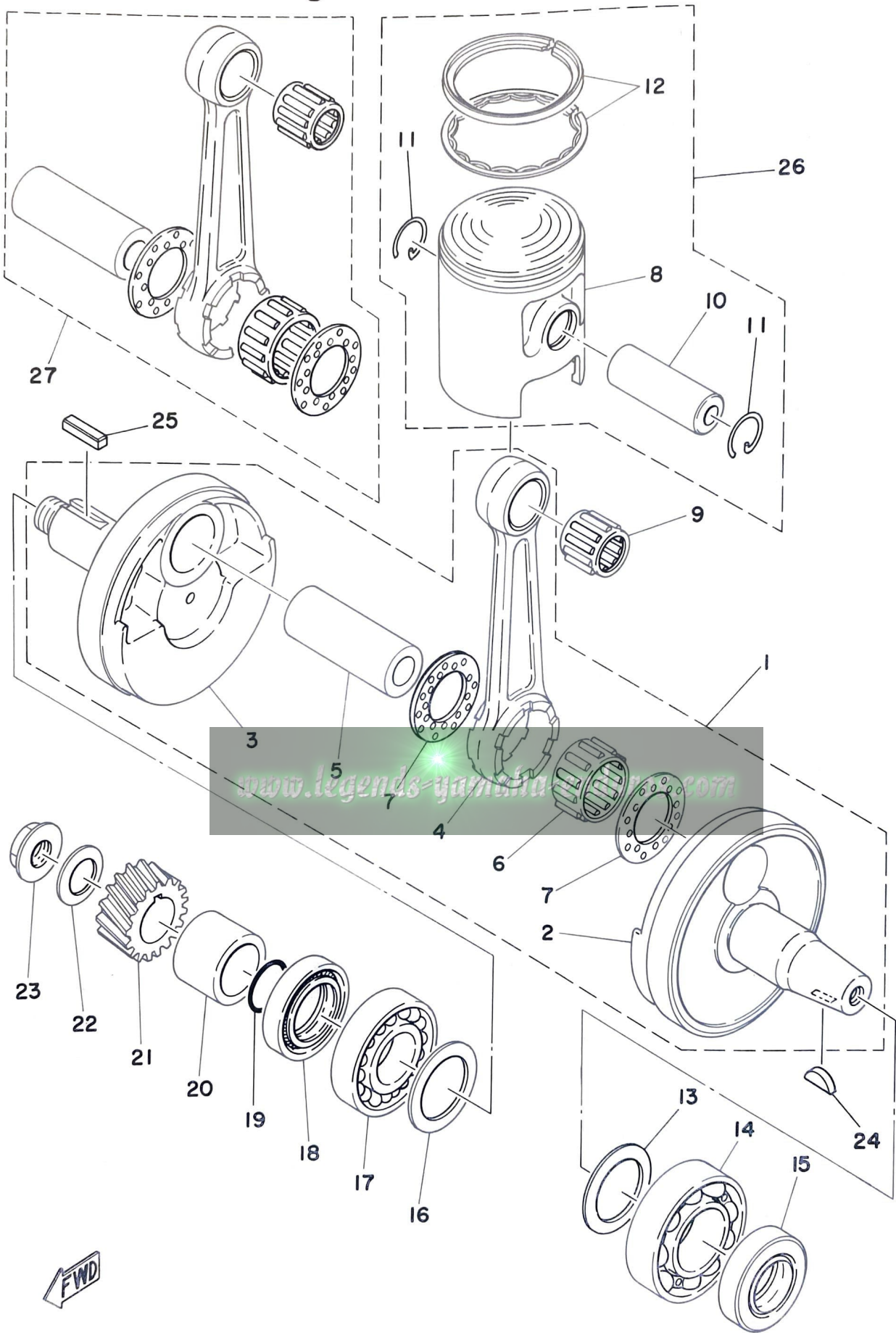
www.legends-yamaha-enduros.com

Fig. 3 CRANK · PISTON



Ref. No.	Parts No.	Description	Q'ty	Applicable Machine No.	Remarks
3- 1	560-11400-00	CRANK ASS'Y	1		
2	560-11412-00	. CRANK, left	1		
3	525-11422-00	. CRANK, right	1		
4	559-11651-00	. ROD, connecting	1		
5	248-11681-00	. PIN, crank	1		
6	93310-42231	. BEARING, con-rod big end	1		
7	90209-22071	. WASHER (164-11685-00)	2		
8	560-11631-00-96	PISTON (55.96mm STD)	} U.R 1		
	560-11631-00-98	PISTON (55.98mm STD)			
	560-11635-00	PISTON (56.25mm 1st O.S)	1		Alternate Parts
	560-11636-00	PISTON (56.50mm 2nd O.S)	1		Alternate Parts
	560-11637-00	PISTON (56.75mm 3rd O.S)	1		Alternate Parts
	560-11638-00	PISTON (57.00mm 4th O.S)	1		Alternate Parts
9	93310-216A3	BEARING, con-rod small end	1		
10	137-11633-00	PIN, piston	1		
11	93450-17025	CLIP, piston pin (137-11634-00)	2		
12	444-11610-00	PISTON RING SET (STD)	1		
	444-11610-10	PISTON RING SET (1st O.S)	1		Alternate Parts
	444-11610-20	PISTON RING SET (2nd O.S)	1		Alternate Parts
	444-11610-30	PISTON RING SET (3rd O.S)	1		Alternate Parts
	444-11610-40	PISTON RING SET (4th O.S)	1		Alternate Parts
13	132-11561-00-03	SHIM, crank (25.5-35-0.3)	} U.R 1		
	132-11561-00-05	SHIM, crank (25.5-35-0.5)			
14	93306-20517	BEARING (6205 C4)	1		
15	93102-25061	OIL SEAL (SD-25-40-8)	1		
16	136-11561-00-03	SHIM, crank (20-30-0.3)	} U.R 1		
	136-11561-00-04	SHIM, crank (20-30-0.4)			
	136-11561-00-05	SHIM, crank (20-30-0.5)			
	136-11561-00-06	SHIM, crank (20-30-0.6)			
	136-11561-00-07	SHIM, crank (20-30-0.7)			
17	93306-30405	BEARING (6304 C3)	1		
18	93103-28011	OIL SEAL (SW-28-40-8)	1		

Fig. 3 CRANK · PISTON



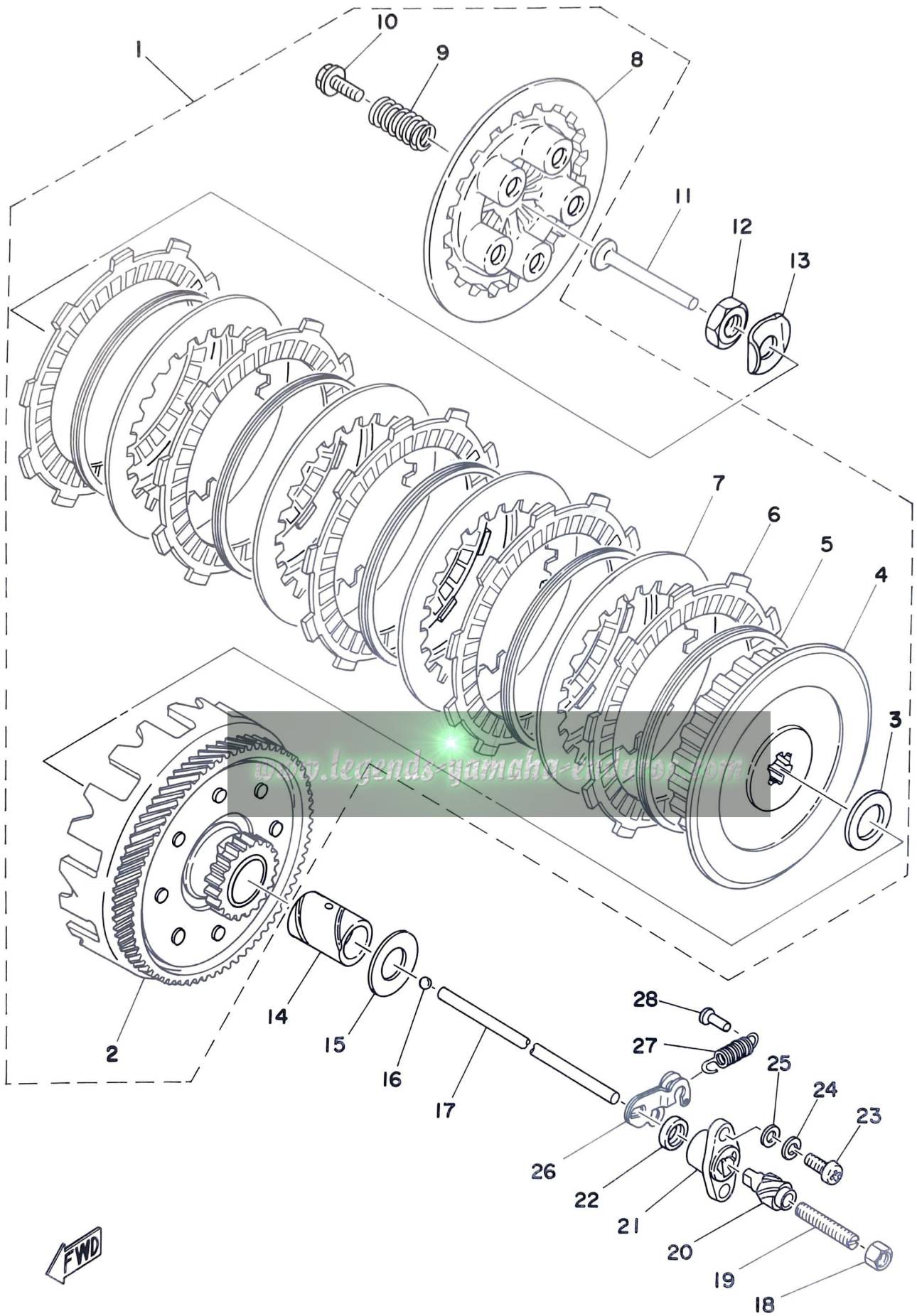
Ref. No.	Parts No.	Description	Q'ty	Applicable Machine No.	Remarks
3-19	93210-18023	O-RING (1.2-17.6)	1		
20	90387-20488	COLLAR (20-28-18.5)	1		
21	525-16111-00	GEAR, primary drive (19 T)	1		
22	90208-12015	WASHER (164-16119-00)	1		
23	90179-12044	NUT (353-16144-00)	1		
24	90280-03017	KEY, woodruff (146-11545-00)	1		
25	90282-05005	KEY (353-11546-00)	1		

ALTERNATE PARTS

26	560-11630-00	PISTON ASS'Y (STD)	1	} Ref. No. 8,10,11,12
	560-11630-10	PISTON ASS'Y (1st O.S)	1	
	560-11630-20	PISTON ASS'Y (2nd O.S)	1	
	560-11630-30	PISTON ASS'Y (3rd O.S)	1	
	560-11630-40	PISTON ASS'Y (4th O.S)	1	
27	559-11650-00	CONNECTING ROD ASS'Y	1	} Ref. No. 4,5,6,7,8



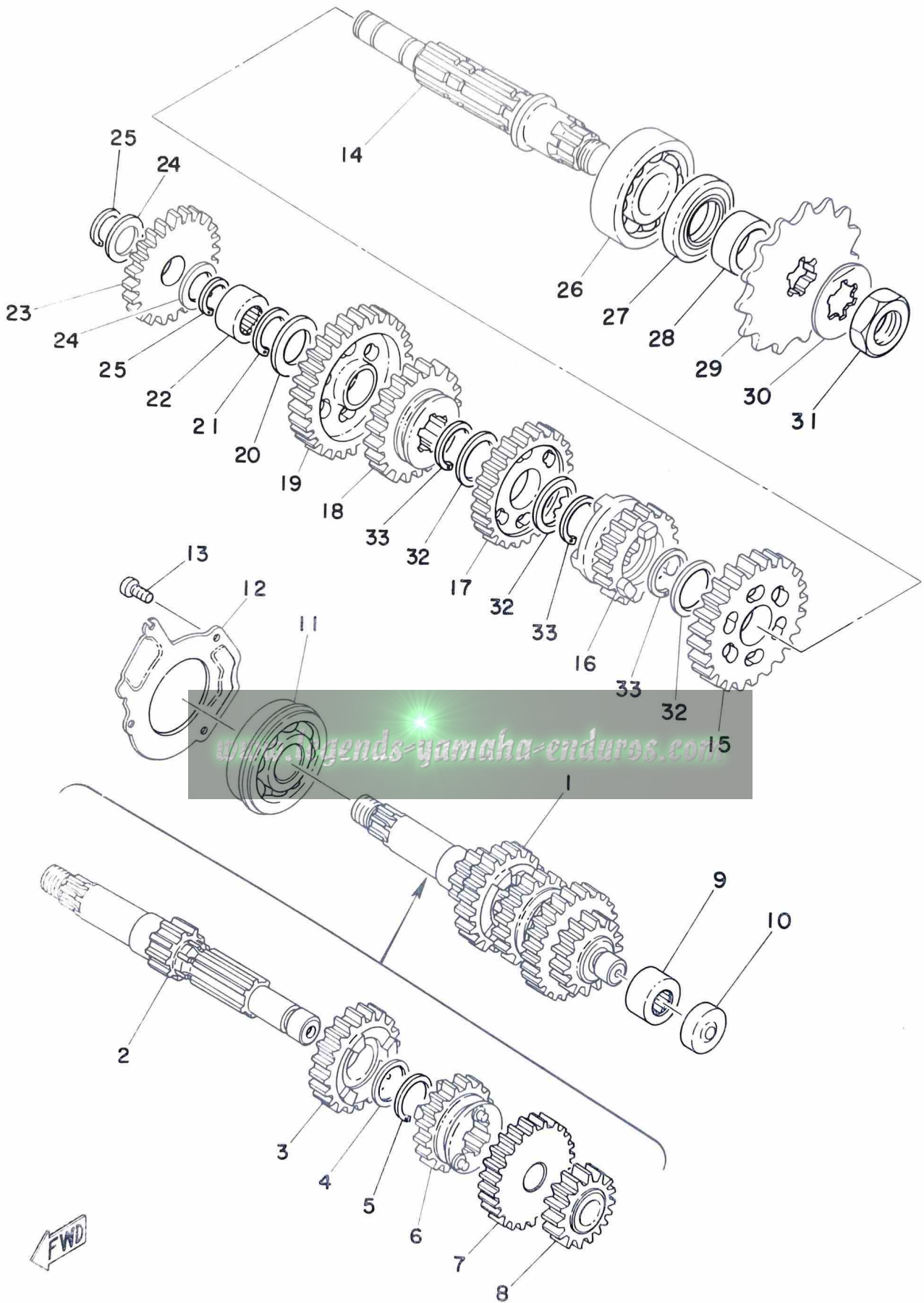
Fig. 4 CLUTCH



Ref. No.	Parts No.	Description	Q'ty	Applicable Machine No.	Remarks
4- 1	559-16301-00	CLUTCH ASS'Y	1		
2	525-16150-00	. PRIMARY DRIVEN GEAR COMP. (74T)	1		
3	122-16164-00	. PLATE, thrust (17.2-30-2.0)	2		
4	525-16371-01	. BOSS, clutch	1		
5	307-16367-00	. RING, cushion	5		
6	559-16321-01	. PLATE, friction	5		
7	137-16325-70	. PLATE, clutch	4		
8	525-16351-00	. PLATE, pressure	1		
9	90501-20361	. SPRING, compression	5		
10	90119-05001	. BOLT, hexagon with washer	5		
11	137-16356-00	ROD, push 1	1		
12	90170-12060	NUT, hexagon (137-16377-00)	1		
13	90215-12007	WASHER, lock	1		
14	90560-17147	SPACER (17-23-34)	1		
15	90201-17550	WASHER, plate (17.3-33-3)	1		
16	93503-16003	BALL (3/16 inch)	1		
17	560-16357-00	ROD, push 2	1		
18	95301-06700	NUT, hexagon	1		
19	90113-06013	SCREW, adjusting (241-16343-00)	1		
20	241-16341-01	SCREW, push	1		
21	314-16396-01	HOUSING, push screw	1		
22	93104-11028	OIL SEAL (SO-10.5-15-3)	1		
23	98501-06015	SCREW, panhead	2		
24	92901-06100	WASHER, spring	2		
25	315-16363-00	PLATE	2		
26	241-16342-00	LEVER, push	1		
27	90506-10019	SPRING, tension (132-16345-00)	1		
28	132-16346-00	HOOK, spring	1		

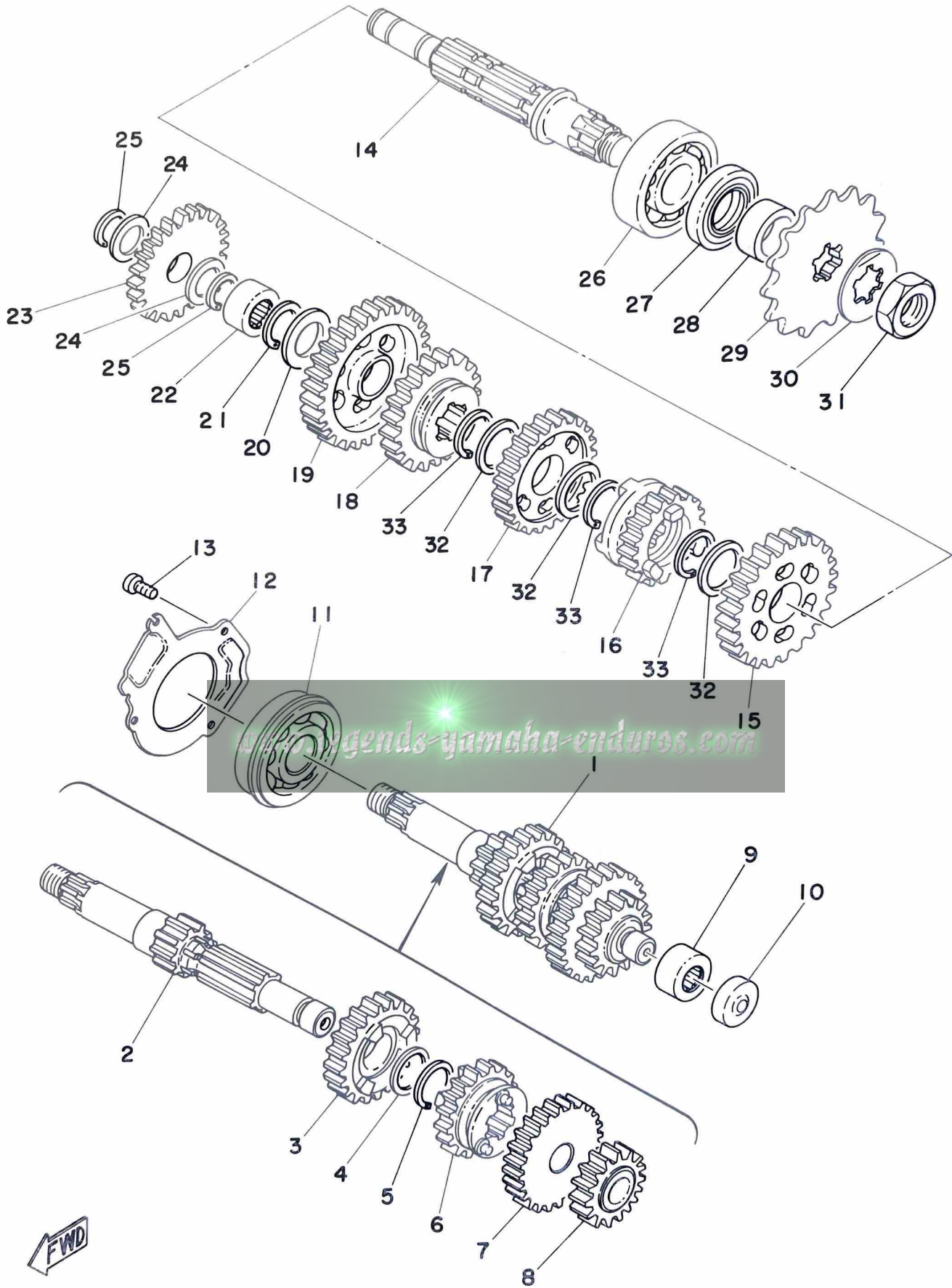
www.legends-yamaha-enduros.com

Fig. 5 TRANSMISSION



Ref. No.	Parts No.	Description	Q'ty	Applicable Machine No.	Remarks
5- 1	559-17410-00	MAIN AXLE COMP.	1		
2	559-17411-00	. AXLE, main (11T)	1		
3	437-17141-00	. GEAR, 4th pinion (23T)	1		
4	90201-20266	. WASHER, plate (132-17216-00)	1		20-25-1
5	93440-20043	. CLIP (132-17414-00)	1		
6	427-17131-00	. GEAR, 3rd pinion (19T)	1		
7	437-17151-00	. GEAR, 5th pinion (25T)	1		
8	437-17121-01	. GEAR, 2nd pinion (15T)	1		
9	93315-31502	BEARING	1		
10	93109-05015	OIL SEAL (SDO-4.8-22-7)	1		
11	93306-30414	BEARING (6304)	1		
12	401-17471-00	PLATE, cover	1		
13	98501-05012	SCREW, panhead	3		
14	558-17421-00	AXLE, drive	1		
15	427-17221-00	GEAR, 2nd wheel (30T)	1		
16	437-17251-00	GEAR, 5th wheel (20T)	1		
17	427-17231-00	GEAR, 3rd wheel (26T)	1		
18	248-17241-00	GEAR, 4th wheel (23T)	1		
19	248-17211-00	GEAR, 1st wheel (35T)	1		
20	164-17427-00-06	SHIM, drive axle (15.2-30-0.6)	1		
21	93440-15012	CIRCLIP	1		
22	93311-31515	BEARING (15-25-12)	1		
23	525-15651-00	GEAR, kick idle (25T)	1		
24	137-17417-00-05	SHIM (15.5-22-0.5)	2		
25	93440-15012	CIRCLIP	2		
26	93306-30401	BEARING (6304)	1		
27	93102-26042	OIL SEAL (SD-26-38-5)	1		
28	90387-20491	COLLAR (20-26-10.3)	1		
29	174-17461-40	SPROCKET, drive (14T)	} U. R 1		
	174-17461-50	SPROCKET, drive (15T)			
	174-17461-60	SPROCKET, drive (16T)			
30	90215-16020	WASHER, lock (102-17464-00)	1		STD

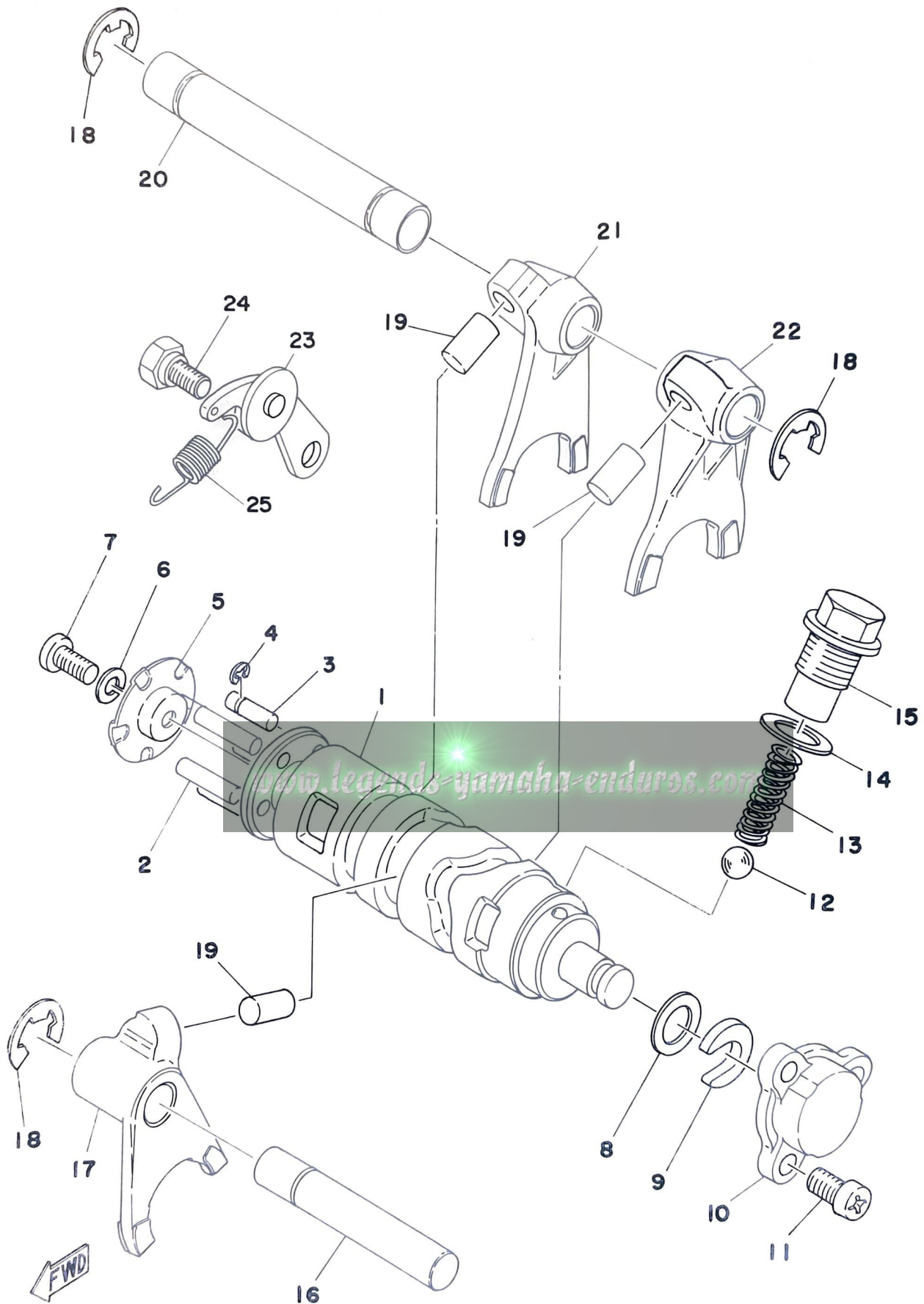
Fig. 5 TRANSMISSION



Ref. No.	Parts No.	Description	Q'ty	Applicable Machine No.	Remarks
5-31	90179-16018	NUT, lock (102-17463-00)	1		
32	90201-20266	WASHER, plate (132-17216-00)	3		20-25-1
33	93440-20043	CLIP (132-17414-00)	3		

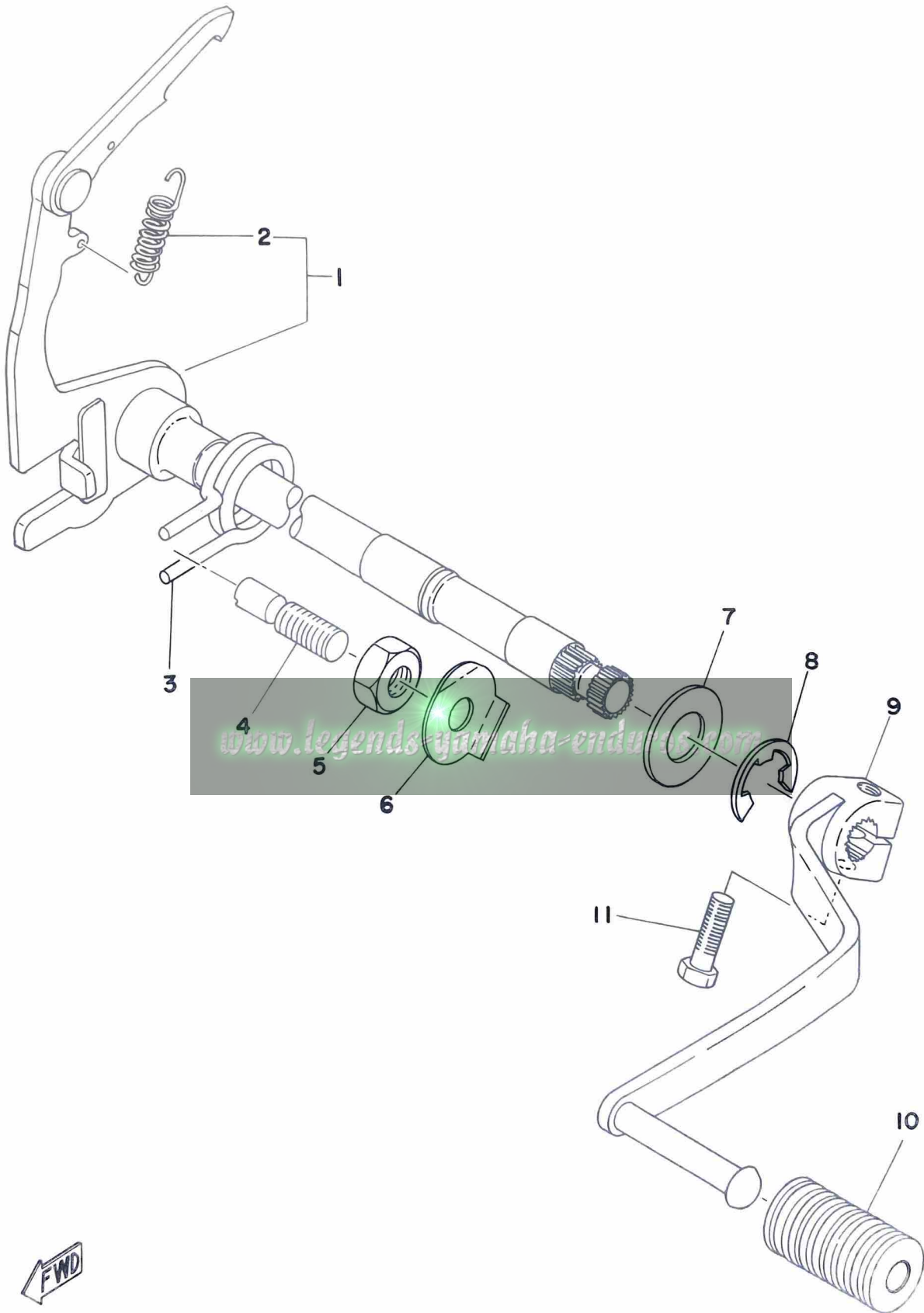
www.legends-yamaha-enduros.com

Fig. 6 SHIFTER 1



Ref. No.	Parts No.	Description	Q'ty	Applicable Machine No.	Remarks
6- 1	315-18541-00	CAM, shift	1		
2	93604-22050	PIN, dowel (4-21.8)	4		
3	90249-04039	PIN, locating (174-18544-00)	1		
4	93430-03014	CLIP (E-2.5)	1		
5	164-18561-00	PLATE, side	1		
6	92901-05100	WASHER, spring	1		
7	98501-05012	SCREW, panhead	1		
8	90201-12166	WASHER, plate (164-18572-00)	1		12.1-18-1.0
9	164-18571-01	HOLDER, shift cam	1		
10	164-18589-00	PLUG, blind shift cam	1		
11	92501-06010	SCREW, panhead	3		
12	93505-16006	BALL (5/16 inch)	1		
13	90501-12083	SPRING (174-18558-00)	1		
14	137-15353-00	GASKET (14.5-21-1.5)	1		
15	90109-14385	BOLT	1		
16	248-18531-00	BAR, shift fork guide	1		
17	248-18512-00	FORK, shift 2	1		
18	93430-10017	CIRCLIP (E-10)	3		
19	90250-08017	PIN (278-18552-00)	3		8-15
20	214-18531-00	BAR, shift fork guide	1		
21	248-18513-01	FORK, shift 3	1		
22	248-18511-02	FORK, shift 1	1		
23	132-18140-01	STOPPER LEVER ASS'Y	1		
24	90109-06001	BOLT (132-18177-00)	1		
25	90506-09112	SPRING, tension	1		

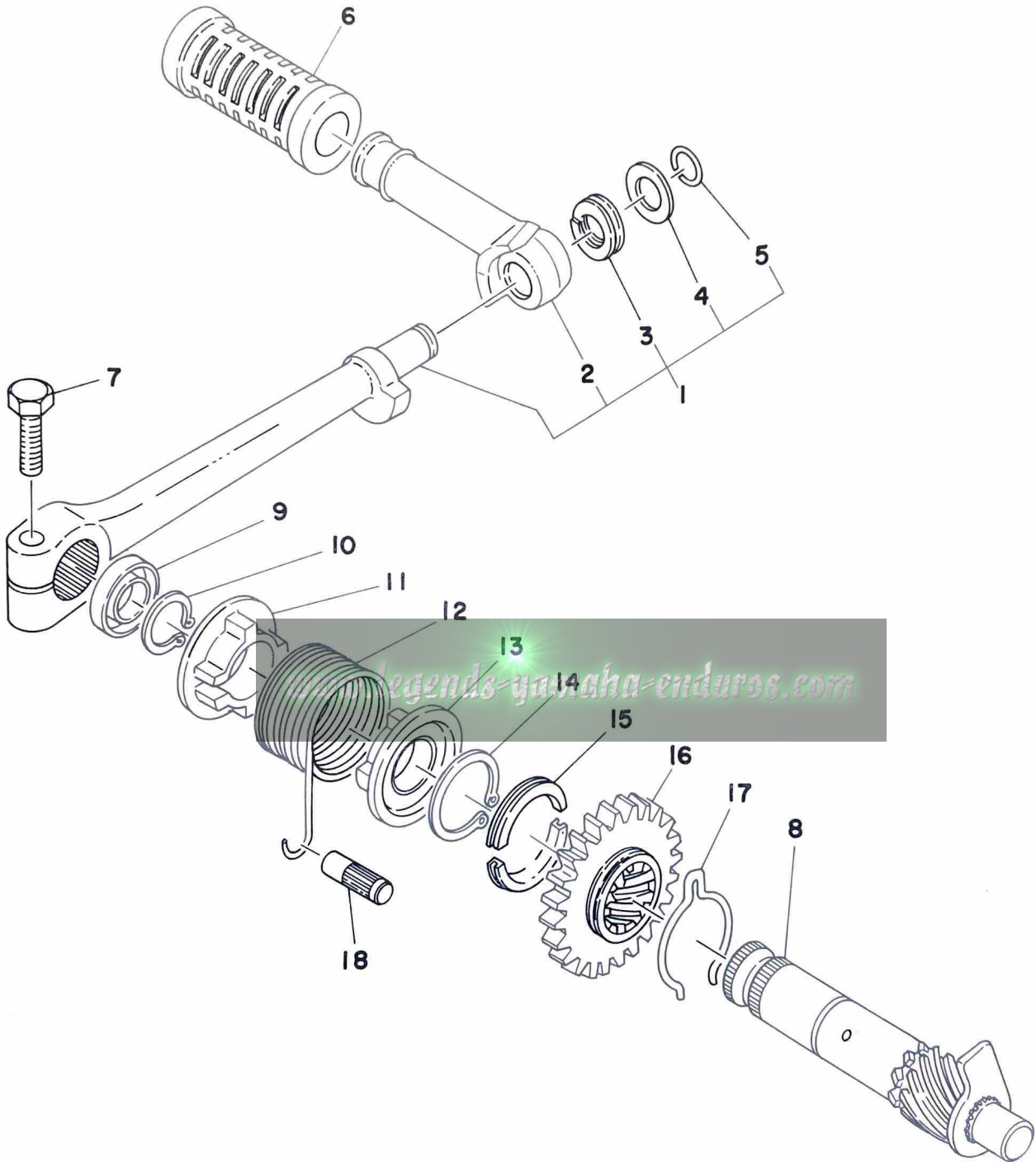
Fig. 7 SHIFTER 2



Ref. No.	Parts No.	Description	Q'ty	Applicable Machine No.	Remarks
7- 1	248-18101-01	CHANGE SHAFT ASS'Y	1		
2	90506-09009	. SPRING (132-18123-00)	1		
3	90508-32207	SPRING, torsion (132-18124-00)	1		
4	90149-08094	SCREW, adjusting	1		
5	90170-08029	NUT, hexagon (248-18134-00)	1		
6	90215-08014	WASHER, lock (248-18139-00)	1		
7	90201-14220	WASHER, plate (248-18137-00)	1		14.1-28-1.6
8	93430-12009	CIRCLIP (E-12)	1		
9	560-18111-00-93	PEDAL, change	1		
10	132-18113-01	COVER, change pedal	1		
11	97321-06020	BOLT, hexagon	1		

www.legends-yamaha-enduros.com

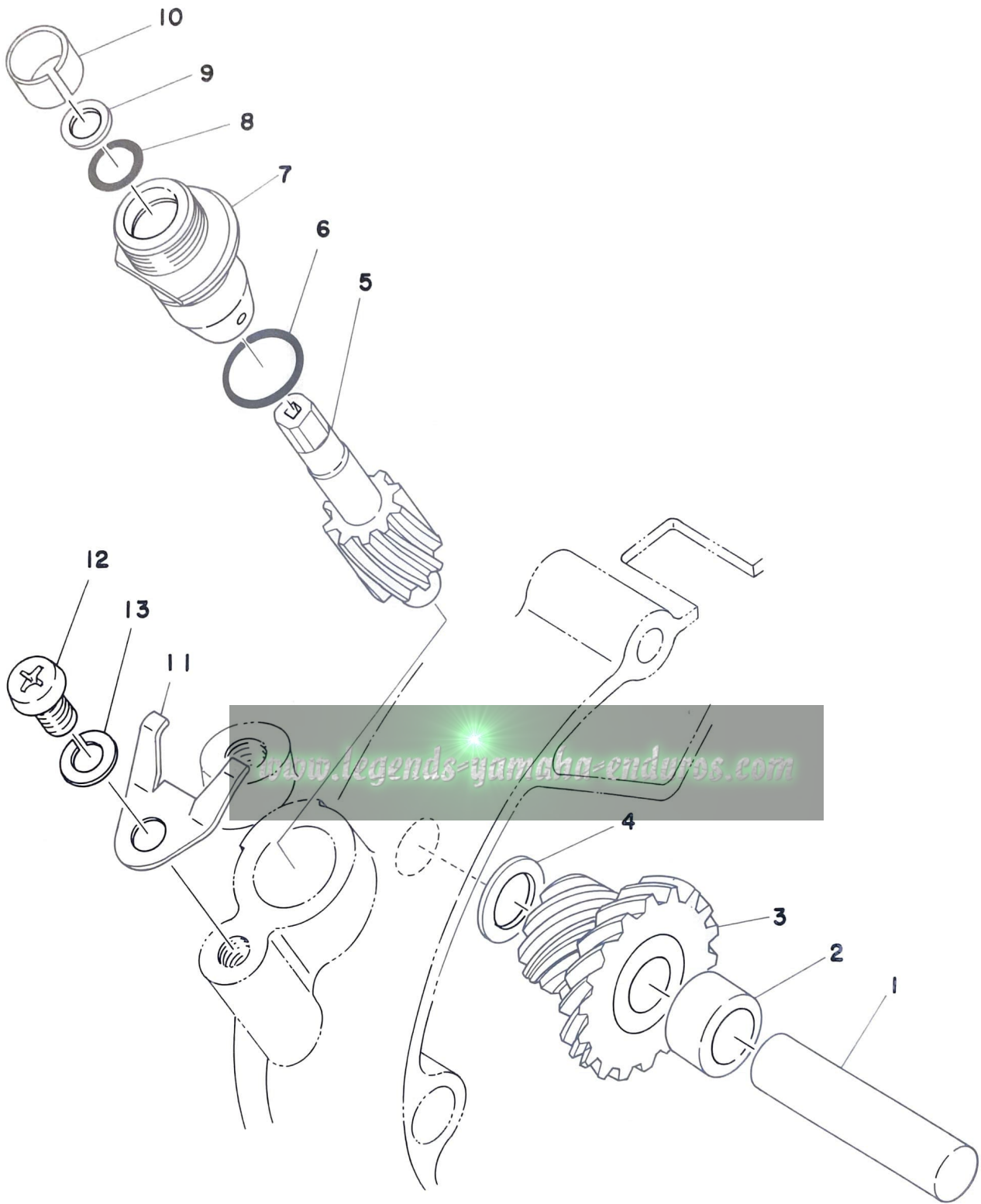
Fig. 8 KICK STARTER



Ref. No.	Parts No.	Description	Q'ty	Applicable Machine No.	Remarks
8- 1	248-15610-00-93	KICK CRANK ASS'Y	1		
2	214-15612-01	. LEVER, kick	1		
3	90504-18009	. SPRING, compression (214-15625-01)	1		
4	214-15616-00	. WASHER, kick lever	1		
5	93440-11029	. CLIP (214-15617-00)	1		
6	214-15618-00	COVER, kick lever	1		
7	97321-08030	BOLT, hexagon	1		
8	444-15660-00	KICK AXLE ASS'Y	1		
9	93104-20017	OIL SEAL (SO-20-30-7)	1		
10	93410-20009	CIRCLIP (S-20)	1		
11	214-15676-00	COVER, spring	1		
12	90508-26040	SPRING, torsion (248-15665-00)	1		
13	214-15664-00	GUIDE, spring	1		
14	93410-30012	CIRCLIP (S-30)	1		
15	248-15654-00	HOLDER, kick gear	2		
16	315-15641-00	GEAR, kick (27T)	1		
17	90468-26048	CLIP (315-15687-00)	1		
18	248-15668-00	STOPPER, kick spring	1		

www.legends-yamaha-enduros.com

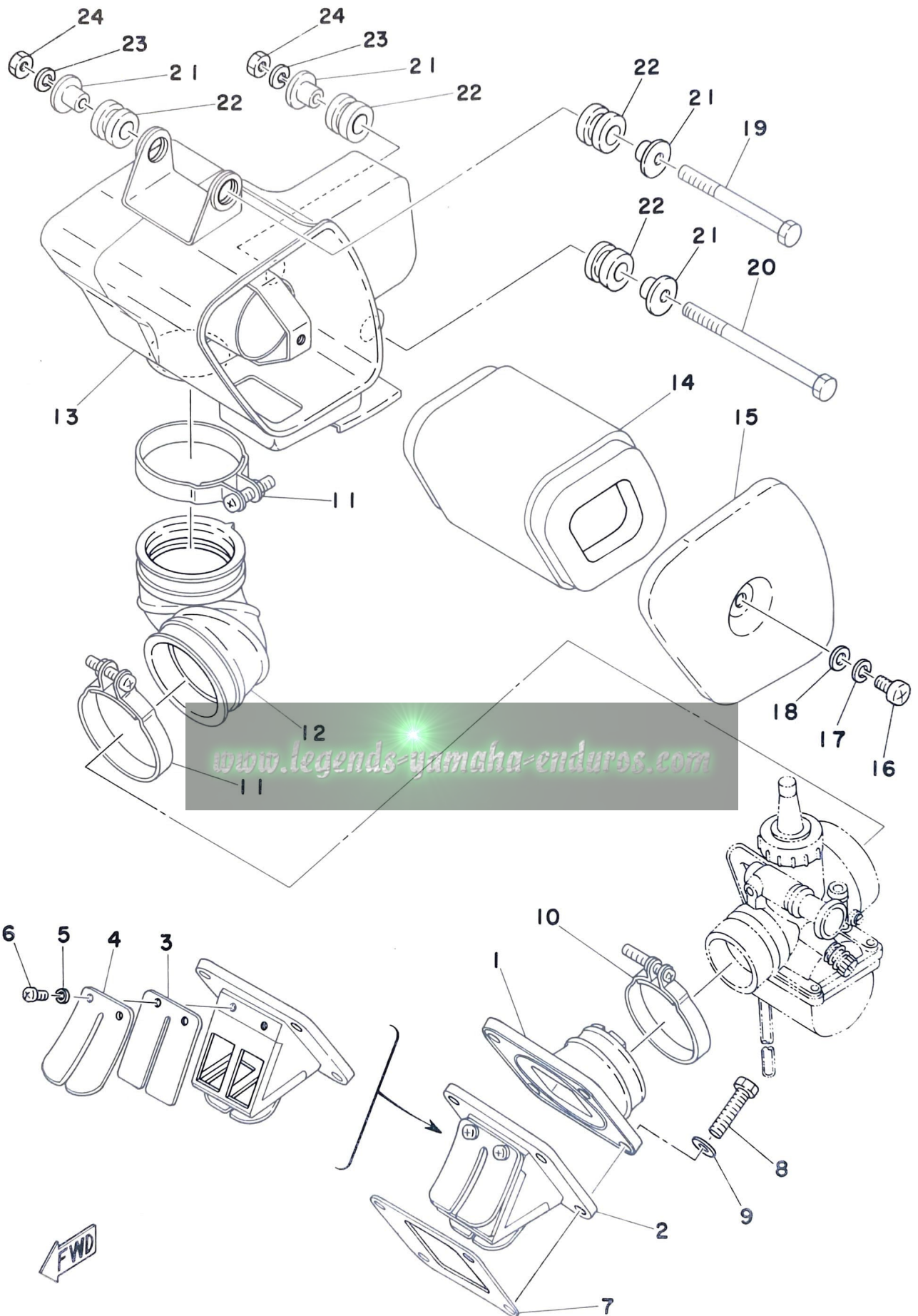
Fig. 9 TACHOMETER GEAR



Ref. No.	Parts No.	Description	Q'ty	Applicable Machine No.	Remarks
9- 1	248-17861-00	AXLE, drive gear	1		
2	90387-10087	COLLAR (248-17839-01)	1		10.2-18-9.3
3	248-17831-02	GEAR, drive (3T)	1		
4	248-17837-00	SHIM (10.2-16-1.0)	1		
5	248-17841-00	GEAR, driven (15T)	1		
6	93210-13016	O-RING (1.8-13)	1		
7	214-17811-01	HOUSING	1		
8	93210-07100	O-RING (2.2-7.2)	1		
9	214-17847-00	SHIM (7.5-10.8-0.4)	1		
10	90383-10005	BUSHING (214-17815-00)	1		
11	214-17812-00	STOPPER	1		
12	92501-06010	SCREW, panhead	1		
13	92901-06100	WASHER, spring	1		



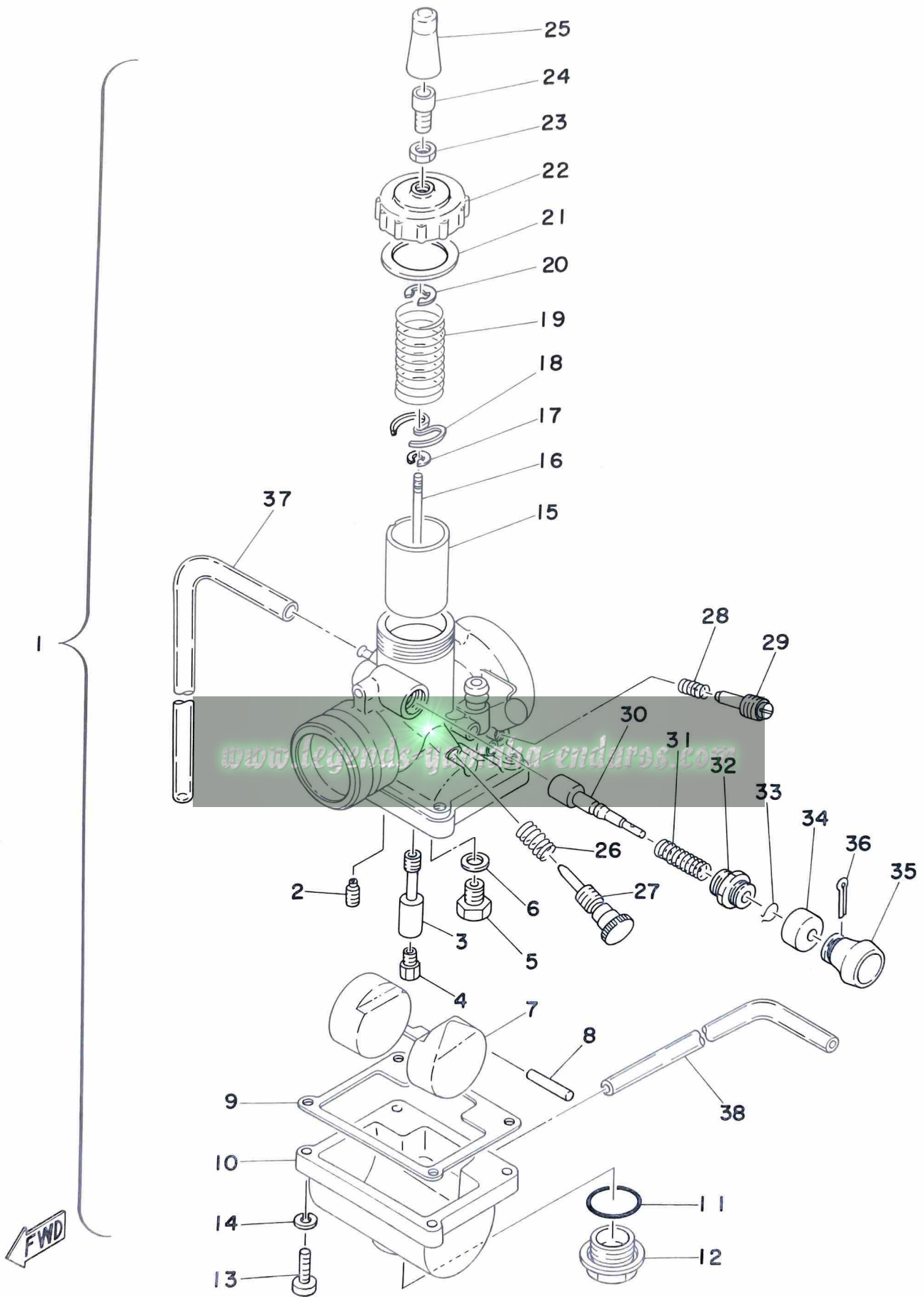
Fig. 10 INTAKE



Ref. No.	Parts No.	Description	Q'ty	Applicable Machine No.	Remarks
10- 1	560-13565-00	JOINT, carburetor	1		
2	314-13610-01	REED VALVE ASS'Y	1		
3	314-13613-00	. REED, valve	2		
4	314-13616-01	. STOPPER, reed valve	2		
5	92901-03100	. WASHER, spring	4		
6	98512-03008	. SCREW, panhead	4		
7	314-13621-02	PACKING, valve seat	1		
8	97301-06025	BOLT, hexagon	4		
9	92901-06600	WASHER, plate	4		
10	90460-43053	CLAMP, hose (304-14455-70)	1		
11	90460-49058	CLAMP, hose (278-14455-00)	2		
12	560-14453-00	JOINT, air cleaner	1		
13	560-14411-00	CASE, air cleaner	1		
14	560-14451-00	ELEMENT	1		
15	560-14412-00	CAP, cleaner case	1		
16	92501-06010	SCREW, panhead	1		
17	92901-06100	WASHER, spring	1		
18	92901-06600	WASHER, plate	1		
19	97321-06075	BOLT, hexagon	1		
20	97321-06095	BOLT, hexagon	1		
21	90387-07391	COLLAR (437-21633-00)	4		
22	90480-14102	GROMMET (214-21717-00)	4		
23	92901-06100	WASHER, spring	2		
24	95301-06600	NUT, hexagon	2		

www.legends-yamaha-enduros.com

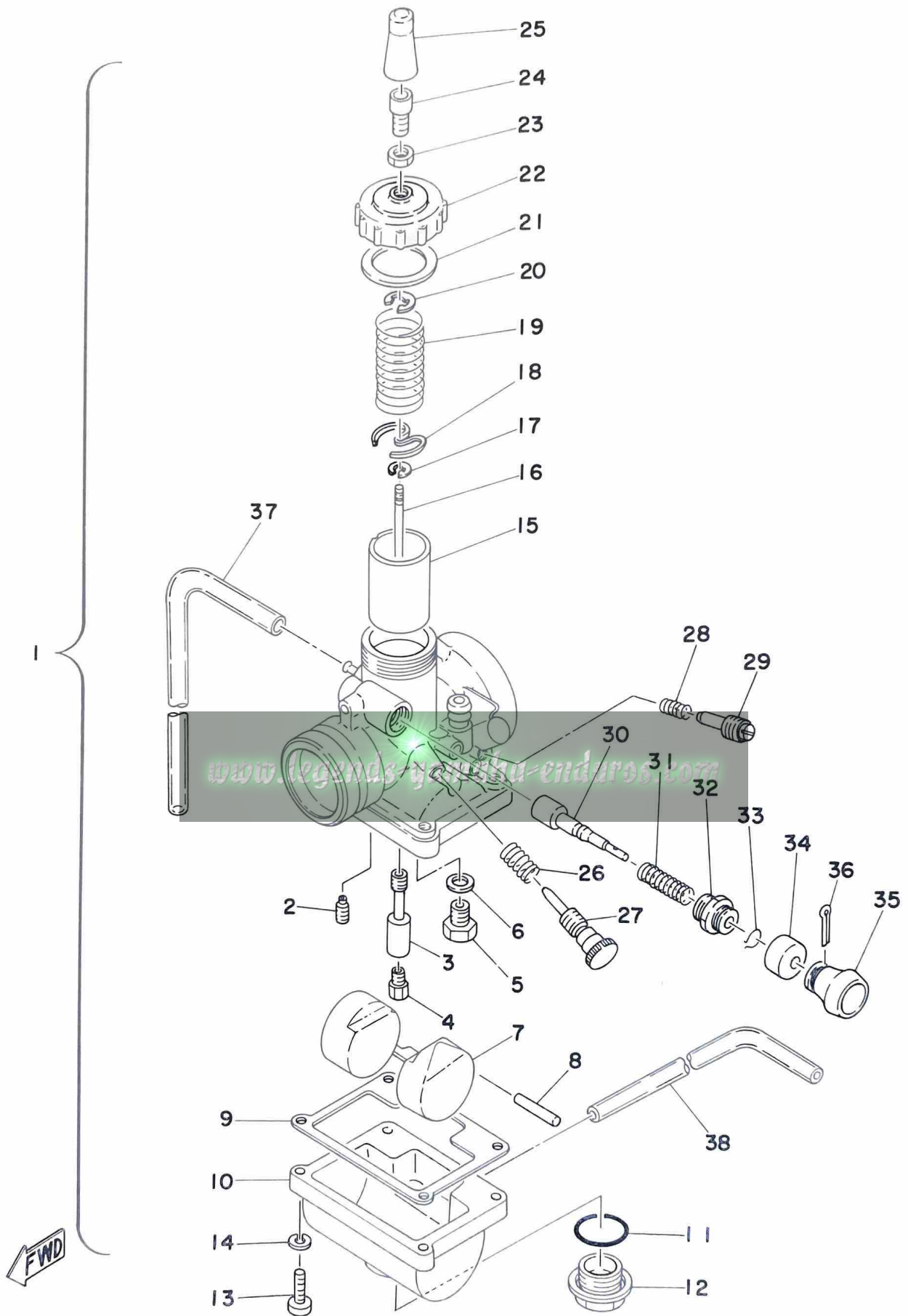
Fig. 11 CARBURETOR



Ref. No.	Parts No.	Description	Q'ty	Applicable Machine No.	Remarks
11- 1	560-14101-60	CARBURETOR ASS'Y	1		
2	260-14142-25	. JET, pilot (#25)	1		
3	558-14141-32	. NOZZLE, main (#0-2)	1		
4	137-14143-19	. JET, main (#95)	} U.R	1	STD
	137-14143-20	. JET, main (#100)			
	137-14143-21	. JET, main (#105)			
5	168-14190-25	. VALVE SEAT ASS'Y (#2.5)	1		
6	214-14195-00	. WASHER, valve seat	1		
7	314-14185-00	. FLOAT	1		
8	137-14186-00	. PIN, float	1		
9	304-14184-00	. GASKET, float chamber	1		
10	558-14181-00	. BODY, float chamber	1		
11	558-14147-00	. O-RING	1		
12	500-14115-00	. GUIDE, screw	1		
13	98503-04015	. SCREW, panhead	4		
14	92901-04100	. WASHER, spring	4		
15	314-14112-20	. VALVE, throttle (#20)	1		
16	443-14116-02	. NEEDLE (4G2-2)	1		
17	164-14137-00	. CLIP	1		
18	246-14132-00	. STOPPER, cable	1		
19	248-14131-00	. SPRING, throttle valve	1		
20	363-14137-00	. CLIP	1		
21	246-14126-00	. PACKING	1		
22	316-14158-00	. TOP, mixing chamber	1		
23	802-14161-00	. NUT, wire adjusting	1		
24	360-14124-20	. SCREW, wire adjusting	1		
25	802-14169-00	. CAP	1		
26	493-14133-00	. SPRING, throttle stop	1		
27	493-14122-00	. SCREW, throttle	1		
28	174-14134-00	. SPRING, air adjusting	1		
29	174-14123-00	. SCREW, air adjusting	1		
30	304-14171-00	. PLUNGER, starter	1		

www.legends-yamaha-enduros.com

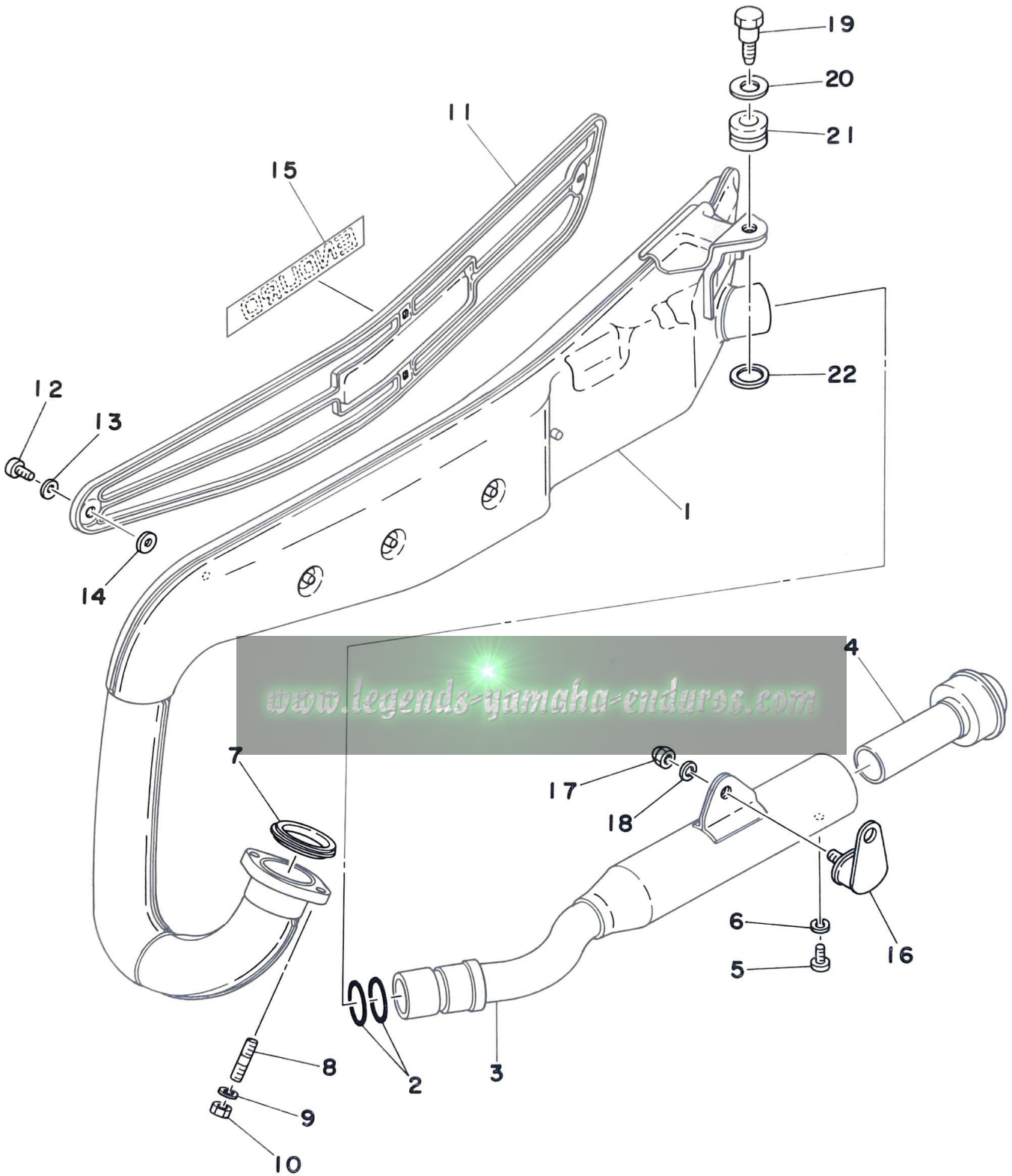
Fig. 11 CARBURETOR



Ref. No.	Parts No.	Description	Q'ty	Applicable Machine No.	Remarks
11-31	156-14135-00	. SPRING, plunger	1		
32	152-14174-00	. CAP, plunger	1		
33	353-14138-00	. CLIP, plunger	1		
34	132-14173-00	. COVER, plunger cap	1		
35	304-14261-00	. HOLDER	1		
36	91401-16015	. PIN, cotter	1		
37	183-14197-01	. PIPE, air vent (3-200)	1		
38	183-14196-00	. PIPE, over flow (5-160)	1		

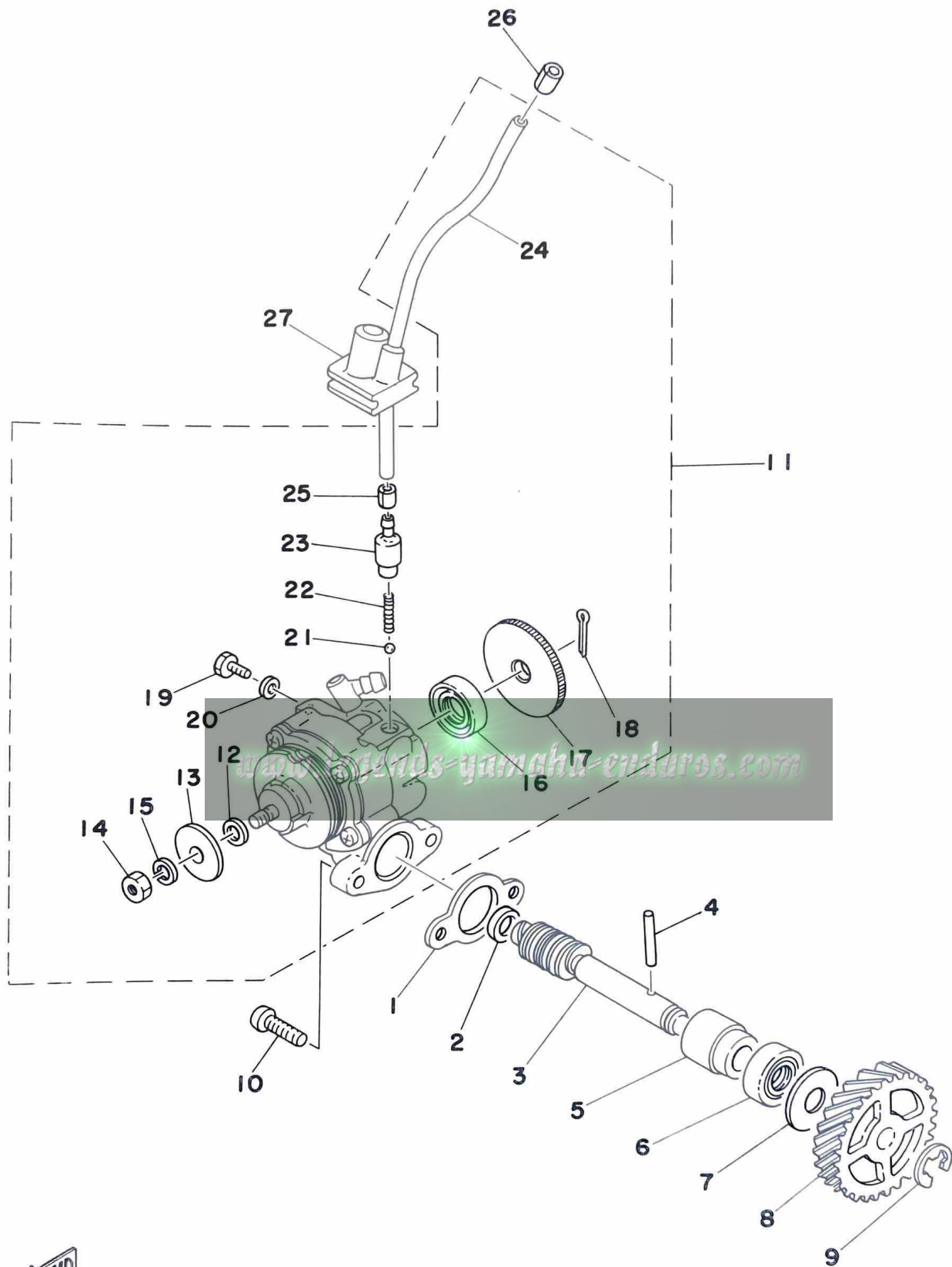


Fig. 12 EXHAUST



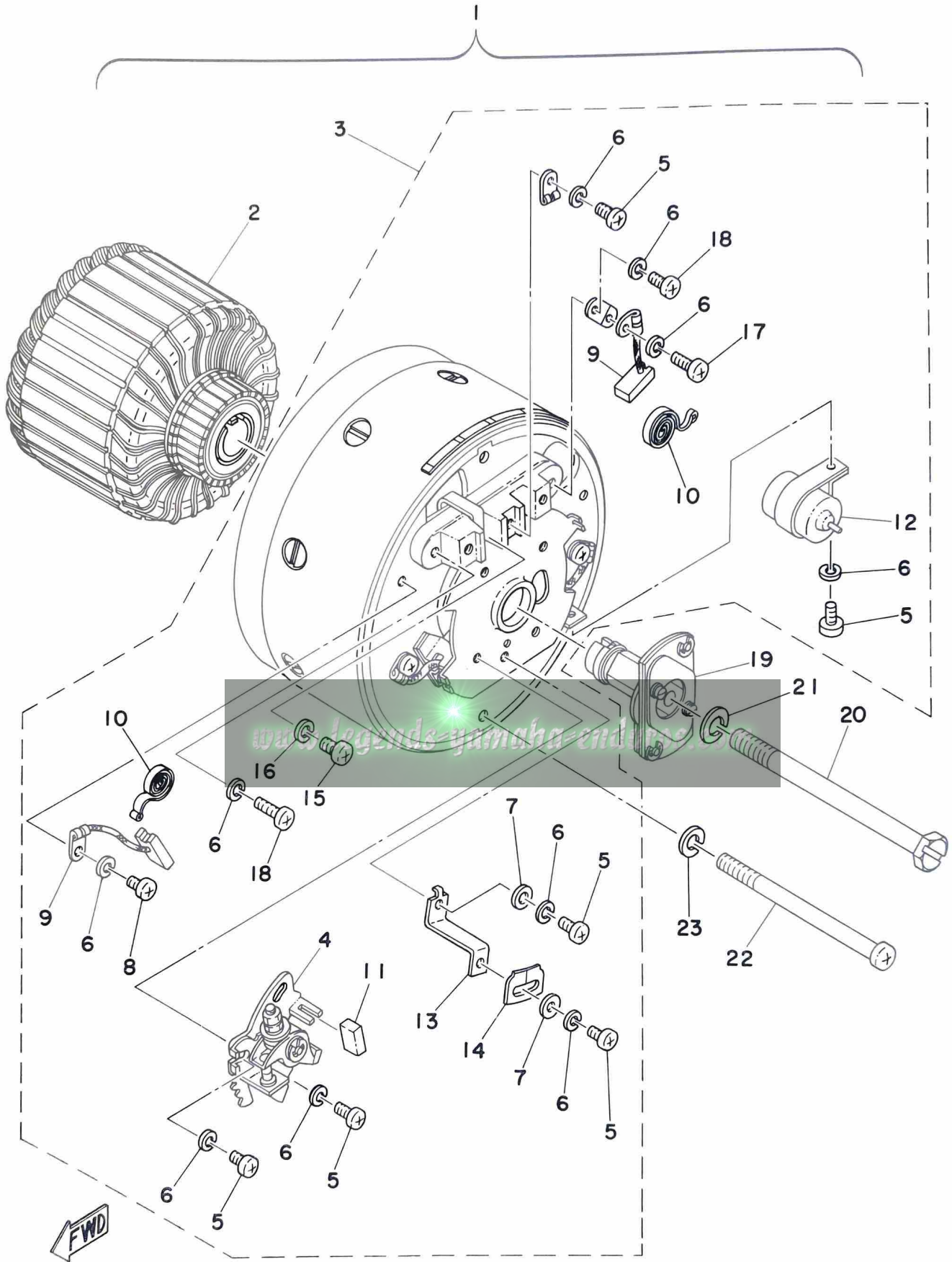
Ref. No.	Parts No.	Description	Q'ty	Applicable Machine No.	Remarks
12- 1	560-14610-00	EXHAUST PIPE ASS'Y	1		
2	93210-24235	O-RING (3.1-24.4)	2		
3	560-14753-00	SILENCER	1		
4	438-14752-00	PIPE, outlet	1		
5	92501-06012	SCREW, panhead	1		
6	92901-06100	WASHER, spring	1		
7	152-14613-00	GASKET, exhaust pipe	1		
8	90116-06016	BOLT, stud	2		
9	92901-06100	WASHER, spring	2		
10	95301-06600	NUT, hexagon	2		
11	560-14718-00	PROTECTOR, muffler	1		
12	91903-06010	SCREW, bind	4		
13	90202-06010	WASHER, plate (178-14766-00)	4		6.2-12-1.5
14	90202-05005	WASHER, plate (214-14766-00)	4		5.7-12-3.0
15	560-14729-00	EMBLEM, protector	1		
16	560-14791-00	STAY, silencer 1	1		
17	95301-08800	NUT, crown	1		
18	92901-08100	WASHER, spring	1		
19	90109-08391	BOLT (109-25411-00)	1		
20	90201-12190	WASHER, plate (122-22243-00)	1		12-27-2.0
21	168-21638-00	DAMPER, front	1		
22	90201-18262	WASHER, plate (168-21758-00)	1		18.2-27-1.0

Fig. 13 OIL PUMP



Ref. No.	Parts No.	Description	Q'ty	Applicable Machine No.	Remarks
13- 1	126-13116-00	GASKET, pump case	1		
2	256-17837-00	SHIM	1		
3	559-13175-00	SHAFT, worm	1		
4	93603-22028	PIN, dowel (3-21.8)	1		
5	137-13176-00	METAL, worm shaft outer	1		
6	93101-10002	OIL SEAL (S-10-22-7)	1		
7	90201-10138	WASHER, plate (257-13177-00)	1		10.5-25-1.0
8	248-13178-00	GEAR, drive (28T)	1		
9	93430-08006	CIRCLIP (E-8)	1		
10	98501-05015	SCREW, panhead	2		
11	525-13101-00	OIL PUMP ASS'Y	1		
12	137-13137-00-05	. SHIM, plunger (5.8-10-0.05)	} U. R 1	
	137-13137-00-10	. SHIM, plunger (5.8-10-0.1)		
	137-13137-00-30	. SHIM, plunger (5.8-10-0.3)		
13	137-13138-01	. PLATE, adjusting	1		
14	95301-05600	. NUT, hexagon	1		
15	92901-05100	. WASHER, spring	1		
16	93101-10001	. OIL SEAL (S-10-21-5)	1		
17	137-13128-00	. PLATE, starter	1		
18	91401-12018	. PIN, cotter	1		
19	98901-04008	. SCREW, bind	1		
20	90430-04004	. GASKET (137-13187-00)	1		
21	93505-32002	. BALL (5/32 inch)	1		
22	90501-02018	. SPRING (278-13169-00)	1		
23	402-13552-00	. NOZZLE	1		
24	90445-05278	. HOSE	1		
25	90468-02033	. CLIP (214-13164-00)	1		
26	90468-02033	CLIP (214-13164-00)	1		
27	525-13174-00	HOLDER, oil pipe	1		

Fig.14 STARTER GENERATOR



Ref. No.	Parts No.	Description	Q'ty	Applicable Machine No.	Remarks
14- 1	444-81110-10	STARTER GENERATOR ASS'Y	1		
2	444-81155-10	. ARMATURE	1		
3	444-81110-10	. STATOR ASS'Y	1		
4	183-81421-10	. . CONTACT BREAKER ASS'Y	1		
5	98501-04008	. . SCREW, panhead	7		
6	92901-04100	. . WASHER, spring	17		
7	92901-04200	. . WASHER, plain	4		
8	98501-04006	. . SCREW, panhead	7		
9	101-81111-10	. . BRUSH	4		
10	141-81113-10	. . SPRING, brush	4		
11	207-81331-10	. . LUBRICATOR	1		
12	148-81126-10	. . CONDENSER	1		
13	299-81133-10	. . FIXTURE, timing plate	1		
14	133-81132-10	. . PLATE, timing	1		
15	98501-05008	. . SCREW, panhead	1		
16	92901-05100	. . WASHER, spring	1		
17	98501-04010	. . SCREW, panhead	1		
18	98501-04012	. . SCREW, panhead	2		
19	444-81153-10	. GOVERNOR ASS'Y	1		
20	148-81152-10	. BOLT	1		
21	92901-08100	. WASHER, spring	1		
22	92501-06080	SCREW, panhead	2		
23	92901-06100	WASHER, spring	2		

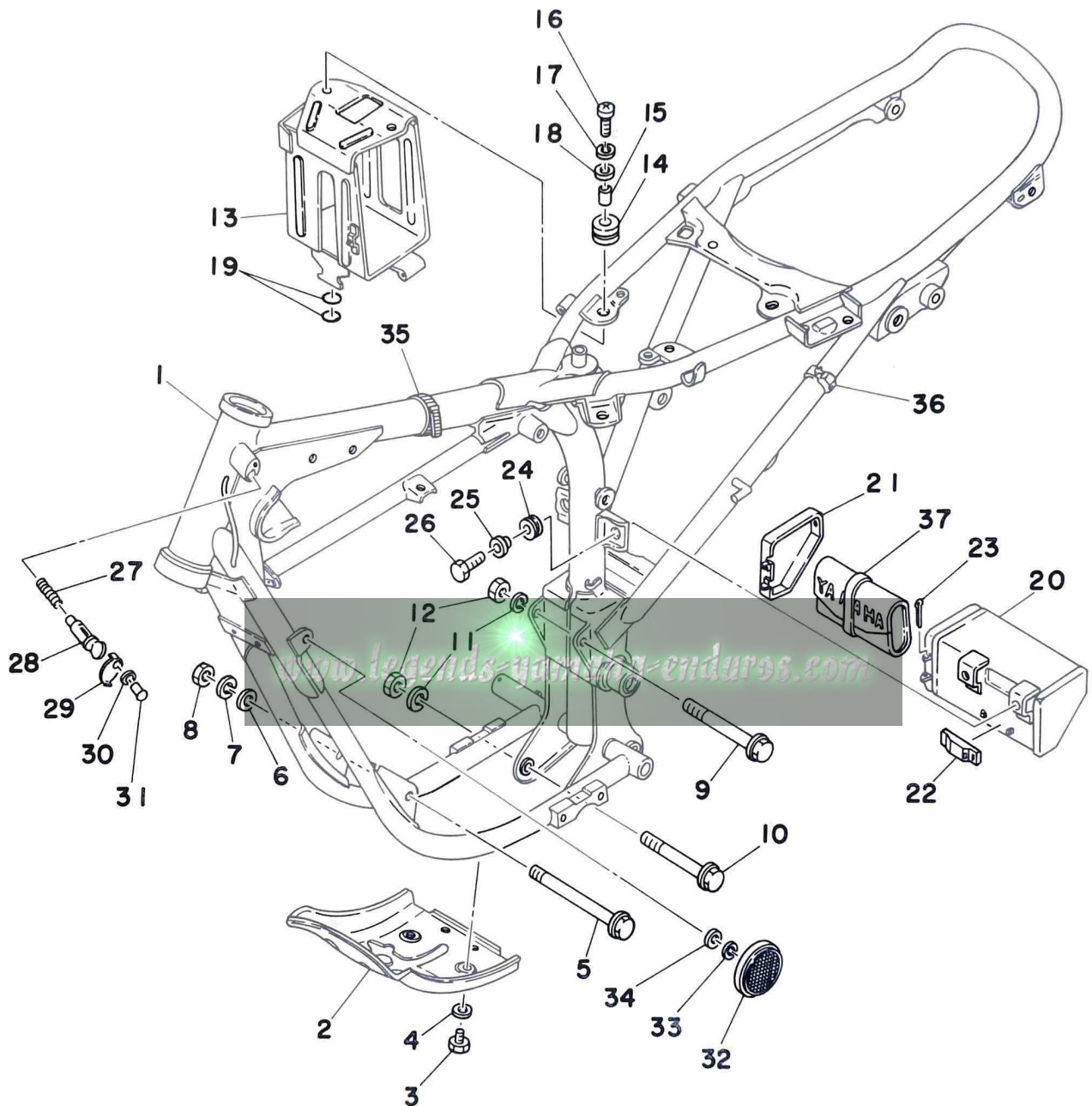
www.legends-yamaha-enduros.com

CHASSIS

www.legends-yamaha-enduros.com

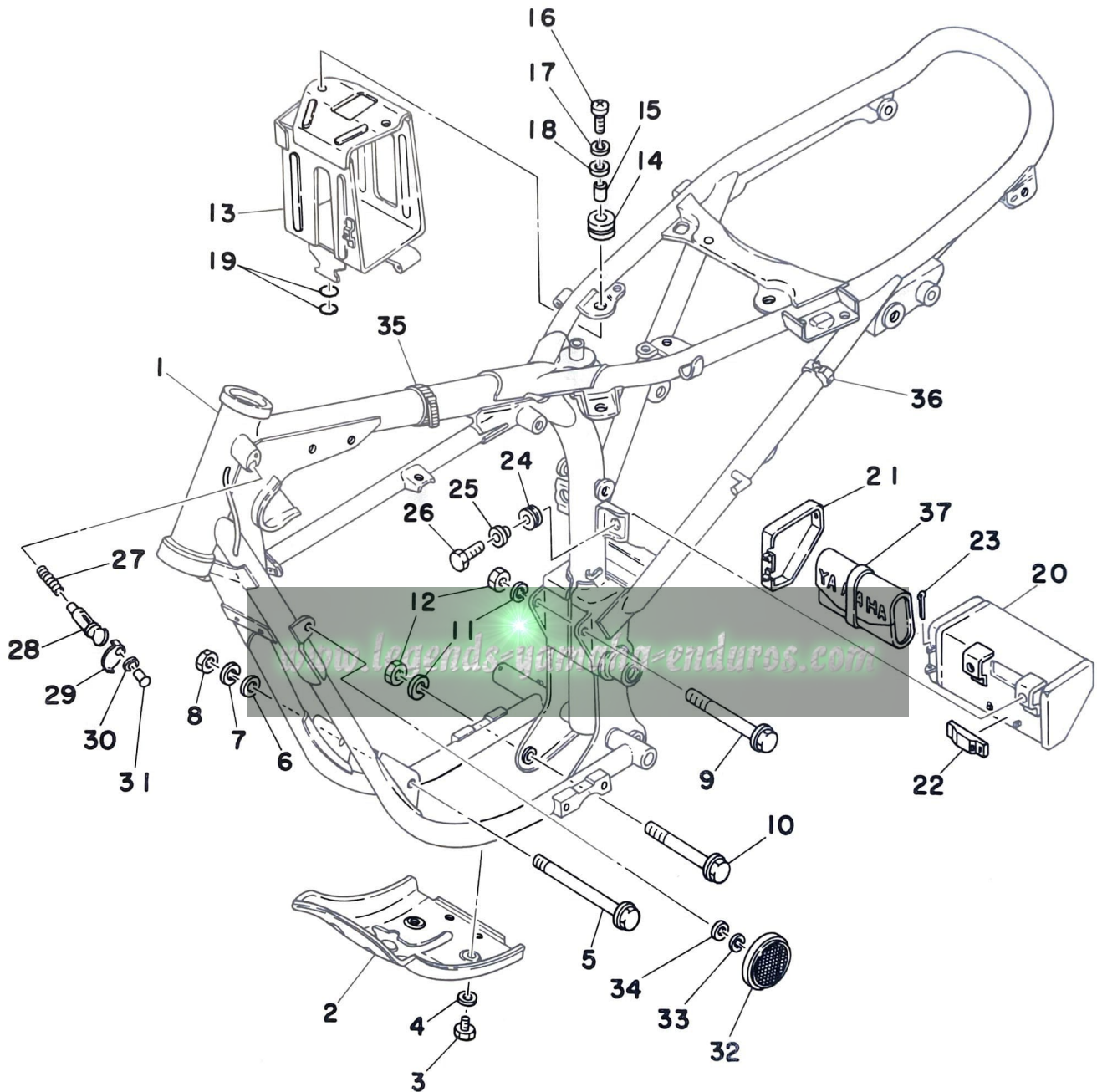


Fig. 15 FRAME · SIDE COVER



Ref. No.	Parts No.	Description	Q'ty	Applicable Machine No.	Remarks
15- 1	560-21110-00-33	FRAME COMP.	1		Yamaha Black
2	248-21471-00-33	PROTECTOR, engine	1		Yamaha Black
3	97301-06012	BOLT, hexagon	4		
4	92901-06600	WASHER, plate	4		
5	90105-08024	BOLT	1		
6	90209-08050	WASHER 1	2		
7	92901-08100	WASHER, spring	1		
8	90185-08054	NUT	1		
9	95821-10095	BOLT, flange	1		
10	95821-10085	BOLT, flange	1		
11	92901-10100	WASHER, spring	2		
12	90185-10035	NUT U	2		
13	261-21240-00-33	BATTERY BOX COMP.	1		Yamaha Black
14	248-21717-00	DAMPER, battery box 1	2		
15	90387-07379	COLLAR (214-21633-00)	2		
16	92501-06025	SCREW, panhead	2		
17	92901-06100	WASHER, spring	2		
18	92901-06600	WASHER, plate	2		
19	93210-11012	O-RING (2.4-11.4)	2		
20	248-21170-00-33	TOOL BOX COMP.	1		Yamaha Black
21	248-21399-00	CAP, tool box	1		
22	248-21746-00	DAMPER, tool box	1		
23	91401-25030	PIN, cotter	1		
24	90480-14102	GROMMET (214-21717-00)	2		
25	90387-07391	COLLAR (437-21633-00)	2		
26	97301-06020	BOLT, hexagon	2		
27	90502-08005	SPRING, conical (214-23485-00)	1		
28	341-23408-01	STEERING LOCK ASS'Y	1		
29	134-23484-10	CAP, handle lock	1		
30	90206-04003	WASHER, wave (214-23488-00)	1		
31	90269-04003	RIVET (214-23483-00)	1		
32	341-85111-00	REFLECTOR	2		

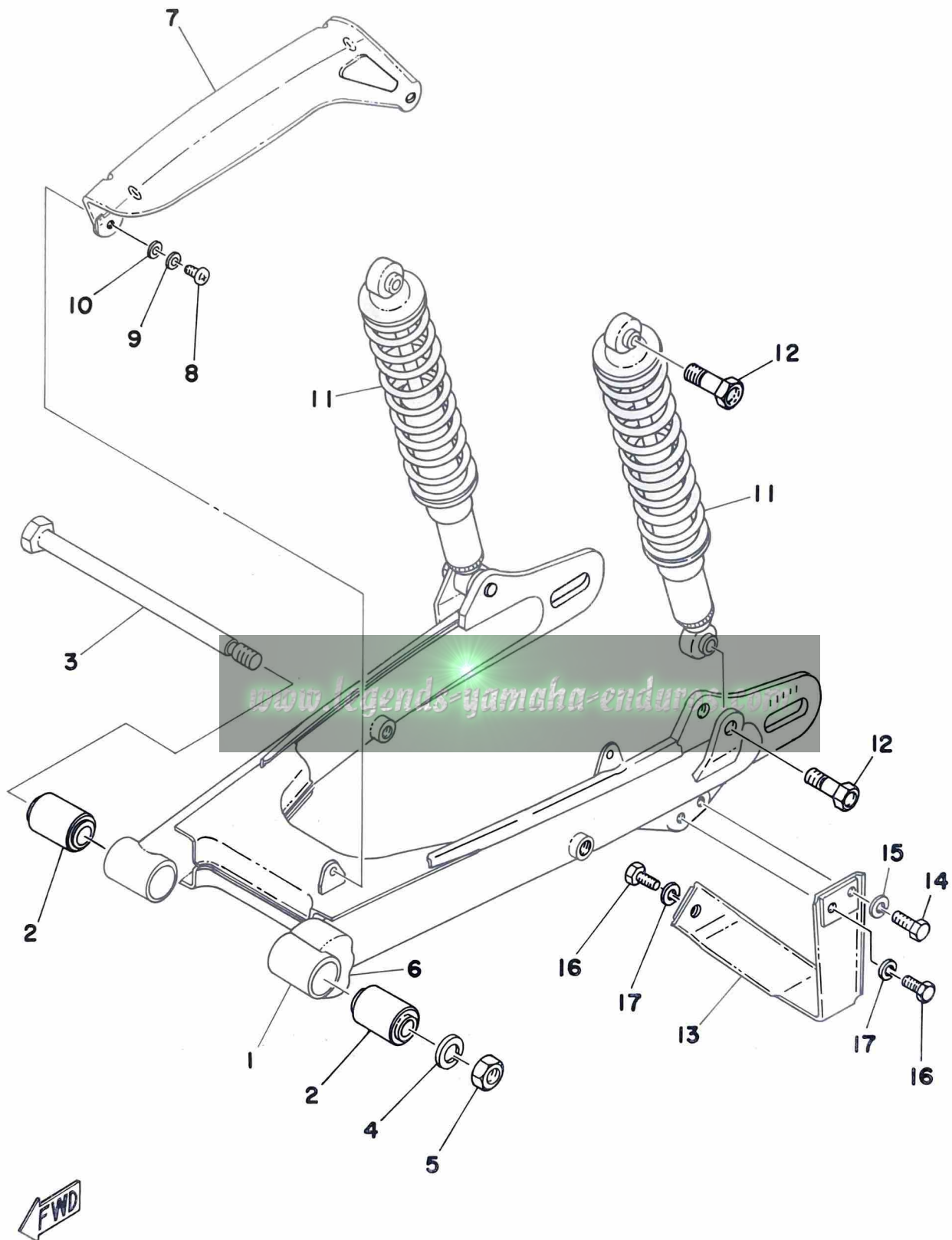
Fig. 15 FRAME · SIDE COVER



Ref. No.	Parts No.	Description	Q'ty	Applicable Machine No.	Remarks
15-33	92901-05100	WASHER, spring	2		
34	92901-05600	WASHER, plate	2		
35	341-26397-01	BAND	1		
36	444-14747-00	DAMPER, muffler	1		
37	443-28100-10	TOOL ASS'Y	1		

www.legends-yamaha-enduros.com

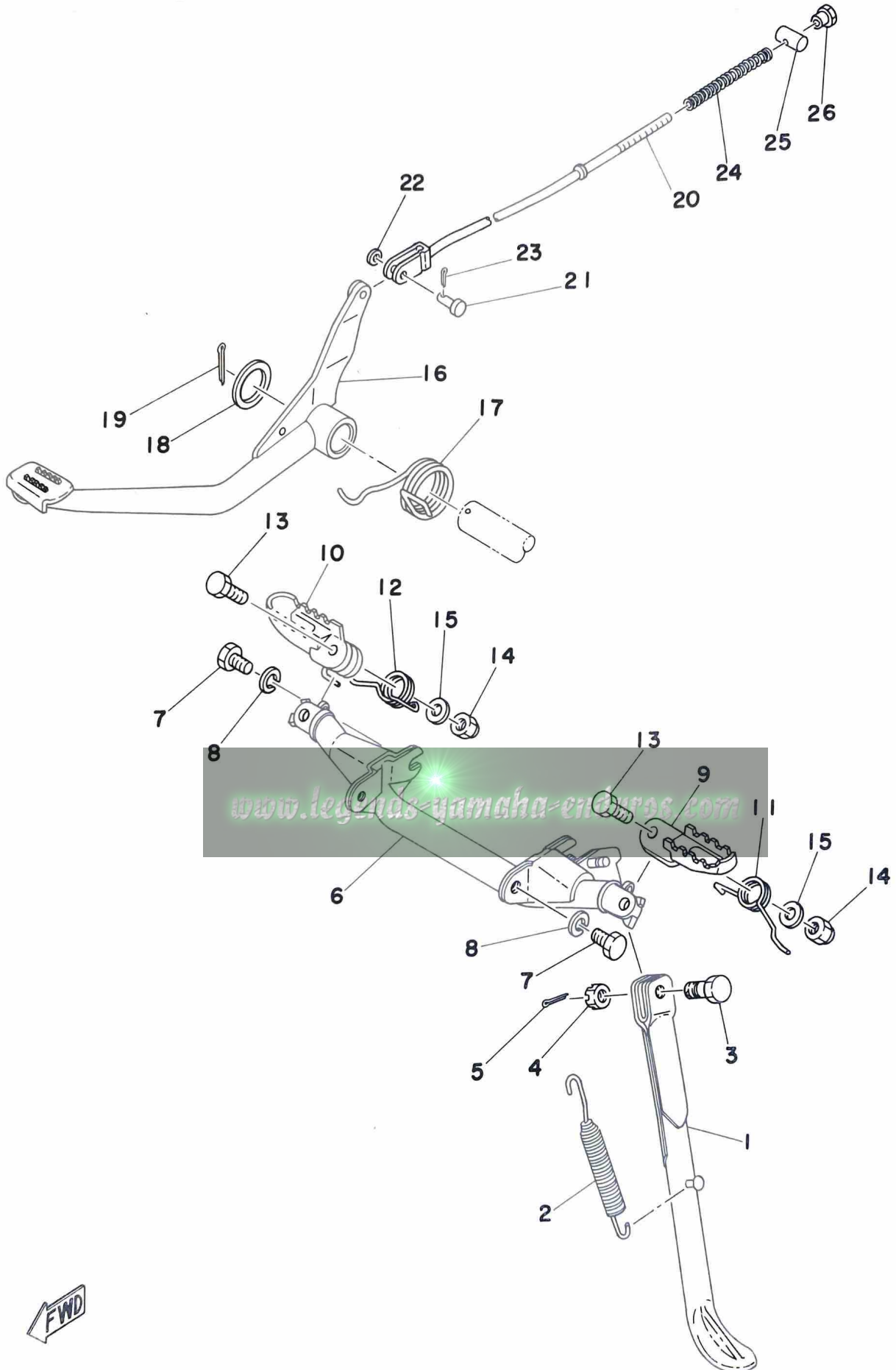
Fig. 16 REAR ARM · REAR CUSHION · CHAIN CASE



Ref. No.	Parts No.	Description	Q'ty	Applicable Machine No.	Remarks
16- 1	560-22110-00-33	REAR ARM COMP.	1		Yamaha Black
2	174-22123-00	BUSHING, rear arm	2		
3	248-22141-00	SHAFT, pivot	1		
4	92901-14100	WASHER, spring	1		
5	90170-14163	NUT	1		
6	248-22151-00	SEAL, guard	1		
7	444-22311-00-33	CASE, chain	1		Yamaha Black
8	98501-05010	SCREW, panhead	2		
9	92901-05100	WASHER, spring	2		
10	92901-05600	WASHER, plate	2		
11	558-22210-01	REAR CUSHION ASS'Y	2		
12	90109-10195	BOLT (401-22241-00)	4		
13	248-22318-00-33	GUARD, chain	1		Yamaha Black
14	97301-06018	BOLT, hexagon	1		
15	92901-06100	WASHER, spring	1		
16	97301-08018	BOLT, hexagon	2		
17	92901-08100	WASHER, spring	2		

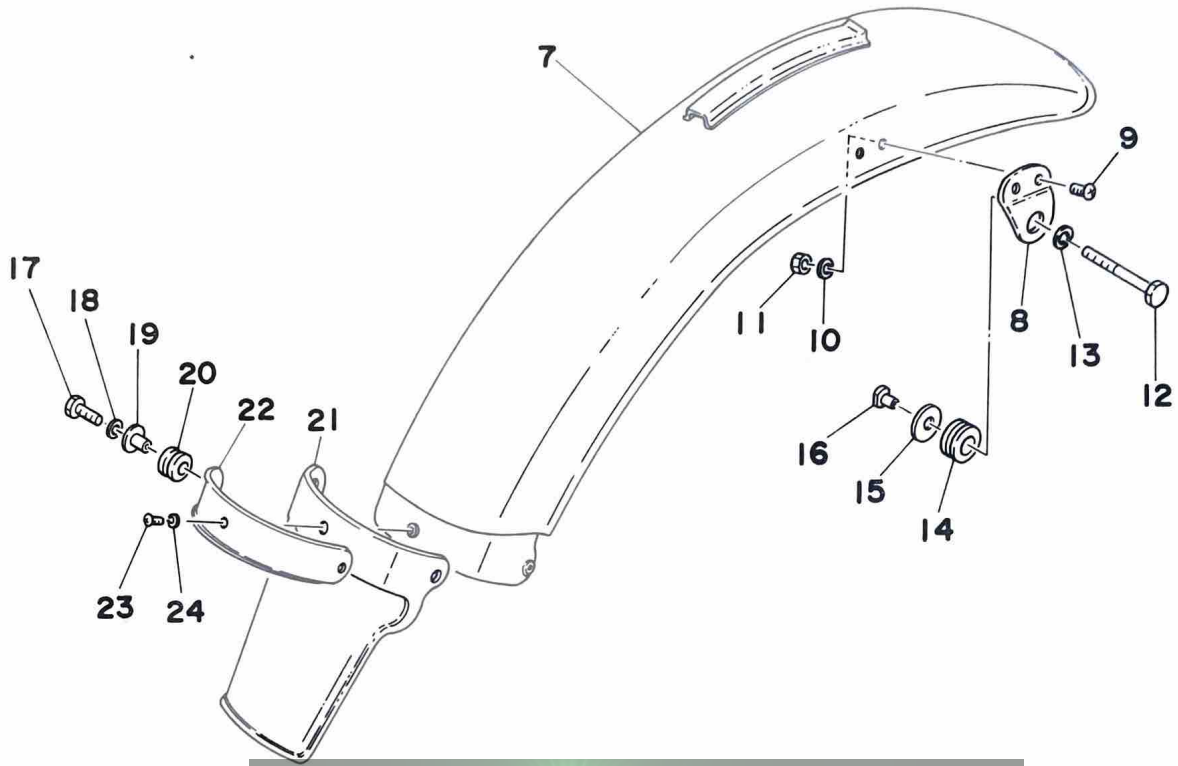


Fig. 17 STAND · FOOTREST · BRAKE PEDAL

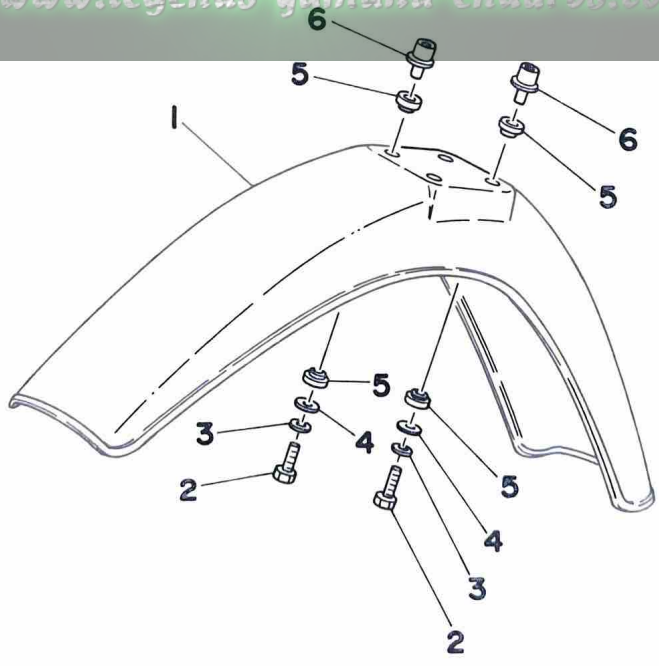


Ref. No.	Parts No.	Description	Q'ty	Applicable Machine No.	Remarks
17- 1	558-27311-00	STAND, side	1		
2	90507-29021	SPRING, tension	1		
3	90102-10006	BOLT (278-27317-00)	1		
4	90171-10012	NUT, castle	1		
5	91401-20025	PIN, cotter	1		
6	444-27411-10	FOOTREST	1		
7	97301-10018	BOLT, hexagon	2		
8	92901-10100	WASHER, spring	2		
9	434-27411-00	FOOTREST, left	1		
10	434-27421-00	FOOTREST, right	1		
11	90508-26138	SPRING, torsion	1		
12	90508-26139	SPRING, torsion	1		
13	90101-08250	BOLT	2		
14	95601-08100	NUT U	2		
15	90201-08578	WASHER, plate (8.2-14-1.6)	2		
16	248-27211-00-33	PEDAL, brake	1		Yamaha Black
17	90508-35070	SPRING, torsion (248-27216-00)	1		
18	90201-25289	WASHER, plate (248-27226-00)	1		25-34-1.6
19	91401-40035	PIN, cotter	1		
20	341-27231-00	ROD, brake	1		
21	90240-06006	PIN (248-27228-00)	1		
22	92901-06600	WASHER, plate	1		
23	91401-25012	PIN, cotter	1		
24	90501-10245	SPRING, compression (180-27236-00)	1		
25	90249-12008	PIN (156-27237-00)	1		
26	90179-06176	NUT	1		

Fig. 18 FRONT FENDER · REAR FENDER

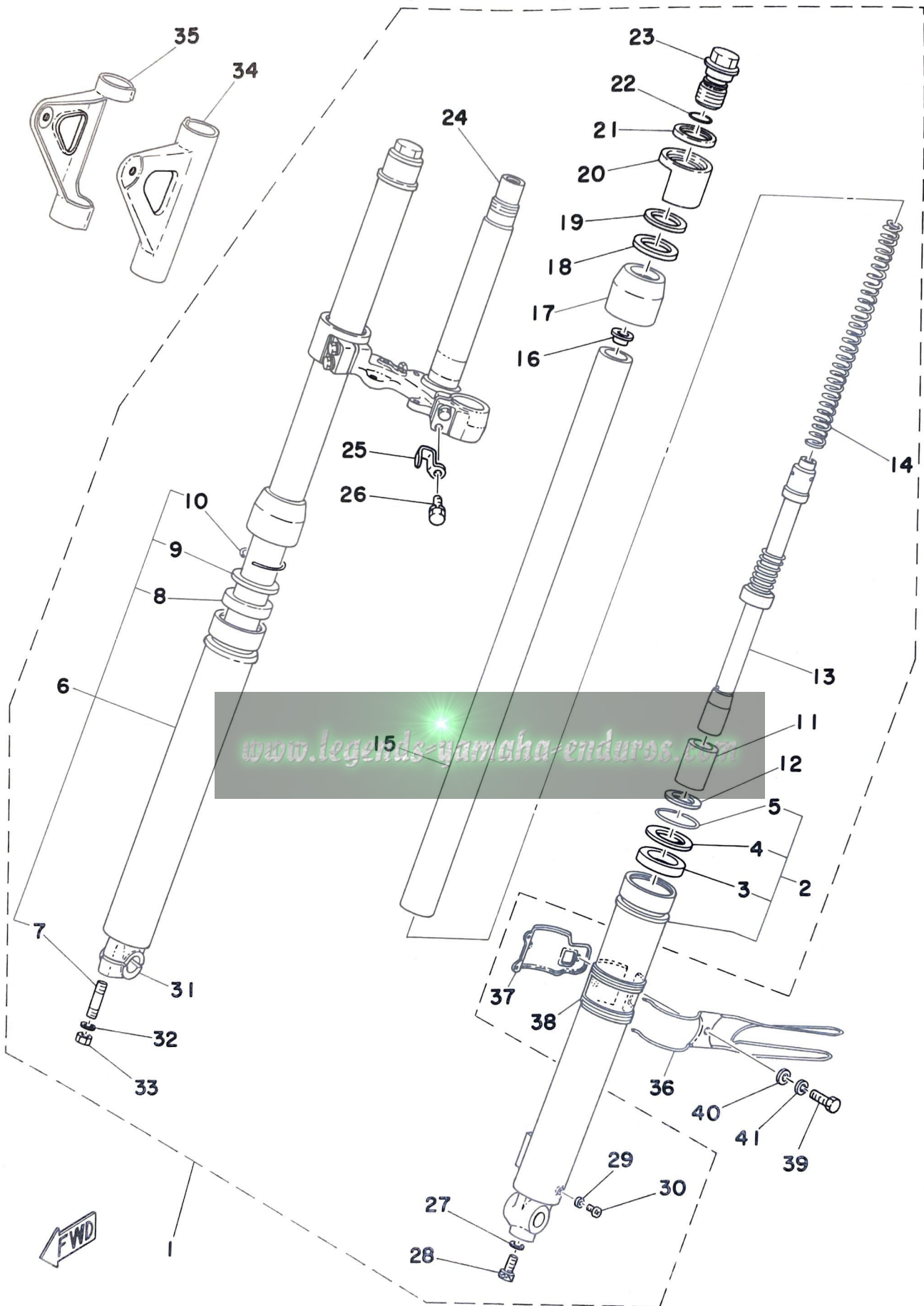


www.legends-yamaha-enduros.com



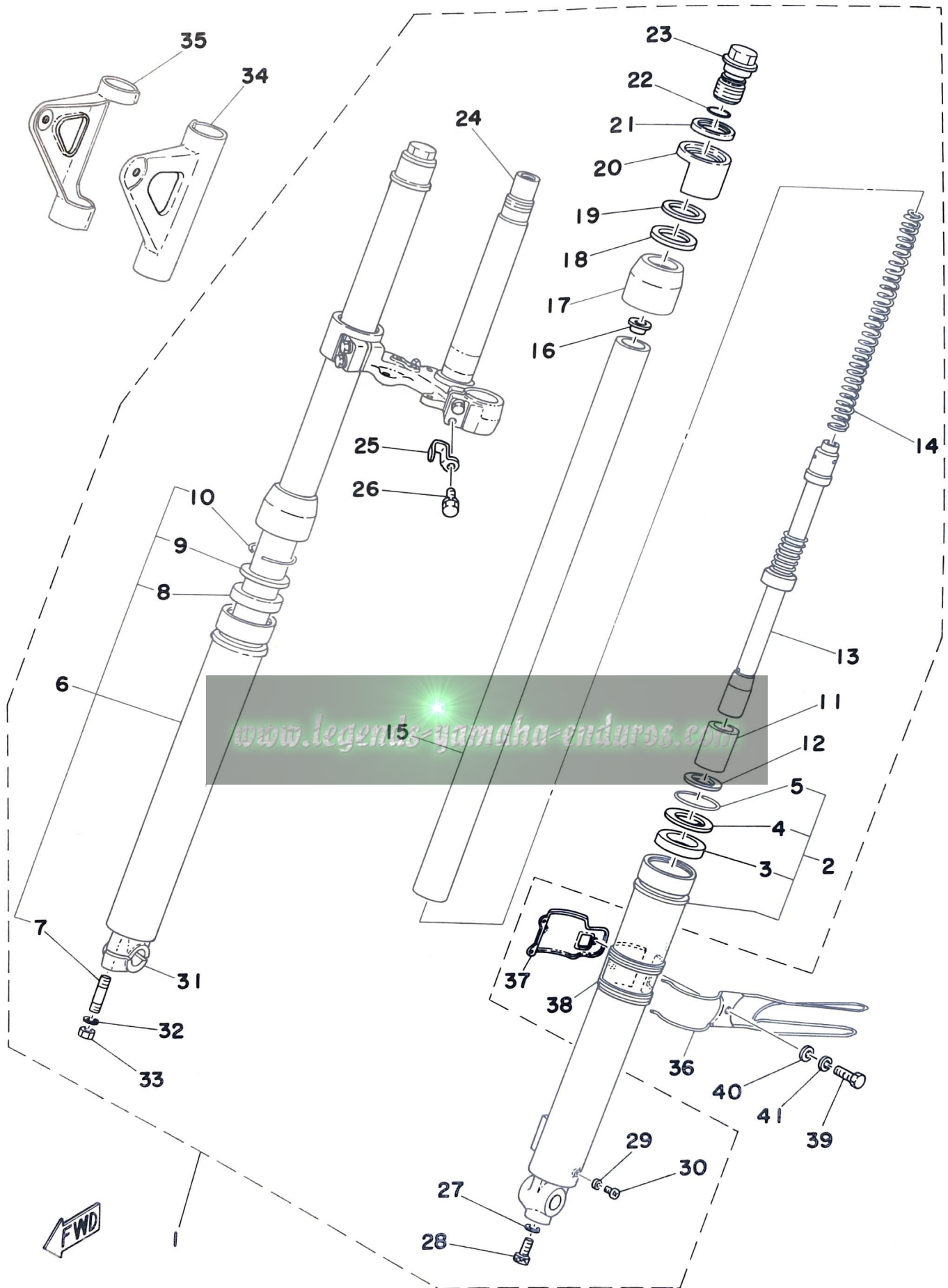
Ref. No.	Parts No.	Description	Q'ty	Applicable Machine No.	Remarks
18- 1	401-21511-00-20	FENDER, front	1		Crystal Silver
2	97301-06035	BOLT, hexagon	4		
3	92901-06100	WASHER, spring	4		
4	90201-06067	WASHER, plate (116-28324-00)	4		6.5-20-1.6
5	322-21541-00	DAMPER, fender	8		
6	558-21544-00	COLLAR	4		
7	444-21610-00-20	REAR FENDER COMP.	1		Crystal Silver
8	248-21613-00-91	STAY, fender 1	2		
9	92501-06012	SCREW, panhead	4		
10	92901-06100	WASHER, spring	4		
11	95301-06600	NUT, hexagon	4		
12	97303-08055	BOLT, hexagon	2		
13	92903-08100	WASHER, spring	2		
14	168-21638-00	DAMPER, front	2		
15	90201-12189	WASHER, plate (122-24746-00)	1		12.5-27-3.2
16	248-21635-00	NUT, rear fender	2		
17	97301-06025	BOLT, hexagon	2		
18	92901-06100	WASHER, spring	2		
19	90387-07391	COLLAR (437-21633-00)	2		
20	90480-14102	GROMMET (214-21717-00)	2		
21	248-21629-00	GUARD, mad front	1		
22	248-21622-00-33	BAND, guard	1		Yamaha Black
23	92501-06012	SCREW, panhead	1		
24	92901-06100	WASHER, spring	1		

Fig. 19 FRONT FORK



Ref. No.	Parts No.	Description	Q'ty	Applicable Machine No.	Remarks
19- 1	559-23101-00	FRONT FORK ASS'Y	1		
2	559-23126-00	. OUTER TUBE COMP., left	1		
3	137-23145-01	. . OIL SEAL	1		
4	315-23146-50	. . WASHER, oil seal	1		
5	315-23156-50	. . CLIP, oil seal	1		
6	559-23136-00	. OUTER TUBE COMP., right	1		
7	278-23128-50	. . BOLT, axle holder	2		
8	137-23145-01	. . OIL SEAL	1		
9	315-23146-50	. . WASHER, oil seal	1		
10	315-23156-50	. . CLIP, oil seal	1		
11	535-23171-00	. PISTON, front fork	2		
12	535-23183-01	. CIRCLIP	2		
13	525-23170-00	. CYLINDER COMP., front fork	2		
14	559-23141-00	. SPRING, fork	2		
15	525-23124-00	. TUBE, inner	2		
16	437-23117-01	. SEAT, spring upper	2		
17	535-23144-00	. SEAL, dust	2		
18	437-23163-00	. PACKING	2		
19	437-23161-00	. WASHER	2		
20	304-23122-50	. COVER, outer	2		
21	248-23115-01	. GUIDE, cover upper	2		
22	146-23114-00	. O-RING	2		
23	248-23111-01	. BOLT, cap	2		
24	559-23340-00-33	. UNDER BRACKET COMP.	1		Yamaha Black
25	214-23318-00	. HOLDER, wire	1		
26	90119-08012	. BOLT, under bracket	4		
27	214-23158-00	. PACKING	2		
28	91311-08020	. BOLT	2		
29	122-23129-00	. GASKET, drain plug	2		
30	122-23119-01	. PLUG, drain	2		
31	315-23167-50	. HOLDER	1		
32	92901-08100	. WASHER, spring	2		

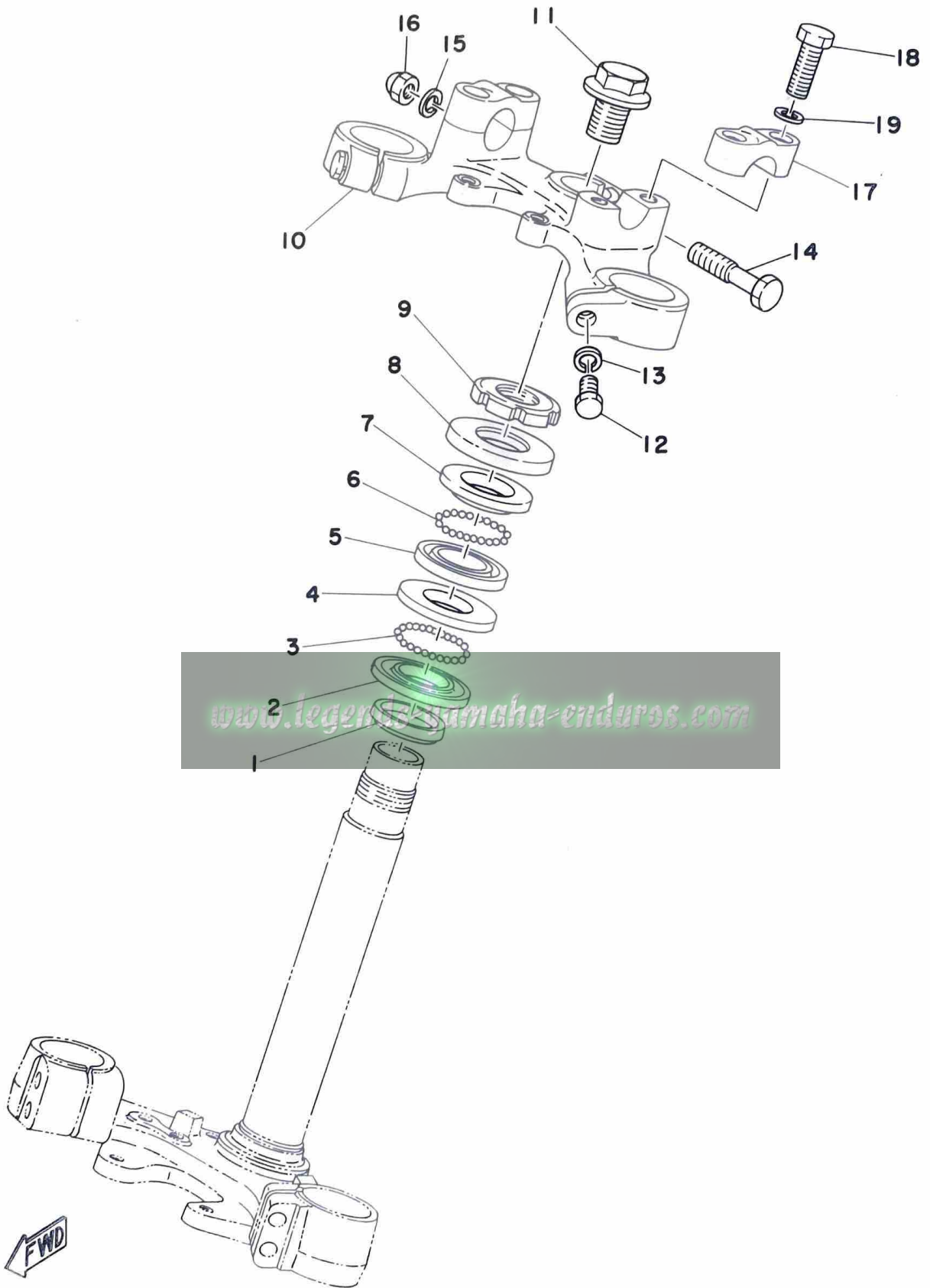
Fig. 19 FRONT FORK



Ref. No.	Parts No.	Description	Q'ty	Applicable Machine No.	Remarks
19-33	90170-08176	NUT	2		
34	438-23121-00-20	COVER, upper left	1		Crystal Silver
35	438-23131-00-20	COVER, upper right	1		Crystal Silver
36	559-23318-00	HOLDER, wire 1	1		
37	559-23319-00	HOLDER, wire 2	1		
38	559-21541-00	DAMPER	1		
39	97301-06025	BOLT, hexagon	1		
40	92901-06600	WASHER, plate	1		
41	92901-06100	WASHER, spring	1		



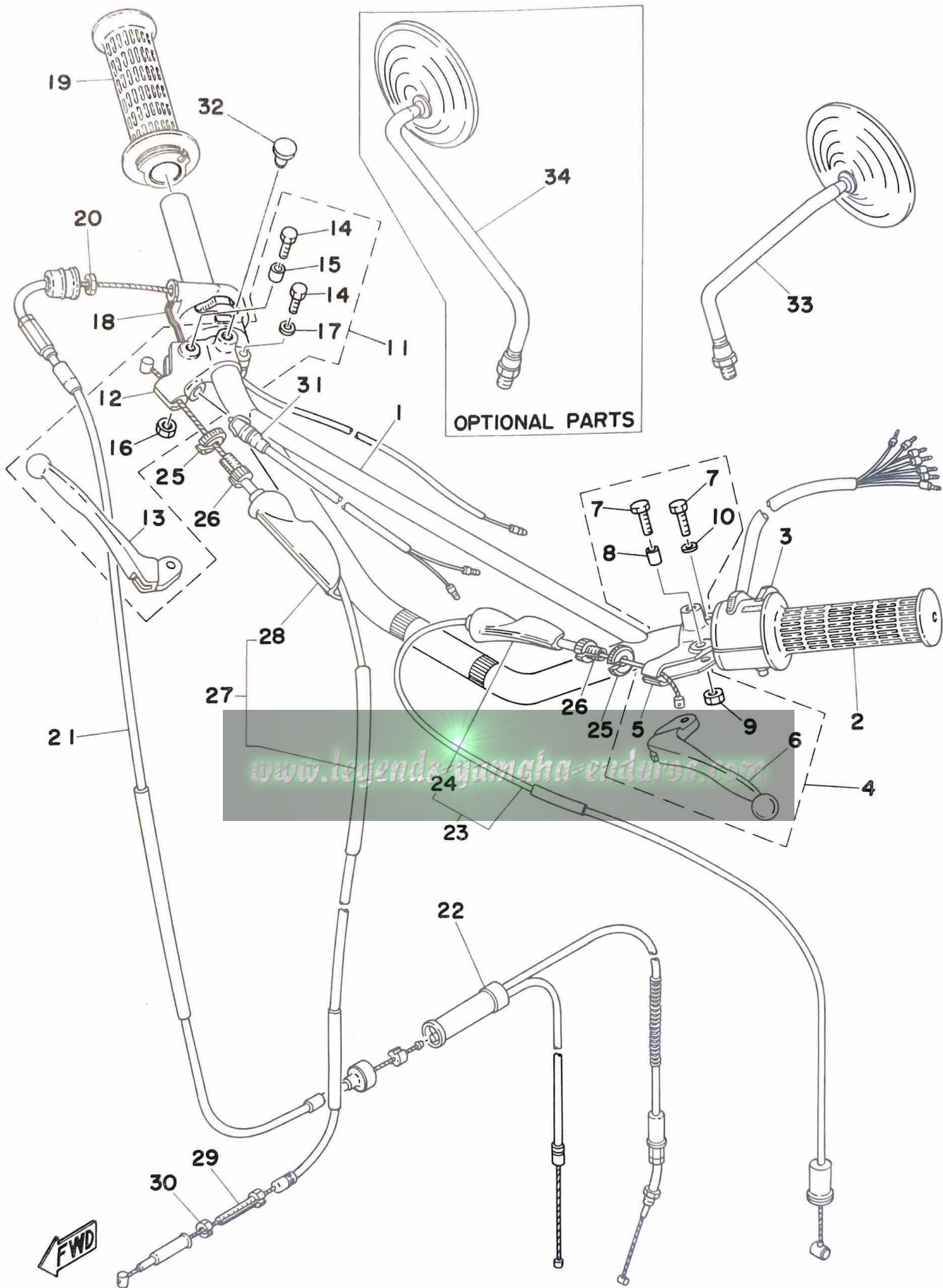
Fig. 20 STEERING



Ref. No.	Parts No.	Description	Q'ty	Applicable Machine No.	Remarks
20- 1	164-23462-00	SEAL, dust	1		
2	156-23411-00	RACE, ball 1	1		
3	93501-04011	BALL (1/4 inch)	19		
4	156-23412-00	RACE, ball 2	1		
5	122-23412-00	RACE, ball 2	1		
6	93503-16010	BALL (3/16 inch)	22		
7	122-23411-00	RACE, ball 1	1		
8	122-23416-00	COVER, ball race	1		
9	90179-25033	NUT (137-23454-00)	1		
10	443-23435-00-33	CROWN, handle	1		Yamaha Black
11	90105-14060	BOLT	1		
12	97303-10030	BOLT, hexagon	2		
13	92901-10100	WASHER, spring	2		
14	97323-08045	BOLT, hexagon	1		
15	92901-08100	WASHER, spring	1		
16	95303-08800	NUT, crown	1		
17	315-23441-00-33	HOLDER, handle upper	2		Yamaha Black
18	97323-08025	BOLT, hexagon	4		
19	92901-08100	WASHER, spring	4		

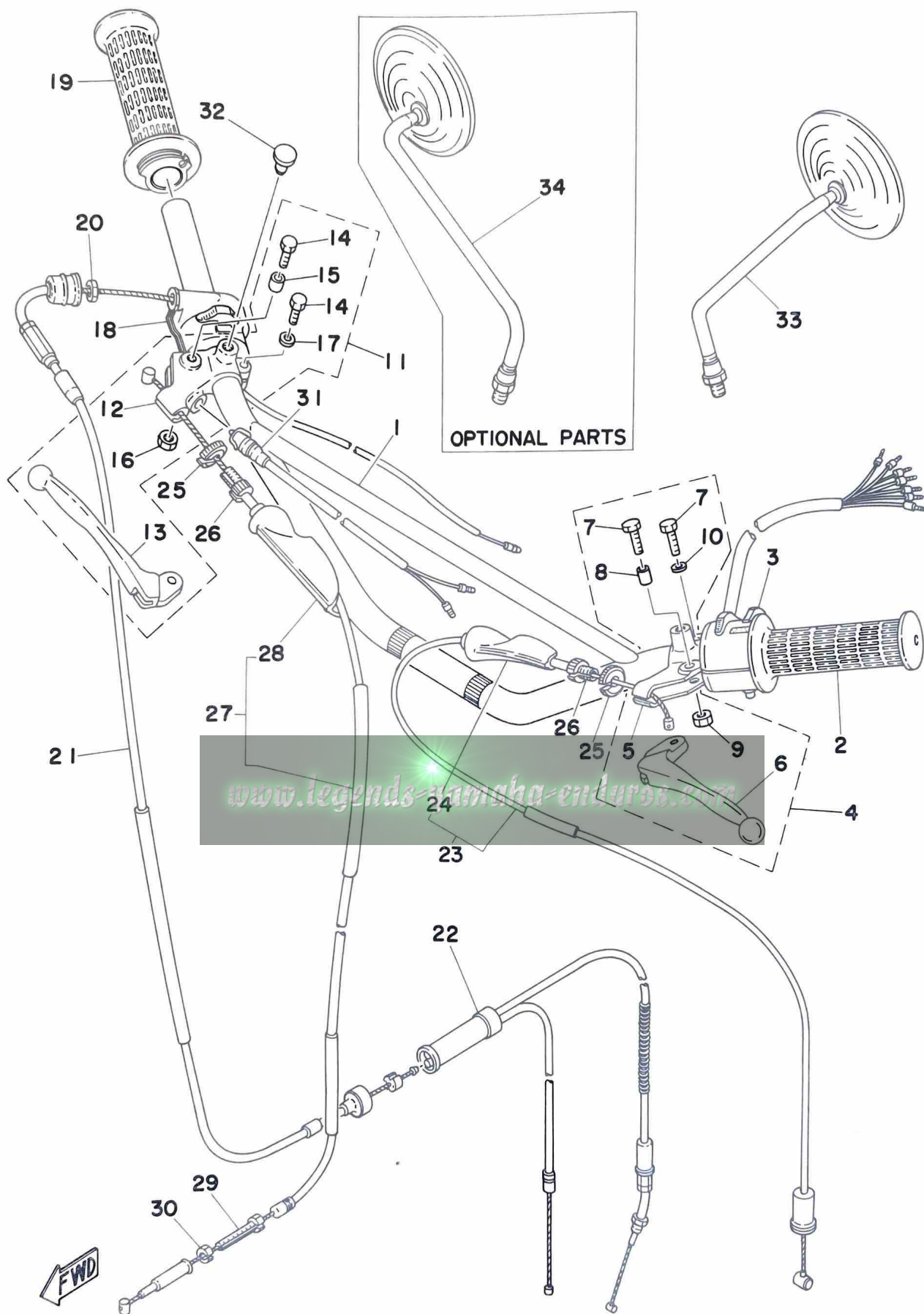


Fig. 21 HANDLE · WIRE



Ref. No.	Parts No.	Description	Q'ty	Applicable Machine No.	Remarks
21- 1	558-26111-00	HANDLE	1		
2	214-26241-20	GRIP, left	1		
3	444-83972-03	SWITCH, handle 4	1		
4	498-82910-10	LEVER HOLDER ASS'Y, left	1		
5	498-82911-00	. HOLDER, lever left	1		
6	214-83912-00	. LEVER, left	1		
7	97303-06020	. BOLT, hexagon	2		
8	214-83913-00	. COLLAR, lever	1		
9	95301-06700	. NUT, hexagon	1		
10	92901-06100	. WASHER, spring	1		
11	361-82920-91	LEVER HOLDER ASS'Y, right	1		
12	361-82921-31	. HOLDER, lever right	1		
13	233-83922-30	. LEVER, right	1		
14	97303-06020	. BOLT, hexagon	2		
15	214-83913-00	. COLLAR, lever	1		
16	95301-06700	. NUT, hexagon	1		
17	92901-06100	. WASHER, spring	1		
18	444-83975-01	SWITCH, handle 2	1		
19	437-26240-20	GRIP ASS'Y	1		
20	90170-10038	NUT	1		
21	443-26311-00	WIRE, throttle 1 (690mm)	1		
22	560-26312-00	WIRE, throttle 2	1		
23	444-26335-01	WIRE, clutch (1075mm)	1		
24	382-26372-01	. COVER, lever	1		
25	90179-08148	NUT (168-26344-00)	2		
26	90123-08046	BOLT (168-26337-00)	2		
27	443-26341-01	WIRE, brake (1085mm)	1		
28	498-26372-00	. COVER, lever	1		
29	90123-06010	BOLT (326-26345-00)	1		
30	90179-06143	NUT (109-26344-00)	1		
31	361-83980-30	FRONT STOP SWITCH ASS'Y	1		
32	90338-09012	PLUG (341-26329-00)	1		

Fig. 21 HANDLE · WIRE



Ref. No.	Parts No.	Description	Q'ty	Applicable Machine No.	Remarks
----------	-----------	-------------	------	------------------------	---------

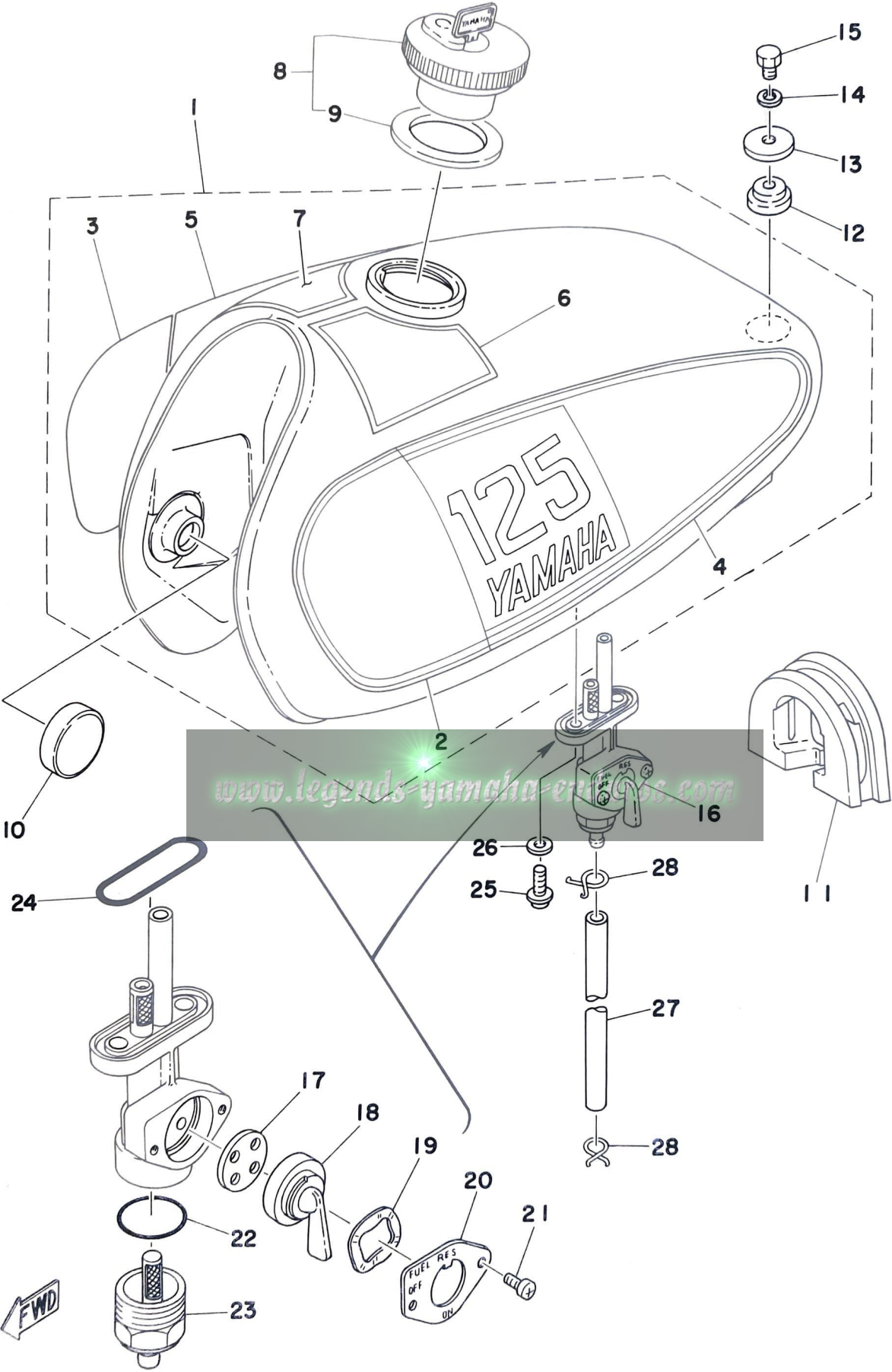
21-33	341-26290-10	BACK MIRROR ASS'Y, left 1		
-------	--------------	-------------------------	---------	--	--

OPTIONAL PARTS

34	341-26290-01	BACK MIRROR ASS'Y, right 1		
----	--------------	--------------------------	---------	--	--

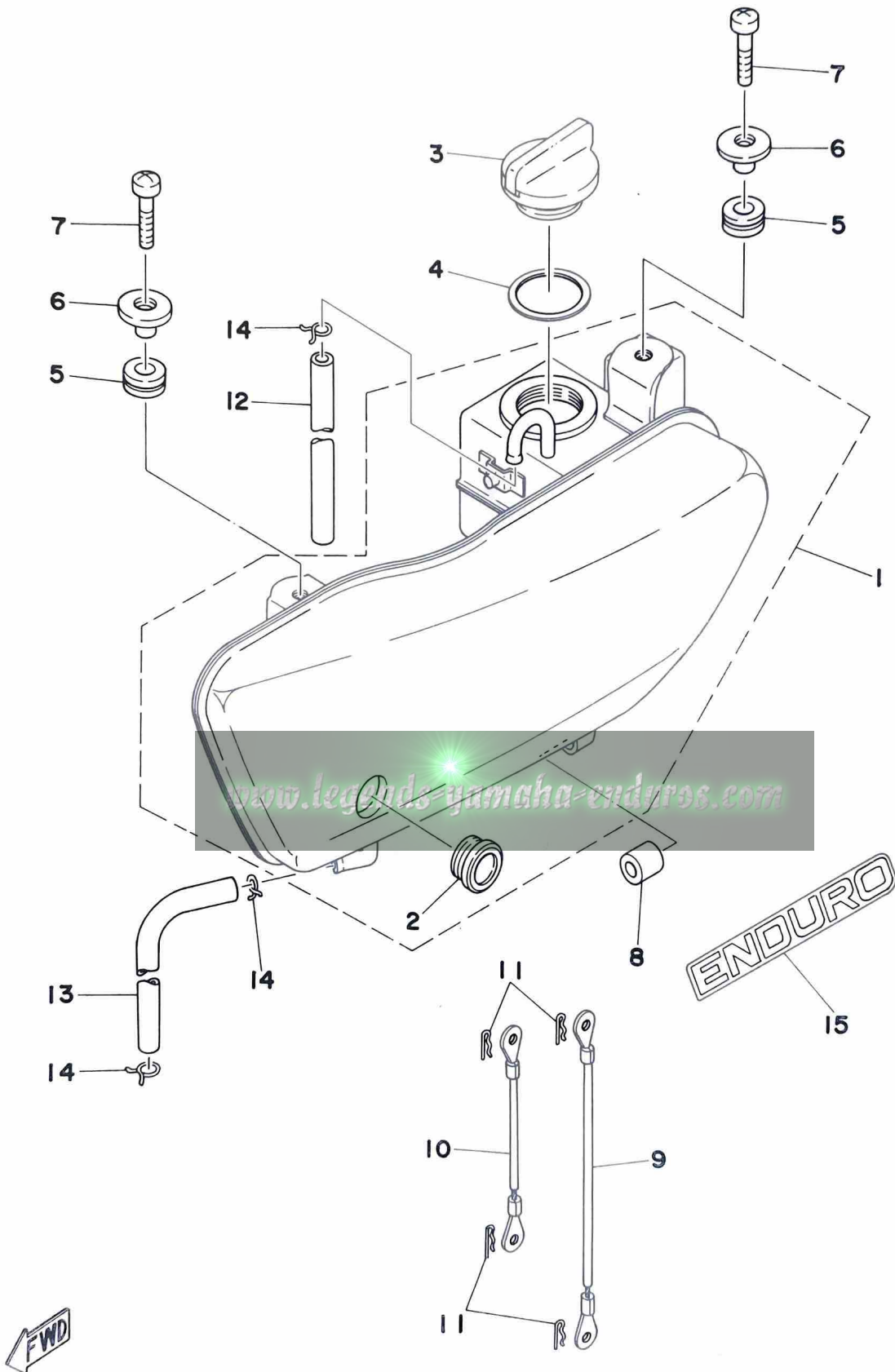


Fig. 22 FUEL TANK



Ref. No.	Parts No.	Description	Q'ty	Applicable Machine No.	Remarks
22- 1	560-24110-00-01	FUEL TANK COMP.	1		Chappy Red
2	558-24244-00	. GRAPHIC, fuel tank 1	1		
3	558-24245-00	. GRAPHIC, fuel tank 2	1		
4	560-24246-00	. GRAPHIC, fuel tank 3	1		
5	560-24247-00	. GRAPHIC, fuel tank 4	1		
6	558-24254-00	. GRAPHIC, fuel tank 5	1		
7	558-24255-00	. GRAPHIC, fuel tank 6	1		
8	498-24602-03	CAP ASS'Y	1		
9	498-24612-00	. PACKING, cap	1		
10	156-24181-00	DAMPER, locating 1	2		
11	444-24183-00	DAMPER, locating 3	1		
12	90480-25135	DAMPER (322-24182-00)	1		
13	90209-08098	WASHER (341-83348-00)	1		
14	92901-08100	WASHER, spring	1		
15	97301-08015	BOLT, hexagon	1		
16	558-24500-00	FUEL COCK ASS'Y	1		
17	498-24523-00	. VALVE	1		
18	498-24524-00	. LEVER, cock	1		
19	90206-18025	. WASHER, wave (137-24518-00)	1		
20	498-24525-00	. PLATE, lever fitting	1		
21	214-24535-00	. SCREW, lever fitting	2		
22	498-24522-00	. O-RING	1		
23	498-24521-00	. CUP, filter	1		
24	214-24512-00	. O-RING	1		
25	90149-06011	BOLT (256-24143-00)	2		
26	90202-06010	WASHER, plate (178-14766-00)	2		6.2-12-1.5
27	560-24311-00	PIPE, fuel	1		
28	90467-10008	CLIP (143-24356-00)	2		

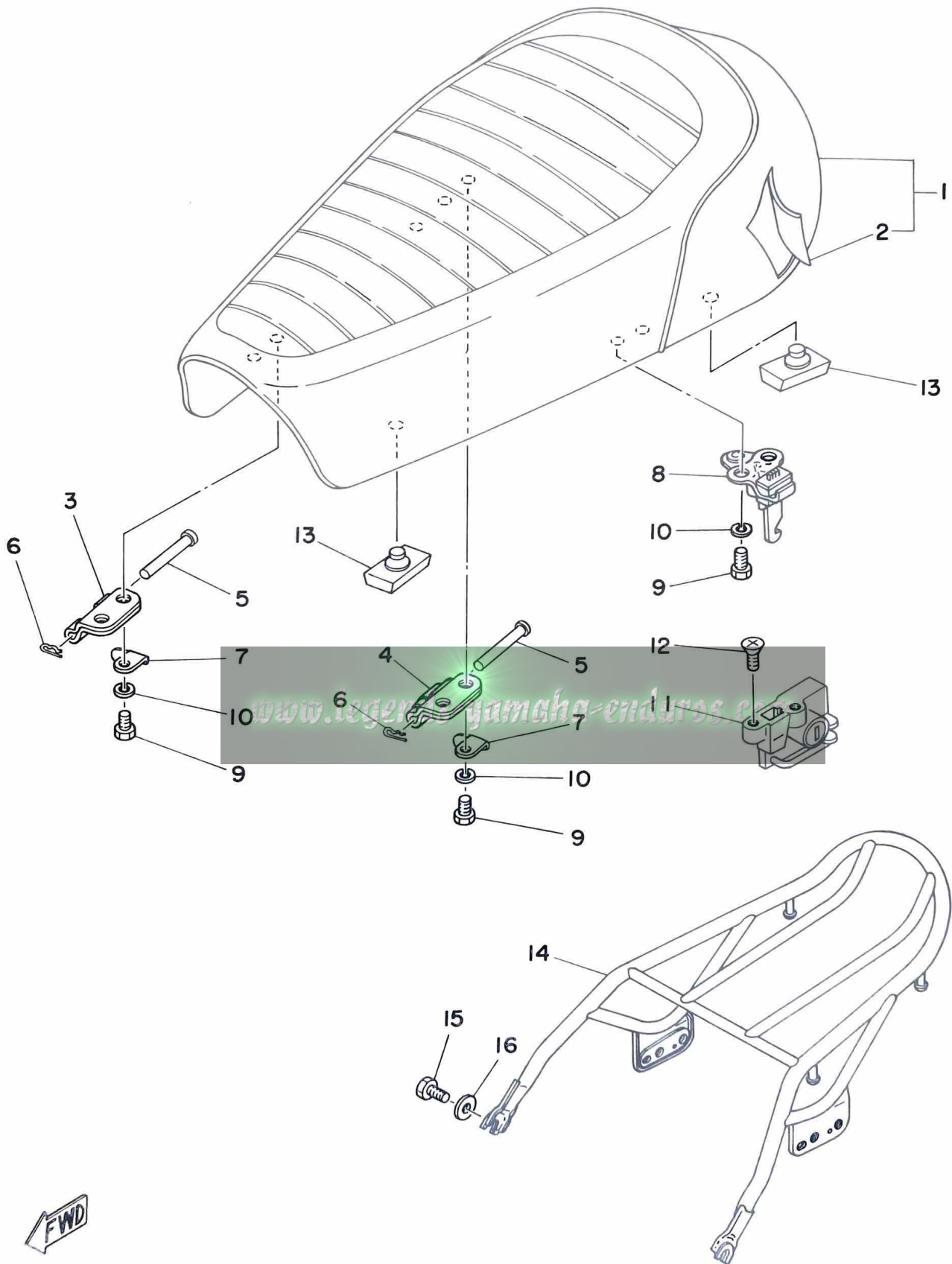
Fig. 23 OIL TANK



Ref. No.	Parts No.	Description	Q'ty	Applicable Machine No.	Remarks
23- 1	560-21705-00-E1	OIL TANK ASS'Y	1		Chappy Red
2	360-21761-00	. GAUGE, level	1		
3	214-21771-00	CAP, oil tank	1		
4	90430-29114	GASKET, cap (214-21772-00)	1		29-36-2
5	90480-14102	GROMMET (214-21717-00)	2		
6	90387-07391	COLLAR (437-21633-00)	2		
7	90157-06029	SCREW, panhead special	2		
8	437-21779-00	DAMPER, oil tank	1		
9	248-21775-00	BAND, tank fitting	1		
10	261-21775-00	BAND, tank fitting	1		
11	90468-10050	CLIP (156-83525-00)	4		
12	90446-09012	HOSE (248-21745-00)	1		5-450
13	90445-09174	HOSE (248-21766-00)	1		5-420
14	90467-08003	CLIP (101-24356-00)	3		
15	393-21787-20	EMBLEM, oil tank	1		

www.legends-yamaha-enduros.com

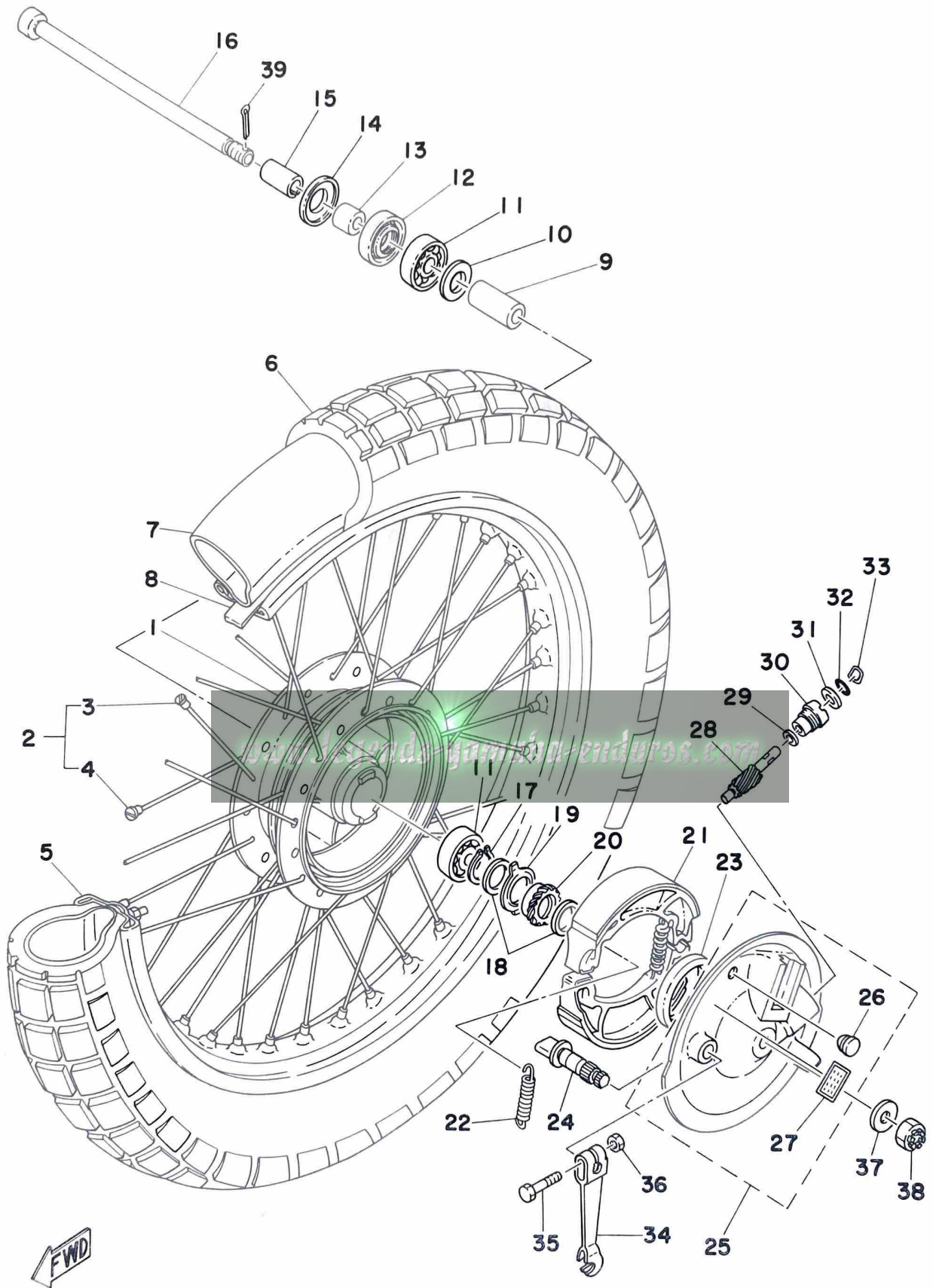
Fig. 24 SEAT



Ref. No.	Parts No.	Description	Q'ty	Applicable Machine No.	Remarks
24- 1	560-24710-00	SINGLE SEAT ASS'Y	1		
2	560-24711-00	. COVER, single seat	1		
3	315-24726-00	HINGE, seat	1		
4	560-24726-00	HINGE, seat	1		
5	91501-05055	PIN, clevis	2		
6	90468-10050	CLIP (156-83525-00)	2		
7	444-24768-00	STOPPER	2		
8	371-24728-00	BRACKET, seat	1		
9	97301-06012	BOLT, hexagon	6		
10	92901-06100	WASHER, spring	6		
11	558-24705-00	SEAT LOCK ASS'Y	1		
12	98701-06012	SCREW, flathead	2		
13	214-24724-00	DAMPER, seat	2		
14	444-24810-00	SUB CARRIER ASS'Y	1		
15	97303-10020	BOLT, hexagon	2		
16	92903-10600	WASHER, plate	2		

www.legends-yamaha-enduros.com

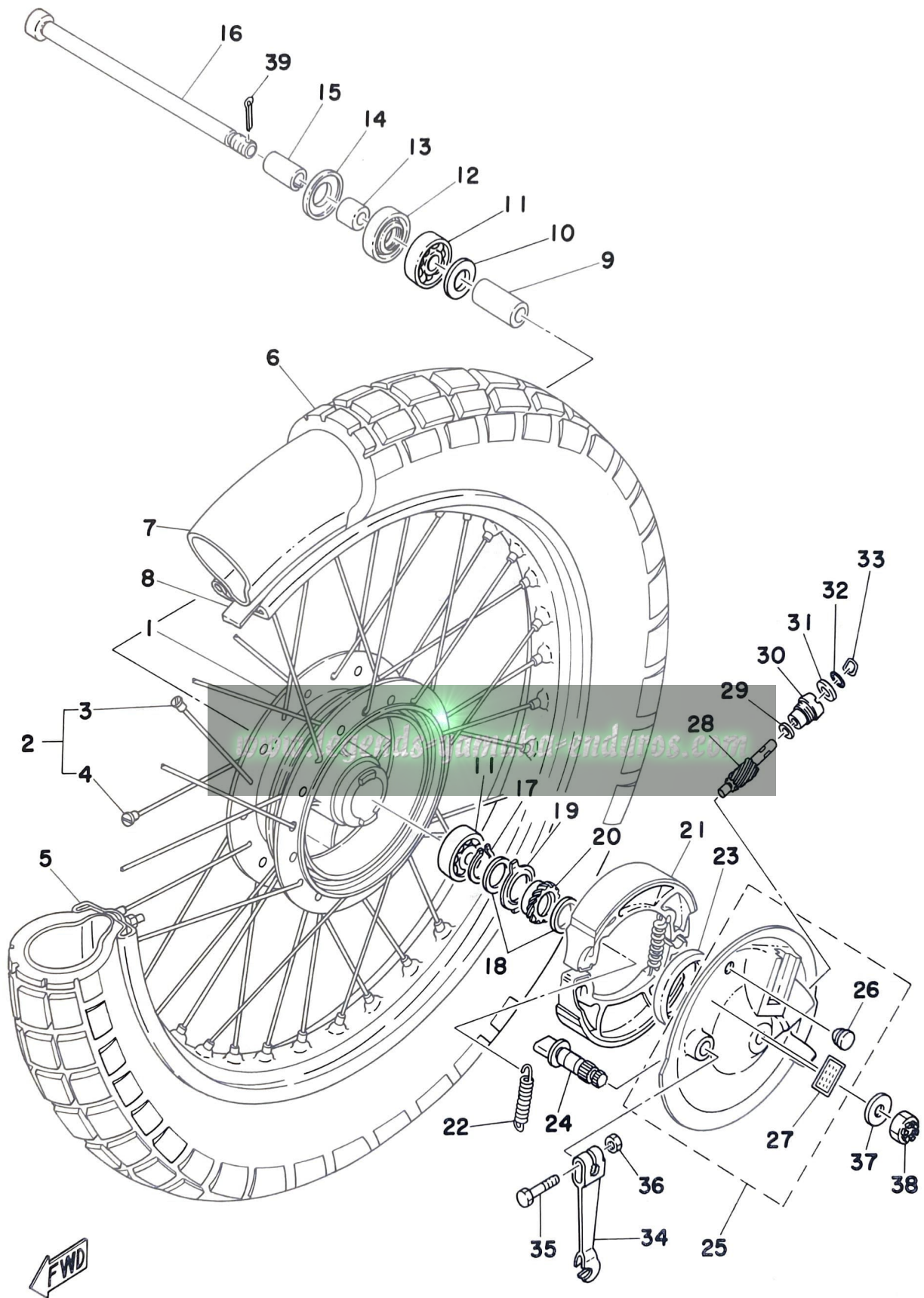
Fig. 25 FRONT WHEEL



Ref. No.	Parts No.	Description	Q'ty	Applicable Machine No.	Remarks
25- 1	443-25111-00	HUB, front	1		
2	458-25104-00	SPOKE SET	1s		
3	458-25196-90	. SPOKE SET, inner (10PCS)	1s		
4	458-25197-90	. SPOKE SET, outer (10PCS)	1s		
5	94416-21123	RIM (1.60A-21)	1		
6	94127-21332	TIRE (2.75-21-4PR)	1		
7	94227-21031	TUBE (2.75-21)	1		
8	94327-21024	BAND, rim (2.75-21)	1		
9	90560-12138	SPACER (183-25117-00)	1		12-18-43
10	109-25315-00	FLANGE, spacer	1		
11	93306-30103	BEARING (6301Z)	2		
12	93102-18008	OIL SEAL (SD-18-37-8)	1		
13	90387-12095	COLLAR (183-25183-00)	1		12-18-16
14	183-25118-00	COVER, hub dust	1		
15	90387-12100	COLLAR (315-25186-00)	1		12-16-45.5
16	401-25181-00	SHAFT, wheel	1		
17	93410-20009	CIRCLIP (S-20)	1		
18	90201-20269	WASHER, plate (183-25147-00)	2		20.5-26-1.0
19	183-25149-00	CLUTCH, meter	1		
20	248-25135-10	GEAR, drive	1		
21	437-25330-00	BRAKE SHOE COMP.	2		
22	90506-16036	SPRING, tension (183-25333-00)	2		
23	93105-47007	OIL SEAL (SDD-47-58-7)	1		
24	248-25351-00	CAMSHAFT	1		
25	559-25120-00	BRAKE SHOE PLATE ASS'Y	1		
26	90480-10068	. GROMMET	1		
27	437-25134-00	. LABEL, indicator	1		
28	248-25138-10	GEAR, meter	1		
29	90201-07076	WASHER, plate (183-25146-00)	1		7-12-0.8
30	109-25136-00	BUSHING	1		
31	93104-07003	OIL SEAL (SO-7-14-4)	1		
32	93210-14104	O-RING (2.4-13.8)	1		

www.legends-yamaha-enduros.com

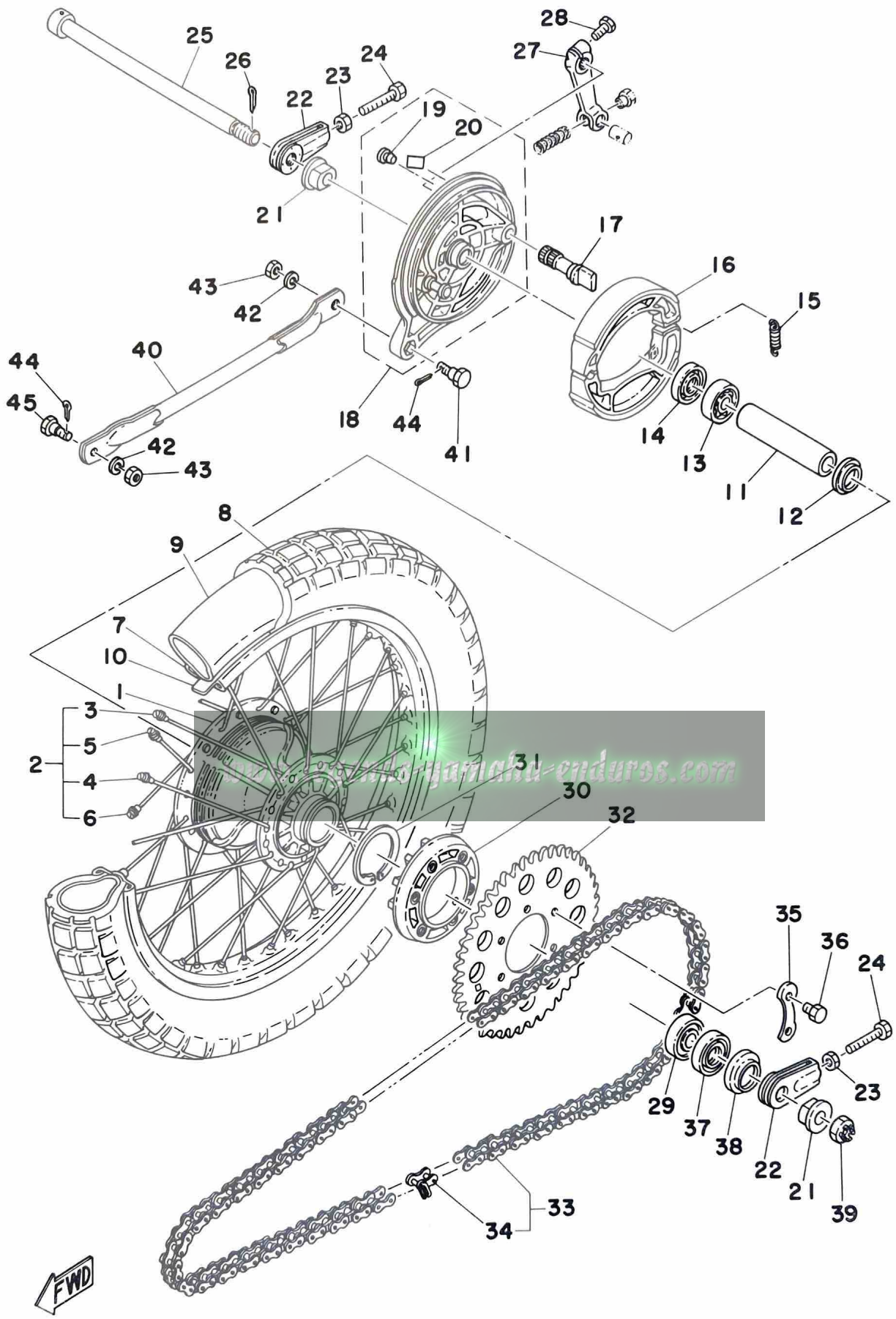
Fig. 25 FRONT WHEEL



Ref. No.	Parts No.	Description	Q'ty	Applicable Machine No.	Remarks
25-33	102-25137-00	RING, stop	1		
34	559-25155-00	LEVER, camshaft	1		
35	90101-06030	BOLT	1		
36	95301-06600	NUT, hexagon	1		
37	92901-12600	WASHER, plate	1		
38	90171-12005	NUT, castle (367-25382-00)	1		
39	91401-30022	PIN, cotter	1		

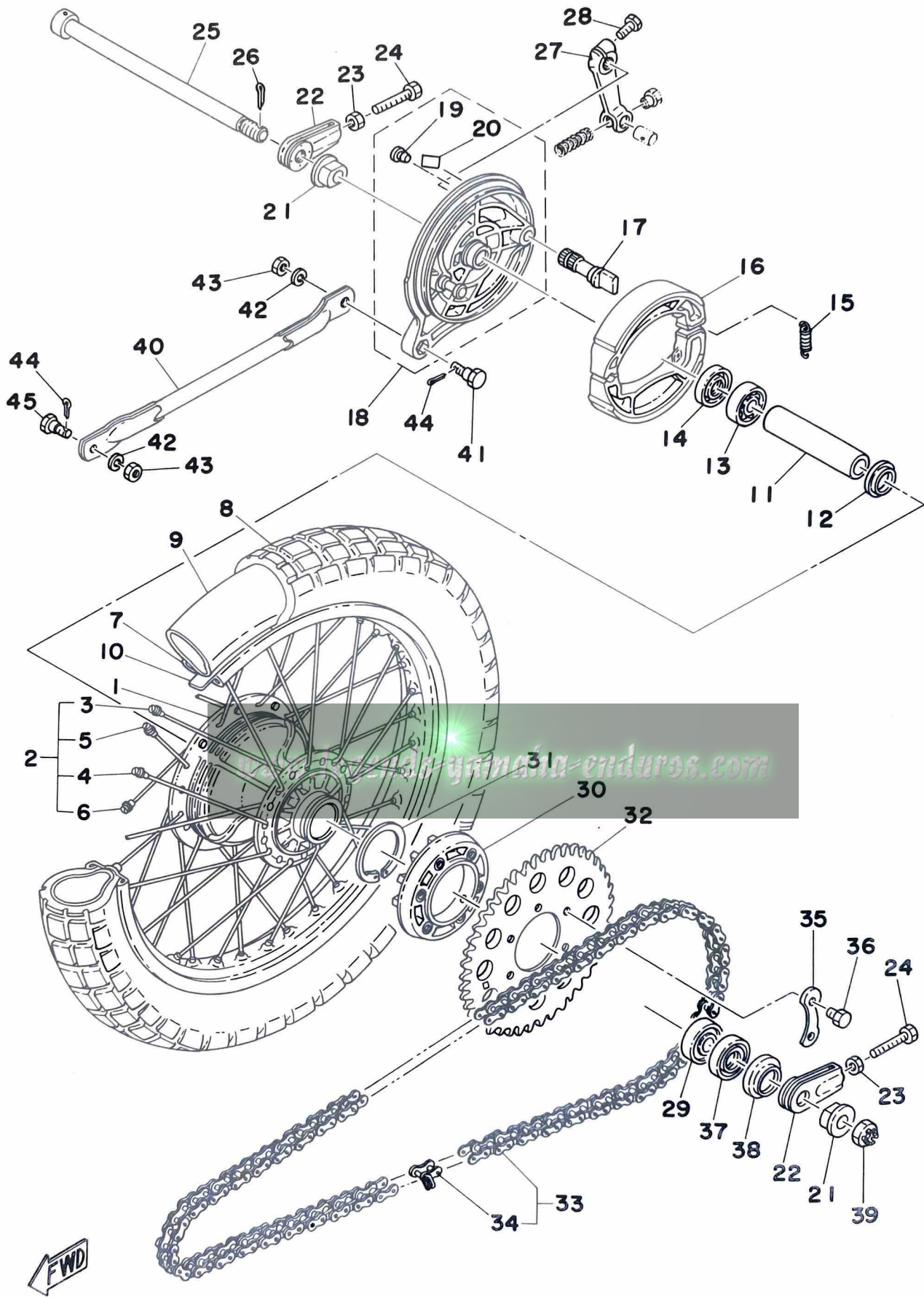
www.legends-yamaha-enduros.com

Fig. 26 REAR WHEEL



Ref. No.	Parts No.	Description	Q'ty	Applicable Machine No.	Remarks
26- 1	443-25311-00	HUB, rear	1		
2	443-25304-00	SPOKE SET	1s		
3	443-25396-90	. SPOKE SET, inner left (10PCS)	1s		
4	443-25397-90	. SPOKE SET, outer left (10PCS)	1s		
5	443-25391-90	. SPOKE SET, inner right (10PCS)	1s		
6	443-25392-90	. SPOKE SET, outer right (10PCS)	1s		
7	94416-18040	RIM (1.60A-18)	1		
8	94132-18335	TIRE (3.25-18-4PR)	1		
9	94232-18020	TUBE (3.25-18)	1		
10	94332-18016	BAND, rim (3.25-18)	1		
11	248-25317-00	SPACER, bearing	1		
12	148-25115-00	FLANGE, spacer	1		
13	93306-20204	BEARING (6202Z)	1		
14	93106-26005	OIL SEAL (DD-26-42-8)	1		
15	90506-16036	SPRING, tension (183-25333-00)	2		
16	437-25330-00	BRAKE SHOE COMP.	2		
17	248-25351-00	CAMSHAFT	1		
18	437-25320-10	BRAKE SHOE PLATE ASS'Y	1		
19	90480-10068	. GROMMET	1		
20	437-25134-00	. LABEL, indicator	1		
21	90387-15115	COLLAR (248-25377-00)	2		15-26-24
22	248-25388-00	PULLER, chain	2		
23	95301-08700	NUT, hexagon	2		
24	90101-08034	BOLT, hexagon (168-25379-00)	2		
25	401-25381-00	SHAFT, wheel	1		
26	91401-30030	PIN, cotter	1		
27	214-25355-00	LEVER, camshaft	1		
28	97301-06025	BOLT, hexagon	1		
29	93306-30203	BEARING (6302Z)	1		
30	248-25364-00	DAMPER, clutch	1		
31	93410-52034	CIRCLIP (S-52)	1		

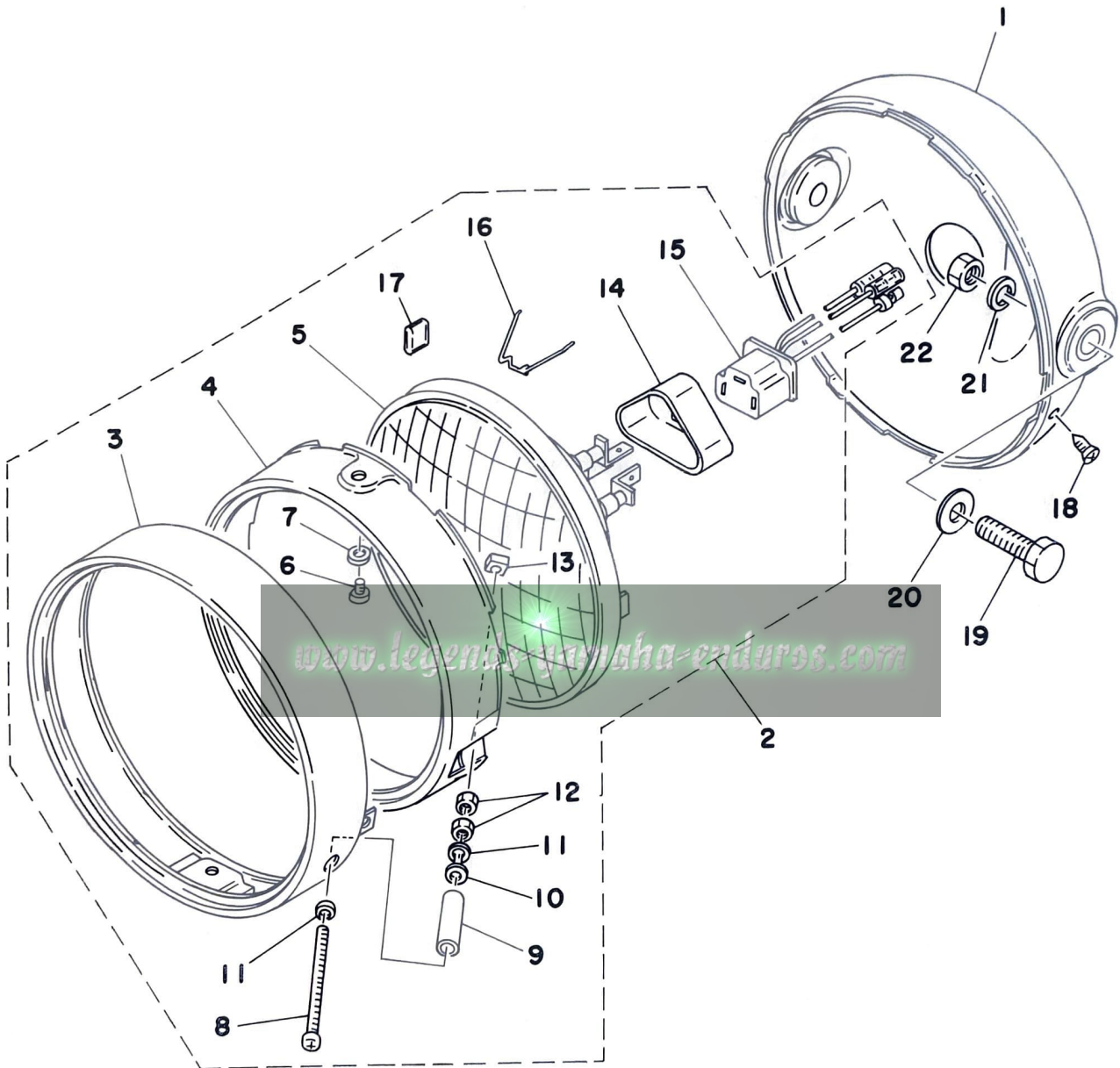
Fig. 26 REAR WHEEL



Ref. No.	Parts No.	Description	Q'ty	Applicable Machine No.	Remarks
26-32	248-25443-10	GEAR, sprocket wheel (43T)	} U. R 1		STD
	248-25445-10	GEAR, sprocket wheel (45T)			
	248-25447-10	GEAR, sprocket wheel (47T)			
33	94524-28114	CHAIN (DK428H-114L)	1		
34	94624-28001	, JOINT, chain	1		
35	214-25412-00	WASHER, lock	3		
36	90101-08282	BOLT	6		
37	93104-22018	OIL SEAL (SO-22-35-5)	1		
38	401-25367-00	COVER, dust	1		
39	90171-14006	NUT, castle (214-25182-01)	1		
40	401-25371-00	BAR, tension	1		
41	90109-08063	BOLT (109-25373-00)	1		
42	92901-08100	WASHER, spring	2		
43	95301-08700	NUT, hexagon	2		
44	91401-20012	PIN, cotter	2		
45	90109-08368	BOLT	1		

www.legends-yamaha-enduros.com

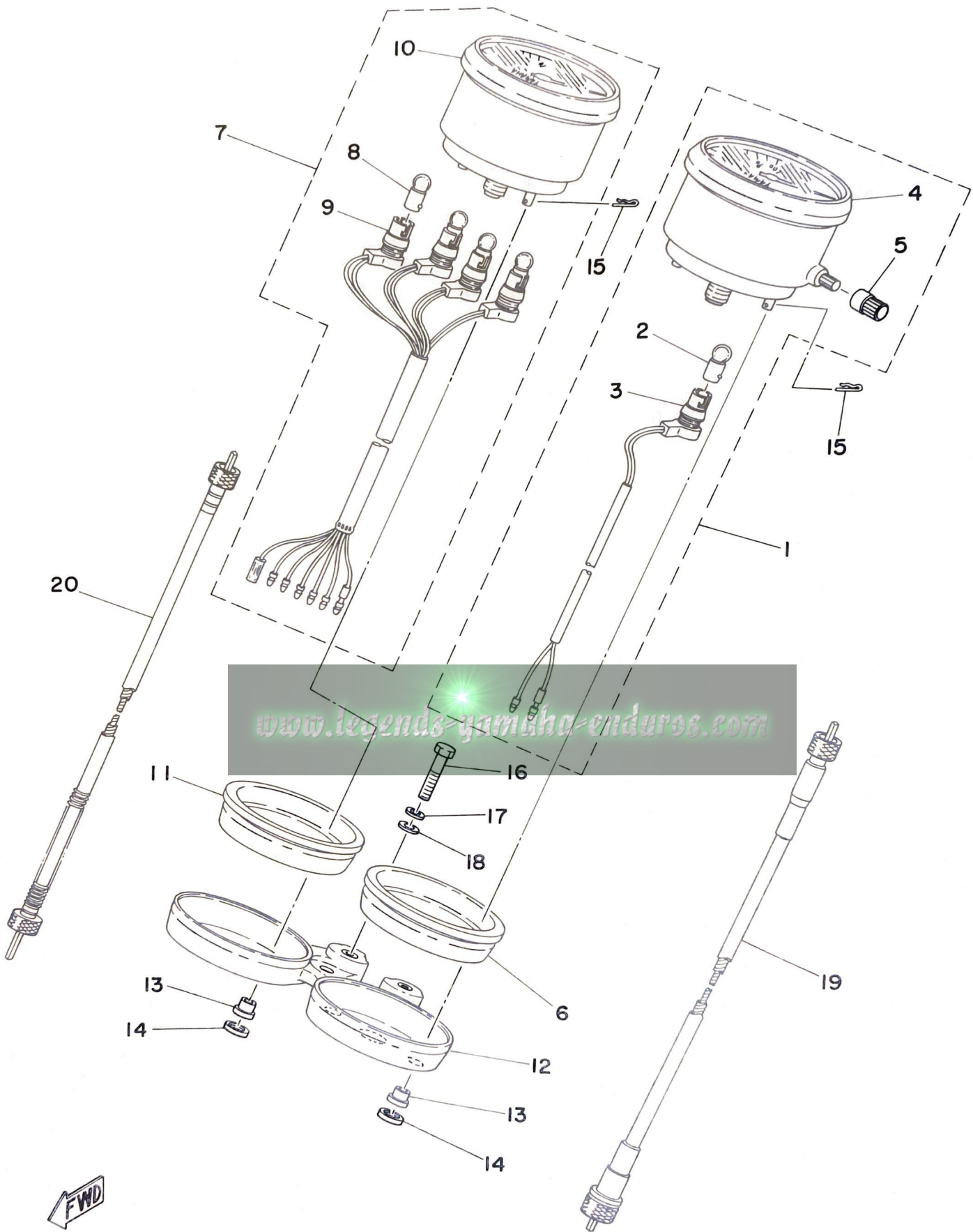
Fig. 27 HEAD LAMP



Ref. No.	Parts No.	Description	Q'ty	Applicable Machine No.	Remarks
27- 1	498-84130-60-20	HEAD LAMP BODY ASS'Y	1		Crystal Silver
2	507-84310-61	HEAD LAMP UNIT ASS'Y	1		
3	498-84115-60	. RIM, head lamp	1		
4	498-84195-60	. RING, retaining	1		
5	507-84320-61	. LENS ASS'Y (12V-30/30W)	1		
6	438-84194-60	. SCREW	2		
7	92901-05100	. WASHER, spring	2		
8	438-84131-61	. SCREW, rim adjusting	1		
9	438-84133-60	. SPACER	1		
10	92901-04600	. WASHER, plate	1		
11	92901-04100	. WASHER, spring	2		
12	95301-04600	. NUT, hexagon	2		
13	198-84334-60	. NUT, adjusting	1		
14	341-84397-61	. COVER	1		
15	371-84312-60	. SOCKET CORD ASS'Y	1		
16	507-84324-60	. SPRING, reflector set	3		
17	498-84128-60	. SPACER	1		
18	195-84325-00	SCREW, rim fitting	1		
19	97304-08035	BOLT, hexagon	2		
20	92901-08600	WASHER, plate	4		
21	92901-08100	WASHER, spring	2		
22	95301-08600	NUT, hexagon	2		

www.legends-yamaha-enduros.com

Fig. 28 SPEEDOMETER · TACHOMETER

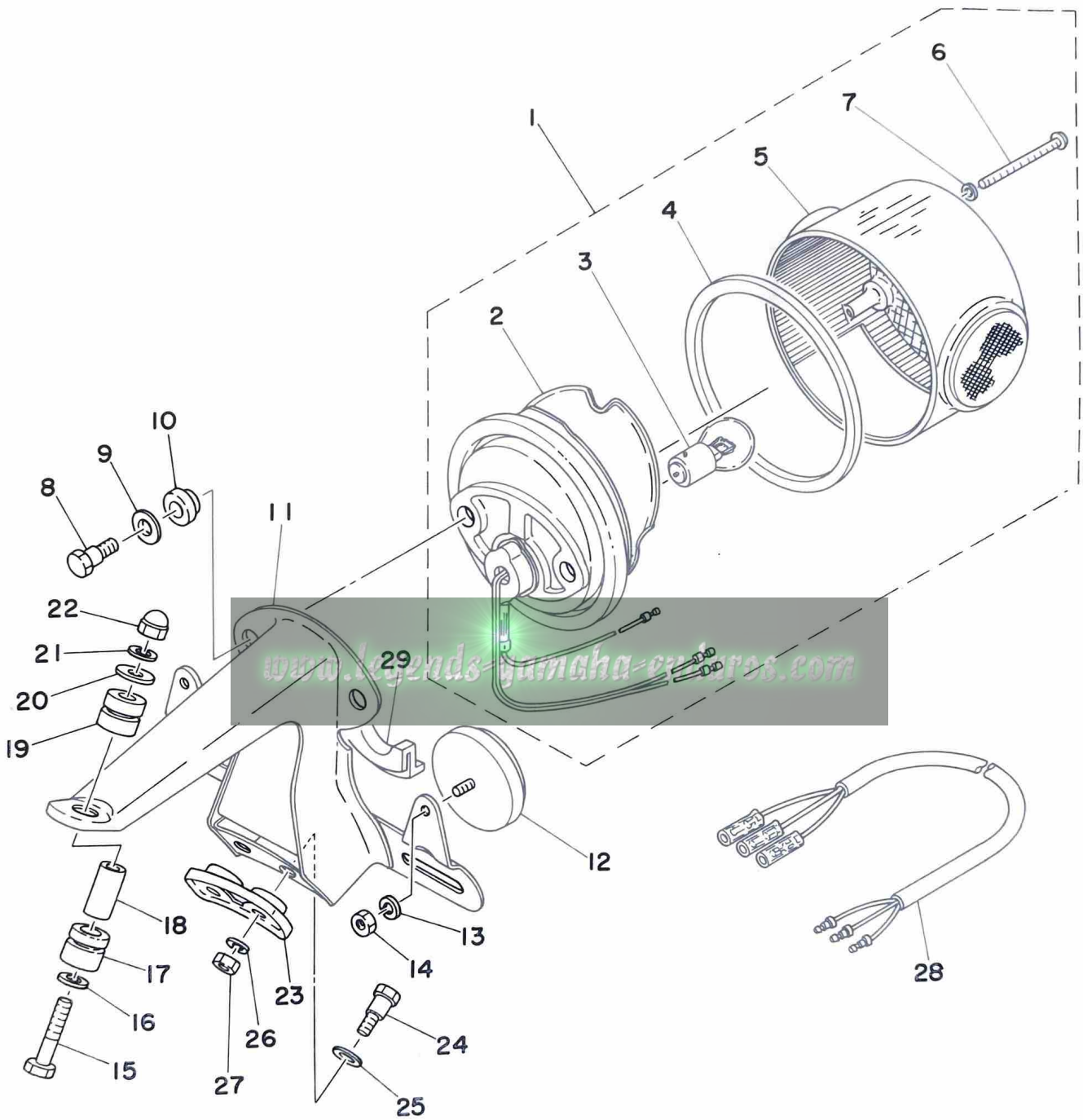


FWD

Ref. No.	Parts No.	Description	Q'ty	Applicable Machine No.	Remarks
28- 1	444-83570-31	SPEEDOMETER ASS'Y	1		Mile/h
2	123-83516-21	. BULB (12V-3.4W)	1		
3	444-83536-00	. SOCKET, meter	1		
4	437-83513-00	. DAMPER, meter	1		
5	308-83578-30	. KNOB, trip meter	1		
6	438-83526-01	DAMPER, meter	1		
7	444-83540-01	TACHOMETER ASS'Y	1		
8	123-83516-21	. BULB (12V-3.4W)	4		
9	444-83520-00	. SOCKET, meter	1		
10	437-83513-00	. DAMPER, meter	1		
11	438-83526-01	DAMPER, meter	1		
12	438-83519-01-98	BRACKET, meter	1		Frosting Black
13	437-83523-00	DAMPER	4		
14	437-83524-00	WASHER, special	4		
15	437-83525-00	CLIP	4		
16	97301-06030	BOLT, hexagon	2		
17	92901-06100	WASHER, spring	2		
18	92901-06600	WASHER, plate	2		
19	437-83550-00	SPEEDOMETER CABLE ASS'Y	1		
20	444-83560-00	TACHOMETER CABLE ASS'Y	1		

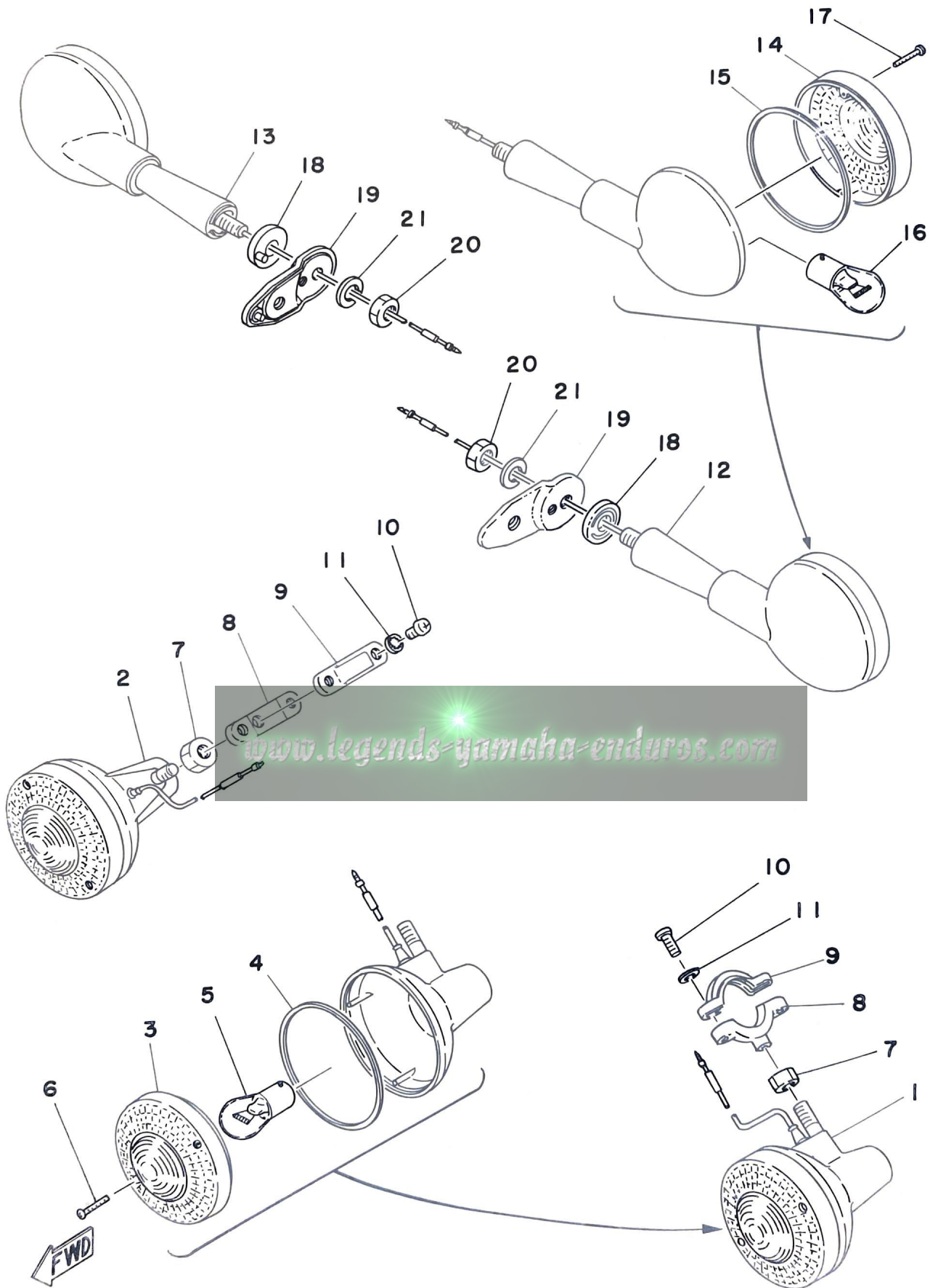


Fig. 29 TAIL LAMP



Ref. No.	Parts No.	Description	Q'ty	Applicable Machine No.	Remarks
29- 1	444-84710-61	TAIL LAMP UNIT ASS'Y	1		
2	444-84711-60	. BASE, tail lamp	1		
3	256-84714-61	. BULB (12V-32/3CP)	1		
4	275-84523-60	. GASKET, tail lens	1		
5	341-84721-60	. LENS, tail lamp	1		
6	341-84724-60	. SCREW, lens fitting	3		
7	341-84722-60	. PACKING	3		
8	479-84526-00	SCREW	2		
9	437-84525-60	WASHER, special	2		
10	275-84527-60	DAMPER	2		
11	444-84751-60-20	BRACKET, license	1		Crystal Silver
12	341-85111-60	REFLECTOR	2		
13	92903-05100	WASHER, spring	2		
14	95303-05600	NUT, hexagon	2		
15	97303-06035	BOLT, hexagon	1		
16	90201-06067	WASHER, plate (116-28324-00)	1		6.5-20-1.6
17	90480-14104	GROMMET (275-84559-00)	1		
18	90387-07039	COLLAR (275-84557-00)	1		7-10-27.5
19	90480-14102	GROMMET (214-21717-00)	1		
20	90209-06095	WASHER (102-28323-00)	1		
21	92901-06100	WASHER, spring	1		
22	95301-06800	NUT, crown	1		
23	308-84553-00	DAMPER	1		
24	90109-06022	BOLT (338-84552-00)	2		
25	92901-08600	WASHER, plate	2		
26	92901-06100	WASHER, spring	2		
27	95301-06600	NUT, hexagon	2		
28	437-84517-00	CORD, tail lamp	1		
29	437-84527-60	DAMPER	1		

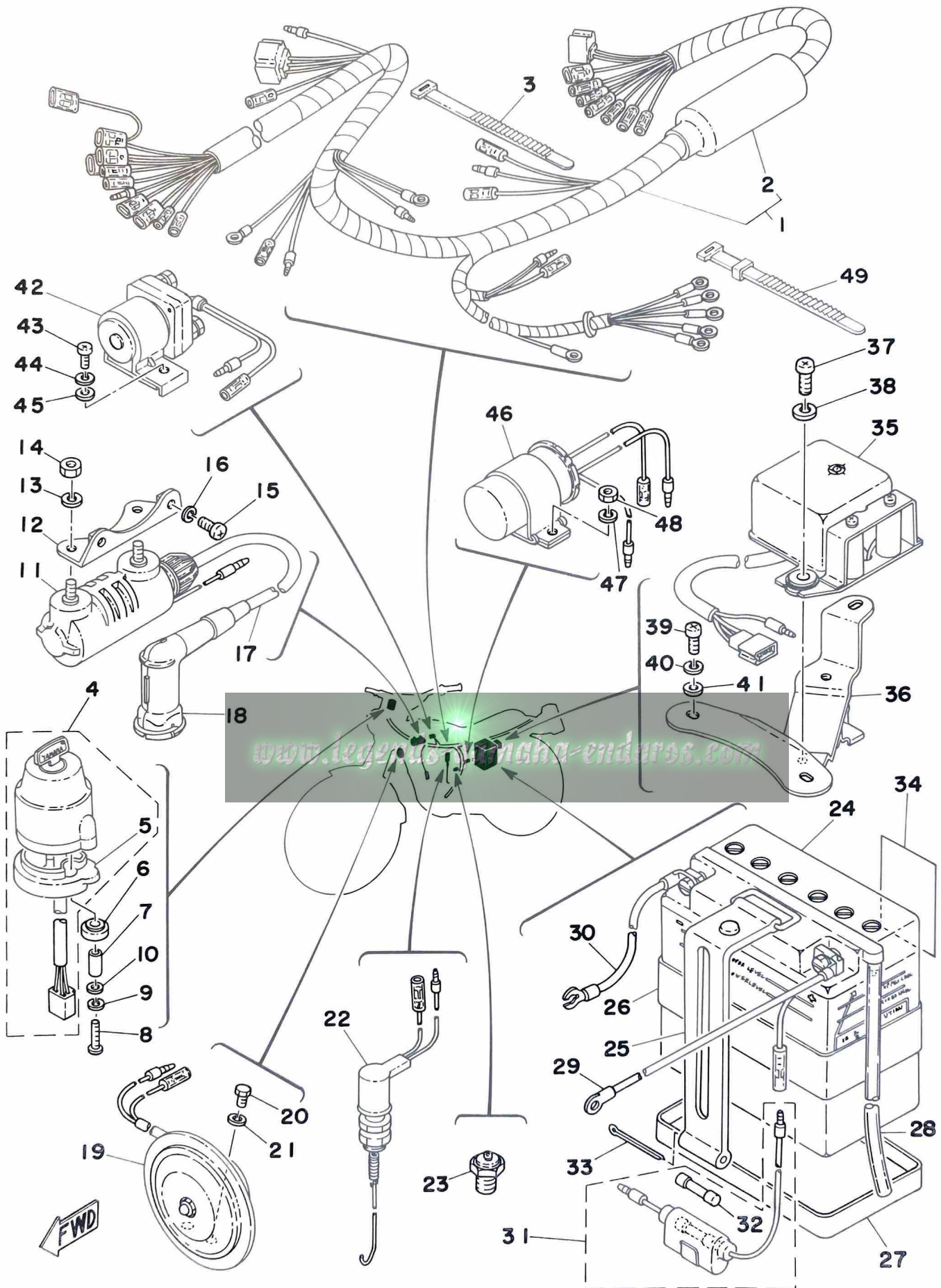
Fig. 30 FLASHER LAMP



Ref. No.	Parts No.	Description	Q'ty	Applicable Machine No.	Remarks
30- 1	444-83310-72-93	FRONT FLASHER LAMP ASS'Y, left	.. 1		
2	444-83320-72-93	FRONT FLASHER LAMP ASS'Y, right	.. 1		
3	341-83312-70	. LENS, flasher 2		
4	341-83313-70	. GASKET, flasher 2		
5	256-83311-70	. BULB, flasher (12V-32CP) 2		
6	341-83333-70	. SCREW, lens fitting 4		
7	95303-08600	NUT, hexagon 2		
8	437-83328-00	STAY, flasher 2 2		
9	275-83318-00	STAY, flasher 1 2		
10	92503-06015	SCREW, panhead 4		
11	92901-06300	WASHER, tooth 4		
12	444-83330-71-93	REAR FLASHER LAMP ASS'Y, left	... 1		
13	444-83340-71-93	REAR FLASHER LAMP ASS'Y, right	.. 1		
14	341-83332-70	. LENS, flasher 2		
15	341-83313-70	. GASKET, flasher 2		
16	256-83311-70	. BULB, flasher (12V-32CP) 2		
17	341-83333-70	. SCREW, lens fitting 4		
18	437-83326-00	COLLAR, flasher 3 2		
19	437-83367-01	STAY, flasher 3 2		
20	95301-08600	NUT, hexagon 2		
21	92901-08100	WASHER, spring 2		

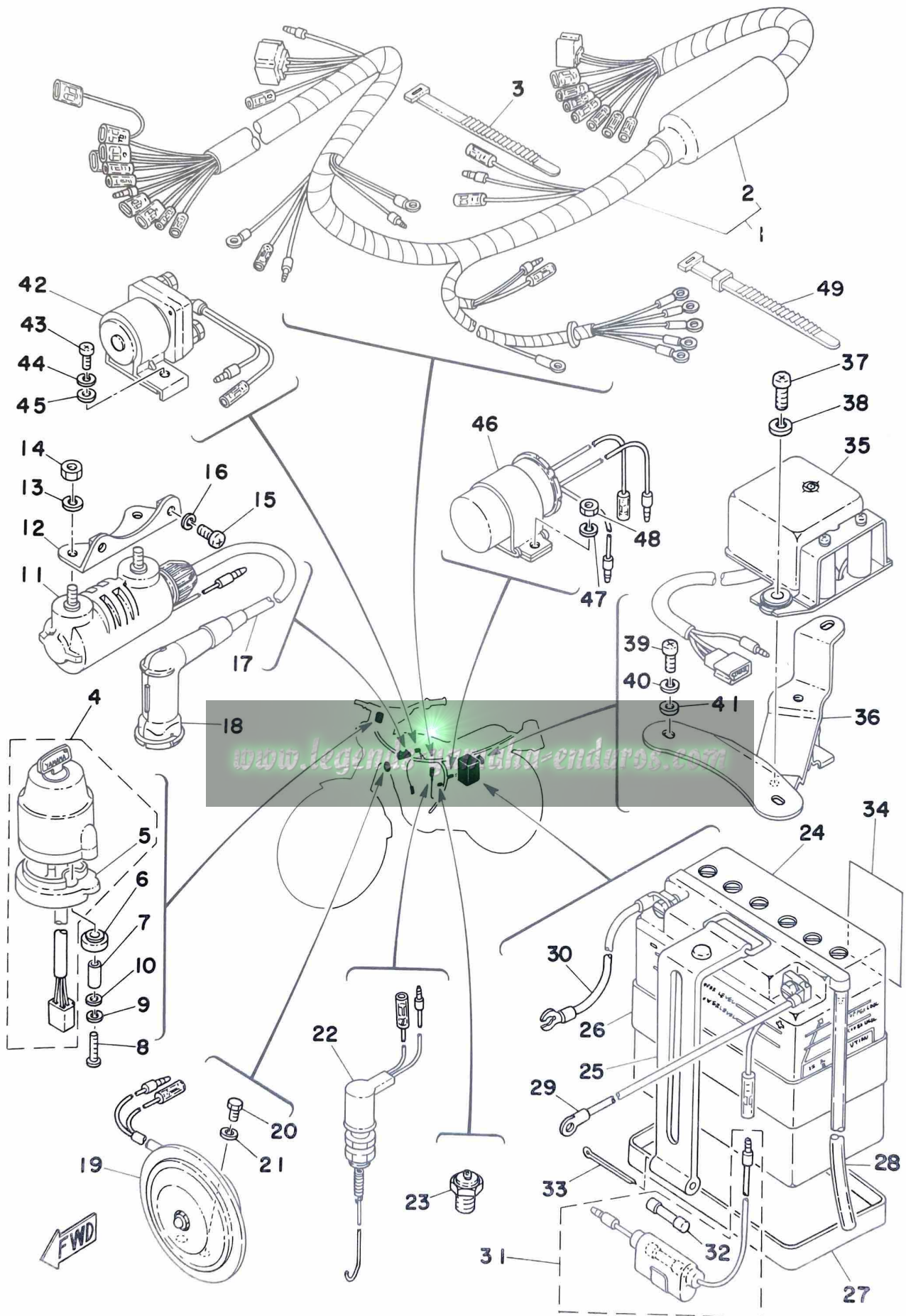
www.legends-yamaha-enduros.com

Fig. 31 ELECTRICAL



Ref. No.	Parts No.	Description	Q'ty	Applicable Machine No.	Remarks
31- 1	560-82590-10	WIRE HARNESS ASS'Y	1		
2	444-82599-00	. COVER, connector	1		
3	437-83936-00	BAND, switch cord	3		
4	444-82508-12	MAIN SWITCH ASS'Y	1		
5	437-82555-00	. DAMPER, main switch 1	1		
6	437-82556-00	DAMPER, main switch 2	2		
7	437-82516-00	COLLAR, main switch	2		
8	98501-05025	SCREW, panhead	2		
9	92901-05100	WASHER, spring	2		
10	92901-05600	WASHER, plate	2		
11	254-82310-60	IGNITION COIL ASS'Y	1		
12	248-82316-00	BRACKET, ignition coil	1		
13	92901-06100	WASHER, spring	2		
14	95301-06600	NUT, hexagon	2		
15	92501-06012	SCREW, panhead	2		
16	92901-06100	WASHER, spring	2		
17	183-82341-00	CORD, high tension	1		
18	437-82370-21	PLUG CAP ASS'Y	1		
19	444-83371-21	HORN	1		
20	97301-06012	BOLT, hexagon	2		
21	92901-06100	WASHER, spring	2		
22	248-82530-00	STOP SWITCH ASS'Y	1		
23	136-82540-00	NEUTRAL SWITCH ASS'Y	1		
24	165-82110-60	BATTERY ASS'Y	} U. R 1		
	165-82110-70	BATTERY ASS'Y			
25	261-82131-00	BAND, battery	1		
26	165-82124-00	BAND, battery	1		
27	173-82122-00	SEAT, battery	1		
28	90445-08248	HOSE (395-82112-00)	1		
29	261-82115-00	WIRE, plus lead	1		5-500
30	261-82116-00	WIRE, minus lead	1		
31	164-82150-00	FUSE HOLDER ASS'Y	1		

Fig. 31 ELECTRICAL



Ref. No.	Parts No.	Description	Q'ty	Applicable Machine No.	Remarks
31-32	148-82151-00	. FUSE	2		
33	91401-40040	PIN, cotter	1		
34	104-82141-09	LABEL, battery	1		
35	444-81910-10	VOLTAGE REGULATOR ASS'Y	1		
36	560-81915-00	PLATE, regulator fitting	1		
37	98501-06015	SCREW, panhead	2		
38	92901-06100	WASHER, spring	2		
39	92501-06012	SCREW, panhead	1		
40	92901-06100	WASHER, spring	1		
41	92901-06600	WASHER, plate	1		
42	444-81940-11	STARTER SWITCH ASS'Y	1		
43	92501-06012	SCREW, panhead	1		
44	92901-06100	WASHER, spring	1		
45	92901-06600	WASHER, plate	1		
46	444-83350-70	FLASHER RELAY ASS'Y	1		
47	92901-06100	WASHER, spring	1		
48	95301-06600	NUT, hexagon	1		
49	437-83936-10	BAND, switch cord	1		

www.legends-yamaha-enduros.com

NUMERICAL INDEX

www.legends-yamaha-enduros.com



NUMERICAL INDEX

Ref No.	Parts No.	Ref No.	Parts No.	Ref No.	Parts No.
14- 9	101-81111-10	11- 4	137-14143-21	5-29	174-17461-50
25-33	102-25137-00	11- 8	137-14186-00	5-29	174-17461-60
31-34	104-82141-09	6-14	137-15353-00	16- 2	174-22123-00
25-30	109-25136-00	4- 7	137-16325-70	11-38	183-14196-00
25-10	109-25315-00	4-11	137-16356-00	11-37	183-14197-01
4- 3	122-16164-00	5-24	137-17417-00-05	25-14	183-25118-00
19-30	122-23119-01	19- 3	137-23145-01	25-19	183-25149-00
19-29	122-23129-00	19- 8	137-23145-01	14- 4	183-81421-10
20- 7	122-23411-00	14-10	141-81113-10	31-17	183-82341-00
20- 5	122-23412-00	19-22	146-23114-00	27-18	195-84325-00
20- 8	122-23416-00	26-12	148-25115-00	27-13	198-84334-60
28- 2	123-83516-21	14-12	148-81126-10	14-11	207-81331-10
28- 8	123-83516-21	14-20	148-81152-10	11- 6	214-14195-00
13- 1	126-13116-00	31-32	148-82151-00	8- 2	214-15612-01
3-13	132-11561-00-03	11-32	152-14174-00	8- 4	214-15616-00
3-13	132-11561-00-05	12- 7	152-14613-00	8- 6	214-15618-00
11-34	132-14173-00	11-31	156-14135-00	8-13	214-15664-00
4-28	132-16346-00	20- 2	156-23411-00	8-11	214-15676-00
7-11	132-18113-01	20- 4	156-23412-00	9- 7	214-17811-01
6-23	132-18140-01	22-10	156-24181-00	9-11	214-17812-00
14-14	133-81132-10	11-17	164-14137-00	9- 9	214-17847-00
15-29	134-23484-10	5-20	164-17427-00-06	6-20	214-18531-00
3-16	136-11561-00-03	6- 5	164-18561-00	23- 3	214-21771-00
3-16	136-11561-00-04	6- 9	164-18571-01	19-27	214-23158-00
3-16	136-11561-00-05	6-10	164-18589-00	19-25	214-23318-00
3-16	136-11561-00-06	20- 1	164-23462-00	22-24	214-24512-00
3-16	136-11561-00-07	31-31	164-82150-00	22-21	214-24535-00
31-23	136-82540-00	31-24	165-82110-60	24-13	214-24724-00
3-10	137-11633-00	31-24	165-82110-70	26-27	214-25355-00
13-17	137-13128-00	31-26	165-82124-00	26-35	214-25412-00
13-12	137-13137-00-05	11- 5	168-14190-25	21- 2	214-26241-20
13-12	137-13137-00-10	12-21	168-21638-00	21- 6	214-83912-00
13-12	137-13137-00-30	18-14	168-21638-00	21- 8	214-83913-00
13-13	137-13138-01	31-27	173-82122-00	21-15	214-83913-00
13- 5	137-13176-00	11-29	174-14123-00	21-13	233-83922-30
11- 4	137-14143-19	11-28	174-14134-00	4-20	241-16341-01
11- 4	137-14143-20	5-29	174-17461-40	4-26	241-16342-00

NUMERICAL INDEX

Ref No.	Parts No.	Ref No.	Parts No.	Ref No.	Parts No.
11-21	246-14126-00	19-21	248-23115-01	29-23	308-84553-00
11-18	246-14132-00	25-20	248-25135-10	10- 2	314-13610-01
1-20	248-11181-00	25-28	248-25138-10	10- 3	314-13631-00
1-18	248-11351-00	26-11	248-25317-00	10- 4	314-13616-01
3- 5	248-11681-00	25-24	248-25351-00	10- 7	314-13621-02
13- 8	248-13178-00	26-17	248-25351-00	11-15	314-14112-20
11-19	248-14131-00	26-30	248-25364-00	11- 7	314-14185-00
1- 1	248-15111-02	26-22	248-25388-00	2- 1	314-15411-01
1-12	248-15357-00	26-32	248-25443-10	2-12	314-15416-00
8- 1	248-15610-00-93	26-32	248-25445-10	2- 7	314-15421-00
8-15	248-15654-00	26-32	248-25447-10	2- 3	314-15455-00
8-18	248-15668-00	17-16	248-27211-00-33	4-21	314-16396-01
5-19	248-17211-00	31-12	248-82316-00	2- 8	315-15451-02
5-18	248-17241-00	31-22	248-82530-00	8-16	315-15641-00
9- 3	248-17831-02	31-11	254-82310-60	4-25	315-16363-00
9- 4	248-17837-00	13- 2	256-17837-00	6- 1	315-18541-00
9- 5	248-17841-00	30- 5	256-83311-70	19- 4	315-23146-50
9- 1	248-17861-00	30-16	256-83311-70	19- 9	315-23146-50
7- 1	248-18101-01	29- 3	256-84714-61	19- 5	315-23156-50
6-22	248-18511-02	11- 2	260-14142-25	19-10	315-23156-50
6-17	248-18512-00	15-13	261-21240-00-33	19-31	315-23167-50
6-21	248-18513-01	23-10	261-21775-00	20-17	315-23441-00-33
6-16	248-18531-00	31-29	261-82115-00	24- 3	315-24726-00
15-20	248-21170-00-33	31-30	261-82116-00	11-22	316-14158-00
15-21	248-21399-00	31-25	261-82131-00	2- 2	316-15415-00
15- 2	248-21471-00-33	30- 9	275-83318-00	18- 5	322-21541-00
18- 8	248-21613-00-91	29- 4	275-84523-60	15-28	341-23408-01
18-22	248-21622-00-33	29-10	275-84527-60	21-34	341-26290-01
18-21	248-21629-00	19- 7	278-23128-50	21-33	341-26290-10
18-16	248-21635-00	14-13	299-81133-10	15-35	341-26397-01
15-14	248-21717-00	11-30	304-14171-00	17-20	341-27231-00
15-22	248-21746-00	11- 9	304-14184-00	30- 3	341-83312-70
23- 9	248-21775-00	11-35	304-14261-00	30- 4	341-83313-70
16- 3	248-22141-00	1- 6	304-15128-00	30-15	341-83313-70
16- 6	248-22151-00	19-20	304-23122-50	30-14	341-83332-70
16-13	248-22318-00-33	4- 5	307-16367-00	30- 6	341-83333-70
19-23	248-23111-01	28- 5	308-83578-30	30-17	341-83333-70

NUMERICAL INDEX

Ref No.	Parts No.	Ref No.	Parts No.	Ref No.	Parts No.
27-14	341-84397-61	25-27	437-25134-00	26- 1	443-25311-00
29- 5	341-84721-60	26-20	437-25134-00	26- 5	443-25391-90
29- 7	341-84722-60	26-18	437-25320-10	26- 6	443-25392-90
29- 6	341-84724-60	25-21	437-25330-00	26- 3	443-25396-90
15-32	341-85111-00	26-16	437-25330-00	26- 4	443-25397-90
29-12	341-85111-60	21-19	437-26240-20	21-21	443-26311-00
11-33	353-14138-00	31-18	437-82370-21	21-27	443-26341-01
11-24	360-14124-20	31- 7	437-82516-00	15-37	443-28100-10
23- 2	360-21761-00	31- 5	437-82555-00	3-12	444-11610-00
21-11	361-82920-91	31- 6	437-82556-00	3-12	444-11610-10
21-12	361-82921-31	30-18	437-83326-00	3-12	444-11610-20
21-31	361-83980-30	30- 8	437-83328-00	3-12	444-11610-30
11-20	363-14137-00	30-19	437-83367-01	3-12	444-11610-40
24- 8	371-24728-00	28- 4	437-83513-00	15-36	444-14747-00
27-15	371-84312-60	28-10	437-83513-00	1- 5	444-15118-00
21-24	382-26372-01	28-13	437-83523-00	1- 2	444-15121-01
23-15	393-21787-20	28-14	437-83524-00	2-13	444-15456-00
5-12	401-17471-00	28-15	437-83525-00	8- 8	444-15660-00
18- 1	401-21511-00-20	28-19	437-83550-00	18- 7	444-21610-00-20
25-16	401-25181-00	31- 3	437-83936-00	16- 7	444-22311-00-33
26-38	401-25367-00	31-49	437-83936-10	22-11	444-24183-00
26-40	401-25371-00	29-28	437-84517-00	24- 7	444-24768-00
26-25	401-25381-00	29- 9	437-84525-60	24-14	444-24810-00
13-23	402-13552-00	29-29	437-84527-60	21-23	444-26335-01
5- 6	427-17131-00	12- 4	438-14752-00	17- 6	444-27411-10
5-15	427-17221-00	19-34	438-23121-00-20	14- 1	444-81110-10
5-17	427-17231-00	19-35	438-23131-00-20	14- 3	444-81110-10
17- 9	434-27411-00	28-12	438-83519-01-98	14-19	444-81153-10
17-10	434-27421-00	28- 6	438-83526-01	14- 2	444-81155-10
5- 8	437-17121-01	28-11	438-83526-01	31-35	444-81910-10
5- 3	437-17141-00	27- 8	438-84131-61	31-42	444-81940-11
5- 7	437-17151-00	27- 9	438-84133-60	31- 4	444-82508-12
5-16	437-17251-00	27- 6	438-84194-60	31- 2	444-82599-00
23- 8	437-21779-00	11-16	443-14116-02	30- 1	444-83310-72-93
19-16	437-23117-01	20-10	443-23435-00-33	30- 2	444-83320-72-93
19-19	437-23161-00	25- 1	443-25111-00	30-12	444-83330-71-93
19-18	437-23163-00	26- 2	443-25304-00	30-13	444-83340-71-93

NUMERICAL INDEX

Ref No.	Parts No.	Ref No.	Parts No.	Ref No.	Parts No.
31-46	444-83350-70	3- 3	525-11422-00	19- 6	559-23136-00
31-19	444-83371-21	13-11	525-13101-00	19-14	559-23141-00
28- 9	444-83520-00	13-27	525-13174-00	19-36	559-23318-00
28- 3	444-83536-00	5-23	525-15651-00	19-37	559-23319-00
28- 7	444-83540-01	3-21	525-16111-00	19-24	559-23340-00-33
28-20	444-83560-00	4- 2	525-16150-00	25-25	559-25120-00
28- 1	444-83570-31	4- 8	525-16351-00	25-34	559-25155-00
21- 3	444-83972-03	4- 4	525-16371-01	1-21	560-11111-00
21-18	444-83975-01	19-15	525-23124-00	1-19	560-11311-00
29- 1	444-84710-61	19-13	525-23170-00	3- 1	560-11400-00
29- 2	444-84711-60	19-17	535-23144-00	3- 2	560-11412-00
29-11	444-84751-60-20	19-11	535-23171-00	3-26	560-11630-00
25- 2	458-25104-00	19-12	535-23183-01	3-26	560-11630-10
25- 3	458-25196-90	11- 3	558-14141-32	3-26	560-11630-20
25- 4	458-25197-90	11-11	558-14147-00	3-26	560-11630-30
29- 8	479-84526-00	11-10	558-14181-00	3-26	560-11630-40
11-27	493-14122-00	5-14	558-17421-00	3- 8	560-11631-00-96
11-26	493-14133-00	18- 6	558-21544-00	3- 8	560-11631-00-98
1-13	498-15371-00	16-11	558-22210-01	3- 8	560-11635-00
22-23	498-24521-00	22- 2	558-24244-00	3- 8	560-11636-00
22-22	498-24522-00	22- 3	558-24245-00	3- 8	560-11637-00
22-17	498-24523-00	22- 6	558-24254-00	3- 8	560-11638-00
22-18	498-24524-00	22- 7	558-24255-00	10- 1	560-13565-00
22-20	498-24525-00	22-16	558-24500-00	11- 1	560-14101-60
22- 8	498-24602-03	24-11	558-24705-00	10-13	560-14411-00
22- 9	498-24612-00	21- 1	558-26111-00	10-15	560-14412-00
21-28	498-26372-00	17- 1	558-27311-00	10-14	560-14451-00
21- 4	498-82910-10	3-27	559-11650-00	10-12	560-14453-00
21- 5	498-82911-00	3- 4	559-11651-00	12- 1	560-14610-00
27- 3	498-84115-60	13- 3	559-13175-00	12-11	560-14718-00
27-17	498-84128-60	4- 1	559-16301-00	12-15	560-14729-00
27- 1	498-84130-60-20	4- 6	559-16321-01	12- 3	560-14753-00
27- 4	498-84195-60	5- 1	559-17410-00	12-16	560-14791-00
11-12	500-14115-00	5- 2	559-17411-00	2-10	560-15362-00
27- 2	507-84310-61	19-38	559-21541-00	4-17	560-16357-00
27- 5	507-84320-61	19- 1	559-23101-00	7- 9	560-18111-00-93
27-16	507-84324-60	19- 2	559-23126-00	15- 1	560-21110-00-33

NUMERICAL INDEX

Ref No.	Parts No.	Ref No.	Parts No.	Ref No.	Parts No.
23- 1	560-21705-00-E1	23- 7	90157-06029	15-30	90206-04003
16- 1	560-22110-00-33	7- 5	90170-08029	22-19	90206-18025
22- 1	560-24110-00-01	19-33	90170-08176	3-22	90208-12015
22- 4	560-24246-00	21-20	90170-10038	29-20	90209-06095
22- 5	560-24247-00	4-12	90170-12060	15- 6	90209-08050
22-27	560-24311-00	16- 5	90170-14163	22-13	90209-08098
24- 1	560-24710-00	17- 4	90171-10012	3- 7	90209-22071
24- 2	560-24711-00	25-38	90171-12005	7- 6	90215-08014
24- 4	560-24726-00	26-39	90171-14006	4-13	90215-12007
21-22	560-26312-00	21-30	90179-06143	5-30	90215-16020
31-36	560-81915-00	17-26	90179-06176	17-21	90240-06006
31- 1	560-82590-10	1-23	90179-08025	6- 3	90249-04039
11-23	802-14161-00	21-25	90179-08148	17-25	90249-12008
11-25	802-14169-00	3-23	90179-12044	6-19	90250-08017
25-35	90101-06030	5-31	90179-16018	15-31	90269-04003
26-24	90101-08034	20- 9	90179-25033	3-24	90280-03017
17-13	90101-08250	15- 8	90185-08054	3-25	90282-05005
26-36	90101-08282	15-12	90185-10035	21-32	90338-09012
17- 3	90102-10006	18- 4	90201-06067	1-16	90340-12005
15- 5	90105-08024	29-16	90201-06067	9-10	90383-10005
20-11	90105-14060	25-29	90201-07076	29-18	90387-07039
6-24	90109-06001	17-15	90201-08578	15-15	90387-07379
29-24	90109-06022	13- 7	90201-10138	10-21	90387-07391
26-41	90109-08063	6- 8	90201-12166	15-25	90387-07391
26-45	90109-08368	18-15	90201-12189	18-19	90387-07391
12-19	90109-08391	12-20	90201-12190	23- 6	90387-07391
16-12	90109-10195	1-22	90201-12362	9- 2	90387-10087
6-15	90109-14385	7- 7	90201-14220	25-13	90387-12095
4-19	90113-06013	4-15	90201-17550	25-15	90387-12100
12- 8	90116-06016	12-22	90201-18262	26-21	90387-15115
1-17	90116-08064	5- 4	90201-20266	3-20	90387-20488
4-10	90119-05001	5-32	90201-20266	5-28	90387-20491
19-26	90119-08012	25-18	90201-20269	13-20	90430-04004
21-29	90123-06010	17-18	90201-25289	1-15	90430-12038
21-26	90123-08046	12-14	90202-05005	23- 4	90430-29114
22-25	90149-06011	12-13	90202-06010	13-24	90445-05278
7- 4	90149-08094	22-26	90202-06010	1-14	90445-07176

NUMERICAL INDEX

Ref No.	Parts No.	Ref No.	Parts No.	Ref No.	Parts No.
31-28	90445-08248	17-17	90508-35070	2- 4	92501-06065
23-13	90445-09174	25- 9	90560-12138	14-22	92501-06080
23-12	90446-09012	4-14	90560-17147	1- 7	92501-08012
10-10	90460-43053	19-28	91311-08020	30-10	92503-06015
10-11	90460-49058	13-18	91401-12018	10- 5	92901-03100
23-14	90467-08003	11-36	91401-16015	11-14	92901-04100
22-28	90467-10008	26-44	91401-20012	14- 6	92901-04100
13-25	90468-02033	17- 5	91401-20025	27-11	92901-04100
13-26	90468-02033	17-23	91401-25012	14- 7	92901-04200
23-11	90468-10050	15-23	91401-25030	27-10	92901-04600
24- 6	90468-10050	25-39	91401-30022	6- 6	92901-05100
8-17	90468-26048	26-26	91401-30030	13-15	92901-05100
25-26	90480-10068	17-19	91401-40035	14-16	92901-05100
26-19	90480-10068	31-33	91401-40040	15-33	92901-05100
10-22	90480-14102	24- 5	91501-05055	16- 9	92901-05100
15-24	90480-14102	1- 4	91810-02015	27- 7	92901-05100
18-20	90480-14102	2- 9	91810-02015	31- 9	92901-05100
23- 5	90480-14102	1- 3	91810-16016	15-34	92901-05600
29-19	90480-14102	12-12	91903-06010	16-10	92901-05600
29-17	90480-14104	6-11	92501-06010	31-10	92901-05600
22-12	90480-25135	9-12	92501-06010	4-24	92901-06100
13-22	90501-02018	10-16	92501-06010	9-13	92901-06100
17-24	90501-10245	12- 5	92501-06012	10-17	92901-06100
6-13	90501-12083	18- 9	92501-06012	10-23	92901-06100
4- 9	90501-20361	18-23	92501-06012	12- 6	92901-06100
15-27	90502-08005	31-15	92501-06012	12- 9	92901-06100
8- 3	90504-18009	31-39	92501-06012	14-23	92901-06100
7- 2	90506-09009	31-43	92501-06012	15-17	92901-06100
6-25	90506-09112	2-14	92501-06020	16-15	92901-06100
4-27	90506-10019	15-16	92501-06025	18- 3	92901-06100
25-22	90506-16036	2- 6	92501-06030	18-10	92901-06100
26-15	90506-16036	2-15	92501-06035	18-18	92901-06100
17- 2	90507-29021	1- 8	92501-06045	18-24	92901-06100
8-12	90508-26040	1- 9	92501-06055	19-41	92901-06100
17-11	90508-26138	2- 5	92501-06055	21-10	92901-06100
17-12	90508-26139	2-16	92501-06060	21-17	92901-06100
7- 3	90508-32207	1-10	92501-06065	24-10	92901-06100

NUMERICAL INDEX

Ref No.	Parts No.	Ref No.	Parts No.	Ref No.	Parts No.
28-17	92901-06100	16- 4	92901-14100	26-31	93410-52034
29-21	92901-06100	29-13	92903-05100	6- 4	93430-03014
29-26	92901-06100	18-13	92903-08100	13- 9	93430-08006
31-13	92901-06100	24-16	92903-10600	6-18	93430-10017
31-16	92901-06100	13-16	93101-10001	7- 8	93430-12009
31-21	92901-06100	13- 6	93101-10002	8- 5	93440-11029
31-38	92901-06100	25-12	93102-18008	5-21	93440-15012
31-40	92901-06100	3-15	93102-25061	5-25	93440-15012
31-44	92901-06100	5-27	93102-26042	5- 5	93440-20043
31-47	92901-06100	3-18	93103-28011	5-33	93440-20043
30-11	92901-06300	25-31	93104-07003	3-11	93450-17025
10- 9	92901-06600	4-22	93104-11028	20- 3	93501-04011
10-18	92901-06600	8- 9	93104-20017	4-16	93503-16003
15- 4	92901-06600	26-37	93104-22018	20- 6	93503-16010
15-18	92901-06600	25-23	93105-47007	6-12	93505-16006
17-22	92901-06600	26-14	93106-26005	13-21	93505-32002
19-40	92901-06600	5-10	93109-05015	1-11	93603-14026
28-18	92901-06600	9- 8	93210-07100	13- 4	93603-22028
31-41	92901-06600	15-19	93210-11012	6- 2	93604-22050
31-45	92901-06600	9- 6	93210-13016	25- 6	94127-21332
12-18	92901-08100	25-32	93210-14104	26- 8	94132-18335
14-21	92901-08100	3-19	93210-18023	25- 7	94227-21031
15- 7	92901-08100	2-11	93210-19123	26- 9	94232-18020
16-17	92901-08100	12- 2	93210-24235	25- 8	94327-21024
19-32	92901-08100	26-13	93306-20204	26-10	94332-18016
20-15	92901-08100	3-14	93306-20517	26- 7	94416-18040
20-19	92901-08100	25-11	93306-30103	25- 5	94416-21123
22-14	92901-08100	26-29	93306-30203	26-33	94524-28114
26-42	92901-08100	5-26	93306-30401	26-34	94624-28001
27-21	92901-08100	3-17	93306-30405	1-24	94701-00045
30-21	92901-08100	5-11	93306-30414	27-12	95301-04600
27-20	92901-08600	3- 9	93310-216A3	13-14	95301-05600
29-25	92901-08600	3- 6	93310-42231	10-24	95301-06600
15-11	92901-10100	5-22	93311-31515	12-10	95301-06600
17- 8	92901-10100	5- 9	93315-31502	18-11	95301-06600
20-13	92901-10100	8-10	93410-20009	25-36	95301-06600
25-37	92901-12600	25-17	93410-20009	29-27	95301-06600
		8-14	93410-30012		

NUMERICAL INDEX

Ref No.	Parts No.	Ref No.	Parts No.	Ref No.	Parts No.
31-14	95301-06600	27-19	97304-08035		
31-48	95301-06600	7-11	97321-06020		
4-18	95301-06700	10-19	97321-06075		
21- 9	95301-06700	10-20	97321-06095		
21-16	95301-06700	8- 7	97321-08030		
29-22	95301-06800	20-18	97323-08025		
27-22	95301-08600	20-14	97323-08045		
30-20	95301-08600	14- 8	98501-04006		
26-23	95301-08700	14- 5	98501-04008		
26-43	95301-08700	14-17	98501-04010		
12-17	95301-08800	14-18	98501-04012		
29-14	95303-05600	14-15	98501-05008		
30- 7	95303-08600	16- 8	98501-05010		
20-16	95303-08800	5-13	98501-05012		
17-14	95601-08100	6- 7	98501-05012		
15-10	95821-10085	13-10	98501-05015		
15- 9	98521-10095	31- 8	98501-05025		
15- 3	97301-06012	4-23	98501-06015		
24- 9	97301-06012	31-37	98501-06015		
31-20	97301-06012	11-13	98503-04015		
16-14	97301-06018	10- 6	98512-03008		
15-26	97301-06020	24-12	98701-06012		
10- 8	97301-06025	13-19	98901-04008		
18-17	97301-06025				
19-39	97301-06025				
26-28	97301-06025				
28-16	97301-06030				
18- 2	97301-06035				
22-15	97301-08015				
16-16	97301-08018				
17- 7	97301-10018				
21- 7	97303-06020				
21-14	97303-06020				
29-15	97303-06035				
18-12	97303-08055				
24-15	97303-10020				
20-12	97303-10030				

www.legends-yamaha-enduros.com

www.legends-yamaha-enduros.com



YAMAHA MOTOR CO., LTD.

PRINTED IN JAPAN

First edition Jun., 1975

(LIT-10015-60-00) (560-28198-60)