



YAMAHA

PARTS LIST

MODEL AG100B

www.legends-yamaha-enduros.com

YAMAHA MOTOR CO., LTD.

YAMAHA

PARTS LIST

MODEL AG100B

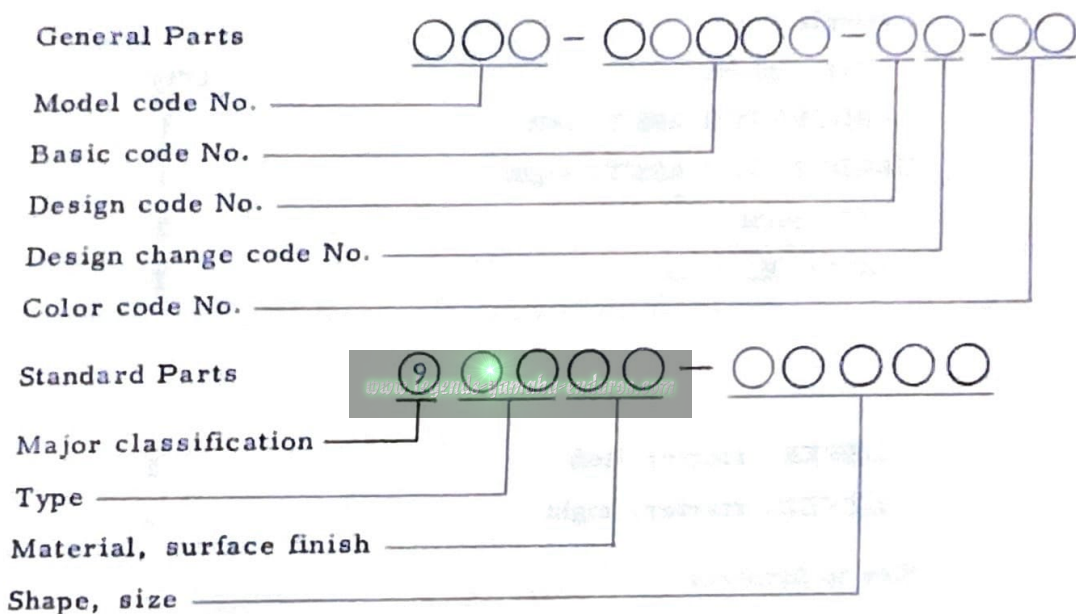
www.legends-yamaha-enduros.com

FOREWORD

This Parts List relates to the parts in use for the Yamaha AG100B. When you are ordering replacement parts for the AG100B, refer to this Parts List and quote both part numbers and part names correctly.

1. Structure of Part No.

Yamaha parts are divided largely into two categories; general parts and standard parts, and each part No. has the following structure:



Note: Every standard No. begins with 9.

2. How to Use this Parts List

- (1) Except for steel balls (whose size is indicated in inches), the size of all parts is indicated in millimeters in the following manner.

Pipe (rubber or vinyl) Inside diameter - length

O-ring Section area - inside diameter

Washer, shim, collar Inside diameter - outside diameter - thickness (length)

- (2) Parts, which are to be supplied in the form of assemblies, are listed with an indention of one letter's space, and a dot (.) is put

against the name of each part. If any two different assemblies (e.g., right and left side components) consist of almost the same type components, these two assemblies are listed in two lines, and then the names of component parts are listed in the subsequent lines with an indentation as mentioned earlier. The quantity of parts is given in the following manner; that is, in the case of parts being the same in type between the right and left, a total quantity of parts is given. On the other hand, if the right and left side parts are different in type, the quantity of part(s) on each side is given.

Example

Description	Q'ty
CARBURETOR ASS'Y, left	1
CARBURETOR ASS'Y, right	1
. JET, pilot	2
. NOZZLE, main	2
.....	
. LEVER, starter, left	1
. LEVER, starter, right	1



(3) Key to Symbols

- U. R. Use size (thickness) and/or number as required
- T Number of teeth in a gear
- V Voltage for light bulbs
- S "S" type oil seal or "S" type circlip
- SD "SD" type oil seal
- SO "SO" type oil seal
- SW "SW" type oil seal
- E "E" type circlip
- R "R" type circlip

- F/No. Frame No. (Applicable machine No.)

- (4) The right and left in relation to parts are determined on the basis of the rider facing toward the front.
- (5) This Parts List is based on the model in the production line on May, 1974. Accordingly, if any modifications which have been made to parts will be announced in the Yamaha Parts News, It is advisable that according to the Yamaha Parts News, You will make necessary corrections to the Parts List on hand to keep it up-to dated.

CONTENTS

ENGINE

Fig. 1	Crankcase · Cylinder	1
Fig. 2	Crankcase Cover	3
Fig. 3	Crank · Piston	5
Fig. 4	Clutch	9
Fig. 5	Transmission	11
Fig. 6	Shifter 1	15
Fig. 7	Shifter 2	17
Fig. 8	Kick Starter	19
Fig. 9	Intake	21
Fig. 10	Carburetor	23
Fig. 11	Exhaust	27
Fig. 12	Oil Pump	29
Fig. 13	Flywheel Magneto	33

www.legends-yamaha-enduros.com

CHASSIS

Fig. 14	Frame	37
Fig. 15	Rear Arm · Rear Cushion · Chain Case	39
Fig. 16	Stand · Footrest · Brake Pedal	43
Fig. 17	Front Fender · Rear Fender	45
Fig. 18	Front Fork	47
Fig. 19	Steering	51
Fig. 20	Handle · Wire	53
Fig. 21	Fuel Tank	57
Fig. 22	Oil Tank	59
Fig. 23	Seat	63
Fig. 24	Front Wheel	65
Fig. 25	Rear Wheel	69
Fig. 26	Head Lamp	73

Fig. 27	Speedometer	75
Fig. 28	Tail Lamp	77
Fig. 29	Electrical	79

OPTIONAL PARTS

Fig. 30	Flasher Lamp	83
---------	--------------	-------	----

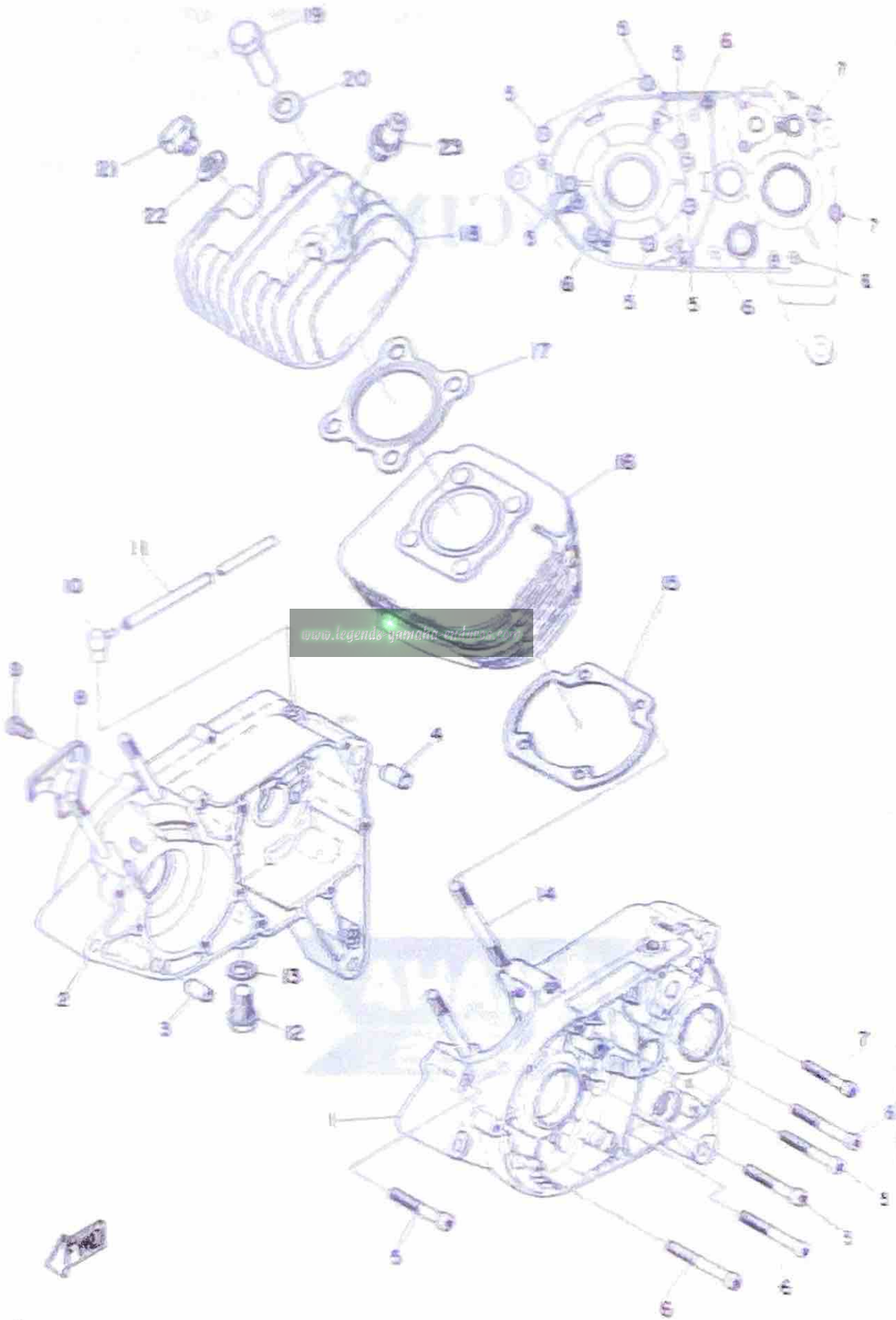
NUMERICAL INDEX

ENGINE

www.legends-yamaha-enduros.com



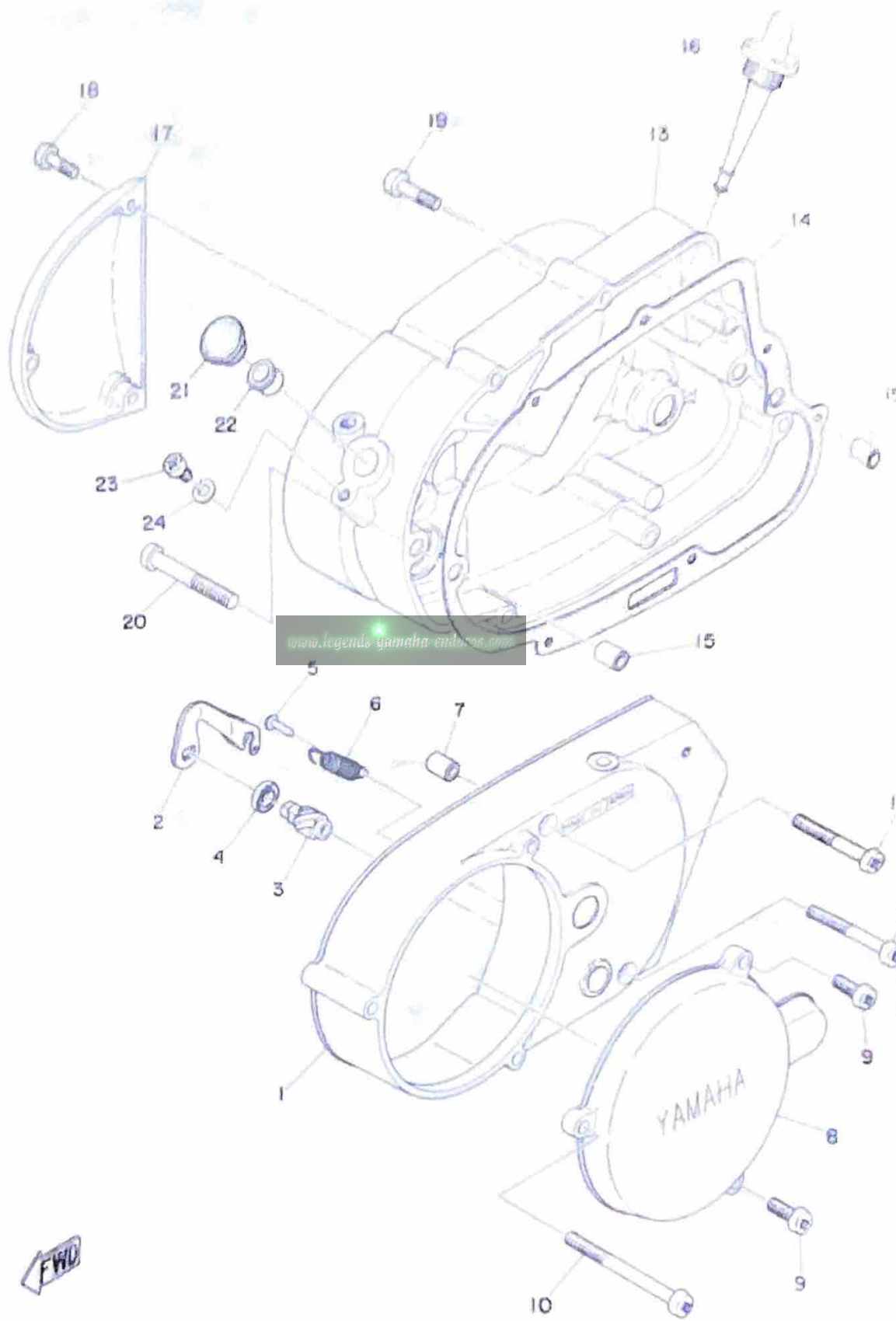
Fig. 1 CRANKCASE - CYLINDER



CRANKCASE - CYLINDER

Ref. No.	Parts No.	Description	Qty	Applicable Machine No.	Remarks
1- 1	276-13111-00	CASE, crank left	1		
1- 2	276-15121-03	CASE, crank right	1		
1- 3	91810-08016	PIN, dowel (8.4-12-16)	1		
1- 4	91810-16016	PIN, dowel (10.5-14-16)	1		
1- 5	92501-06043	SCREW, panhead	6		
1- 6	92501-06095	SCREW, panhead	4		
1- 7	92501-06040	SCREW, panhead	2		
1- 8	304-15128-00	HOLDER, right	1		
1- 9	92501-08012	SCREW, panhead	1		
1-10	120-15371-00	BREATHER	1		
1-11	90446-07009	PIPE (104-15373-00)	1		
1-12	90340-12005	PLUG (132-15391-00)	1		
1-13	90430-12038	GASKET (132-15353-00)	1		
1-14	90116-08065	BOLT (276-11361-00)	4		
1-15	276-11351-00	GASKET, cylinder	1		
1-16	382-11311-60-R4	CYLINDER	1		
1-17	382-11181-60	GASKET, cylinder head	1		
1-18	305-11111-00-94	HEAD, cylinder	1		
1-19	90179-08025	NUT (248-11171-01)	4		
1-20	90201-12362	WASHER (278-11175-00)	4		
1-21	90340-14022	PLUG (214-11197-00)	1		
1-22	214-11198-01	GASKET	1		
1-23	94701-00040	PLUG, spark (B-7HS)	1		

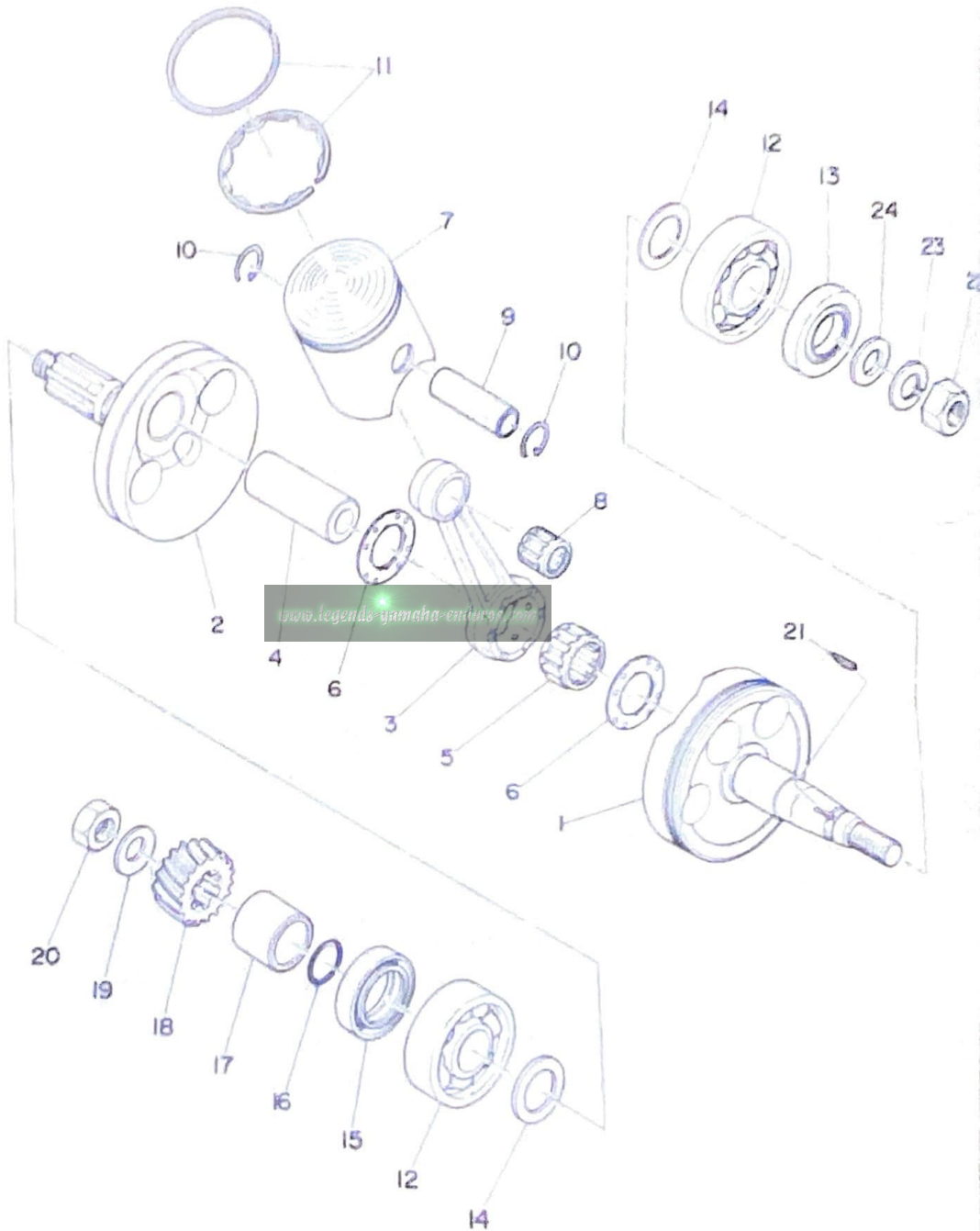
Fig. 2 CRANKCASE COVER



CRANKCASE COVER

Ref. No.	Parts No.	Description	Qty	Applicable Machine No.	Remarks
2- 1	382-15410-60-Y4	CRANKCASE COVER ASS'Y, left	1		Metallik Silver
2- 2	382-16342-60	LEVER, push	1		
2- 3	261-16361-01	SCREW, push	1		
2- 4	93104-71028	OIL SEAL (50-10.5-15-3)	1		
2- 5	132-16346-00	HOOK, spring	1		
2- 6	132-16345-00	SPRING, lever return	1		
2- 7	91810-02015	PIN, dowel (6.4-10-15)	2		
2- 8	276-15415-00-Y4	COVER, generator	1		Metallik Silver
2- 9	92501-06020	SCREW, panhead	2		
2-10	92501-06060	SCREW, panhead	1		
2-11	92501-06050	SCREW, panhead	2		
2-12	92501-06045	SCREW, panhead	1		
2-13	276-15421-02-Y4	COVER, crankcase right	1		Metallik Silver
2-14	315-15451-02	GASKET, crankcase cover right	1		
2-15	91810-02015	PIN, dowel (6.4-10-15)	2		
2-16	315-15362-01	PLUG, oil level	1		
2-17	248-15416-01-Y4	COVER, oil pump	1		Metallik Silver
2-18	92501-06020	SCREW, panhead	3		
2-19	92501-06035	SCREW, panhead	6		
2-20	92501-06055	SCREW, panhead	1		
2-21	90338-16029	PLUG (168-17481-00)	1		
2-22	214-17843-00	BUSHING	1		
2-23	92501-06010	SCREW, panhead	1		
2-24	92901-06100	WASHER, spring	1		

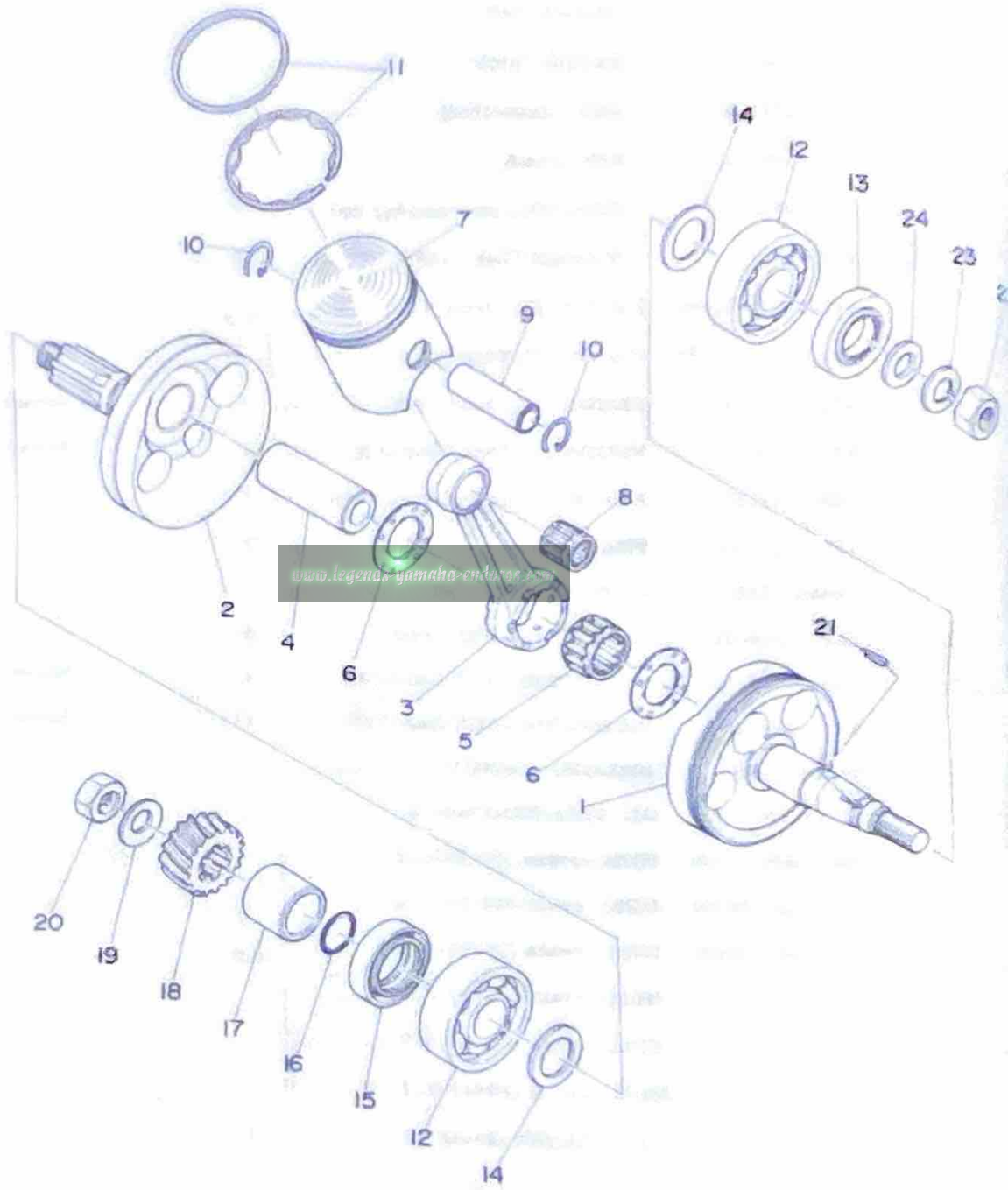
Fig. 3 CRANK · PISTON



CRANK - PISTON

Ref. No.	Parts No.	Description	Qty	Applicable Model(s)	Remarks
3- 0-1	304-11400-02	CRANK ASS'Y	1		
3- 1	427-11410-00	CRANK, left	1		
3- 2	304-11402-01	CRANK, right	1		
3- 3	304-11631-01	ROD, connecting	1		
3- 4	164-11601-00	PIN, crank	1		
3- 5	93310-42291	BEARING, con-rod big end	1		
3- 6	90209-22071	WASHER (164-11603-00)	2		
3- 7	382-11631-01-76	PISTON (51.96mm STD)	1	U. R	
	382-11631-01-90	PISTON (51.98mm STD)	1		
	382-11635-01	PISTON (52.25mm 1st O. 5)	1		Alternate Parts
	382-11636-01	PISTON (52.50mm 2nd O. 5)	1		Alternate Parts
3- 8	93310-21403	BEARING, con-rod small end	1		
3- 9	131-11633-00	PIN, piston	1		
3-10	93450-13023	CLIP (131-11634-00)	2		
3-11	382-11610-02	PISTON RING SET (STD)	1a		
	382-11610-12	PISTON RING SET (1st O. 5)	1a		Alternate Parts
	382-11610-22	PISTON RING SET (2nd O. 5)	1a		Alternate Parts
3-12	93306-30405	BEARING (B6304C3)	2		
3-13	93402-20010	OIL SEAL (SD-20-40-B)	1		
3-14	136-11561-00-03	SHIM, crank (20-30-0.3)	1		U. R
	136-11561-00-04	SHIM, crank (20-30-0.4)			
	136-11561-00-05	SHIM, crank (20-30-0.5)			
	136-11561-00-06	SHIM, crank (20-30-0.6)			
	136-11561-00-07	SHIM, crank (20-30-0.7)			
	136-11561-00-08	SHIM, crank (20-30-0.8)			
3-15	93103-28011	OIL SEAL (SW-26-40-B)	1		
3-16	93210-18023	O-RING (1.2-17.6)	1		
3-17	90387-20175	COLLAR (276-16136-00)	1		
3-18	382-16111-61	GEAR, primary drive (17T)	1		

Fig. 3 CRANK - PISTON



www.legendary-yamaha-enthusiast.com



CRANK - PISTON

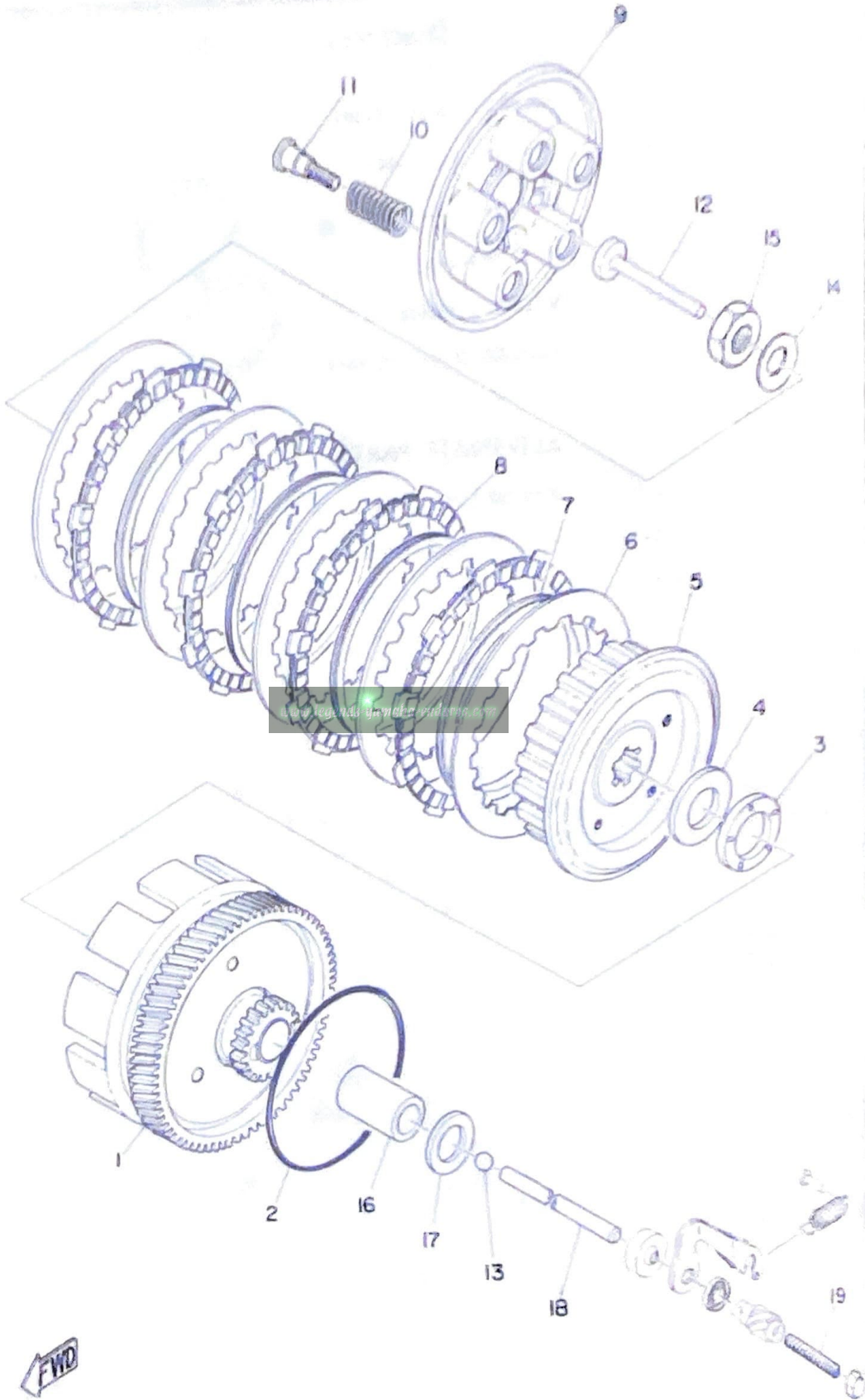
Ref. No.	Parts No.	Description	Qty	Applicable Machine No.	Remarks
3-19	90200-12015	SPRING (164-16119-00)	1		
3-20	90170-12860	NUT (137-16377-00)	1		
3-21	90280-03017	KEY (146-11545-00)	1		
3-22	98801-12200	NUT, hexagon	1		
3-23	92901-12100	WASHER, spring	1		
3-24	90201-12170	WASHER (214-11557-01)	1		

ALTERNATE PARTS

3- 0-2	382-11630-01	PISTON ASS'Y (STD)	1		Ref. No. 7,9,10,11
	382-11630-11	PISTON ASS'Y (1st O.S)	1		
	382-11630-21	PISTON ASS'Y (2nd O.S)	1		

www.legends-yamaha-enduros.com

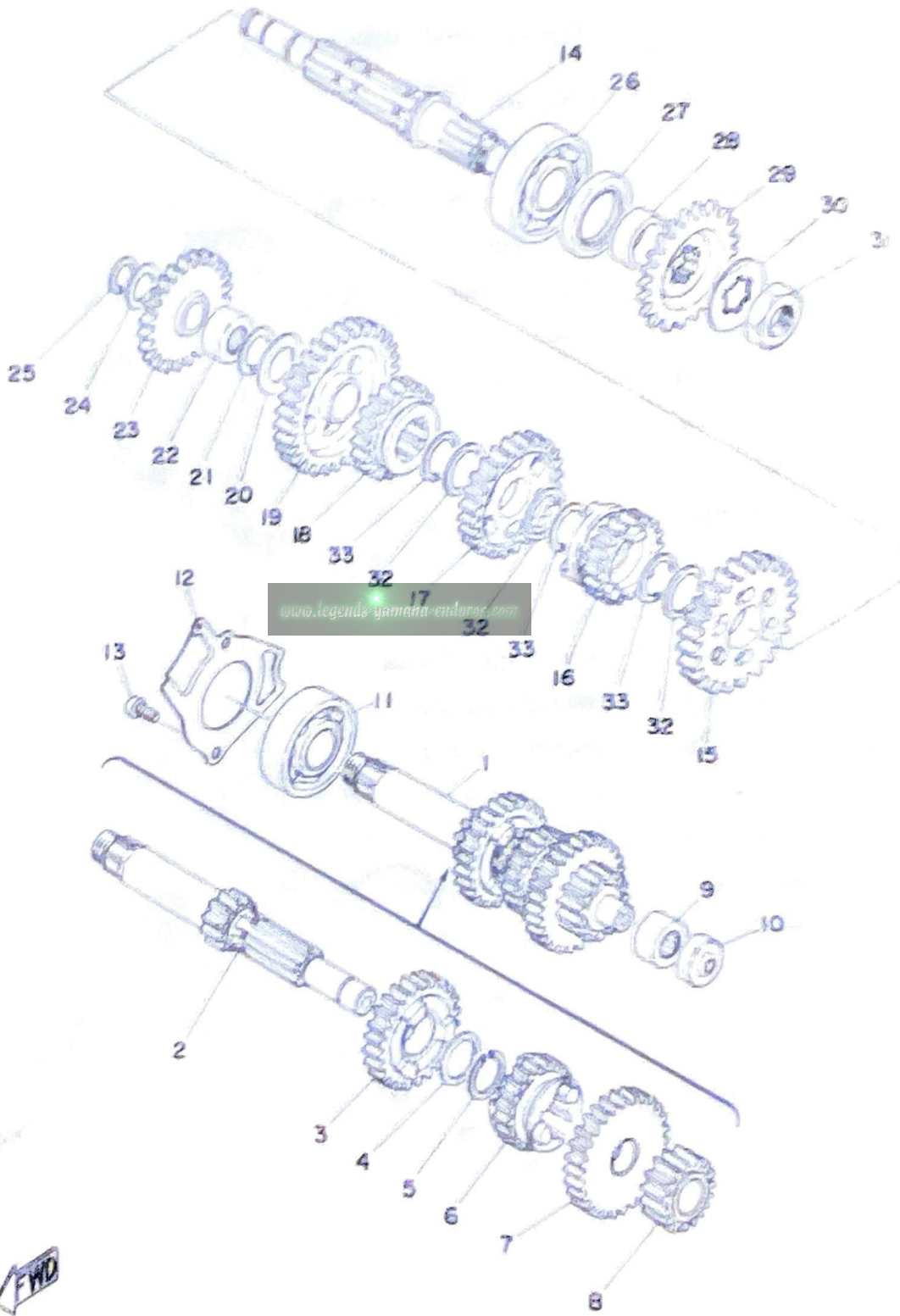
Fig. 4 CLUTCH



CLUTCH

Ref. No.	Parts No.	Description	Q'ty	Applicable Machine No.	Remarks
4-0-1	362-16301-00	CLUTCH ASS'Y	1		
4-1	382-16150-00	PRIMARY DRIVEN GEAR COMP. (77T)	1		
4-2	132-16369-00	RING, friction	1		
4-3	93341-22302	BEARING, thrust	1		
4-4	276-16154-00	PLATE, thrust (17.2-37-4)	1		
4-5	132-16271-02	BOSS, clutch	1		
4-6	137-16324-00	PLATE, clutch	5		
4-7	137-16367-00	RING, cushion	4		
4-8	132-16321-00	PLATE, friction	4		
4-9	132-16351-00	PLATE, pressure	1		
4-10	90501-20122	SPRING (137-16333-00)	5		
4-11	90149-05057	SCREW (137-16337-01)	5		
4-12	137-16356-00	ROD, push 1	1		
4-13	93501-04011	BALL (1/4 inch)	1		
4-14	90208-12015	SPRING (164-16119-00)	1		
4-15	90170-12060	NUT (137-16377-00)	1		
4-16	90560-17124	SPACER (164-16181-01)	1		
4-17	122-16164-00	PLATE, thrust (17.2-30-2)	1		
4-18	276-16357-00	ROD, push 2	1		
4-19	90113-06013	SCREW (241-16343-00)	1		
4-20	98801-06300	NUT	1		

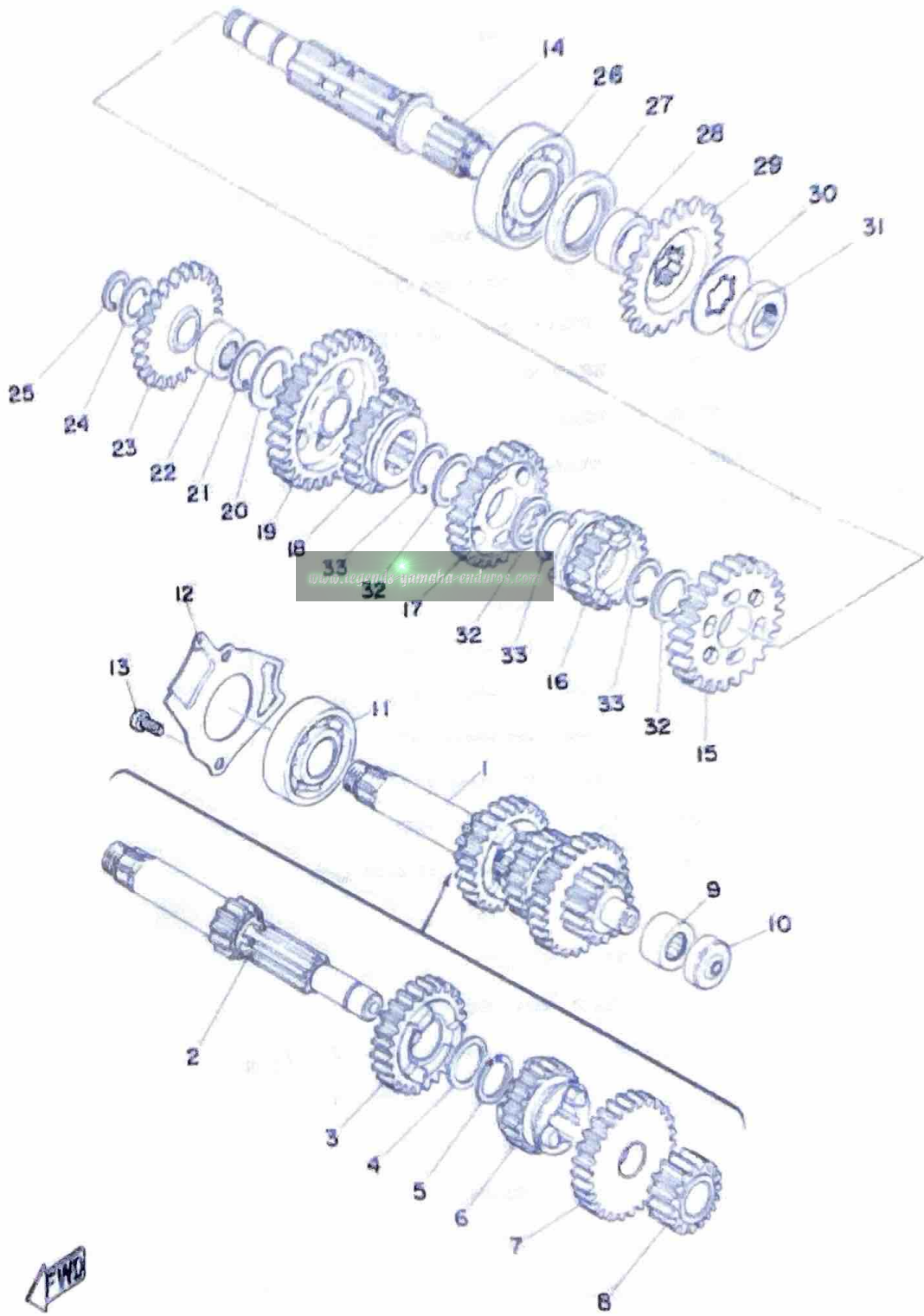
Fig. 5 TRANSMISSION



TRANSMISSION

Ref. No.	Parts No.	Description	Qty	Applicable Machine No.	Remarks
5- 1	497-17410-00	MAIN AXLE COMP.	1		
5- 2	437-17411-01	. AXLE, main (11T)	1		
5- 3	482-17141-00	. GEAR, 4th pinion (24T)	1		
5- 4	90201-20266	. WASHER (132-17216-00)	1		
5- 5	132-17414-00	. CLIP	1		
5- 6	427-17131-00	. GEAR, 3rd pinion (19T)	1		
5- 7	482-17151-00	. GEAR, 5th pinion (27T)	1		
5- 8	437-17121-00	. GEAR, 2nd pinion (15T)	1		
5- 9	93315-31502	BEARING	1		
5-10	132-15389-00	SEAL, push rod	1		
5-11	93306-30304	BEARING (B6301Z)	1		
5-12	403-17471-00	PLATE, bearing cover	1		
5-13	92501-06012	SCREW, panhead	2		
5-14	315-17421-01	AXLE, drive	1		
5-15	427-17221-00	GEAR, 2nd wheel (10T)	1		
5-16	482-17251-00	GEAR, 5th wheel (18T)	1		
5-17	427-17231-00	GEAR, 3rd wheel (26T)	1		
5-18	382-17241-60	GEAR, 4th wheel (21T)	1		
5-19	248-17211-00	GEAR, 1st wheel (35T)	1		
5-20	164-17427-00-10	SHIM, drive axle (15.2-30-1.0)	1		
5-21	93440-15012	CIRCLIP (S-15)	1		
5-22	93311-31515	BEARING	1		
5-23	403-15651-00	GEAR, kick idle (25T)	1		
5-24	132-15653-00-12	WASHER, thrust (13.3-22-1.2)	1	U, R	
	132-15653-00-14	WASHER, thrust (13.3-22-1.4)			
5-25	93410-13004	CIRCLIP (S-13)	1		
5-26	93306-30401	BEARING (B6304)	1		
5-27	93102-26042	OIL SEAL (SD-26-38-5)	1		
5-28	90387-20031	COLLAR (164-17462-00)	1		

Fig. 5 TRANSMISSION

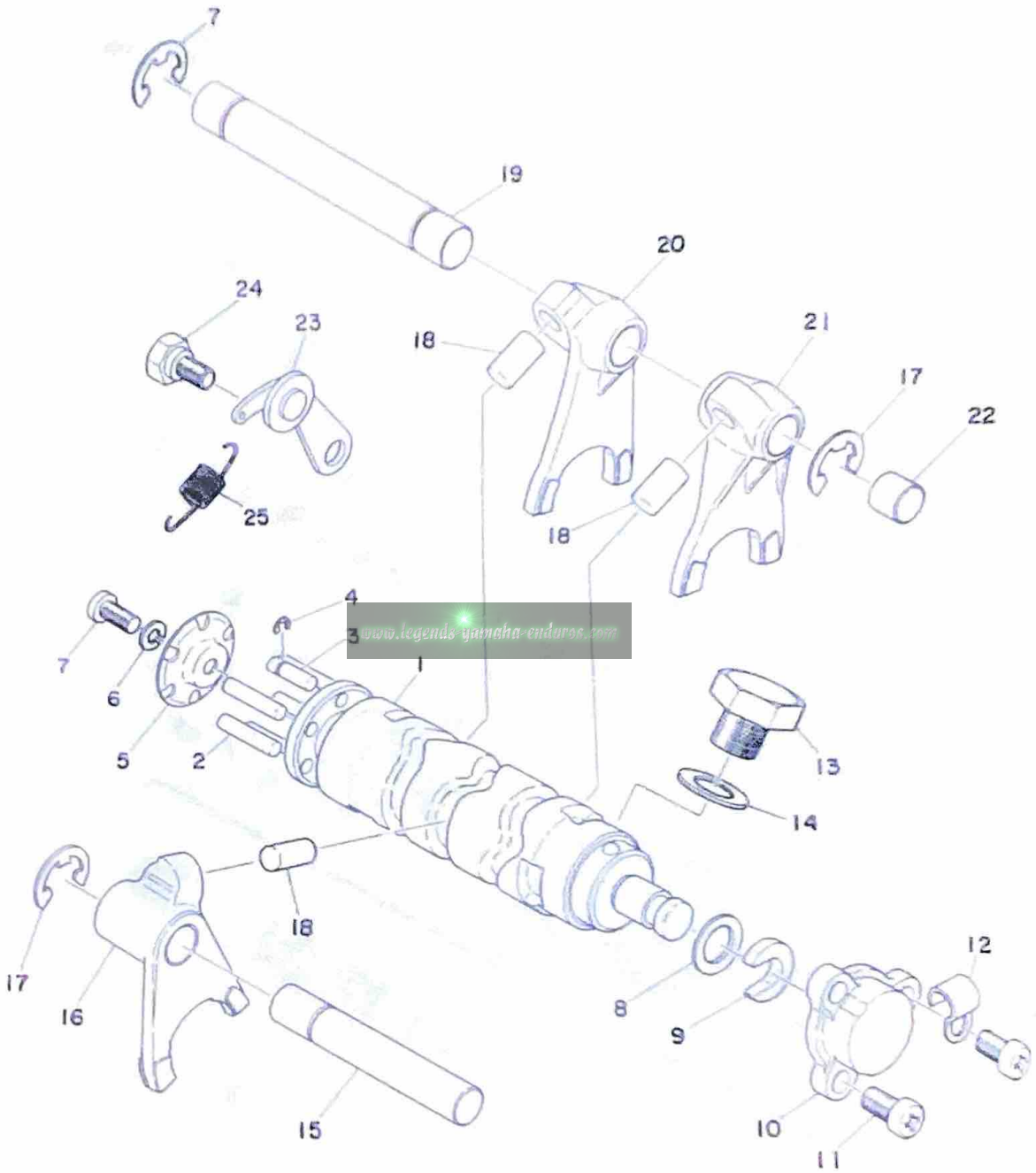


TRANSMISSION

Ref. No.	Parts No.	Description	Qty	Applicable Machine No.	Remarks
5-29	382-17461-31	SPROCKET, drive (13T)	} U. R. 1		STD
	382-17461-41	SPROCKET, drive (14T)			
	382-17461-51	SPROCKET, drive (15T)			
	382-17461-61	SPROCKET, drive (16T)			
5-30	382-17464-60	WASHER, lock	1		
5-31	90179-16018	NUT (102-17463-00)	1		
5-32	90201-20266	WASHER (132-17216-00)	3		
5-33	132-17414-00	CLIP	3		

www.legends-yamaha-enduros.com

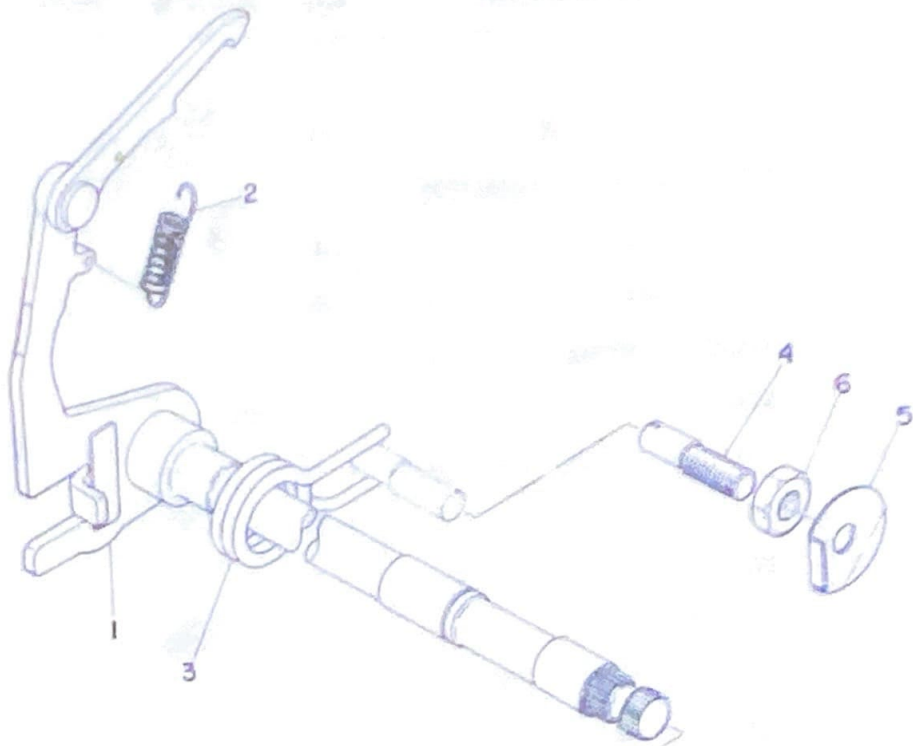
Fig. 6 SHIFTER 1



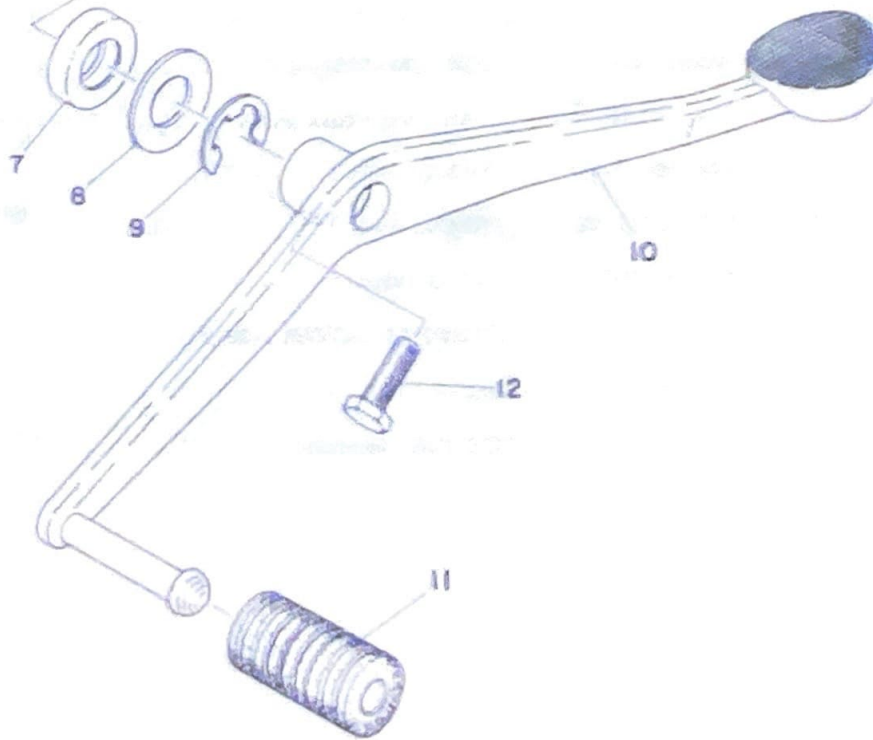
SHIFTER 1

Ref. No.	Parts No.	Description	Qty	Applicable Machine No.	Remarks
6- 1	382-18541-60	CAM, shift	1		
6- 2	93604-22050	PIN, dowel (4-21.8)	9		
6- 3	90249-04039	PIN, locating (174-18544-00) ...	1		
6- 4	93430-03014	CLIP, locating (E-2.5)	1		
6- 5	382-18561-60	PLATE, side	1		
6- 6	92901-05100	WASHER, spring	1		
6- 7	98501-05012	SCREW, panhead	1		
6- 8	90201-12166	WASHER (164-18572-00)	1		
6- 9	164-18571-01	HOLDER, shift cam	1		
6-10	164-18589-00	PLUG, blind shift cam	1		
6-11	92501-06010	SCREW, panhead	3		
6-12	90462-05012	CLAMP (164-82594-00)	1		
6-13	90101-14122	BOLT, hexagon	1		
6-14	137-15353-00	GASKET (14.5-21-1.5)	1		
6-15	248-18531-00	BAR, shift fork guide	1		
6-16	248-18512-01	FORK, shift 2	1		
6-17	93430-10017	CIRCLIP (E-10)	3		
6-18	90250-08017	PIN (278-18552-00)	3		
6-19	214-18531-00	BAR, shift fork guide	1		
6-20	248-18513-01	FORK, shift 3	1		
6-21	248-18511-02	FORK, shift 1	1		
6-22	214-15385-00	PLUG, blind	1		
6-23	382-18140-60	STOPPER LEVER ASS'Y	1		
6-24	90109-18148	BOLT	1		
6-25	90506-09112	SPRING, tension	1		

Fig. 7 SHIFTER 2



www.legenda-yamaha-enduros.com

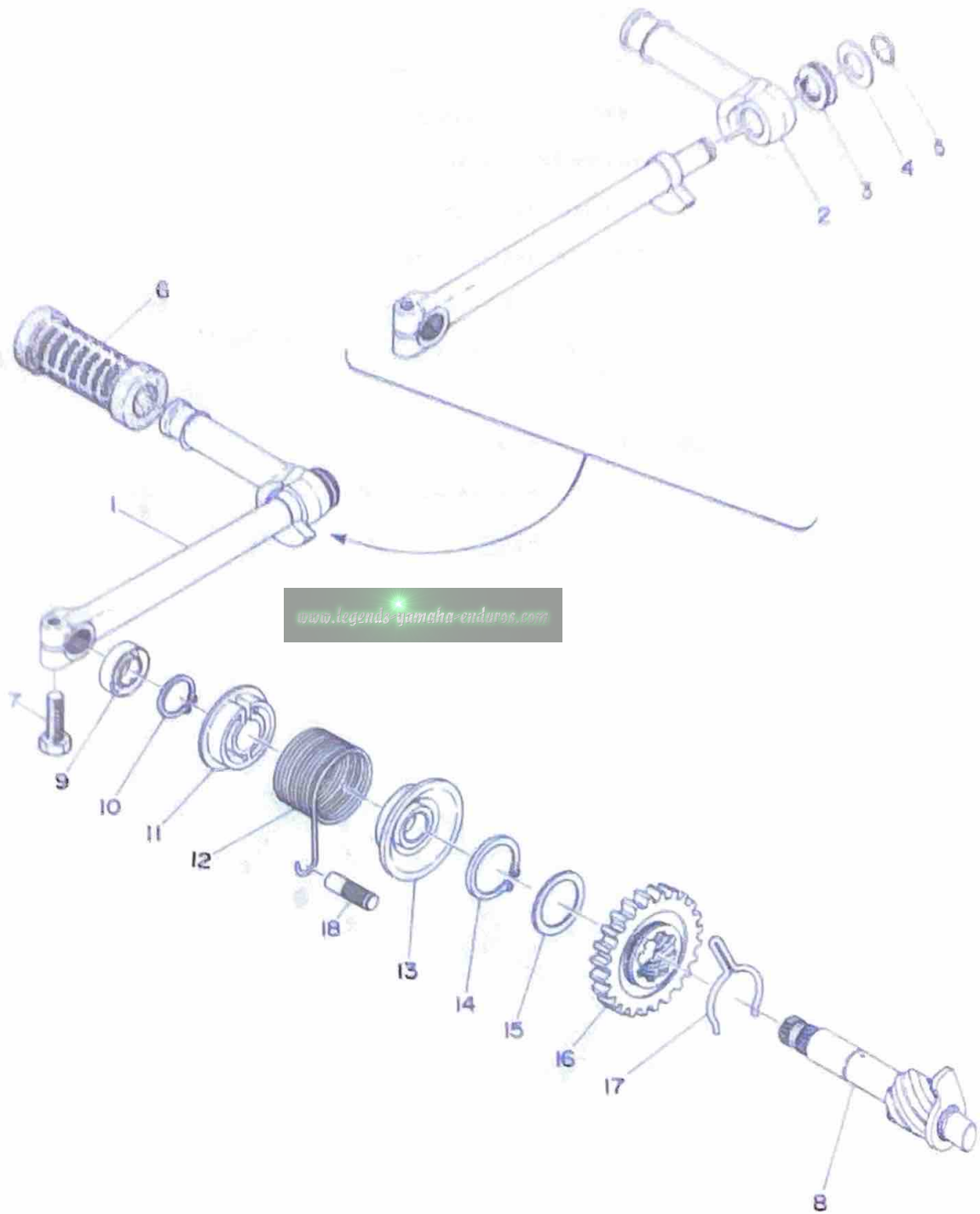


SHIFTER 2

Ref. No.	Parts No.	Description	Qty	Applicable Machine No.	Remarks
7- 1	276-18101-01	CHANGE SHAFT ASS'Y	1		
7- 2	90506-09009	SPRING (132-18123-00)	1		
7- 3	90508-32207	SPRING (132-18124-00)	1		
7- 4	90149-08014	SCREW (132-18133-00)	1		
7- 5	90170-08029	NUT (248-18134-00)	1		
7- 6	90215-08014	WASHER (248-18139-00)	1		
7- 7	93109-14005	OIL SEAL (SDO-14-24-6)	1		
7- 8	90201-14220	WASHER (248-18137-00)	1		
7- 9	93430-12009	CIRCLIP (E-12)	1		
7-10	382-18111-60-91	PEDAL, change	1		
7-11	132-18113-01	COVER, change pedal	1		
7-12	91101-06020	BOLT	1		

www.legends-yamaha-enduros.com

Fig. B KICK STARTER

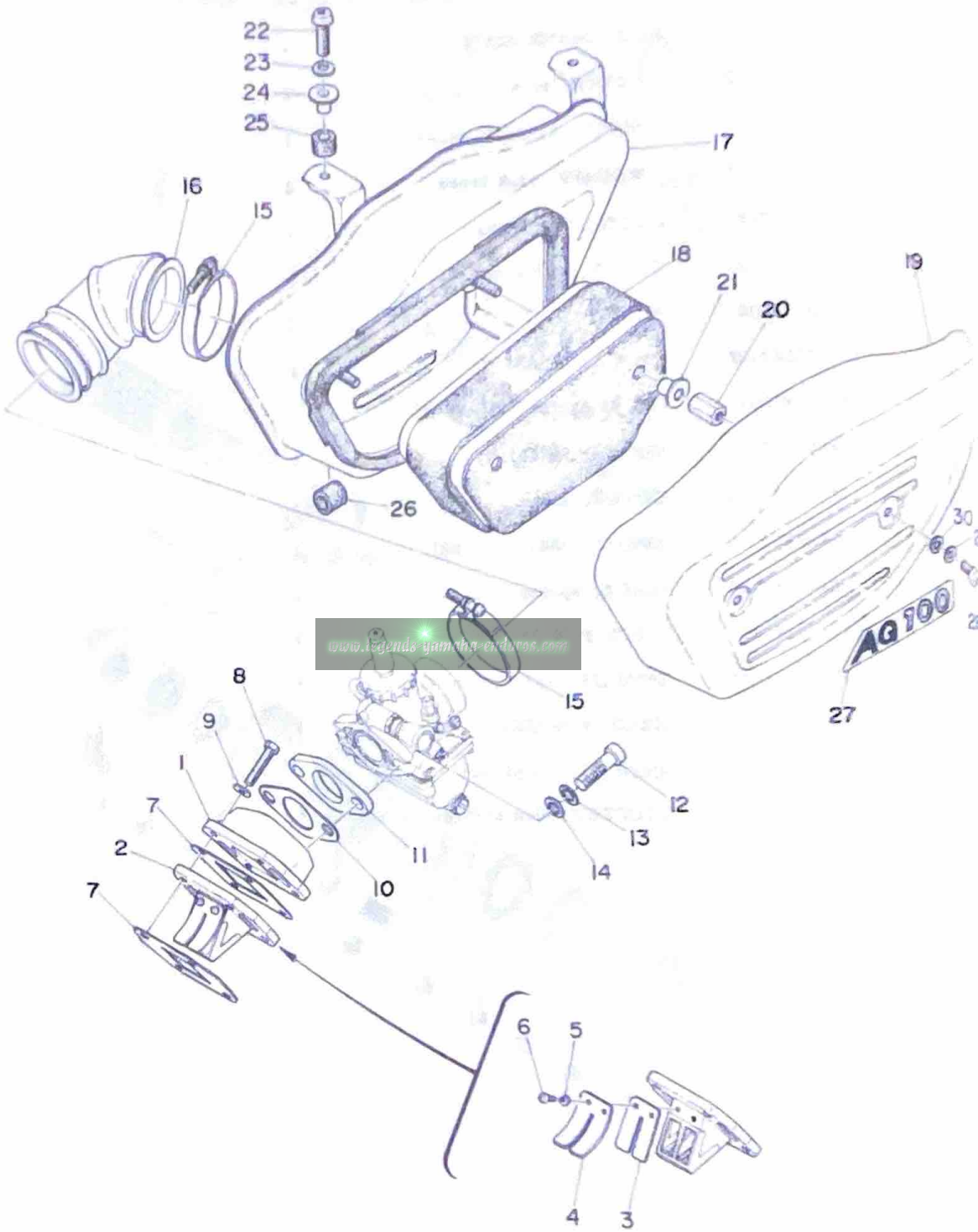


FWD

KICK STARTER

Ref. No.	Parts No.	Description	Qty	Applicable Machine No.	Remarks
8-1	274-15636-00	KICK CRANK ASS'Y	1		
8-2	122-15632-00	LEVER, kick	1		
8-3	90508-10005	SPRING (132-15625-05)	1		
8-4	132-15636-01	WASHER, kick lever	1		
8-5	93440-10020	CLIP, kick lever	1		
8-6	156-15618-01	COVER, kick lever	1		
8-7	90101-06020	BOLT	1		
8-8	105-15660-02	KICK AXLE ASS'Y	1		
8-9	93103-15001	OIL SEAL (800-35-26-0)	1		
8-10	93430-15005	CIRCLIP (5-15)	1		
8-11	132-15678-00	COVER, spring	1		
8-12	90508-26356	SPRING (104-15665-00)	1		
8-13	132-15664-00	GUIDE, spring	1		
8-14	93430-25017	CIRCLIP (5-25)	1		
8-15	117-15644-00	SPHM (25-1-32-1)	1		
8-16	105-15641-00	GEAR, kick (26T)	1		
8-17	90468-26048	CLIP (315-15687-00)	1		
8-18	257-15668-00	STOPPER, kick spring	1		

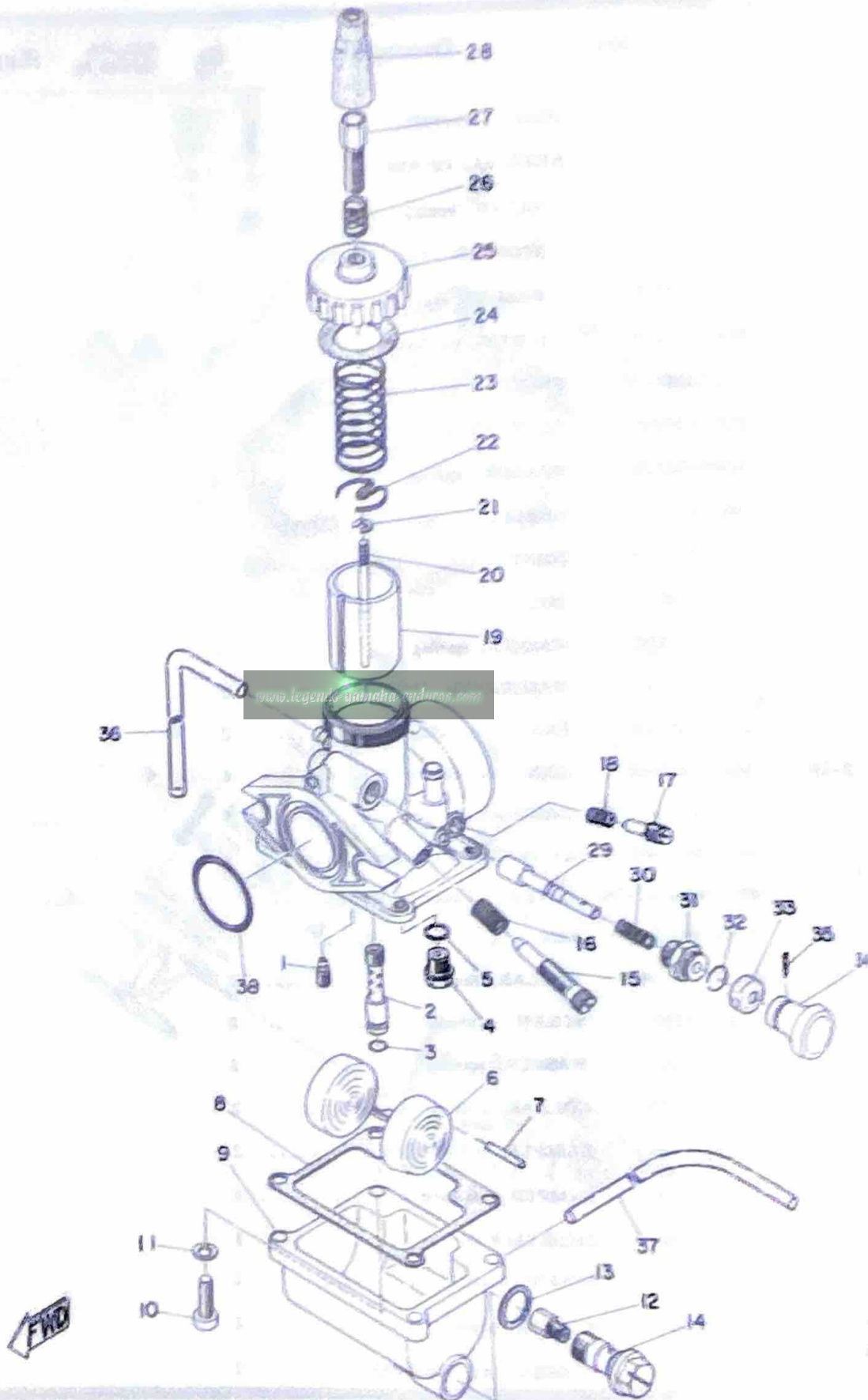
Fig. 9 INTAKE



INTAKE

Ref. No.	Parts No.	Description	Qty	Application Machine No.	Remarks
9-1	304-13565-00	JOINT, carburetor	1		
9-2	304-13610-00	REED VALVE ASS'Y	1		
9-3	304-13613-00	. VALVE, reed	2		
9-4	304-13616-00	. STOPPER, reed valve	2		
9-5	92901-03100	. WASHER, spring	4		
9-6	98512-03008	. SCREW, panhead	4		
9-7	304-13621-00	PACKING, valve seat	2		
9-8	91201-06025	BOLT	4		
9-9	92901-06100	WASHER, spring	4		
9-10	248-13556-70	GASKET	1		
9-11	304-13555-00	JOINT	1		
9-12	91316-08030	BOLT	2		
9-13	92901-08100	WASHER, spring	2		
9-14	90201-08089	WASHER (304-13578-00)	2		
9-15	278-14455-00	BAND www.legends-yamaha.com/products.html	2		
9-16	497-14453-00	JOINT, air cleaner	1		
9-17	497-14411-01-33	CASE, air cleaner	1		Yamaha Black
9-18	497-14451-01	ELEMENT, air cleaner	1		
9-19	497-14412-01-26	COVER, cleaner case	1		Competition Yellow
9-20	90179-06166	NUT	2		
9-21	437-21633-00	COLLAR, fender	2		
9-22	92501-06025	SCREW, panhead	2		
9-23	92901-06100	WASHER, spring	2		
9-24	437-21633-00	COLLAR, fender	2		
9-25	214-21717-00	DAMPER, battery box	2		
9-26	214-21779-00	DAMPER, oil tank 2	1		
9-27	497-21786-00	EMBLEM 100	1		
9-28	98903-06012	SCREW, blind	2		
9-29	92903-06200	WASHER, plain	2		
9-30	90202-06008	WASHER (141-23427-00)	2		

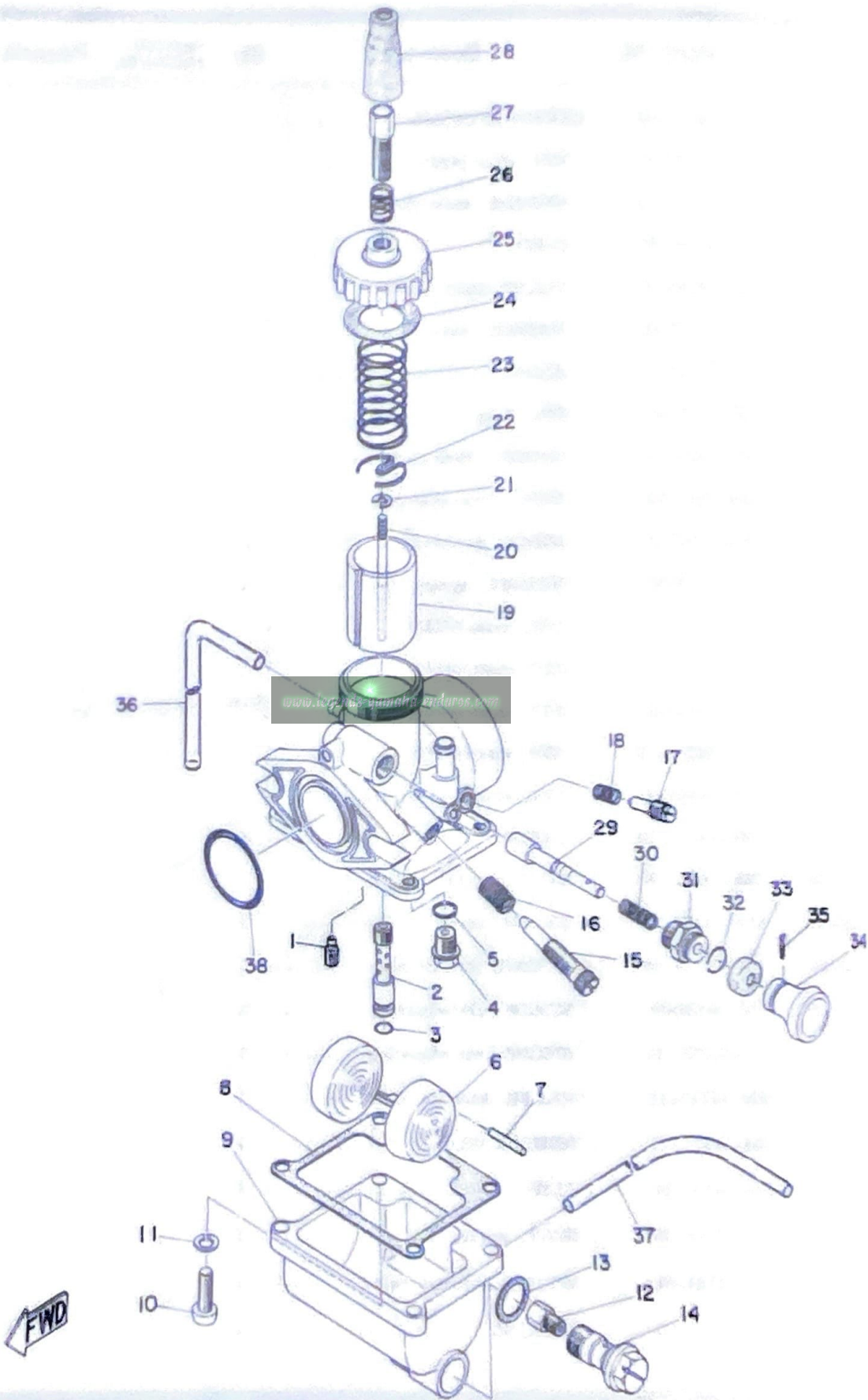
Fig. 10 CARBURETOR



CARBURETOR

Ref. No.	Part No.	Description	Qty	Reference Illustration No.	Remarks
10-0-1	497-14101-00	CARBURETOR ASS'Y	1		
10-1	260-14152-20	JET, pilot (#15)	1		
10-2	304-14143-26	NOZZLE, main (#16)	1		
10-3	214-14147-00	O-RING	1		
10-4	127-14100-15	VALVE SEAT ASS'Y (#15)	1		
10-5	127-14100-00	WASHER, valve seat	1		
10-6	304-14105-00	FLOAT	1		
10-7	137-14186-00	PIN, float	1		
10-8	304-14184-00	GASKET, float chamber	1		
10-9	304-14183-00	BODY, float chamber	1		
10-10	98501-04014	SCREW, panhead	4		
10-11	92901-04100	WASHER, spring	4		
10-12	137-14143-24	JET, main (#120)	1	U. R.	
	157-14143-20	JET, main (#130)			
	137-14143-28	JET, main (#140)			
	137-14143-30	JET, main (#150)			
	137-14143-32	JET, main (#160)			
10-13	304-14198-00	GASKET	1		
10-14	348-14166-00	BOLT, banjo	1		
10-15	304-14122-00	SCREW, throttle	1		
10-16	137-14133-00	SPRING, throttle stop	1		
10-17	174-14123-00	SCREW, air adjusting	1		
10-18	174-14134-00	SPRING, air adjusting	1		
10-19	304-14112-15	VALVE, throttle (C.A.I. 5)	1		
10-20	164-14116-04	NEEDLE (4L6-2)	1		
10-21	164-14137-00	CLIP	1		
10-22	137-14136-00	SEAL, spring	1		
10-23	276-14131-00	SPRING, throttle valve	1		
10-24	193-14126-00	PACKING	1		

Fig. 10 CARBURETOR

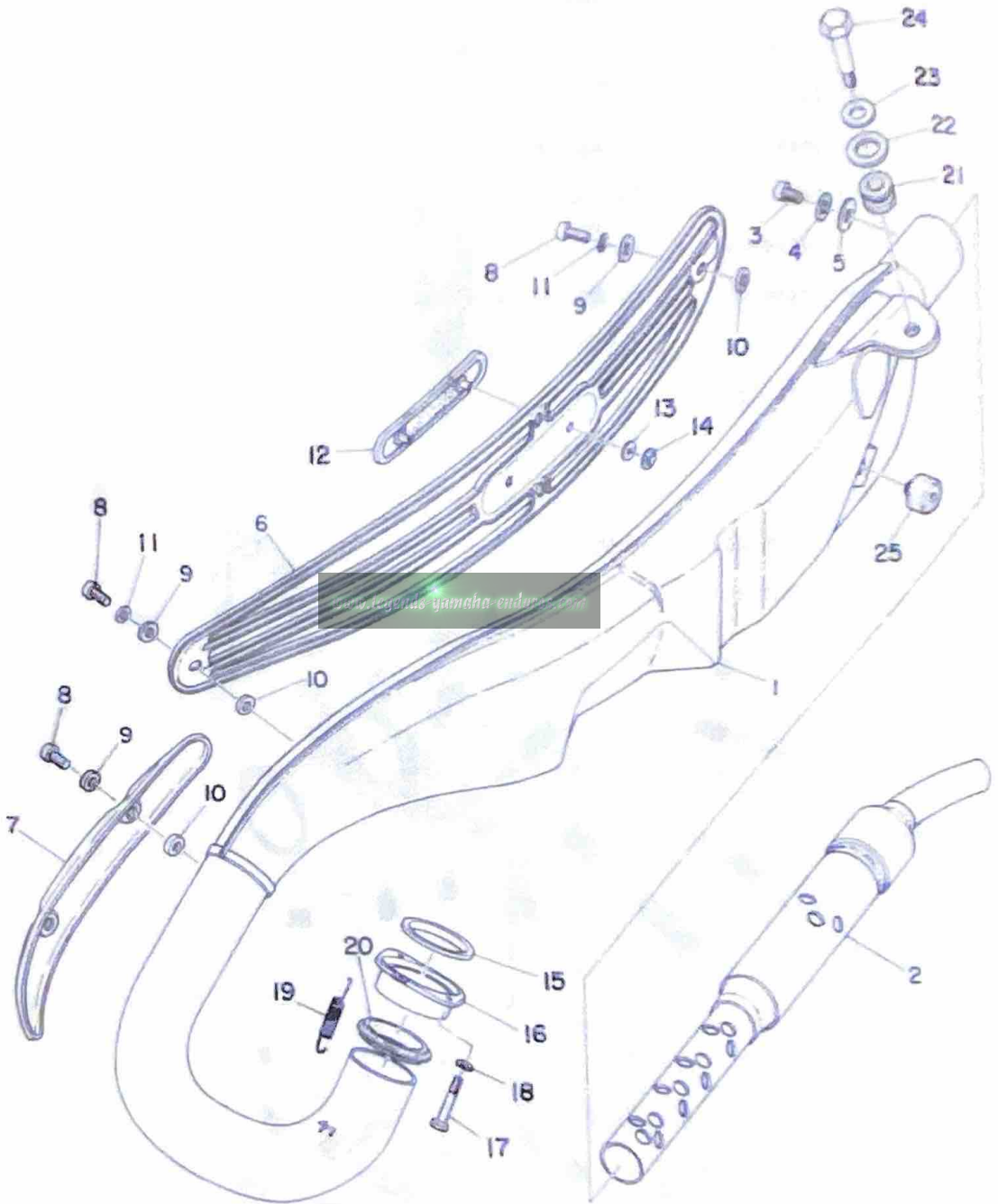


CARBURETOR

Ref. No.	Parts No.	Description	Qty	Application Indicate the	Remarks
10-25	093-14158-00	. TOP, mixing chamber	1		
10-26	093-14181-00	. SPRING, throttle stop	1		
10-27	193-14129-20	. SCREW, wire adjusting	1		
10-28	007-14169-01	. CAP	1		
10-29	504-14171-00	. PLUNGER, starter	1		
10-30	156-14135-00	. SPRING, plunger	1		
10-31	152-14174-00	. CAP, plunger	1		
10-32	353-14138-00	. CLIP, plunger	1		
10-33	112-14173-00	. COVER, plunger cap	1		
10-34	504-14261-00	. HOLDER	1		
10-35	91451-16015	. PIN, cotter	1		
10-36	183-14197-01	. PIPE, air vent (5-280)	1		
10-37	183-14196-00	. PIPE, over flow (5-160)	1		
10-38	241-14147-00	. O-RING	1		

www.legends-yamaha-enduros.com

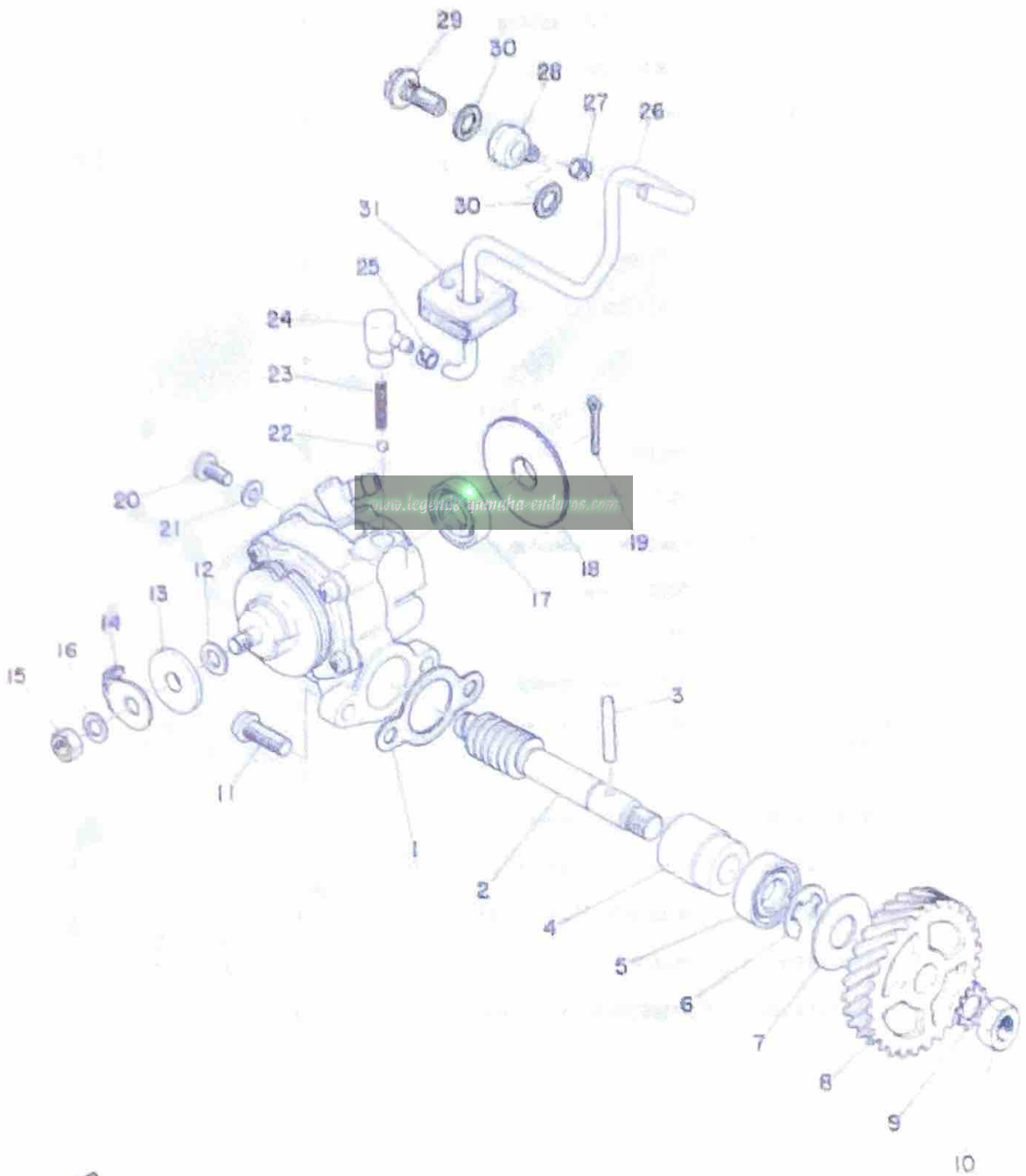
Fig. 11 EXHAUST



EXHAUST

Ref. No.	Parts No.	Description	Qty	Applicable Models No.	Remarks
11- 1	382-14610-10	EXHAUST PIPE ASS'Y	1		
11- 2	316-14753-10	. SILENCER	1		
11- 3	92501-06010	. SCREW, panhead	1		
11- 4	92901-06100	. WASHER, spring	1		
11- 5	92901-06200	. WASHER, plain	1		
11- 6	305-14718-30	PROTECTOR, muffler	1		
11- 7	382-14728-30	PROTECTOR, muffler 2	1		
11- 8	91903-06012	SCREW, blind	6		
11- 9	90202-06010	WASHER (178-14766-00)	6		
11-10	90202-05005	WASHER (214-14766-00)	6		
11-11	90209-06123	WASHER	4		
11-12	305-14729-30	EMBLEM, protector	1		
11-13	174-28316-00	DAMPER, emblem	2		
11-14	90183-04005	NUT (116-28317-01)	2		
11-15	152-14613-00	GASKET, exhaust pipe	1		
11-16	276-14612-10	NUT, ring	1		
11-17	91101-06015	BOLT	2		
11-18	92901-06100	WASHER, spring	2		
11-19	90506-12029	SPRING (214-14683-01)	1		
11-20	248-14623-00	GASKET	1		
11-21	168-21638-00	DAMPER, front	1		
11-22	168-21758-00	WASHER, special (18.2-27-2.0)	1		
11-23	90201-12190	WASHER (122-22243-00)	1		
11-24	90109-08036	BOLT (276-149719-00)	1		
11-25	102-27114-00	STOPPER, main stand	1		

Fig. 12 OIL PUMP

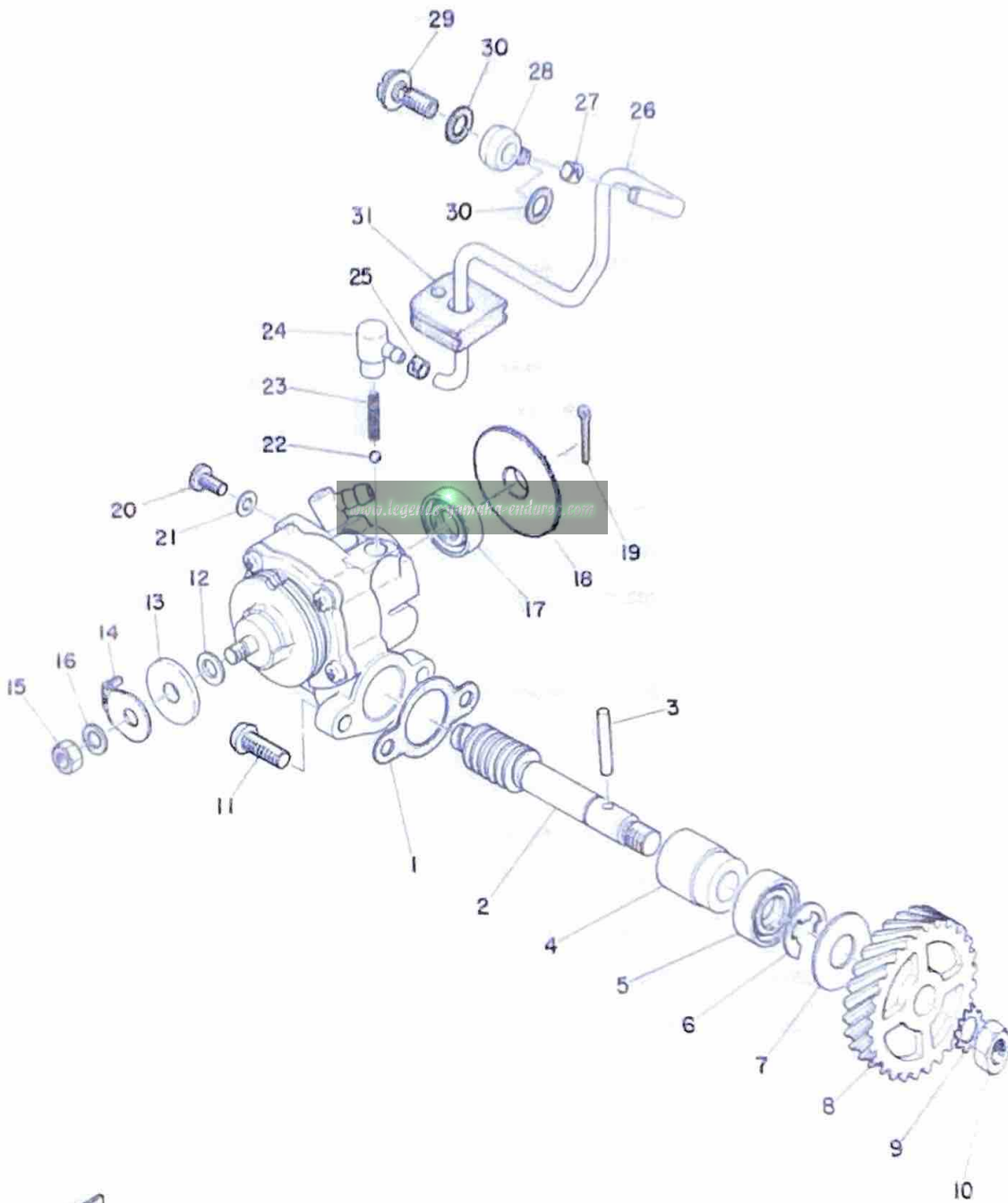


FWD

OIL PUMP

Ref. No.	Parts No.	Description	Q'ty	Applicable Machine No.	Remarks
12- 1	126-13116-00	GASKET, pump case	1		
12- 2	275-13175-00	SHAFT, worm	1		
12- 3	93603-22028	PIN, dowel (3-21.8)	1		
12- 4	137-13176-00	METAL, worm shaft outer	1		
12- 5	93101-10002	OIL SEAL (S-10-22-7)	1		
12- 6	93430-08006	CIRCLIP (E-8)	1		
12- 7	90201-10135	WASHER (102-18138-00)	1		
12- 8	382-13178-60	GEAR, drive (30T)	1		
12- 9	92901-08400	WASHER, tooth	1		
12-10	98801-08300	NUT	1		
12-11	98501-05015	SCREW, panhead	2		
12- 0-1	304-13101-02	OIL PUMP ASS'Y	1		
12-12	137-13137-00-03	. SHIM, plunger (5.8-10-0.03)	} U. R 1		
	137-13137-00-05	. SHIM, plunger (5.8-10-0.05)			
	137-13137-00-10	. SHIM, plunger (5.8-10-0.1)			
	137-13137-00-30	. SHIM, plunger (5.8-10-0.3)			
	137-13137-00-50	. SHIM, plunger (5.8-10-0.5)			
12-13	137-13138-01	. PLATE, adjusting	1		
12-14	402-13146-00	. COVER	1		
12-15	98801-05200	. NUT	1		
12-16	92901-05100	. WASHER, spring	1		
12-17	93101-10001	. OIL SEAL (S-10-21-5)	1		
12-18	137-13128-00	. PLATE, starter	1		
12-19	91401-12018	. PIN, cottor	1		
12-20	98901-04008	. SCREW, bind	1		
12-21	90430-04004	. GASKET (137-13187-00)	1		
12-22	93505-32002	. BALL (5/32 inch)	1		
12-23	90501-02018	. SPRING (278-13169-00)	1		
12-24	402-13552-00	. NOZZLE	1		

Fig. 12 OIL PUMP

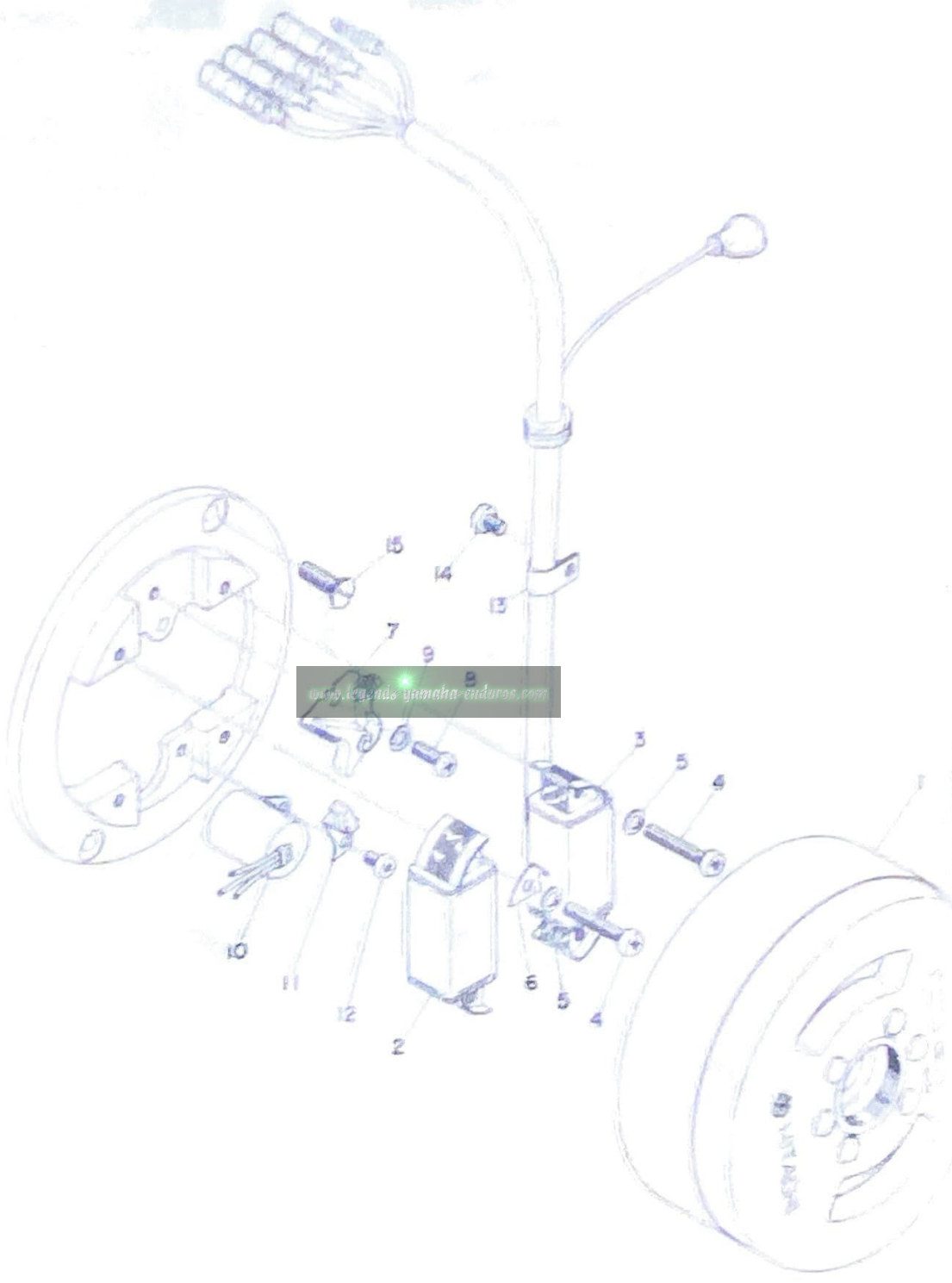


OIL PUMP

Ref. No.	Parts No.	Description	Qty	Applicable Machine No.	Remarks
12-25	90468-02053	CLIP (214-13164-00)	1		
12-26	90445-02023	PIPE (248-13161-01)	1		
12-27	90468-02053	CLIP (214-13164-00)	1		
12-28	214-13161-00	BANKO	1		
12-29	90401-06001	BOLT (137-13369-00)	1		
12-30	90423-06001	GASKET (137-13367-00)	2		
12-31	248-13074-00	HOLDER, oil pipe	2		

www.legends-yamaha-enduros.com

FIG. 13 FLYWHEEL MAGNETO



www.legends-yamaha-enduros.com



FLYWHEEL MAGNETO

Ref. No.	Parts No.	Description	Qty	Applicable Machine No.	Remarks
15- 0-1	561-81300-10	FLYWHEEL MAGNETO ASS'Y	1		
15- 1	562-81358-10	. ROTOR ASS'Y	1		
15- 2	185-81312-10	. COIL, source	1		
15- 3	562-81313-10	. LIGHTING COIL ASS'Y	1		
15- 4	110-81348-20	. SCREW, panhead (4-25)	6		
15- 5	62401-04100	. WASHER, spring	7		
15- 6	185-81332-10	. PLATE, timing	1		
15- 7	201-81321-10	. CONTACT BREAKER ASS'Y	1		
15- 8	110-81347-20	. SCREW, panhead (4-12)	1		
15- 9	92901-04200	. WASHER, plain	1		
15-10	207-81326-10	. CONDENSER	1		
15-11	207-81331-10	. LUBRICATOR	1		
15-12	110-81345-20	. SCREW, panhead (4-6)	2		
15-13	109-81328-10	. CLAMP, lead	1		
15-14	110-81345-20	. SCREW, panhead (4-6)	1		
15-15	98791-05015	SCREW, flathead	2		

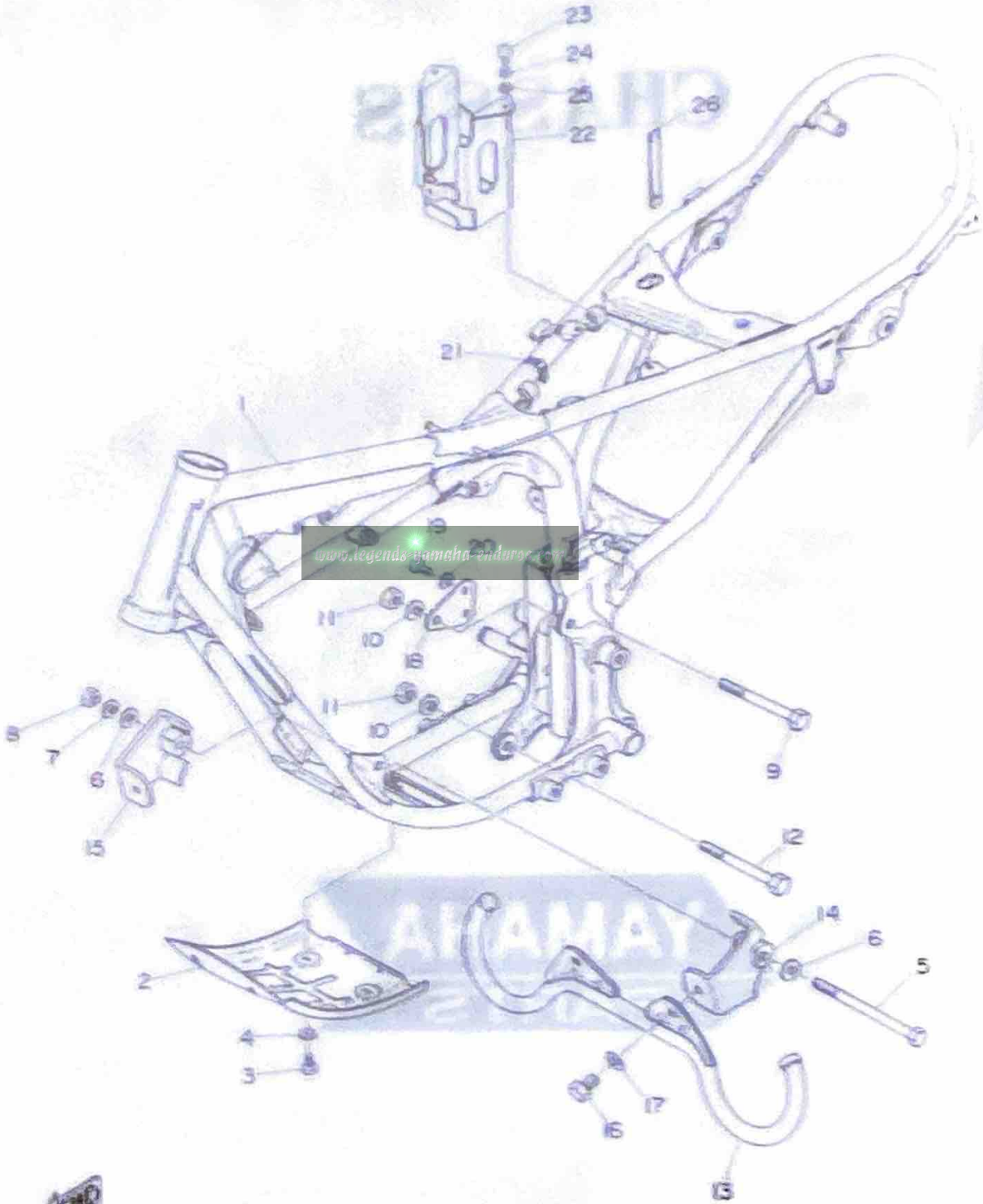
www.legends-yamaha-enduros.com

CHASSIS

www.legends-yamaha-enduros.com



Fig. 14 FRAME

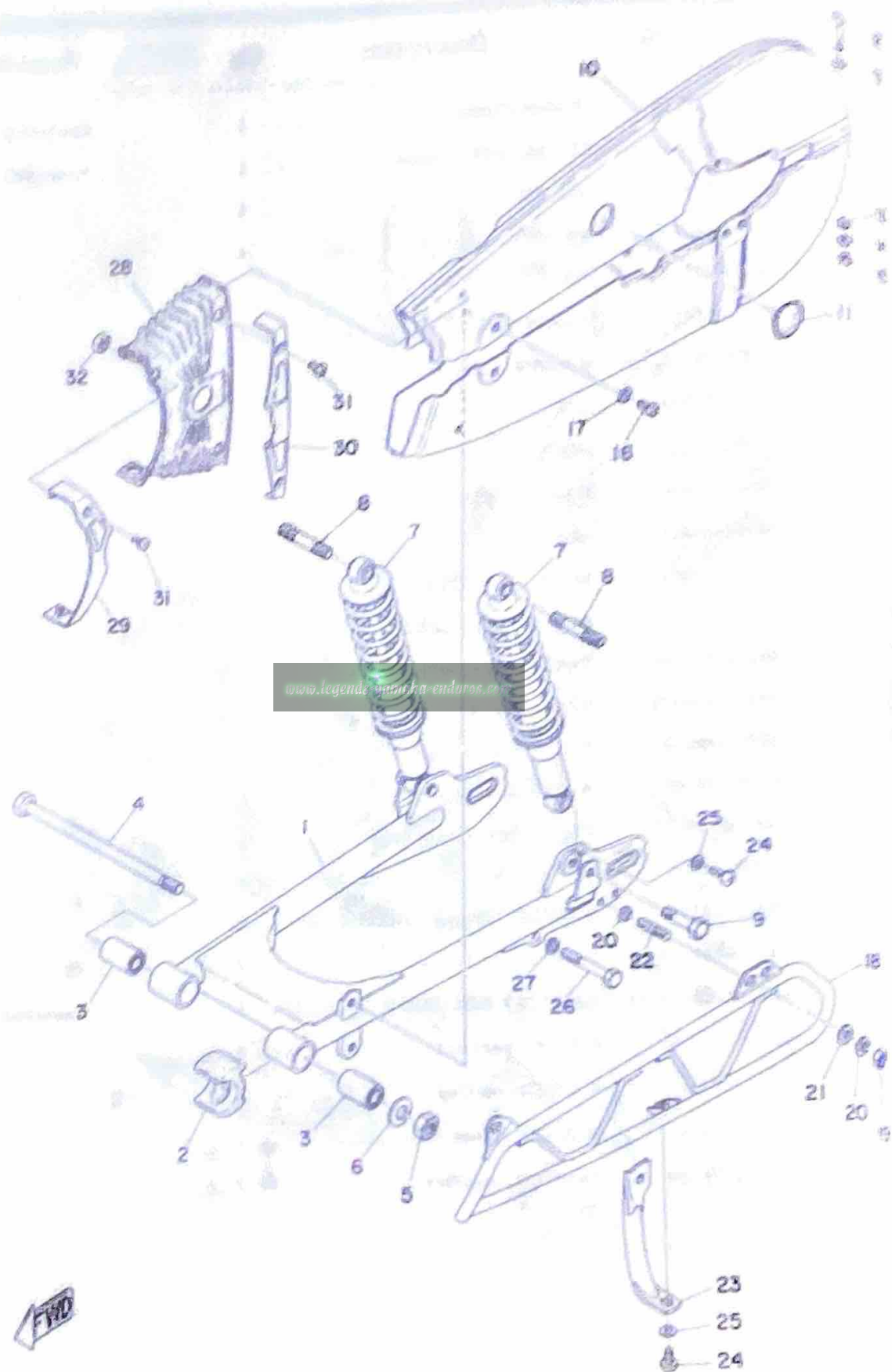


END

FRAME

Ref. No.	Parts No.	Description	Qty	Applicable Machine No.	Remarks
14- 1	497-21110-00-33	FRAME COMP.	1		Yamaha Black
14- 2	248-21471-00-33	PROTECTOR, engine	1		Yamaha Black
14- 3	91201-06012	BOLT	4		
14- 4	92901-06200	WASHER, plain	4		
14- 5	90109-08354	BOLT	1		
14- 6	90209-08050	WASHER 1	2		
14- 7	92901-08100	WASHER, spring	1		
14- 8	90185-08039	NUT	1		
14- 9	91101-10095	BOLT	1		
14-10	92901-10100	WASHER, spring	2		
14-11	92801-10200	NUT	2		
14-12	91101-10085	BOLT	1		
14-13	482-21473-00	PROTECTOR, pedal	1		
14-14	482-21474-00	STAY, protector pedal left	1		
14-15	482-21476-00	STAY, protector pedal right	1		
14-16	97201-08018	BOLT	2		
14-17	92901-08100	WASHER, spring	2		
14-18	248-21315-00	STAY, engine rear upper	2		
14-19	97201-08015	BOLT	2		
14-20	92901-08100	WASHER, spring	2		
14-21	341-26397-01	BAND	2		
14-22	304-21240-00-33	BATTERY BOX COMP.	1		Yamaha Black
14-23	92501-06010	SCREW, panhead	2		
14-24	92901-06100	WASHER, spring	2		
14-25	92901-06200	WASHER, plain	2		
14-26	276-14747-00	DAMPER, muffler	1		

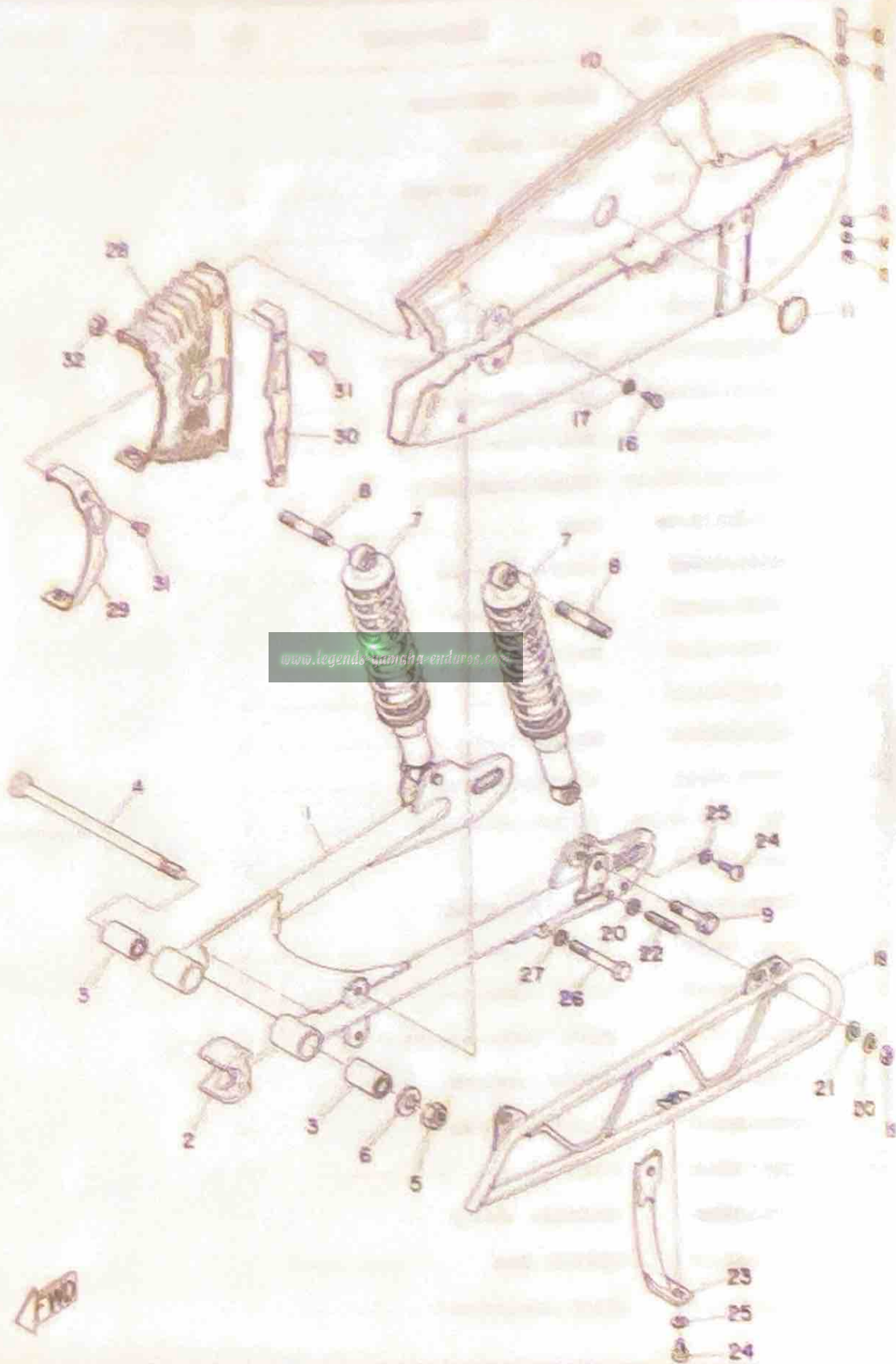
Fig. 15 REAR ARM · REAR CUSHION · CHAIN CASE



REAR ARM · REAR CUSHION · CHAIN CASE

Ref. No.	Parts No.	Description	Qty	Applicable Machine No.	Remarks
15-1	382-22110-00-31	REAR, ARM COMP.	1		Yamaha Black
15-2	304-22151-00	SEAL, guard	1		
15-3	276-22123-00	BUSHING, rear arm	2		
15-4	276-22141-00	SHAFT, pivot	1		
15-5	98801-12100	NUT	1		
15-6	92901-32100	WASHER, spring	1		
15-7	291-22210-71	REAR CUSHION ASS'Y	2		
15-8	90116-10115	BOLT (261-22242-00)	2		
15-9	90106-10025	BOLT (214-22241-00)	2		
15-10	382-22310-00-35	CHAIN CASE ASS'Y	1		Silver
15-11	148-22315-00	CAP	1		
15-12	92501-06045	SCREW, panhead	1		
15-13	92901-06200	WASHER, plain	2		
15-14	92901-06100	WASHER, spring	1		
15-15	98801-06100	NUT	1		
15-16	92501-06010	SCREW, panhead	1		
15-17	92901-06100	WASHER, spring	1		
15-18	382-22318-01-33	GUARD, chain case	1		Yamaha Black
15-19	98801-08100	NUT	3		
15-20	92901-08100	WASHER, spring	6		
15-21	92901-08200	WASHER, plain	3		
15-22	90116-08140	BOLT, chain case	3		
15-23	382-22321-00	STAY, chain case guard	1		
15-24	92501-06015	SCREW, panhead	2		
15-25	92901-06100	WASHER, spring	2		
15-26	97201-08060	BOLT	1		
15-27	92901-08100	WASHER, spring	1		
15-28	382-22325-00	COVER, dust	1		
15-29	382-22323-00	STAY, dust cover 1	1		

Fig. 15 REAR ARM - REAR CUSHION - CHAIN CASE



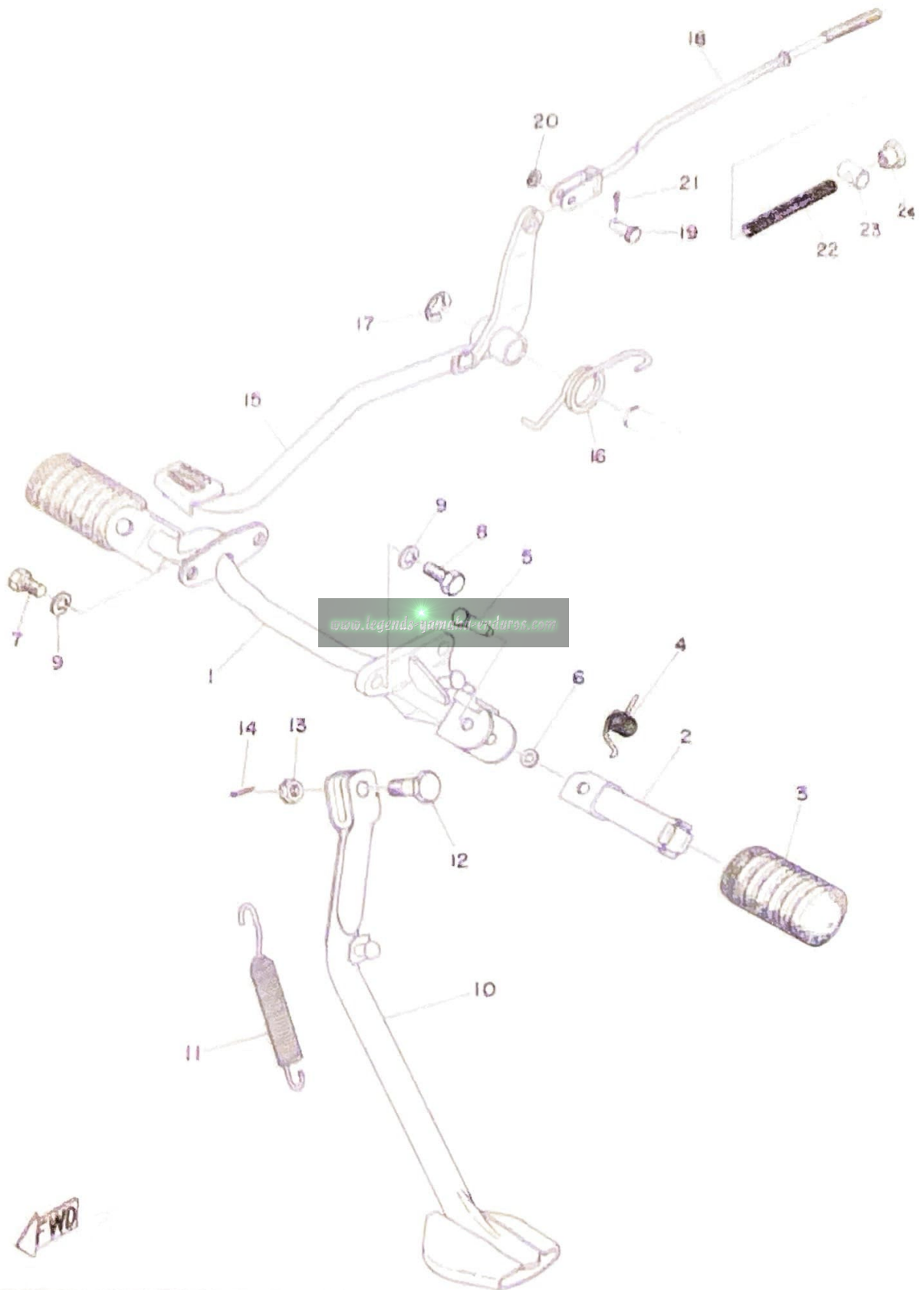
END

REAR ARM · REAR CUSHION · CHAIN CASE

Ref. No.	Parts No.	Description	Qty	Applicable Machine No.	Remarks
15-10	582-12122-00	STAY, dust cover 2	1		
15-11	98101-05008	SCREW, panhead	4		
15-12	68301-05200	NUT	2		

www.legends-yamaha-enduros.com

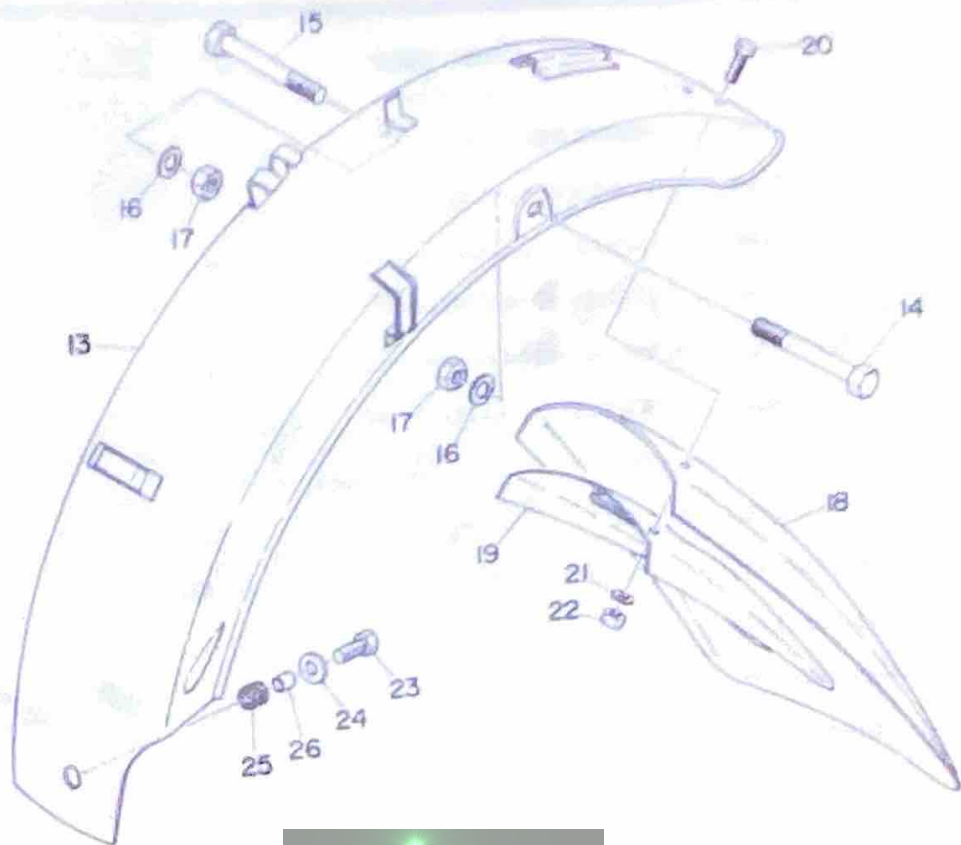
Fig. 16 STAND • FOOTREST • BRAKE PEDAL



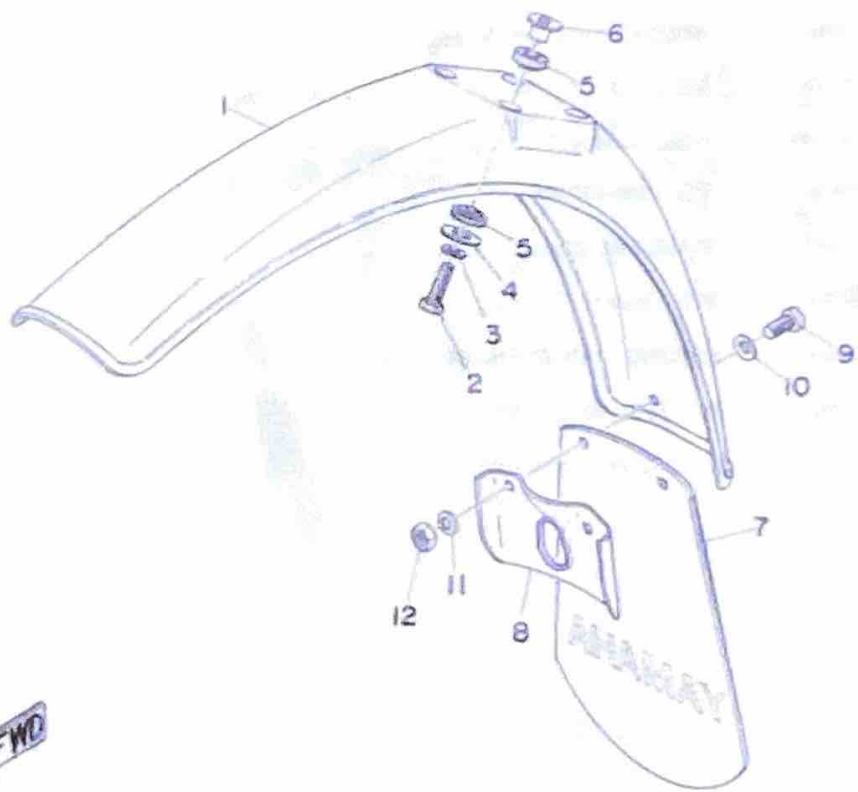
STAND · FOOTREST · BRAKE PEDAL

Ref. No.	Parts No.	Description	Qty	Applicable Machine No.	Remarks
16-1	305-27411-00-33	FOOTREST	1		Yamaha Stock
16-2	214-27421-00	FOOTREST	2		
16-3	214-27413-00	COVER, footrest	2		
16-4	98508-20023	SPRING (214-27426-00)	2		
16-5	90243-06006	PIN (214-27418-00)	2		
16-6	90201-06042	WASHER (214-27417-00)	2		
16-7	97101-08015	BOLT	2		
16-8	97101-08020	BOLT	2		
16-9	92901-08100	WASHER, spring	4		
16-10	382-27311-00	STAND, side	1		
16-11	90506-28100	SPRING (276-27316-00)	1		
16-12	90102-10006	BOLT (278-27317-00)	1		
16-13	92802-10500	NUT, <small>slotted</small>	1		
16-14	91401-28025	PIN, cotter	1		
16-15	305-27211-00-33	PEDAL, brake	1		Yamaha Stock
16-16	98508-35067	SPRING (304-27216-00)	1		
16-17	93430-12008	CIRCLIP (E-12)	1		
16-18	382-27231-00	ROD, brake	1		
16-19	90240-06006	PIN (248-27228-00)	1		
16-20	92901-06200	WASHER, plain	1		
16-21	91401-25012	PIN, cotter	1		
16-22	90501-10245	SPRING (180-27236-00)	1		
16-23	90244-12008	PIN (356-27237-00)	1		
16-24	90179-06153	NUT (206-27238-00)	1		

Fig. 17 FRONT FENDER - REAR FENDER



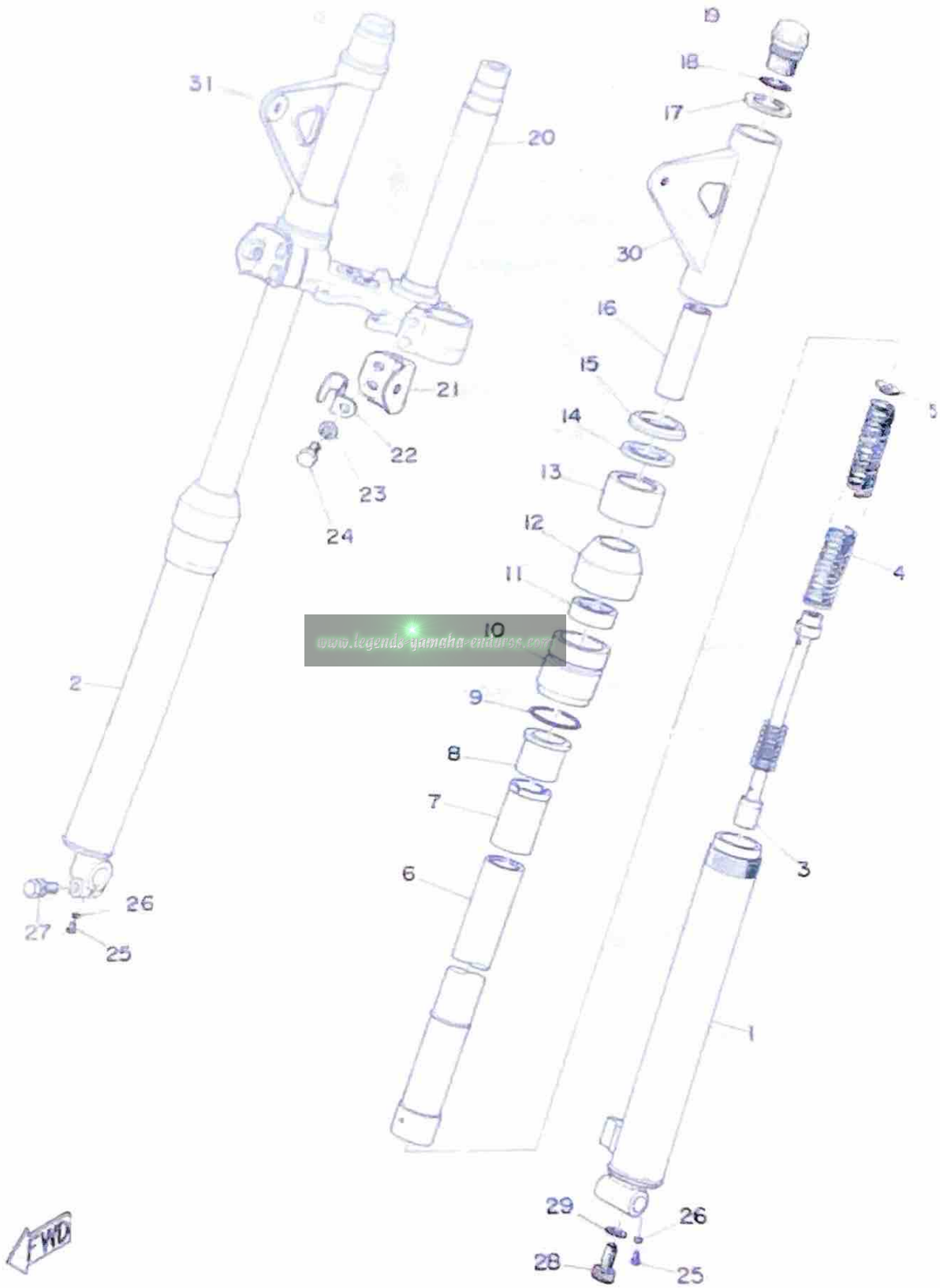
www.legenda-yamaha-enduros.com



FRONT FENDER - REAR FENDER

Ref. No.	Parts No.	Description	Qty	Applicable Machine No.	Remarks
17-1	497-21511-00	FENDER, front	1		Competition Yellow
17-2	91201-06025	BOLT	4		
17-3	92901-06100	WASHER, spring	4		
17-4	90201-06067	WASHER (116-28324-00)	4		
17-5	322-21541-00	DAMPER, fender	8		
17-6	322-21544-00	COLLAR, fender	6		
17-7	482-21521-00	FLAP, front fender	1		
17-8	482-21522-00	BAND, flap	1		
17-9	92501-06018	SCREW, panhead	2		
17-10	92901-06200	WASHER, plain	2		
17-11	92901-06100	WASHER, spring	2		
17-12	98801-06100	NUT	2		
17-13	497-21610-01-26	REAR FENDER COMP.	1		Competition Yellow
17-14	97101-08090	BOLT www.legende-jamaha-enduroe.com	1		
17-15	97101-08085	BOLT	1		
17-16	92901-08100	WASHER, spring	2		
17-17	98801-08100	NUT	2		
17-18	482-21621-00	FLAP, rear fender	1		
17-19	482-21622-01	BAND, flap	1		
17-20	91201-06020	BOLT	2		
17-21	92901-06100	WASHER, spring	2		
17-22	98801-06100	NUT	2		
17-23	91202-06020	BOLT	1		
17-24	90201-06067	WASHER (C116-28324-00)	1		
17-25	214-21717-00	DAMPER, battery box	1		
17-26	90387-07390	COLLAR (214-21633-00)	1		

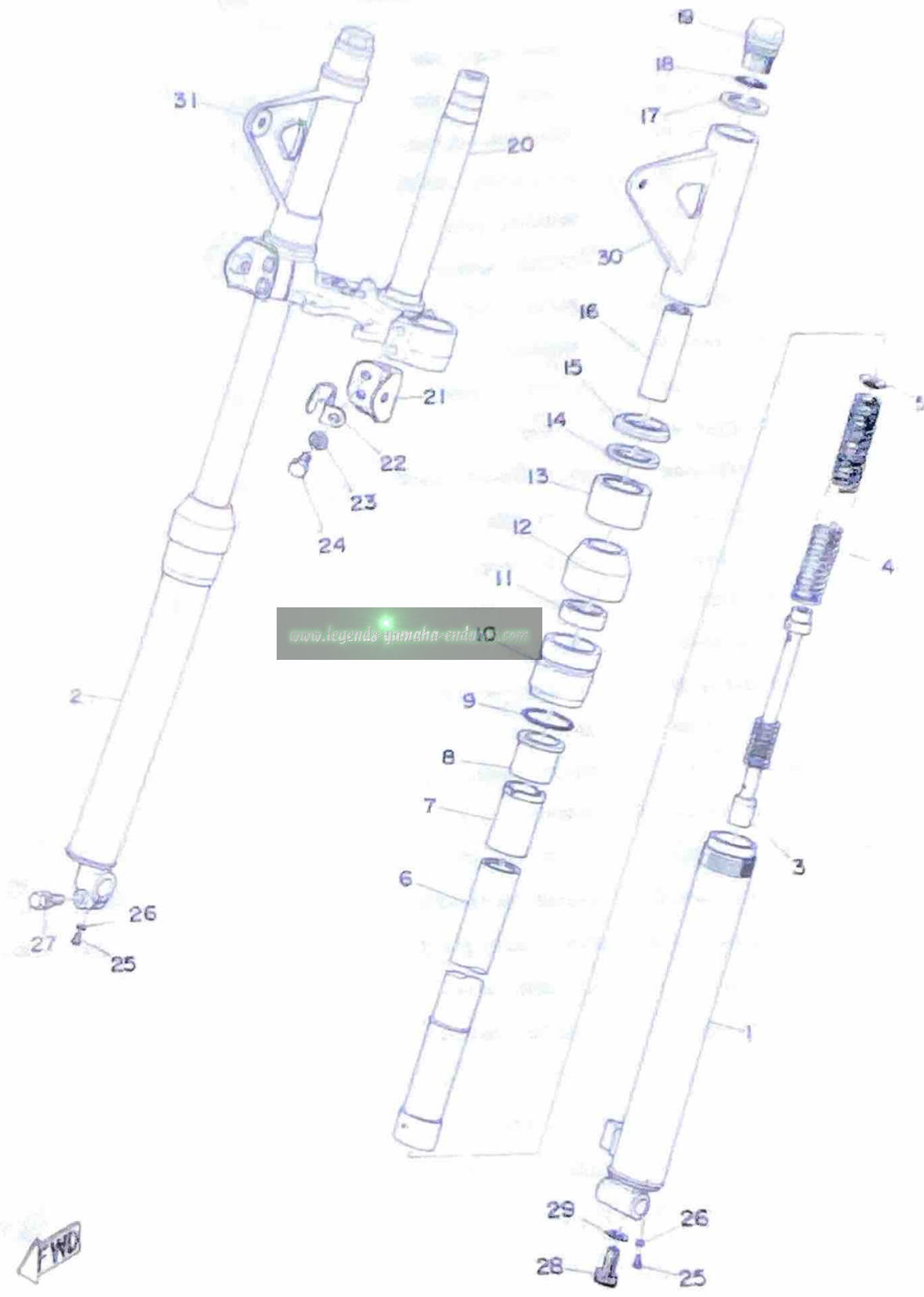
Fig. 1B FRONT FORK



FRONT FORK

Ref. No.	Parts No.	Description	Qty	Applicable Models Etc.	Remarks
18-0-1	437-23103-00	FRONT FORK ASS'Y	1		
18-1	437-23126-00	TUBE, outer left	1		
18-2	437-23126-00	TUBE, outer right	1		
18-3	248-23170-01	CYLINDER COMP.	2		
18-4	437-23143-01	SPRING, fork	2		
18-5	437-23117-01	GUIDE, spring	2		
18-6	437-23124-00	TUBE, inner	2		
18-7	248-23166-00	SPACER	2		
18-8	137-23123-00	METAL, slide	2		
18-9	137-23147-00	O-RING	2		
18-10	193-23159-40	OUTER NUT COMP.	2		
18-11	137-23145-01	OIL SEAL	2		
18-12	248-23144-00	SEAL, dust	2		
18-13	248-23122-01	COVER, outer	2		
18-14	214-23163-00	BACKING	2		
18-15	248-23116-01	GUIDE, cover under	2		
18-16	248-23118-00	SPACER	2		
18-17	248-23115-01	GUIDE, cover upper	2		
18-18	146-23114-00	O-RING	2		
18-19	248-23111-01	BOLT, cap	2		
18-20	443-23340-00-33	UNDER BRACKET COMP.	1		Yamaha Black
18-21	482-23164-50-98	STAY, lamp guard	2		Painting Black
18-22	214-23318-00	HOLDER, wire	1		
18-23	92901-08100	WASHER, spring	4		
18-24	482-23346-50	BOLT	4		
18-25	122-23119-01	PLUG, drain	2		
18-26	122-23129-00	GASKET, drain plug	2		
18-27	122-23128-00	BOLT	2		
18-28	91311-08020	BOLT	2		

Fig. 18 FRONT FORK



www.legends-yamaha-enda.com

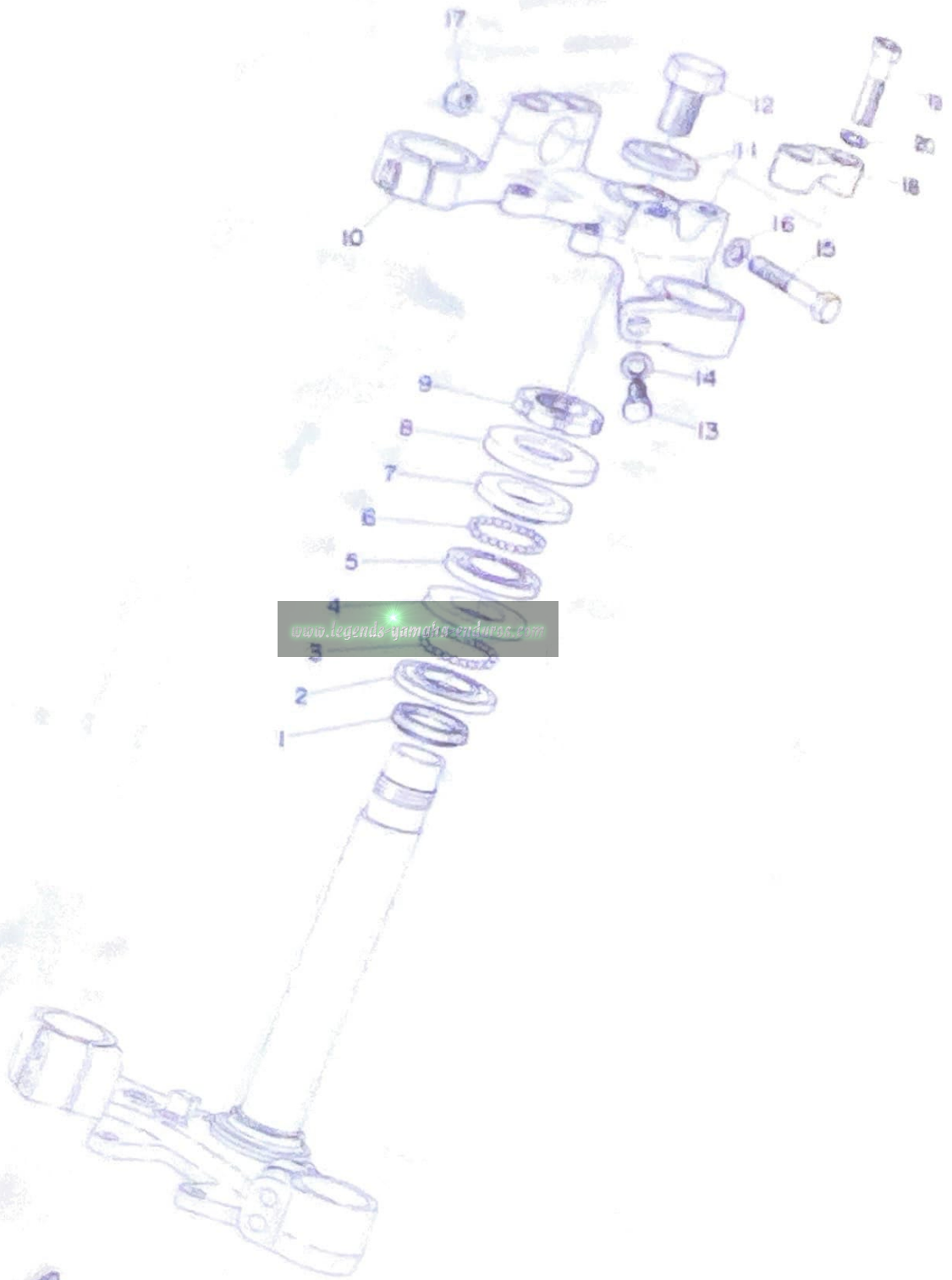


FRONT FORK

Ref. No.	Parts No.	Description	Qty	Applicable Machine No.	Remarks
19-79	314-23158-00	PACKING	2		
19-80	637-23121-00-24	COVER, upper left	1		Competition Yellow
19-31	437-23191-00-24	COVER, upper right	1		Competition Yellow

www.legends-yamaha-enduros.com

Fig. 19 STEERING

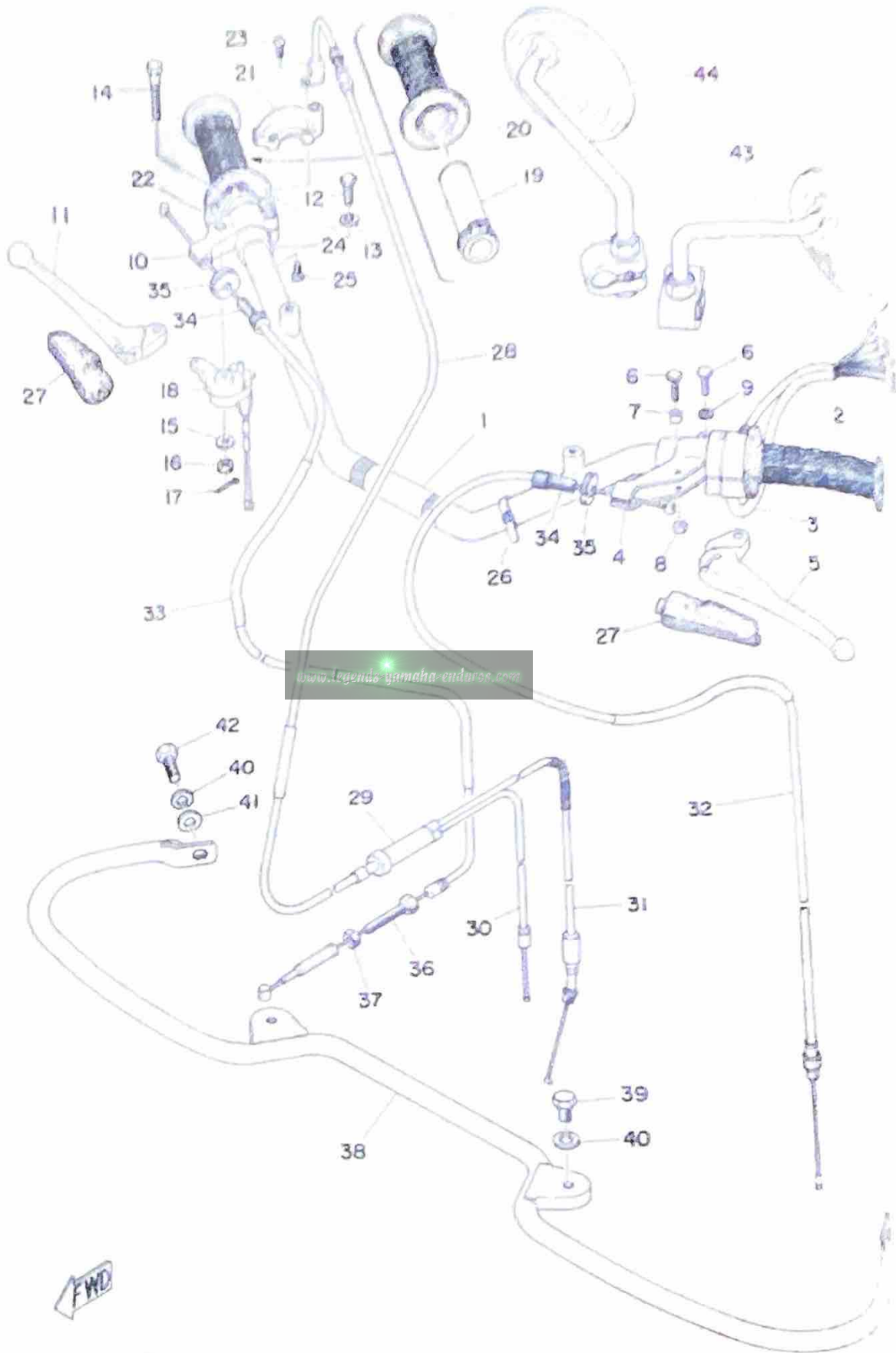


STEERING

Ref. No.	Parts No.	Description	Qty	Approved Manufacturer No.	Remarks
19-1	124-23412-00	SEAL, gear	1		
19-2	156-23401-00	RACE, ball 1	1		
19-3	95501-04011	BALL (3/8 inch)	19		
19-4	156-23402-00	RACE, ball 2	1		
19-5	122-23411-00	RACE, ball 2	1		
19-6	95502-04020	BALL (3/16 inch)	22		
19-7	122-23411-00	RACE, ball 1	1		
19-8	152-23412-00	COVER, ball race	1		
19-9	90179-23000	NUT (137-23454-00)	1		
19-10	449-23433-00-35	CROWN, handle	1		Yamaha stock
19-11	90279-14011	WASHER (214-23440-00)	2		
19-12	90393-14013	BOLT (214-23451-10)	1		
19-13	91104-00050	BOLT	2		
19-14	92701-08100	WASHER, spring	2		
19-15	97102-08065	BOLT	1		
19-16	92701-08100	WASHER, spring	1		
19-17	98803-08700	NUT, crown	1		
19-18	115-23440-00-32	HOLDER, handle upper	2		Yamaha stock
19-19	97104-08055	BOLT	4		
19-20	92701-08100	WASHER, spring	4		

www.legends-yamaha-enduros.com

Fig. 20 HANDLE WIRE



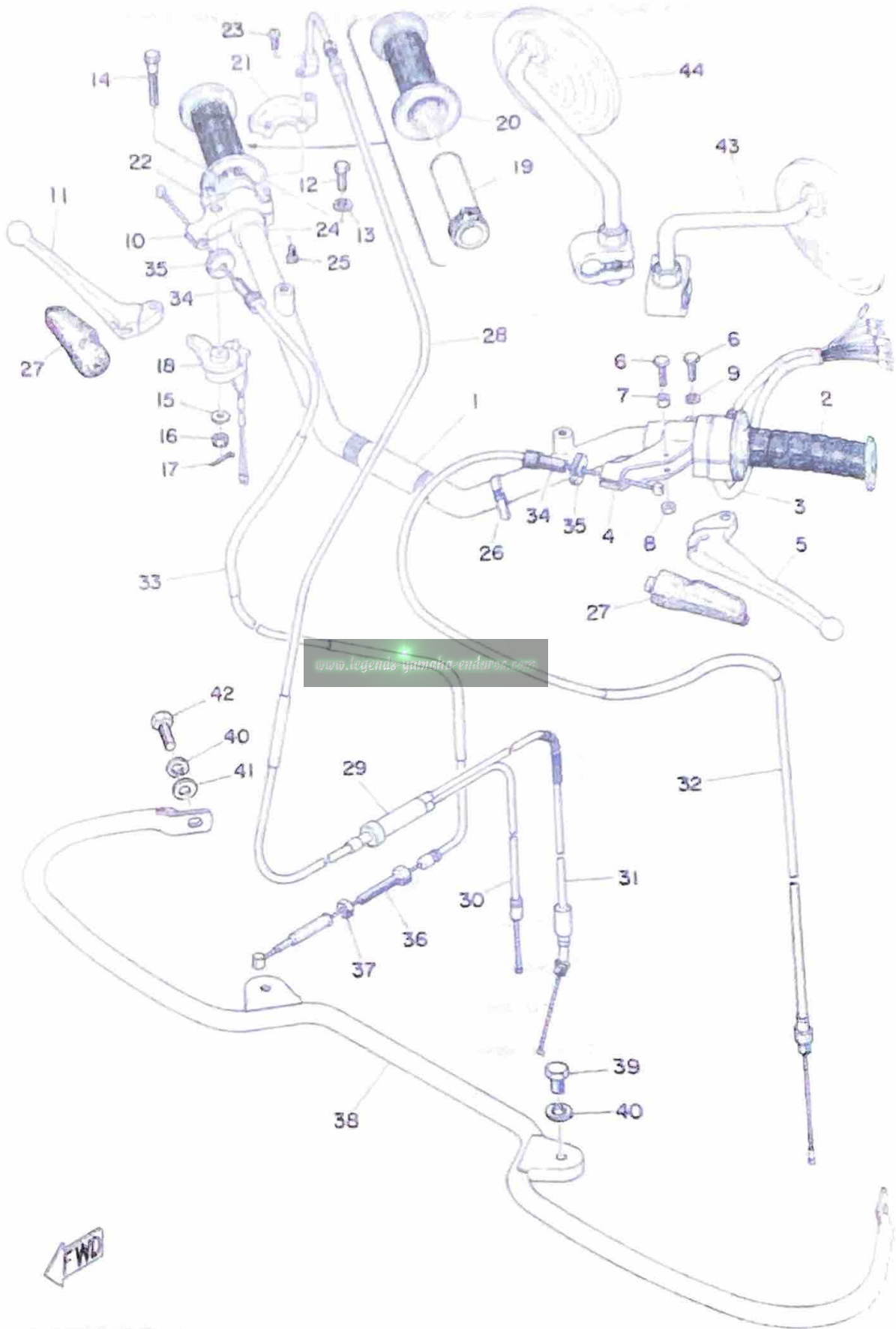
www.legenda-yamaha-enduros.com



HANDLE · WIRE

Ref. No.	Parts No.	Description	Qty	Applicable Machine No.	Remarks
20- 1	382-26111-00	HANDLE	1		
20- 2	382-26241-00	GRIP, left	1		
20- 3	482-83973-01	SWITCH, handle 3	1		
20- 0-1	214-82910-02	LEVER HOLDER ASS'Y, left	1		
20- 4	214-82911-01	. HOLDER, lever left	1		
20- 5	214-83912-00	. LEVER, left	1		
20- 6	91203-06020	. BOLT	2		
20- 7	214-83913-00	. COLLAR, lever	1		
20- 8	98801-06300	. NUT	1		
20- 9	92901-06100	. WASHER, spring	1		
20- 0-2	233-82920-32	LEVER HOLDER ASS'Y, right	1		
20-10	233-82921-31	. HOLDER, lever right	1		
20-11	233-83922-30	. LEVER, right	1		
20-12	91203-06020	. BOLT	1		
20-13	92901-06100	. WASHER, spring	1		
20-14	90109-05197	. BOLT (233-83915-01)	1		
20-15	92901-05200	. WASHER, plain	1		
20-16	95301-05900	. NUT, slotted	1		
20-17	91401-12015	. PIN, cotter	1		
20-18	232-83980-30	FRONT STOP SWITCH ASS'Y	1		
20-19	214-26243-00	TUBE, guide	1		
20-20	382-26242-00	GRIP, right	1		
20-21	214-26281-01	CAP, grip upper	1		
20-22	214-26282-01	CAP, grip under	1		
20-23	98503-05020	SCREW, panhead	2		
20-24	351-26259-00-98	COLLOR	2		Frosting Black
20-25	98501-05008	SCREW, panhead	2		
20-26	437-83936-00	BAND, switch cord	4		
20-27	382-26372-01	COVER, lever	2		

Fig. 20 HANDLE WIRE



www.legenda-yamaha-enduros.com



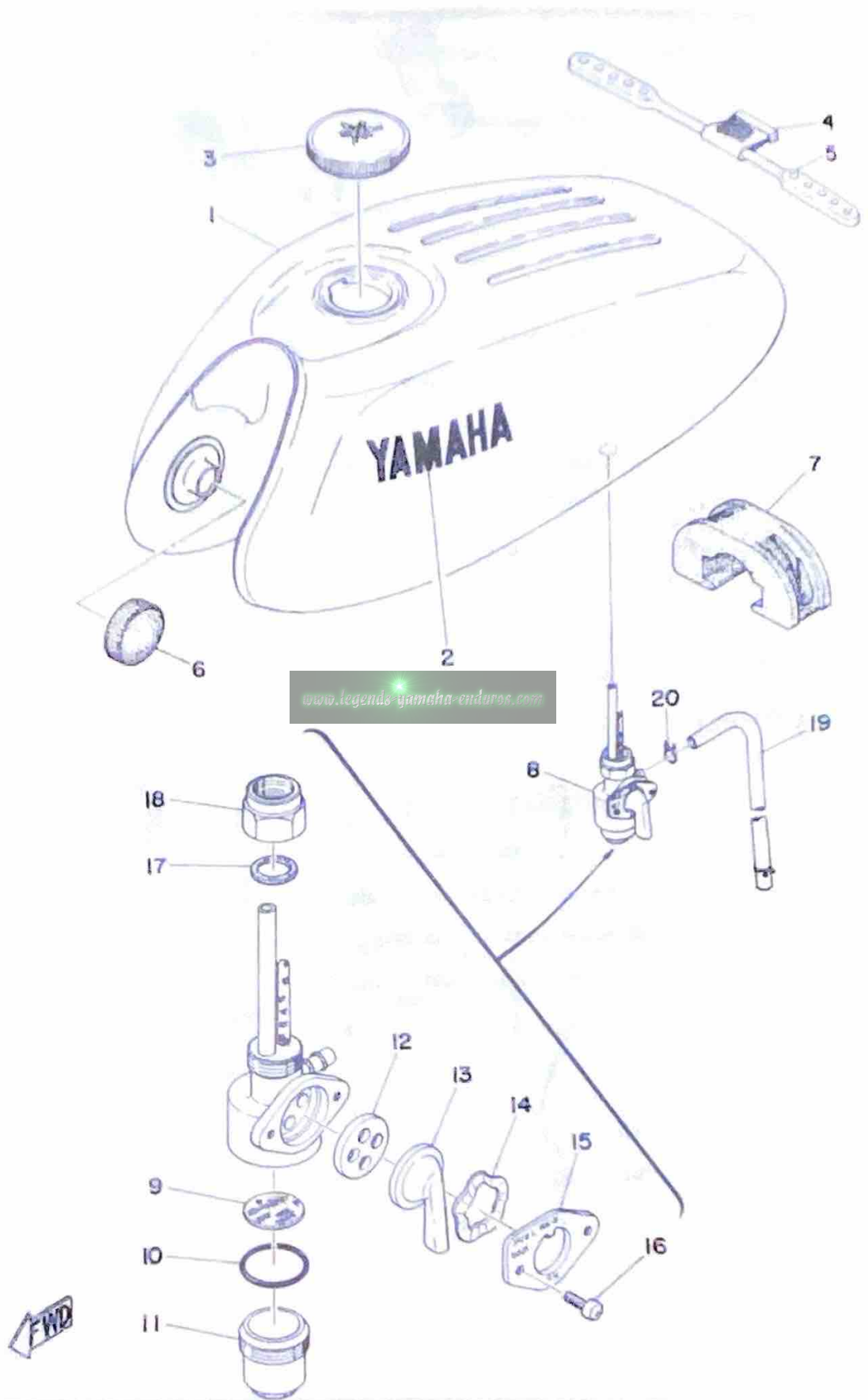
HANDLE · WIRE

Ref. No.	Parts No.	Description	Qty	Applicable Motorcycle No.	Remarks
20-28	497-26311-00	WIRE, throttle 1	1		
20-29	214-26261-00	CYLINDER	1		
20-30	497-26312-00	WIRE, throttle 2	1		
20-31	437-26321-00	WIRE, pump	1		
20-32	497-26335-00	WIRE, clutch	1		
20-33	482-26341-00	WIRE, brake	4		
20-34	90123-08046	BOLT, wire adjusting	2		
20-35	90179-08148	NUT (168-26344-00)	2		
20-36	90123-06010	BOLT (326-26345-00)	1		
20-37	90179-06143	NUT (109-26344-00)	1		
20-38	382-26123-00-93	GUARD, lever	1		
20-39	97105-08075	BOLT	2		
20-40	92961-08100	WASHER, spring	4		
20-41	92901-08200	WASHER, plain	2		
20-42	97103-08030	BOLT	2		

OPTIONAL PARTS

20-43	382-26290-30	BACK MIRROR ASS'Y, left	1		Flat Mirror
	407-26290-50	BACK MIRROR ASS'Y, left	1		Convex Mirror
20-44	382-26290-30	BACK MIRROR ASS'Y, right	1		Flat Mirror
	407-26290-60	BACK MIRROR ASS'Y, right	1		Convex Mirror

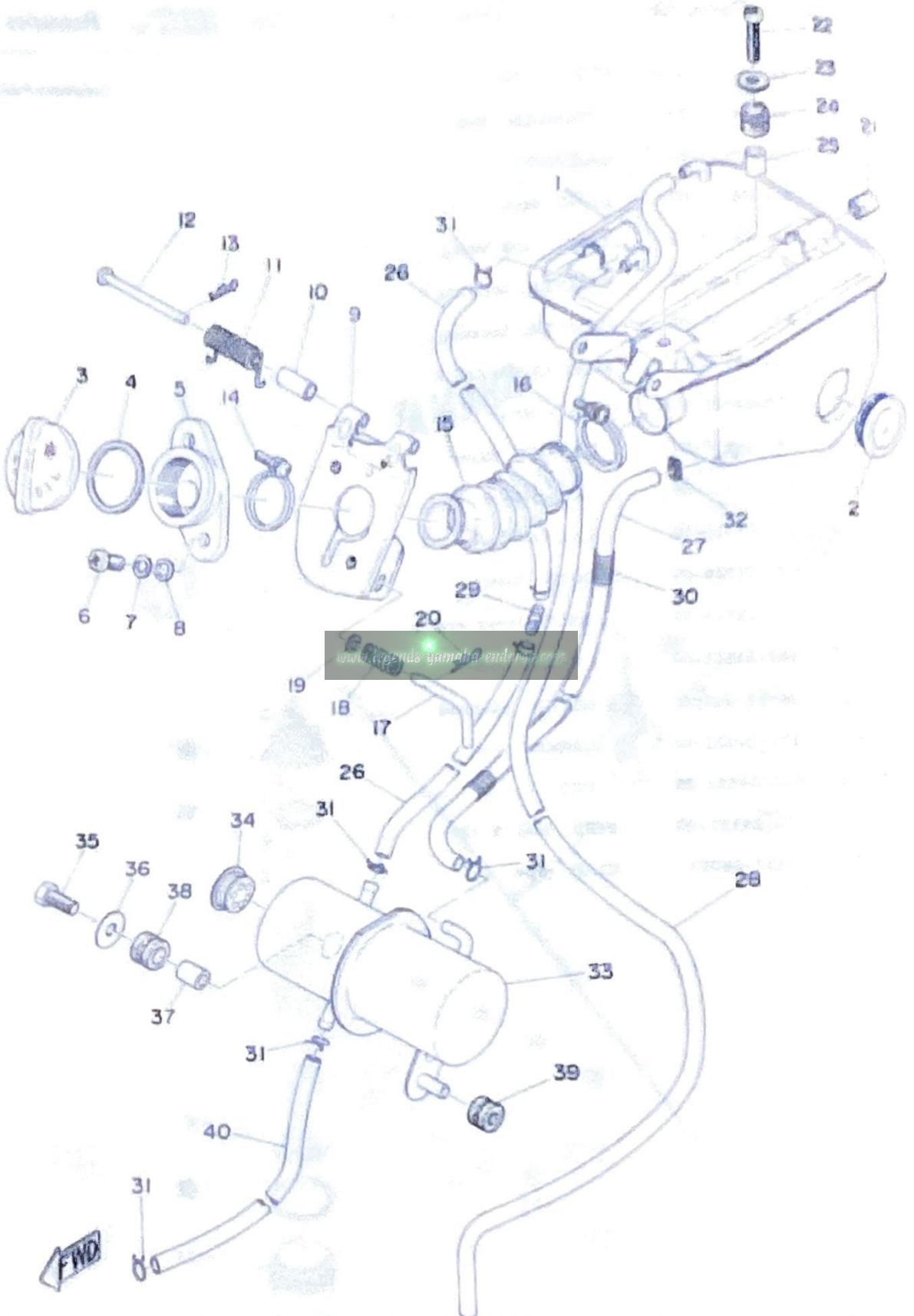
Fig. 21 FUEL TANK



FUEL TANK

Ref. No.	Parts No.	Description	Qty	Applicable Machine No.	Remarks
21- 1	682-24110-00-N6	FUEL TANK COMP,	1		Compression Yellow
21- 2	362-24161-00	. EMBLEM, fuel tank	2		
21- 3	122-24610-01	CAP ASS'Y	1		
21- 4	E14-24173-00	BAND, tank fitting	1		
21- 5	248-24173-00	BAND, tank fitting	1		
21- 6	156-24181-00	DAMPER, locating l	2		
21- 7	497-24183-00	DAMPER, locating	1		
21- 8	304-24500-01	FUEL COCK ASS'Y.	1		
21- 9	132-24515-00	. NET, filter	1		
21-10	132-24522-00	. GASKET, filter	1		
21-11	132-24521-00	. CUP, filter	1		
21-12	137-24523-00	. VALVE	1		
21-13	447-24524-00	. COCK, lever	1		
21-14	132-24518-00	. COCK, lever, for	1		
21-15	447-24525-00	. LEVER, holder	1		
21-16	98501-03005	. SCREW, panhead	2		
21-17	434-24532-00	. GASKET, nut	1		
21-18	132-24531-00	. NUT	1		
21-19	174-24331-00	PIPE, fuel (5-120)	1		
21-20	90467-08003	CLIP, pipe	2		

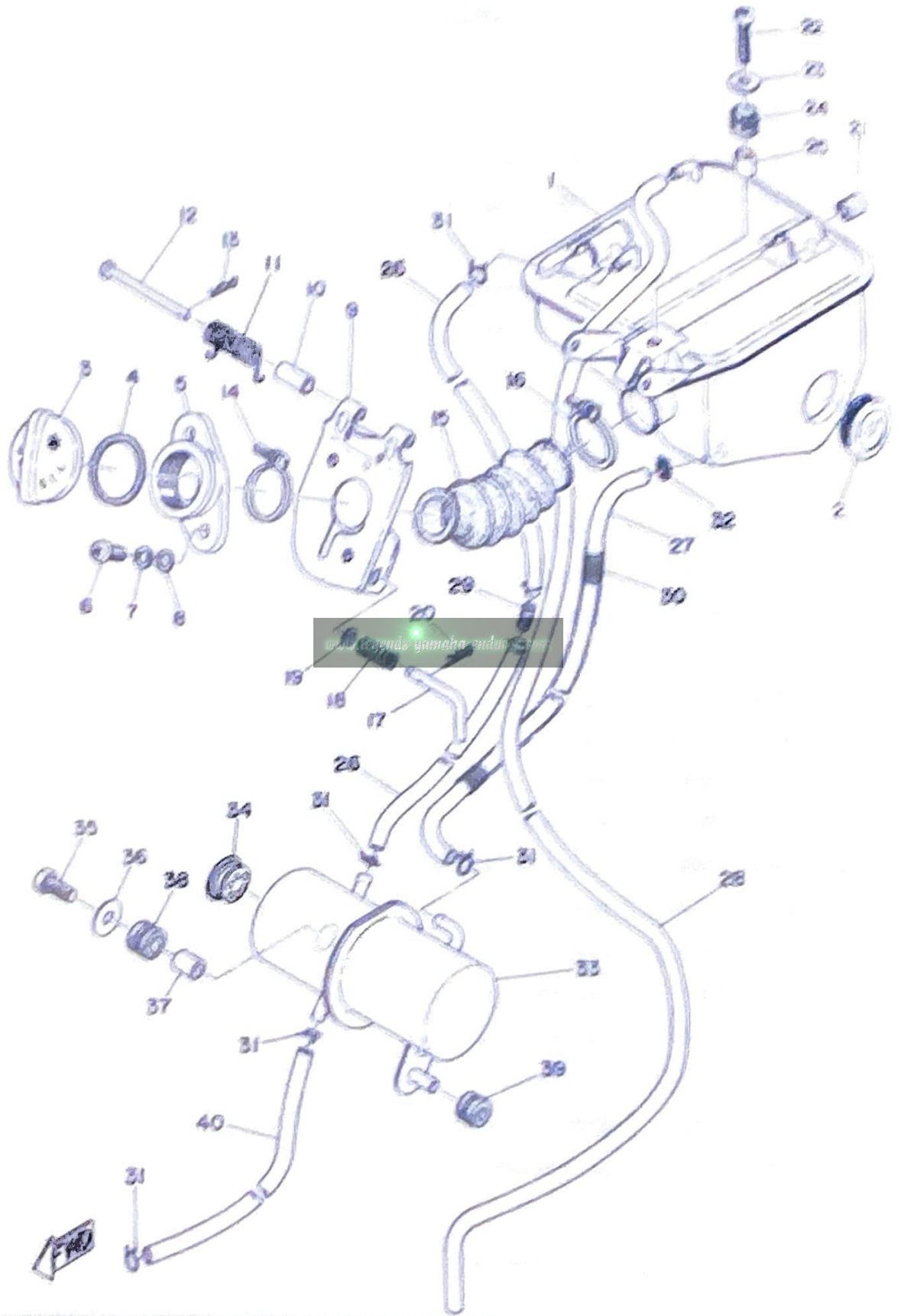
Fig. 22 OIL TANK



OIL TANK

Ref. No.	Parts No.	Description	Qty	Applicable Machine No.	Remarks
22-1	497-21785-02-33	OIL TANK ASS'Y	1		Yamaha Black
22-2	214-21761-00	GAUGE, level	1		
22-3	214-21771-00	CAP, oil tank	1		
22-4	214-21772-00	GASKET, cap (29-37-2)	1		
22-5	378-21752-00	TUBE, filler	1		
22-6	92501-06015	SCREW, panhead	2		
22-7	92901-06100	WASHER, spring	2		
22-8	92901-06200	WASHER, plain	2		
22-9	497-21797-01	HINGE, filler tube	1		
22-10	99387-07333	COLLAR (308-84657-00)	1		
22-11	90508-12258	SPRING, torsion	1		
22-12	91502-05055	PIN, clevis	1		
22-13	90468-10950	CLIP (156-83525-00)	1		
22-14	278-21755-00	CLAMP, filler tube	1		
22-15	497-21753-00	TUBE, oil connector	1		
22-16	90460-25007	CLAMP (360-21753-00)	1		
22-17	497-21795-00	PIN, lock	1		
22-18	90501-10338	SPRING	1		
22-19	92901-05200	WASHER, plain	1		
22-20	90468-10950	CLIP (156-83525-00)	1		
22-21	497-21778-00	DAMPER, oil tank	2		
22-22	92501-06025	SCREW, panhead	1		
22-23	90201-06067	WASHER (116-28324-00)	1		
22-24	214-21717-00	DAMPER, battery box	1		
22-25	90387-07390	COLLAR (214-21635-00)	1		
22-26	90445-09106	HOSE (174-21766-00 5-330)	2		
22-27	90445-09271	HOSE (5-630)	1		
22-28	90445-09269	HOSE (5-710)	1		
22-29	497-21743-00	PIPE, connector	1		

Fig. 22 OIL TANK



OIL TANK

Ref. No.	Parts No.	Description	Qty	Applicable Models	Remarks
12-21	90306-00016	SPRING	1		
12-22	90401-00001	SLIP (103-00350-00)	7		
12-23	90400-00014	SLIP	1		
12-24	103-21701-02-10	SUB OIL TANK ASS'Y	1		Yamaha Shop
12-25	140-21761-00	GASCOE, level	1		
12-26	97101-06026	BOLT	1		
12-27	90301-06067	WASHER (116-30324-00)	1		
12-28	90207-07390	EXLLAR (214-21631-00)	1		
12-29	214-21717-00	DAMPER, battery box	1		
12-30	214-21746-00	DAMPER, tool box	1		
12-31	90445-09260	HOSE (5-100)	1		

www.legenda-yamaha-enduros.com

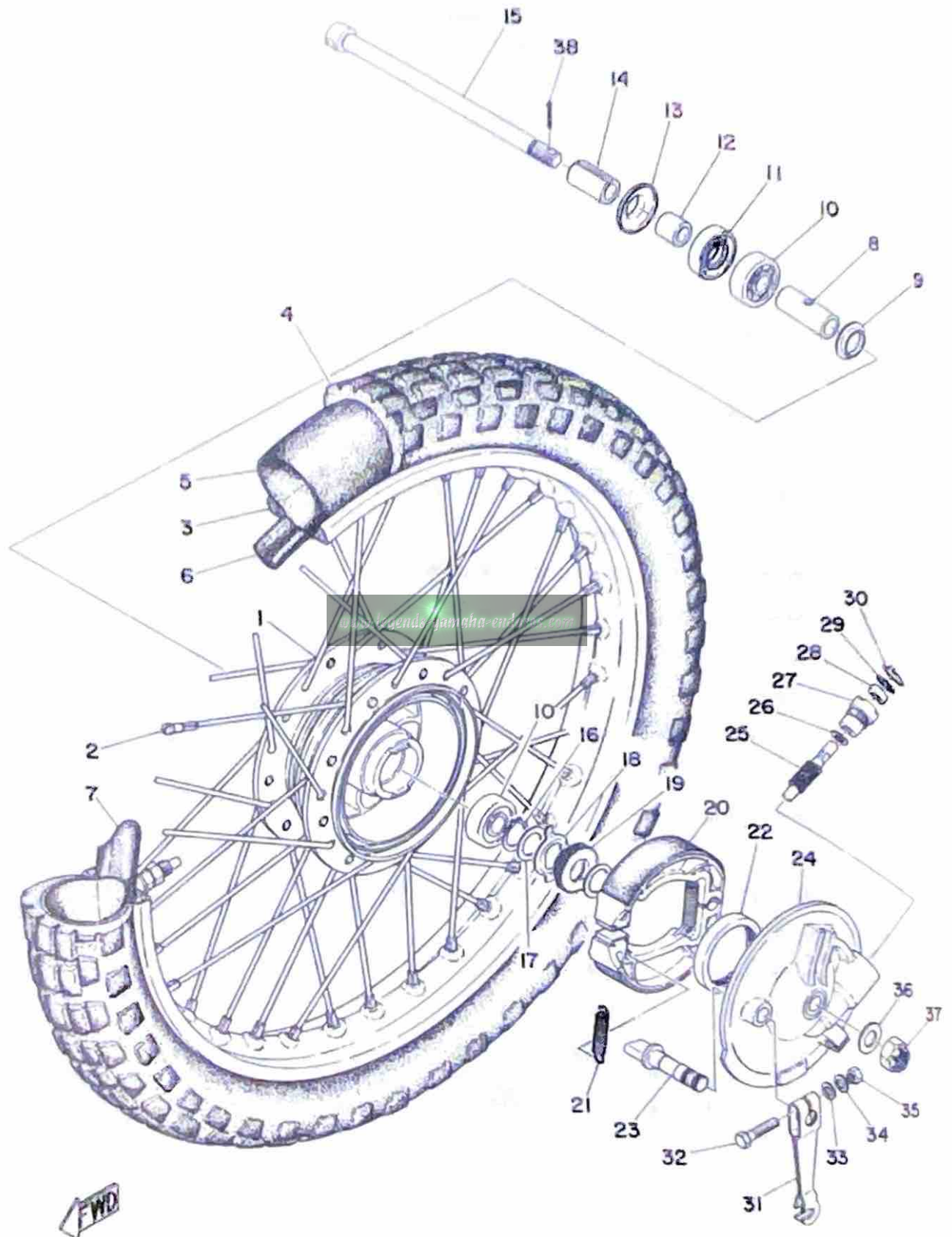
Fig. 23 SEAT



SEAT

Ref. No.	Parts No.	Description	Qty	Assembly Machine No.	Remarks
23-1	497-24710-00	SINGLE SEAT ASS'Y	1		
23-1a	497-24711-00	COVER, single seat	1		
23-2	376-24729-00-33	HINGE, bracket rear	1		Yamaha Black
23-3	91501-05055	PIN, clevis	2		
23-4	90468-10010	CLIP (150-85520-00)	2		
23-5	376-24719-00	BRACKET, seat stopper	1		
23-6	376-24768-00	STOPPER, seat	1		
23-7	214-24720-00-33	BRACKET, seat	1		Yamaha Black
23-8	91201-06012	BOLT	2		
23-9	92901-06100	WASHER, spring	2		
23-10	214-24718-00	BRACKET, seat under	1		
23-11	214-24776-00-33	LEVER, seat	1		Yamaha Black
23-12	92508-10012	SPRING (214-24758-00)	1		
23-13	90249-04068	PIN (214-24727-00)	1		
23-14	91201-06010	BOLT	1		
23-15	174-24741-00	PAD, seat	2		
23-16	497-24810-00-93	CARRIER ASS'Y	1		
23-17	92501-10200	NUT	2		
23-18	92901-10000	WASHER, spring	2		
23-19	497-21170-00-33	TOOL BOX COMP.	1		Yamaha Black
23-20	214-21777-00	DAMPER, oil tank 2	2		
23-21	92501-06012	SCREW, panhead	1		
23-22	92901-06100	WASHER, spring	1		
23-23	304-28100-10	TOOL ASS'Y	1		

Fig. 24 FRONT WHEEL

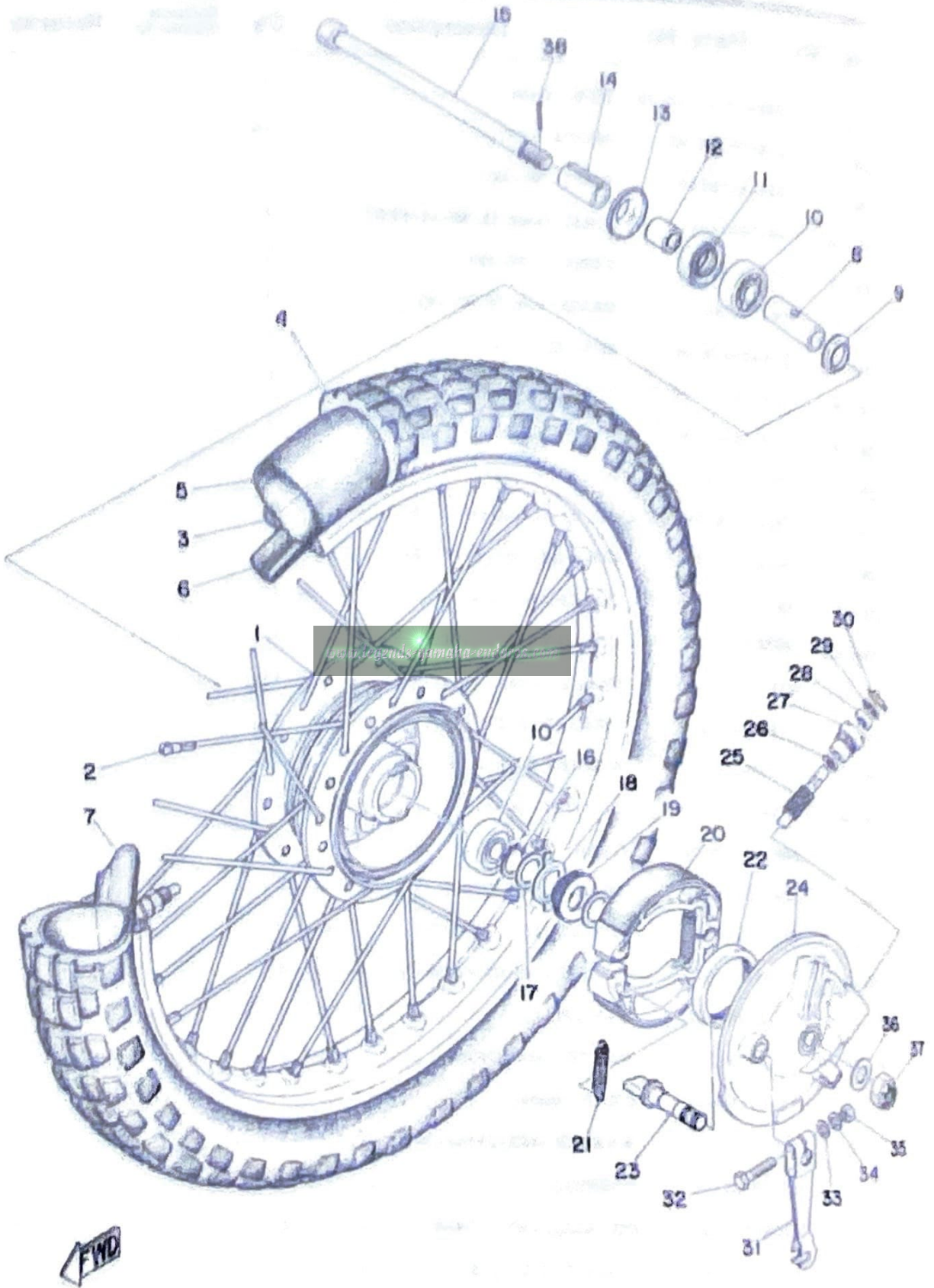


FWD

FRONT WHEEL

Ref. No.	Parts No.	Description	Qty	Applicable Machine No.	Remarks
24- 1	248-25111-00-10	HUB, front	1		
24- 2	276-25104-00	SPOKE SET	1a		
24- 3	94414-18140	RIM (1.40-18)	1		
24- 4	94130-18041	TIRE, front (3.00-18-4PR)	1		
24- 5	94210-10012	TUBE (3.00-18)	1		
24- 6	94330-18010	BAND, rim (3.00-18)	1		
24- 7	214-25194-00	SPACER, bead	1		
24- 8	163-25117-00	SPACER, bearing	1		
24- 9	109-25315-00	FLANGE, spacer	1		
24-10	93306-30101	BEARING (B63012)	2		
24-11	93102-18008	OIL SEAL (SD-18-37-8)	1		
24-12	90387-12095	COLLAR (163-25183-00)	1		
24-13	163-25118-00	COVER, hub dust	1		
24-14	90387-12099	COLLAR (251-25106-00)	1		
24-15	427-25181-00	SHAFT, wheel	1		
24-16	93410-20009	CIRCLIP (S-20)	1		
24-17	90201-20269	WASHER (163-25147-00)	2		
24-18	163-25149-00	CLUTCH, meter	1		
24-19	248-25135-00	GEAR, drive	1		
24-20	326-25330-10	BRAKE SHOE COMP.	2		
24-21	90506-16034	SPRING (102-25333-00)	2		
24-22	93105-47007	OIL SEAL (SDD-47-58-7)	1		
24-23	122-25351-01	CAM SHAFT	1		
24-24	248-25121-00	PLATE, brake shoe	1		
24-25	214-25138-00	GEAR, meter	1		
24-26	90201-07076	WASHER (163-25146-00)	1		
24-27	109-25136-00	BUSHING	1		
24-28	93104-07003	OIL SEAL (SO-7-14-4)	1		
24-29	93210-14104	O-RING (2.4-13.8)	1		

Fig. 24 FRONT WHEEL

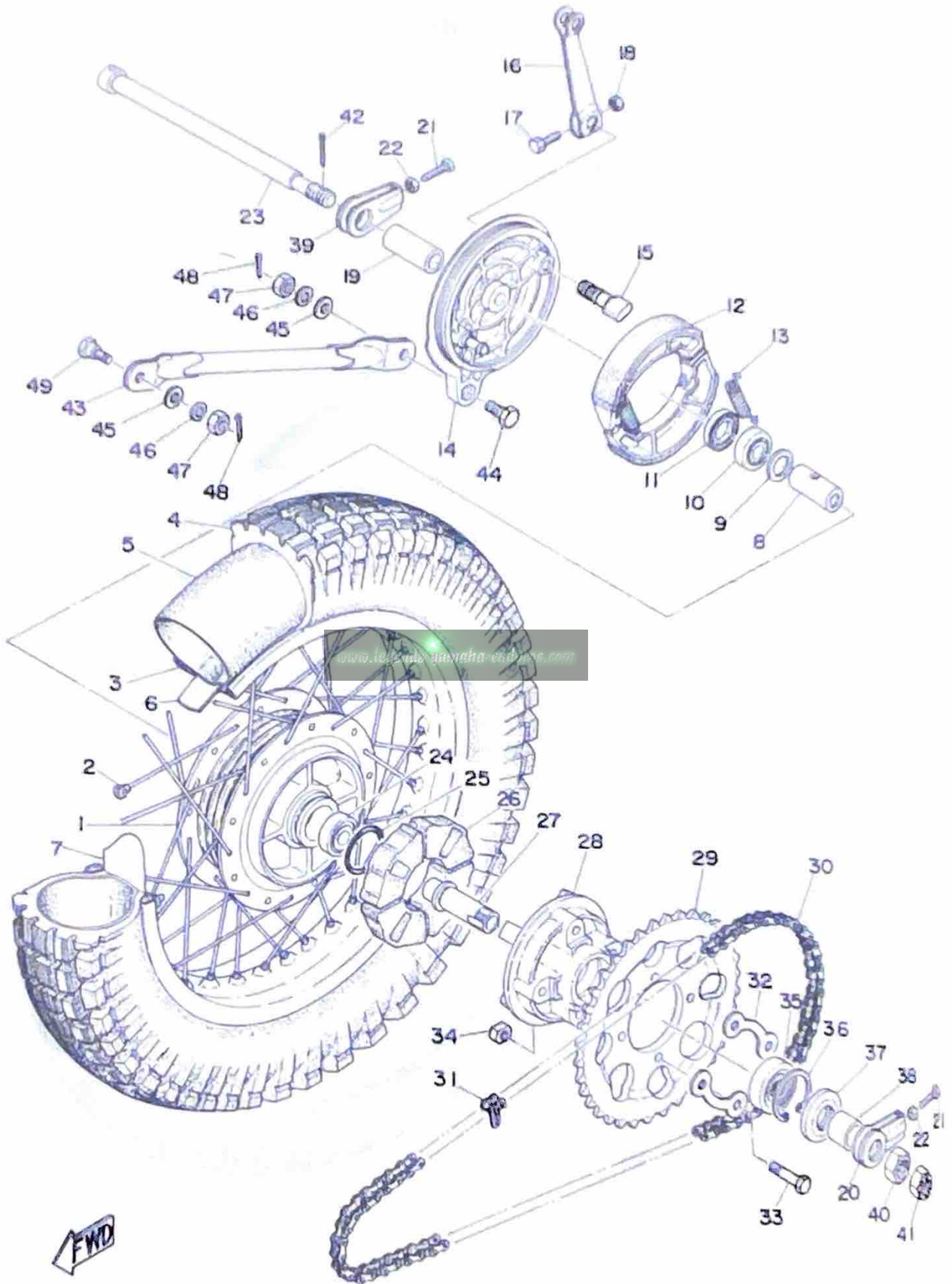


FRONT WHEEL

Ref. No.	Parts No.	Description	Qty	Application Machine No.	Remarks
24-32	102-25137-00	RING, stop	1		
24-31	117-25135-00	LEVER, cam shaft	1		
24-30	91201-06030	BOLT	1		
24-15	92901-04200	WASHER, plain	1		
24-14	92901-04100	WASHER, spring	1		
24-35	98901-06100	NUT	1		
24-32	92901-12200	WASHER, plain	1		
24-37	90171-12005	NUT (367-25382-00)	1		
24-38	91601-30022	PIN, cotter	1		

www.legends-yamaha-enduros.com

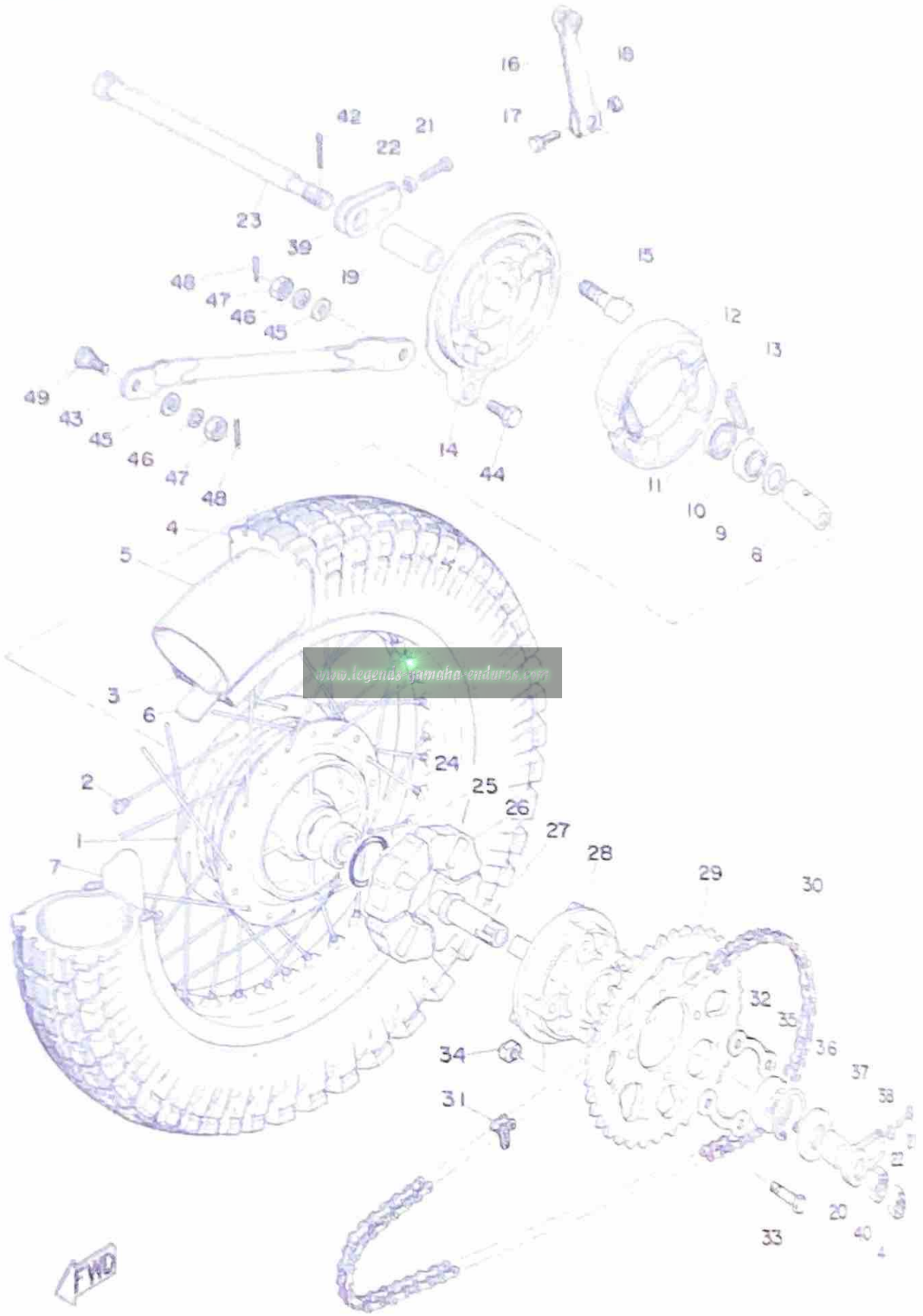
Fig. 25 REAR WHEEL



REAR WHEEL

Ref. No.	Parts No.	Description	Qty	Applicable Machine No.	Remarks
25- 1	183-25311-00	HUB, rear	1		
25- 2	382-25304-00	SPOKE SET	16		
25- 3	94418-18003	RIM (1.85B-18)	1		
25- 4	94135-18094	TIRE (3.50-18-4PR)	1		
25- 5	94235-18022	TUBE (3.50-18)	1		
25- 6	94335-18008	BAND, rim (3.50-18)	1		
25- 7	214-25394-00	SPACER, head	2		
25- 8	90560-15136	SPACER (136-25317-00)	1		
25- 9	183-25315-00	FLANGE, spacer	1		
25-10	93306-20201	BEARING (B6202)	1		
25-11	93104-22018	OIL SEAL (SO-22-35-5)	1		
25-12	183-25330-01	BRAKE SHOE COMP.	2		
25-13	90506-16036	SPRING (183-25333-00)	2		
25-14	248-25321-00	PLATE, brake shoe	1		
25-15	248-25351-00	CAMSHAFT	1		
25-16	304-25355-00	LEVER, camshaft	1		
25-17	91201-06030	BOLT	1		
25-18	98801-06100	NUT	1		
25-19	90387-15425	COLLAR (183-25383-00)	1		
25-20	248-25388-00	PULLER, chain	1		
25-21	90153-08011	BOLT, chain puller	2		
25-22	98803-08300	NUT	2		
25-23	382-25381-00	SHAFT, wheel	1		
25-24	93306-20204	BEARING (B6202Z)	1		
25-25	93210-42101	O-RING (2.5-4.17)	1		
25-26	304-25364-00	DAMPER, clutch	4		
25-27	183-25367-00	SHAFT, sprocket	1		
25-28	183-25366-01	CLUTCH, hub	1		
25-29	382-25447-10-33	GEAR, sprocket wheel (47T)	1		Yamaha Stock

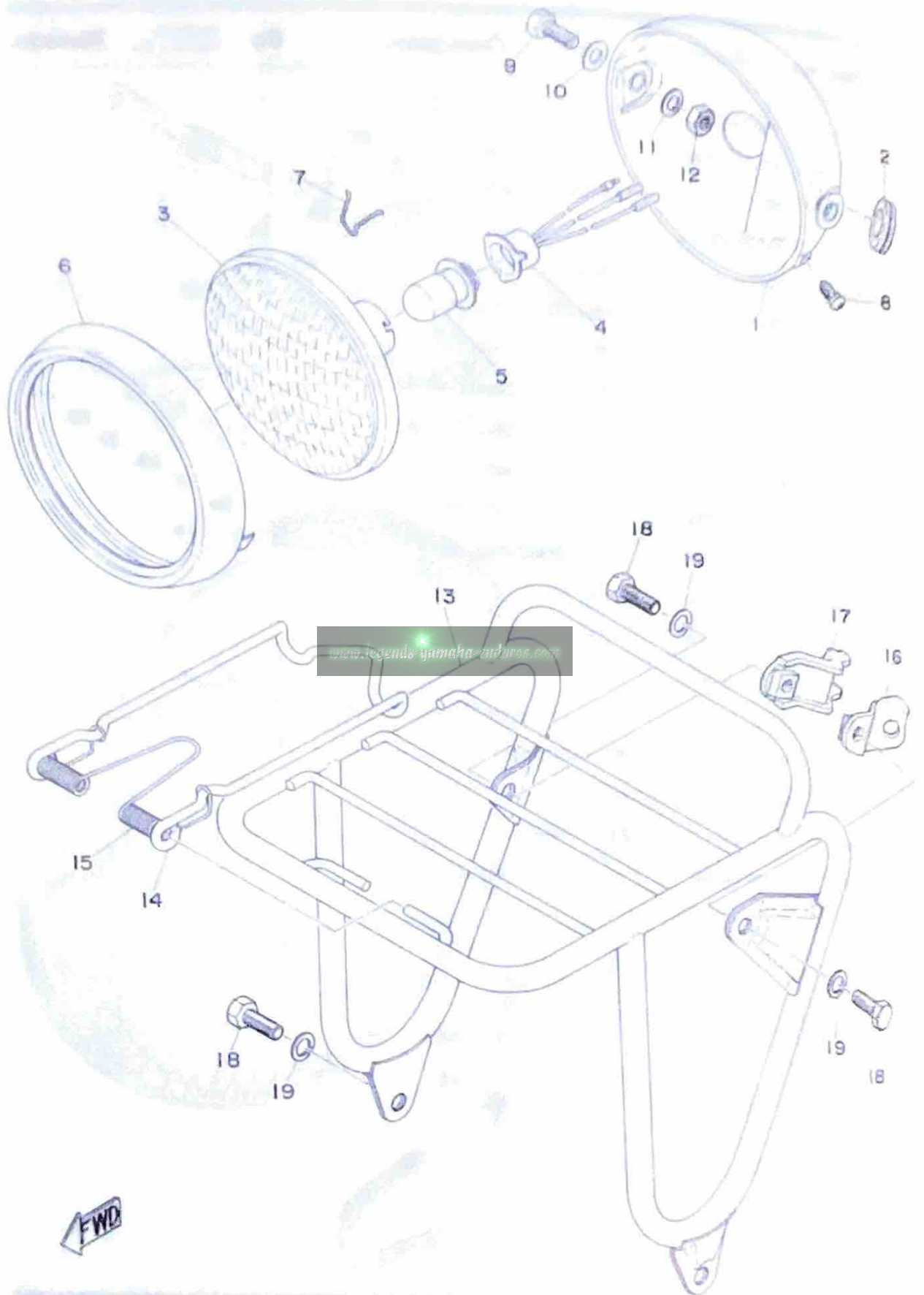
Fig. 25 REAR WHEEL



REAR WHEEL

Ref. No.	Parts No.	Description	Qty	Applicable Models No.	Remarks
25-30	94534-2811Z	CHAIN (DE-629-112L)	1		
25-31	94636-20001	JOINT, chain	1		
25-32	482-29412-00	WASHER, lock	2		
25-33	90109-0836J	BOLT, fitting	4		
25-34	90179-08168	NUT	4		
25-35	91306-00606	BEARING (B6004Z)	1		
25-36	93420-42007	CIRCLIP (R-42)	1		
25-37	93106-26005	OIL SEAL (DD-26-42-8)	1		
25-38	90387-20165	COLLAR (103-25386-00)	1		
25-39	214-25388-00	PULLER, chain	1		
25-40	90178-20092	NUT (137-25385-00)	1		
25-41	90171-14006	NUT (214-25182-01)	1		
25-42	91401-30030	PIN, cotter	1		
25-43	382-25371-00	BAR, tension	1		
25-44	90109-08063	BOLT (109-25373-00)	1		
25-45	92901-08200	WASHER, plain	1		
25-46	92901-08100	WASHER, spring	2		
25-47	98801-08300	NUT	2		
25-48	91401-25012	PIN, cotter	2		
25-49	90109-08060	BOLT (183-25378-00)	1		

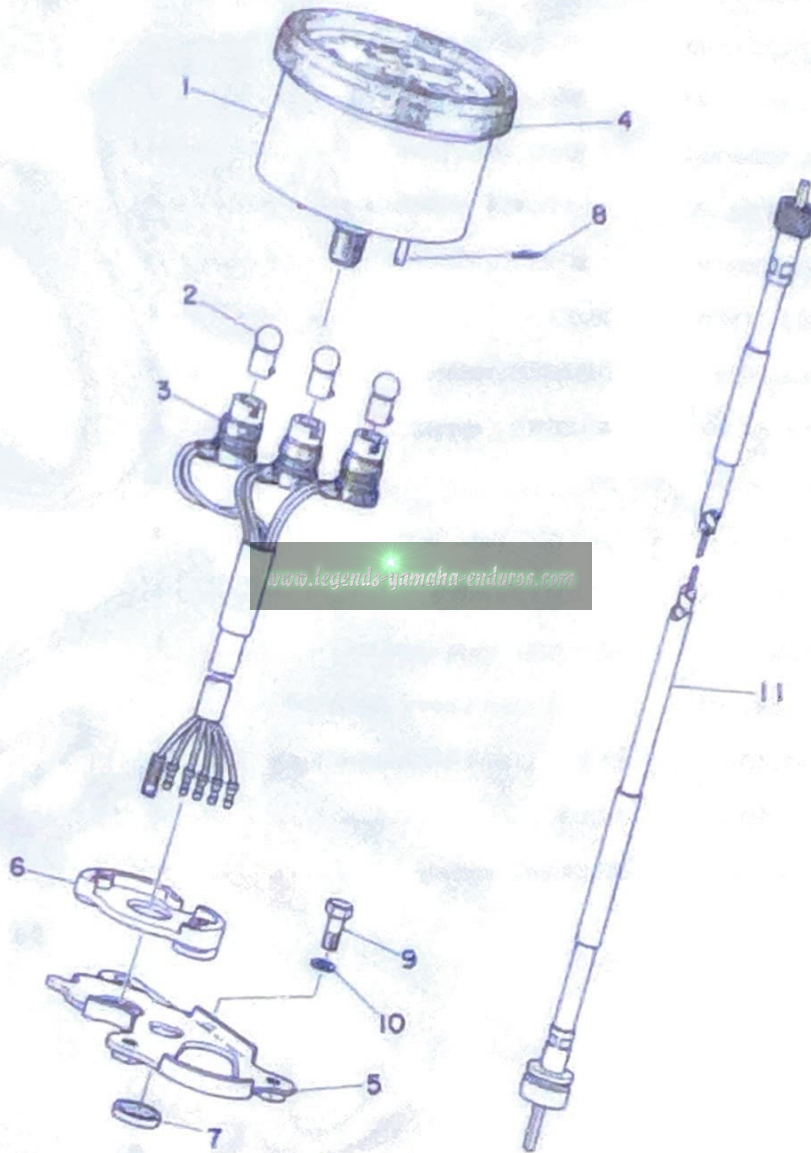
Fig. 26 HEAD LAMP



HEAD LAMP

Ref. No.	Parts No.	Description	Qty	Applicable Models, etc.	Remarks
26-1	661-84338-00-26	BODY ASSY	1		Complete follow
26-2	190-84153-00	GROMMET	2		
26-0-1	682-84110-00	HEAD LAMP UNIT ASSY	1		
26-3	195-84328-00	LENS ASSY	1		
26-4	682-84112-00	SOCKET, cord	1		
26-5	206-84114-60	BULB (6Y-25/25W)	1		
26-6	195-84315-01	RIM, head lamp	1		
26-7	195-84324-00	SPRING, reflector set	8		
26-8	195-84125-00	SCREW, rim fitting	1		
26-9	97201-08020	BOLT	2		
26-10	92903-08200	WASHER, plain	2		
26-11	92901-08100	WASHER, spring	2		
26-12	96801-08100	NUT	2		
26-13	662-84169-00-93	GUARD, head lamp	1		
26-14	296-24862-00	CLAMP, carrier	1		
26-15	296-24861-00	SPRING, front carrier	1		
26-16	682-84167-01	STAY, guard head lamp left	1		
26-17	682-84168-01	STAY, guard head lamp right	1		
26-18	97201-08018	BOLT	4		
26-19	92901-08100	WASHER, spring	4		

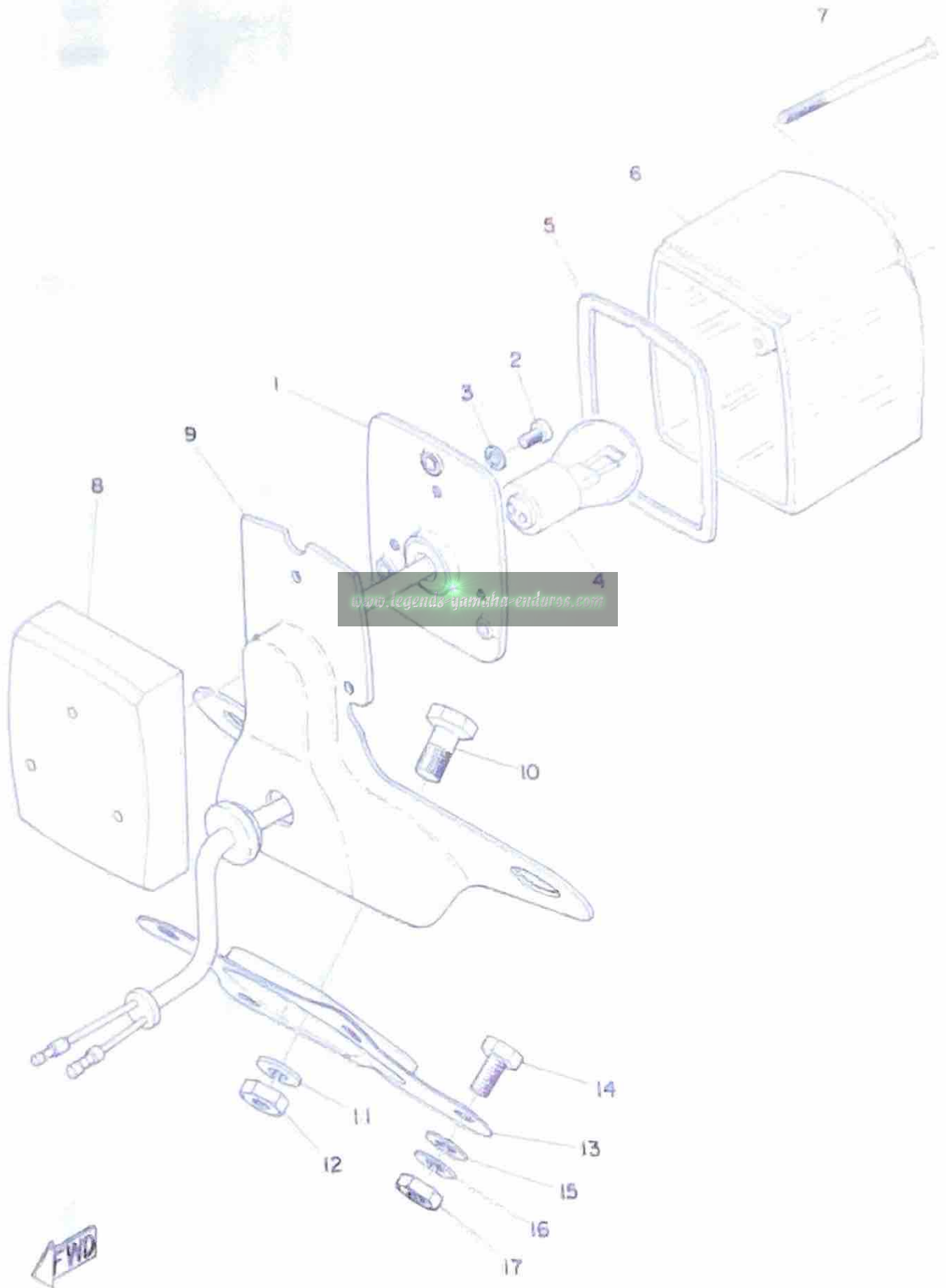
Fig. 27 SPEEDOMETER



SPEEDOMETER

Ref. No.	Parts No.	Description	Qty	Applicable Machine No.	Remarks
27- 1	482-83510-10	SPEEDOMETER ASS'Y	} U B 1		Km/h
	305-83510-60	SPEEDOMETER ASS'Y			Mile/h
27- 2	122-83516-10	BULB (6V-3W) - Km/h	3		
	122-83516-10	BULB (6V-3W) - Mile/h	4		
27- 3	482-83520-10	SOCKET ASS'Y - Km/h	1		
	305-83520-60	SOCKET ASS'Y - Mile/h	1		
27- 4	214-83513-00	DAMPER, meter	1		
27- 5	276-83519-01	BRACKET, meter	1		
27- 6	237-83523-00	DAMPER	1		
27- 7	90209-05029	WASHER (214-83524-00)	2		
27- 8	90468-10050	CLIP (156-83525-00)	2		
27- 9	91101-06015	BOLT	2		
27-10	92901-06100	WASHER, spring	2		
27-11	437-83550-00	SPEEDOMETER ASS'Y	1		

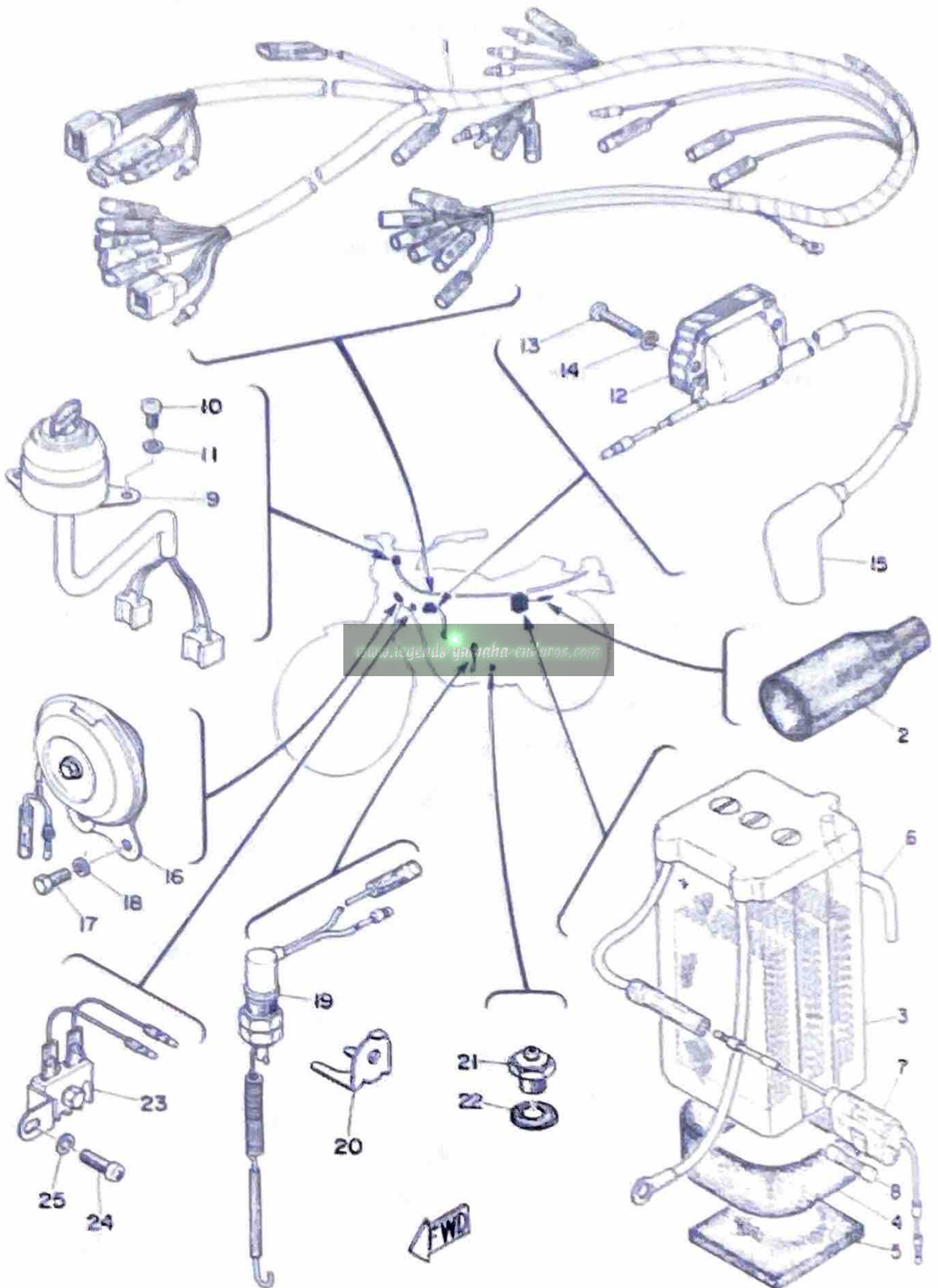
Fig. 28 TAIL LAMP



TAIL LAMP

Ref. No.	Parts No.	Description	Qty	Applicable Machine No.	Remarks
28-0-1	276-84510-00	TAIL LAMP UNIT ASS'Y	1		
28-1	276-84511-00	BASE, tail lamp	1		
28-2	98501-04010	SCREW, panhead	3		
28-3	92901-04100	WASHER, spring	3		
28-4	122-84514-00	BULB, tail lamp (6V-10/3W)	1		
28-5	164-84724-00	GASKET	1		
28-6	164-84721-00	LENS, tail lamp	1		
28-7	201-84724-00	SCREW, lens fitting	3		
28-8	201-84716-00	COVER	1		
28-9	212-84751-00-35	BRACKET, licence	1		Silver
28-10	91201-06012	BOLT	3		
28-11	92901-06100	WASHER, spring	3		
28-12	98801-06100	NUT	3		
28-13	382-84558-00-26	STAY, licence bracket	1		Compression Yellow
28-14	91201-06012	BOLT	2		
28-15	92901-06200	WASHER, plain	2		
28-16	92901-06100	WASHER, spring	2		
28-17	98801-06100	NUT	2		

Fig. 29 ELECTRICAL



ELECTRICAL

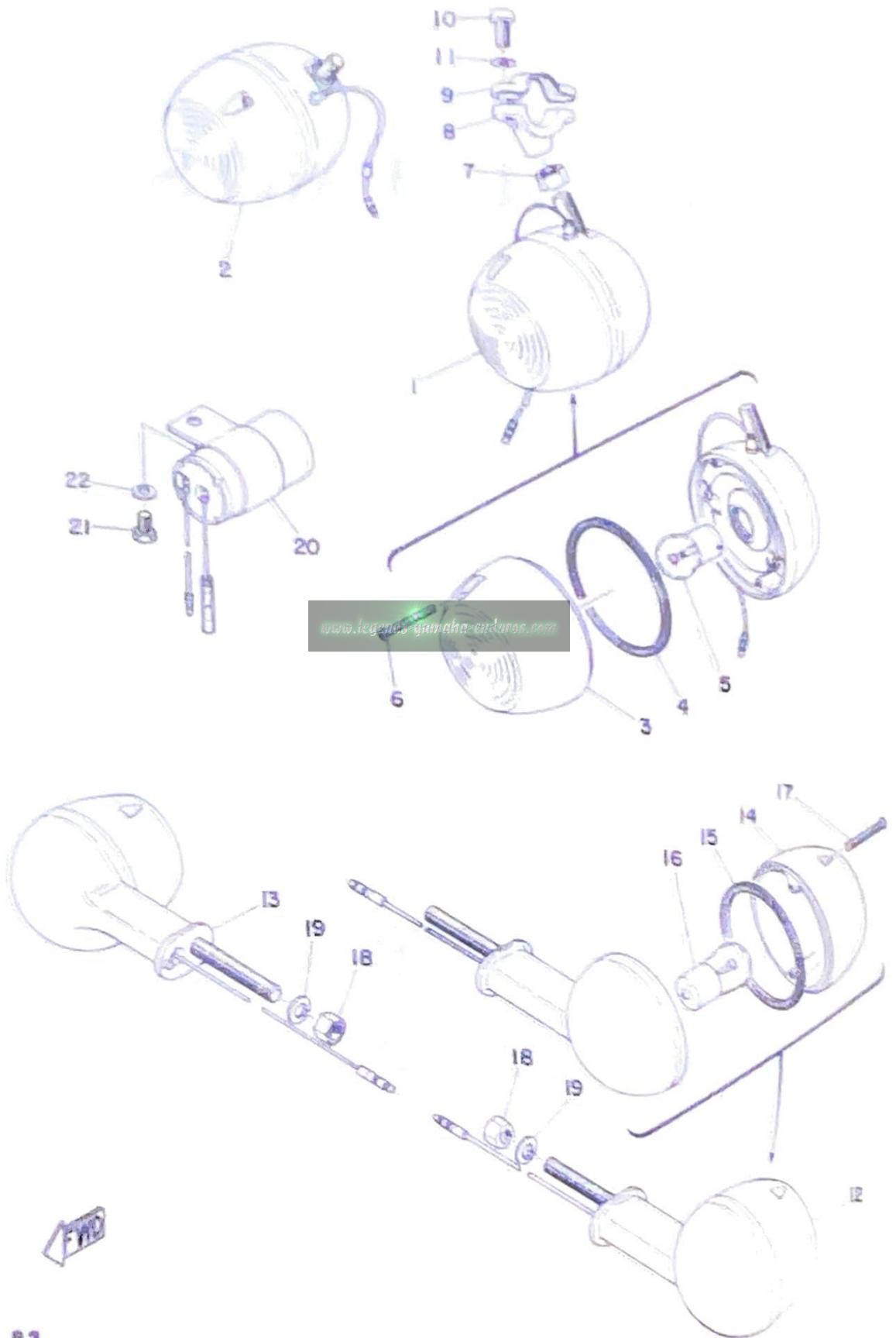
Ref. No.	Parts No.	Description	Qty	Applicable Machine No.	Remarks
29- 1	497-82590-20	WIRE HARNESS ASS'Y	1		
29- 2	214-82599-00	COVER, connector	1		
29- 3	104-82110-20	BATTERY ASS'Y (6N4A-4D)	1		
29- 4	214-82124-00	BAND, battery	1		
29- 5	104-82122-00	SEAT, battery	1		
29- 6	170-82112-00	PIPE, breather	1		
29- 7	116-82150-00	FUSE HOLDER ASS'Y	1		
29- 8	116-82151-00	FUSE	2		
29- 9	482-82510-20	MAIN SWITCH ASS'Y	1		
29-10	98501-05010	SCREW, panhead	2		
29-11	92901-05100	WASHER, spring	2		
29-12	304-82310-30	IGNITION COIL ASS'Y	1		
29-13	92501-06025	SCREW, panhead	2		
29-14	92901-06100	WASHER, spring	2		
29-15	437-82370-21	PLUG CAP ASS'Y	1		
29-16	214-83371-11	HORN	1		
29-17	91201-06012	BOLT	2		
29-18	92901-06100	WASHER, spring	2		
29-19	304-82530-00	STOP SWITCH ASS'Y	1		
29-20	382-82539-00	STAY, stop switch	1		
29-21	136-82540-00	NEUTRAL SWITCH ASS'Y	1		
29-22	90430-11103	GASKET	1		
29-23	315-81970-60	RECTIFIER ASS'Y	1		
29-24	98501-05020	SCREW, panhead	1		
29-25	92901-05200	WASHER, plain	1		

OPTIONAL PARTS

www.legends-yamaha-enduros.com



Fig. 30 FLASHER LAMP



FLASHER LAMP

Ref. No.	Parts No.	Description	Q'ty	Applicable Machine No.	Remarks
30-1	306-83310-35-93	FRONT FLASHER LAMP ASS'Y, left	1		
30-2	308-83320-35-93	FRONT FLASHER LAMP ASS'Y, right	1		
30-3	183-83333-81	, LENS, flasher	2		
30-4	183-83313-70	, PACKING, lens	2		
30-5	185-83311-10	, BULB (6V-8W)	2		
30-6	183-83333-21	, SCREW, lens fitting	4		
30-7	98803-08200	NUT	2		
30-8	275-83326-00	STAY, flasher 2	2		
30-9	275-83318-00	STAY, flasher 1	2		
30-10	92903-06015	SCREW, panhead	4		
30-11	92901-06300	WASHER, tooth	4		
30-12	382-83330-85-93	REAR FLASHER LAMP ASS'Y, left	1		
30-13	382-83340-85-93	REAR FLASHER LAMP ASS'Y, right	1		
30-14	183-83332-21	, LENS, flasher	2		
30-15	183-83313-70	, PACKING, lens	2		
30-16	185-83311-10	, BULB (6V-8W)	2		
30-17	183-83333-21	, SCREW, lens fitting	4		
30-18	98801-08100	NUT	2		
30-19	92901-08100	WASHER, spring	2		
30-20	246-83350-11	FLASHER RELAY ASS'Y	1		
30-21	91201-06012	BOLT	1		
30-22	92901-06100	WASHER, spring	1		

NUMERICAL INDEX

www.legenda-yamaha-enduros.com



NUMERICAL INDEX

Ref No.	Parts No.	Ref No.	Parts No.	Ref No.	Parts No.
24-30	102-25137-00	2- 6	132-16345-00	4- 7	137-16367-00
11-35	102-27114-00	2- 5	132-16346-00	18- 8	137-23125-00
29- 3	104-82110-20	4- 9	132-16351-00	18-11	137-23145-01
24-27	109-25136-00	4- 2	132-16369-00	18- 9	137-23147-00
24- 9	109-25315-00	4- 5	132-16371-02	21-12	137-24523-00
13-13	109-81328-10	5- 5	132-17414-00	24-31	137-25155-00
13-12	110-81345-20	5-33	132-17414-00	18-18	146-23114-00
13-14	110-81345-20	7-11	132-18113-01	15-11	148-22315-00
13- 8	110-81347-20	21- 9	132-24515-00	26- 2	150-84153-00
13- 4	110-81348-20	21-14	132-24518-00	10-31	152-14174-00
29- 7	116-82150-00	21-11	132-24521-00	11-15	152-14613-00
29- 8	116-82151-00	21-10	132-24522-00	10-30	156-14135-00
8-15	117-15644-00	21-18	132-24531-00	8- 6	156-15618-01
1-10	120-15371-00	3-14	136-11561-00-03	19- 2	156-23411-00
8- 2	122-15612-02	3-14	136-11561-00-04	19- 4	156-23412-00
4-17	122-16164-00	3-14	136-11561-00-05	21- 6	156-24181-00
18-25	122-23119-01	3-14	136-11561-00-06	3- 4	164-11681-00
18-27	122-23128-00	3-14	136-11561-00-07	10-20	164-14116-04
18-26	122-23129-00	3-14	136-11561-00-08	10-21	164-14137-00
19- 7	122-23411-00	29-21	136-82540-00	5-20	164-17427-00-10
19- 5	122-23412-00	12-18	137-13128-00	6- 9	164-18571-01
19- 8	122-23416-00	12-12	137-13137-00-03	6-10	164-18589-00
21- 3	122-24610-01	12-12	137-13137-00-05	19- 1	164-23462-00
24-23	122-25351-01	12-12	137-13137-00-10	28- 6	164-84721-00
27- 2	122-83516-10	12-12	137-13137-00-30	28- 5	164-84723-00
27- 2	122-83516-10	12-12	137-13137-00-50	11-21	168-21638-00
28- 4	122-84514-00	12-13	137-13138-01	11-22	168-21758-00
12- 1	126-13116-00	12- 4	137-13176-00	29- 6	170-82112-00
10- 4	127-14190-15	10-16	137-14133-00	10-17	174-14123-00
10- 5	127-14195-00	10-22	137-14136-00	10-18	174-14134-00
3- 9	131-11633-00	10-12	137-14143-24	21-19	174-24331-00
10-33	132-14173-00	10-12	137-14143-26	23-15	174-24741-00
5-10	132-15389-00	10-12	137-14143-28	11-13	174-28316-00
8- 4	132-15616-01	10-12	137-14143-30	10-37	183-14196-00
5-24	132-15653-00-12	10-12	137-14143-32	10-36	183-14197-01
5-24	132-15653-00-14	10- 7	137-14186-00	24- 8	183-25117-00
8-13	132-15664-00	6-14	137-15353-00	24-13	183-25118-00
8-11	132-15676-00	4- 6	137-16324-00	24-18	183-25149-00
4- 8	132-16321-00	4-12	137-16356-00	25- 1	183-25311-00

NUMERICAL INDEX

Ref No.	Parts No.	Ref No.	Parts No.	Ref No.	Parts No.
25- 9	183-25315-00	22-39	214-21746-00	12-31	248-13174-00
25-12	183-25330-01	22- 3	214-21761-00	9-10	248-13556-00
25-28	183-25366-01	22- 3	214-21771-00	10-14	248-14166-00
25-27	183-28387-00	22- 4	214-21772-00	11-20	248-14623-00
30- 4	183-83313-70	9-26	214-21779-00	2-17	248-15416-01-Y4
30-15	183-83313-70	23-20	214-21779-00	5-19	248-17271-00
30- 3	183-83332-21	18-29	214-23158-00	6-21	248-18511-02
30-14	183-83332-21	18-14	214-23163-00	6-16	248-18512-01
30- 6	183-83333-21	18-22	214-23318-00	6-20	248-18513-01
30-17	183-83333-21	21- 4	214-24173-00	6-15	248-18531-00
13- 2	185-81312-10	23-10	214-24718-00	14-18	248-21315-00
13- 6	185-81332-10	23- 7	214-24728-00-33	14- 2	248-21471-00-31
30- 5	185-83311-10	23-11	214-24776-00-33	18-19	248-23111-01
30-16	185-83311-10	24-25	214-25138-00	18-17	248-23115-01
10-27	193-14124-26	24- 7	214-25194-00	18-15	248-23116-01
10-24	193-14126-00	25-39	214-25388-00	18-16	248-23118-00
10-26	193-14133-00	25- 7	214-25394-00	16-13	248-23122-01
18-10	193-23150-40	20-19	214-26243-00	18-12	248-23144-00
26- 6	195-84315-01	20-29	214-26261-00	18- 7	248-23166-00
26- 3	195-84320-00	20-22	214-26282-01	18- 3	248-23170-01
26- 7	195-84324-00	16- 3	214-27413-00	21- 5	248-24173-00
26- 8	195-84325-00	16- 2	214-27421-00	24- 3	248-25111-00-38
28- 8	201-84716-00	29- 4	214-82124-00	24-24	248-25121-00
28- 7	201-84724-00	29- 2	214-82599-00	24-19	248-25135-00
26- 5	206-84114-60	20- 0-1	214-82910-02	25-14	248-25137-00
13- 7	207-81321-10	20- 4	214-82911-01	25-15	248-25151-00
10-10	207-81326-10	29-16	214-83371-11	25-20	248-25168-00
13-11	207-81331-10	27- 4	214-83513-00	30-20	248-83359-11
28- 9	212-84751-00-35	20- 5	214-83912-00	8-18	257-15668-00
1-22	214-11198-01	20- 7	214-83913-00	10- 1	260-14142-25
12-28	214-13162-00	20-18	232-83980-30	12- 2	275-13175-00
10- 3	214-14147-00	20- 0-2	233-82920-32	30- 9	275-83318-00
6-22	214-15385-00	20-10	233-82921-31	30- 8	275-81328-00
2-22	214-17843-00	20-11	233-83922-30	1-15	276-11357-00
6-19	214-18531-00	27- 6	237-83523-00	10-23	276-14131-00
9-25	214-21717-00	10-38	241-14147-00	11-16	276-14612-10
17-25	214-21717-00	2- 3	241-16341-01	14-26	276-14747-00
22-24	214-21717-00	26- 1	241-84330-00-26	1- 1	276-15111-00
22-38	214-21717-00			1- 2	276-15121-00

NUMERICAL INDEX

Ref No.	Parts No.	Ref No.	Parts No.	Ref No.	Parts No.
2- 8	276-15419-00-Y4	10-34	304-14261-00	3-11	382-11610-12
2-13	276-15421-02-Y4	1- 8	304-15128-00	3-11	382-11630-26
8- 1	276-15610-00	14-22	304-21240-00-33	3- 0-4	382-11630-01
4- 4	276-16154-00	15- 2	304-22151-00	3- 0-2	382-11630-11
4-18	276-16357-00	21- 8	304-24600-01	3- 0-2	382-11630-21
7- 1	276-18101-01	25-16	304-25355-00	3- 7	382-11631-01-94
15- 3	276-22123-00	25-26	304-25164-00	3- 7	382-11631-01-98
15- 4	276-22141-00	23-23	304-26100-10	3- 7	382-11635-01
23- 5	276-24748-00	29- 5	304-82122-00	3- 7	382-11636-01
23- 6	276-24768-00	29-12	304-82310-30	12- 8	382-13178-60
23- 2	276-24769-00-33	29-19	304-82530-00	11- 1	382-14610-30
24- 2	276-25104-00	1-18	305-11111-00-94	11- 7	382-14728-30
27- 5	276-83519-01	11- 6	305-14718-30	2- 1	382-15410-60-Y4
28- 0-1	276-84510-00	11-12	305-14729-30	3-18	382-16121-61
28- 1	276-84511-00	8-16	305-15641-00	4- 1	382-16150-00
9-15	278-14455-00	8- 8	305-15660-02	4- 0-1	382-16301-00
22- 5	278-21752-00	16-15	305-27211-00-33	2- 2	382-16342-60
22-14	278-21755-00	16- 1	305-27411-00-33	5-18	382-17241-60
15- 7	291-22210-71	27- 1	305-83510-60	5-29	382-17461-31
26-15	296-24861-00	27- 3	305-83520-60	5-29	382-17461-61
26-14	296-24862-00	10-28	307-14169-01	5-29	382-17461-51
3- 0-1	304-11400-02	30- 1	308-83310-35-93	5-29	382-17461-61
3- 2	304-11422-01	30- 2	308-83320-35-93	5-30	382-17464-60
3- 3	304-11651-01	11- 2	315-14753-10	7-10	382-18111-60-91
12- 0-1	304-13101-02	2-16	315-15362-01	6-23	382-18140-60
9-11	304-13555-00	2-14	315-15451-02	6- 1	382-18541-60
9- 1	304-13565-00	5-14	315-17421-01	6- 5	382-18561-60
9- 2	304-13610-00	19-18	315-23441-00-33	15- 1	382-22110-00-33
9- 3	304-13613-00	29-23	315-81970-60	15-10	382-22310-00-35
9- 4	304-13616-00	17- 5	322-21541-00	15-18	382-22318-01-33
9- 7	304-13621-00	17- 6	322-21544-00	15-23	382-22321-00
10-19	304-14112-15	24-20	326-25330-10	15-30	382-22322-00
10-15	304-14122-00	14-21	341-26397-01	15-29	382-22323-00
10- 2	304-14141-26	20-24	351-26259-00-98	15-28	382-22325-00
10-29	304-14171-00	10-32	353-14138-00	21- 2	382-24161-00
10- 9	304-14181-00	22-34	360-21761-00	25- 2	382-25304-00
10- 8	304-14184-00	1-17	382-11181-60	25-43	382-25371-00
10- 6	304-14185-00	1-16	382-11311-60-R4	25-23	382-25381-00
10-13	304-14198-00	3-11	382-11610-02	25-29	382-25447-10-33

NUMERICAL INDEX

Ref No.	Parts No.	Ref No.	Parts No.	Ref No.	Parts No.
20-4	382-26111-00	20-21	437-26321-00	21-19	497-21170-00-03
20-08	382-26123-00-93	29-15	437-82350-21	17-1	497-21511-00
20-9	382-26241-00	27-17	437-83990-00	17-15	497-21610-01-26
20-20	382-26243-00	20-24	437-83936-00	22-31	497-21700-02-03
20-43	382-26290-00	18-20	441-21040-00-33	22-1	497-21705-02-01
20-44	382-26290-10	19-10	443-23435-00-33	22-29	497-21741-00
20-27	382-26372-01	21-13	447-24524-00	22-15	497-21753-01
16-18	382-27231-00	21-15	447-24523-00	22-21	497-21758-00
16-10	382-27311-00	5-3	482-17141-00	9-27	497-21786-01
13-0-1	382-81350-10	5-7	482-17151-00	22-17	497-21795-00
13-3	382-81313-10	5-16	482-17251-00	22-9	497-21797-01
13-1	382-81350-10	14-13	482-21473-00	18-0-1	497-23101-00
29-20	382-82339-00	14-14	482-21474-00	21-7	497-24383-00
30-12	382-83330-85-93	14-15	482-21476-00	23-1	497-24710-00
30-10	382-83340-85-93	17-7	482-21521-00	23-1-1	497-24711-00
28-13	382-84558-00-24	17-8	482-21522-00	23-16	497-24810-00-93
12-14	402-13146-00	17-10	482-21621-00	20-28	497-26311-00
12-24	402-13552-00	17-19	482-21622-01	20-30	497-26312-00
5-23	403-15651-00	18-21	482-23164-50-98	20-32	497-26333-00
5-12	401-17471-00	18-24	482-23346-50	29-1	497-82590-20
20-43	407-24290-50	25-32	482-25412-00	19-12	90107-14103
20-44	407-26290-60	20-33	482-26341-00	6-13	90107-14122
3-1	427-11412-00	29-9	482-82510-20	16-12	90102-10005
5-6	427-17131-00	27-1	482-83510-10	15-9	90104-10025
5-15	427-17221-00	27-3	482-83520-10	20-14	90109-08197
5-17	427-17231-00	20-3	482-83973-01	11-24	90109-08336
24-15	427-25181-00	26-0-1	482-84110-00	25-49	90109-08050
21-17	434-24532-00	26-4	482-84112-00	25-44	90109-08063
5-8	437-17121-00	26-16	482-84167-01	14-5	90109-08354
5-2	437-17431-01	26-17	482-84168-01	25-33	90109-08365
9-21	437-21633-00	26-13	482-84169-00-93	6-24	90109-18748
9-24	437-21633-00	10-0-1	497-14101-60	4-19	90113-06013
18-5	437-23117-01	9-17	497-14411-01-33	1-14	90116-08465
18-30	437-23121-00-26	9-19	497-14412-01-26	15-22	90116-08140
18-6	437-23124-00	9-18	497-14451-01	15-8	90116-10115
18-1	437-23126-00	9-16	497-14453-00	20-36	90123-06010
18-31	437-23131-00-26	5-1	497-17410-00	20-34	90129-08046
18-2	437-23134-00	14-1	497-21110-00-33	4-11	90144-05057
18-4	437-23141-01			7-4	90149-08016

www.legenda-yamaha.com

NUMERICAL INDEX

Ref No.	Parts No.	Ref No.	Parts No.	Ref No.	Parts No.
25-21	90153-08011	11-11	90209-06123	21-20	90467-08001
1- 8	90179-08029	14- 6	90209-08050	22-31	90467-08003
3-20	90170-12060	19-11	90209-14022	12-25	90468-02033
4-15	90170-12060	3- 6	90209-22071	12-27	90468-02033
25-40	90170-20092	7- 6	90215-08014	22-13	90468-10050
24-37	90171-12095	16-19	90240-06006	22-20	90468-10050
25-41	90171-14006	16- 5	90243-08006	23- 4	90468-10050
20-17	90179-06143	6- 3	90249-04039	27- 8	90468-10050
16-24	90179-06151	23-13	90249-04068	8-17	90468-26048
9-20	90179-06166	16-23	90249-12008	12-23	90501-02018
1-19	90179-08025	6-18	90250-08017	16-22	90501-10245
20-15	90179-08148	3-21	90280-03017	22-18	90501-10338
25-34	90179-08168	2-21	90338-16029	4-10	90501-20122
5-31	90179-16018	1-12	90340-12005	22-30	90504-08016
19- 9	90179-25033	1-21	90340-14022	8- 3	90504-18005
11-14	90183-04005	17-26	90387-07390	7- 2	90506-09009
14- 8	90185-08039	22-25	90387-07390	6-25	90506-09112
16- 6	90201-06042	22-37	90387-07390	11-19	90506-12029
17- 4	90201-06067	22-10	90387-07393	24-21	90506-16034
17-24	90201-06067	24-12	90387-12095	25-13	90506-16036
22-23	90201-06067	24-14	90387-12099	16-11	90506-28100
22-36	90201-06067	25-19	90387-15425	23-12	90508-10012
24-26	90201-07076	5-28	90387-20031	22-11	90508-12258
9-14	90201-08089	25-38	90387-20165	16- 4	90508-20023
12- 7	90201-10135	3-17	90387-20175	8-12	90508-26136
6- 8	90201-12166	12-29	90401-06001	16-16	90508-35067
3-24	90201-12178	12-21	90430-04004	7- 3	90508-32207
11-23	90201-12190	12-30	90430-06011	25- 8	90560-15136
1-20	90201-12362	29-22	90430-11103	4-16	90560-17124
7- 8	90201-14220	1-13	90430-12038	11-17	91101-06015
5- 4	90201-20266	12-26	90445-05023	27- 9	91101-06015
5-32	90201-20266	22-26	90445-09106	7-12	91101-06020
24-17	90201-20269	22-40	90445-09268	8- 7	91101-06020
11-10	90202-05005	23-28	90445-09269	14-12	91101-10085
9-30	90202-06008	22-27	90445-09271	14- 9	91101-10095
11- 9	90202-06010	1-11	90446-07009	19-13	91104-10030
3-19	90208-12015	22-32	90460-10074	23-14	91201-06010
4-14	90208-12015	22-16	90460-26007	14- 3	91201-06012
27- 7	90209-05029	6-12	90462-05012	23- 8	91201-06012

NUMERICAL INDEX

Ref No.	Parts No.	Ref No.	Parts No.	Ref No.	Parts No.
28-10	91301-06012	2-9	92501-06020	17-3	92901-06100
28-14	91301-06012	2-18	92501-06020	17-11	92901-06150
29-17	91301-06012	9-22	92501-06025	17-21	92901-06100
30-21	91301-06012	22-22	92501-06025	20-9	92901-06100
17-20	91301-06020	29-13	92501-06025	20-13	92901-06100
9-8	91301-06025	2-19	92501-06035	22-7	92901-06100
17-2	91301-06025	1-7	92501-06040	23-9	92901-06100
24-32	91301-06030	1-5	92501-06045	23-22	92901-06100
25-17	91201-06030	2-12	92501-06045	24-34	92901-06100
17-23	91202-06020	15-12	92501-06045	27-10	92901-06100
20-6	91203-06020	2-11	92501-06050	28-11	92901-06100
20-12	91203-06020	1-6	92501-06055	28-16	92901-06100
18-20	91111-08020	2-20	92501-06055	29-14	92901-06100
9-12	91116-08030	2-10	92501-06060	29-18	92901-06100
20-17	91401-12015	1-9	92501-08012	30-22	92901-06100
12-19	91401-12018	30-10	92503-06015	11-5	92901-06200
10-35	91401-16015	14-11	92801-10200	14-4	92901-06200
16-14	91401-20025	23-17	92801-10200	14-25	92901-06200
16-21	91401-25012	16-13	92802-10500	15-13	92901-06200
25-48	91401-25012	9-10	92901-04100	16-20	92901-06200
24-38	91401-30022	10-11	92901-04100	17-10	92901-06200
25-42	91401-30030	13-5	92901-04100	22-8	92901-06200
23-3	91501-05055	28-3	92901-04100	24-33	92901-06200
22-12	91502-05055	13-9	92901-04200	28-15	92901-06200
2-7	91810-02015	6-6	92901-05100	30-11	92901-06300
2-15	91810-02015	12-16	92901-05100	9-13	92901-08100
1-3	91810-05016	29-11	92901-05100	14-7	92901-08100
1-4	91810-16016	20-15	92901-05200	14-17	92901-08100
11-8	91903-06012	22-19	92901-05200	14-20	92901-08100
2-23	92501-06010	29-25	92901-05200	15-20	92901-08100
6-11	92501-06010	2-24	92901-06100	15-27	92901-08100
11-3	92501-06010	9-9	92901-06100	16-9	92901-08100
14-21	92501-06010	9-23	92901-06100	17-16	92901-08100
15-16	92501-06010	11-4	92901-06100	18-23	92901-08100
5-13	92501-06012	11-18	92901-06100	19-16	92901-08100
23-21	92501-06012	14-24	92901-06100	19-20	92901-08100
19-24	92501-06015	15-14	92901-06100	20-40	92901-08100
22-6	92501-06015	15-17	92901-06100	25-46	92901-08100
17-9	92501-06016	15-25	92901-06100	26-11	92901-08100

NUMERICAL INDEX

Ref No.	Parts No.	Ref No.	Parts No.	Ref No.	Parts No.
28-19	92901-08100	5-22	92801-08000	28-59	97101-08000
28-19	92901-08100	5-7	92801-08000	28-62	97101-08000
10-20	92901-08200	4-2	92801-08000	19-45	97101-08000
20-41	92901-08300	5-25	92801-08000	19-19	97101-08000
25-46	92901-08200	8-10	92801-08000	14-10	97201-08000
12-7	92901-08400	28-10	92801-08000	14-16	97201-08000
14-10	92901-08000	8-14	92801-08000	28-18	97201-08000
10-24	92901-08100	25-16	92801-08000	15-24	97201-08000
25-18	92901-08100	6-8	92801-08000	26-7	97201-08000
5-23	92901-08100	12-6	92801-08000	21-14	92801-08000
15-6	92901-08300	6-10	92801-08000	28-2	92801-08000
28-26	92901-08200	14-17	92801-08000	10-10	92801-08000
9-29	92901-08200	7-9	92801-08000	10-11	92801-08000
28-10	92901-08200	8-5	92801-08000	10-11	92801-08000
12-17	92901-08000	5-20	92801-08000	20-25	92801-08000
12-5	92901-08000	5-10	92801-08000	25-10	92801-08000
28-11	92901-08000	4-11	92801-08000	4-7	92801-08000
5-13	92901-08000	10-7	92801-08000	12-11	92801-08000
5-27	92901-08000	10-8	92801-08000	20-24	92801-08000
5-15	92901-08000	12-22	92801-08000	25-10	92801-08000
28-28	92901-08000	12-5	92801-08000	9-10	92801-08000
4-4	92901-08000	6-2	92801-08000	10-11	92801-08000
25-11	92901-08000	28-4	92801-08000	12-5	92801-08000
28-22	92901-08000	25-4	92801-08000	15-23	92801-08000
25-23	92901-08000	28-5	92801-08000	15-25	92801-08000
7-7	92901-08000	22-1	92801-08000	17-10	92801-08000
8-9	92901-08000	24-0	92801-08000	10-22	92801-08000
24-19	92901-08000	25-6	92801-08000	28-15	92801-08000
5-16	92901-08000	28-7	92801-08000	25-18	92801-08000
28-25	92901-08000	25-3	92801-08000	28-12	92801-08000
25-25	92901-08000	25-20	92801-08000	28-17	92801-08000
25-19	92901-08000	25-01	92801-08000	4-25	92801-08000
25-24	92901-08000	11-22	92801-08000	20-11	92801-08000
28-10	92901-08000	20-16	92801-08000	10-19	92801-08000
5-11	92901-08000	22-25	92801-08000	17-17	92801-08000
5-26	92901-08000	14-7	92801-08000	28-12	92801-08000
5-12	92901-08000	14-8	92801-08000	31-18	92801-08000
5-8	92901-08000	17-10	92801-08000	12-10	92801-08000
4-5	92901-08000	17-14	92801-08000	25-47	92801-08000
				15-5	92801-08000

NUMERICAL INDEX

Ref No.	Parts No.	Ref No.	Parts No.	Ref No.	Parts No.
3-22	98801-12200				
30-7	98803-06200				
29-22	98803-08300				
19-17	98803-08700				
12-20	98901-04008				
9-28	98903-06012				

www.legenda-yamaha-enduros.com

www.legends-yamaha-enduros.com



YAMAHA MOTOR CO., LTD.

PRINTED IN JAPAN
First edition Jun., 1974
(497-28198-05)