



YAMAHA

PARTS LIST

MODEL **GT80C**

MODEL **GTMXC**

www.legends-yamaha-enduros.com

NOTICE

ALL PART NUMBERS CONTAINED IN THIS CATALOGUE ARE COMPRISED OF TEN DIGITS. WHEN ORDERING, PLEASE ADD TWO ZEROS TO THE END OF EACH PART NUMBER REQUIRED TO CONVERT THE TEN DIGITS INTO THE NEW TWELVE DIGIT NUMBERS.

YAMAHA MOTOR CO., LTD.

COPY RIGHT. ALL RIGHTS RESERVED

NO PART OF THIS PUBLICATION MAY BE REPRODUCED WITHOUT PERMISSION

YAMAHA

PARTS LIST

MODEL GT80C

MODEL GTMXC

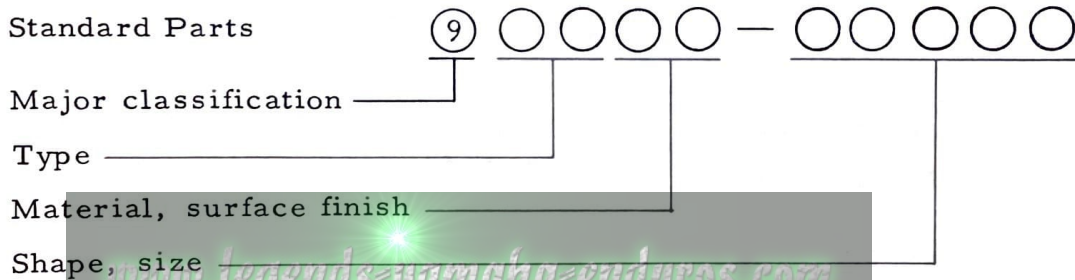
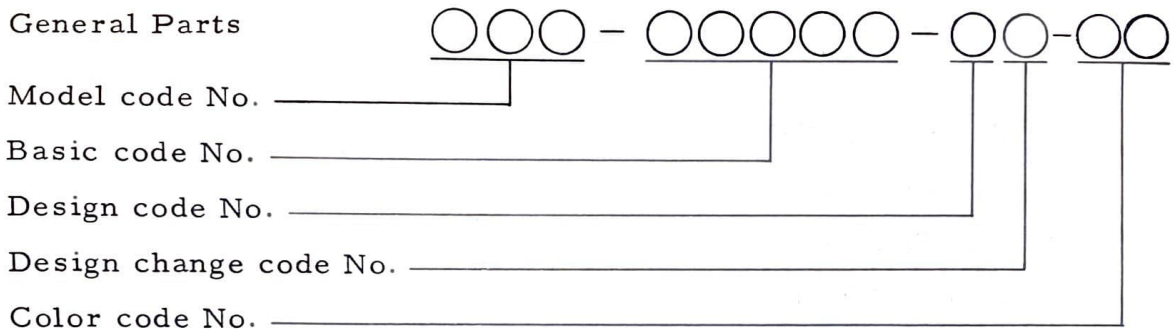
www.legends-yamaha-enduros.com

FOREWORD

This Parts List relates to the parts in use for the YAMAHA GT80C, GTMXC. When you are ordering replacement parts for the YAMAHA GT80C, GTMXC refer to this Parts List and quote both part numbers and part names correctly.

1. Structure of Part No.

Yamaha parts are divided largely into two categories; general parts and standard parts, and each part No. has the following structure:



Note: Every standard No. begins with 9.

2. How to Use this Parts List

- (1) Except for steel balls (whose size is indicated in inches), the size of all parts is indicated in millimeters in the following manner.

Pipe (rubber or vinyl) Inside diameter - length

O-ring Section area - inside diameter

Washer, shim, collar Inside diameter - outside diameter - thickness (length)

- (2) Parts, which are to be supplied in the form of assemblies, are listed with an indention of one letter's space, and a dot (.) is put

against the name of each part. If any two different assemblies (e.g., right and left side components) consist of almost the same type components, these two assemblies are listed in two lines, and then the names of component parts are listed in the subsequent lines with an indentation as mentioned earlier. The quantity of parts is given in the following manner; that is, in the case of parts being the same in type between the right and left, a total quantity of parts is given. On the other hand, if the right and left side parts are different in type, the quantity of part(s) on each side is given.

Example

Description	Q'ty
CARBURETOR ASS'Y, left	1
CARBURETOR ASS'Y, right	1
. JET, pilot	2
. NOZZLE, main	2
.	
.	
.	
. LEVER, starter, left	1
. LEVER, starter, right	1

(3)

Key to Symbols

- U.R. Use size (thickness) and/or number as required
- U.N. Use as many as you need
- T Number of teeth in a gear
- V Voltage for light bulbs
- S "S" type oil seal or "S" type circlip
- SD "SD" type oil seal
- SO "SO" type oil seal
- SW "SW" type oil seal
- E "E" type circlip
- R "R" type circlip
- F/No. Frame No. (Applicable machine No.)

- (4) The right and left in relation to parts are determined on the basis of the rider facing toward the front.
- (5) This Parts List is based on the model in the production line on Feb., 1, 1975. Accordingly, if any modifications which have been made to parts will be announced in the Yamaha Parts News. It is advisable that according to the Yamaha Parts News, You will make necessary corrections to the Parts List on hand to keep it up-to dated.

CONTENTS

ENGINE

Fig. 1	Crankcase · Cylinder	1
Fig. 2	Crankcase Cover	3
Fig. 3	Crank · Piston	5
Fig. 4	Clutch	9
Fig. 5	Transmission	11
Fig. 6	Shifter 1	15
Fig. 7	Shifter 2	17
Fig. 8	Kick Starter	19
Fig. 9	Intake	21
Fig. 10	Carburetor	23
Fig. 11	Exhaust	27
Fig. 12	Oil Pump	29
Fig. 13	Flywheel Magneto	31
Fig. 14	Flywheel Magneto	33

CHASSIS

Fig. 15	Frame · Rear Fender	37
Fig. 16	Rear Cushion · Chain Case	39
Fig. 17	Stand · Footrest · Brake Pedal	41
Fig. 18	Front Fork · Front Fender	43
Fig. 19	Steering	47
Fig. 20	Handle · Wire	49
Fig. 21	Fuel Tank	51
Fig. 22	Oil Tank	53
Fig. 23	Seat	55
Fig. 24	Front Wheel	57
Fig. 25	Rear Wheel	61
Fig. 26	Head Lamp · Speedometer	65

Fig. 27	Tail Lamp	67
Fig. 28	Flasher Lamp	69
Fig. 29	Electrical	71
Fig. 30	Exclusive Parts for Canada	75

NUMERICAL INDEX

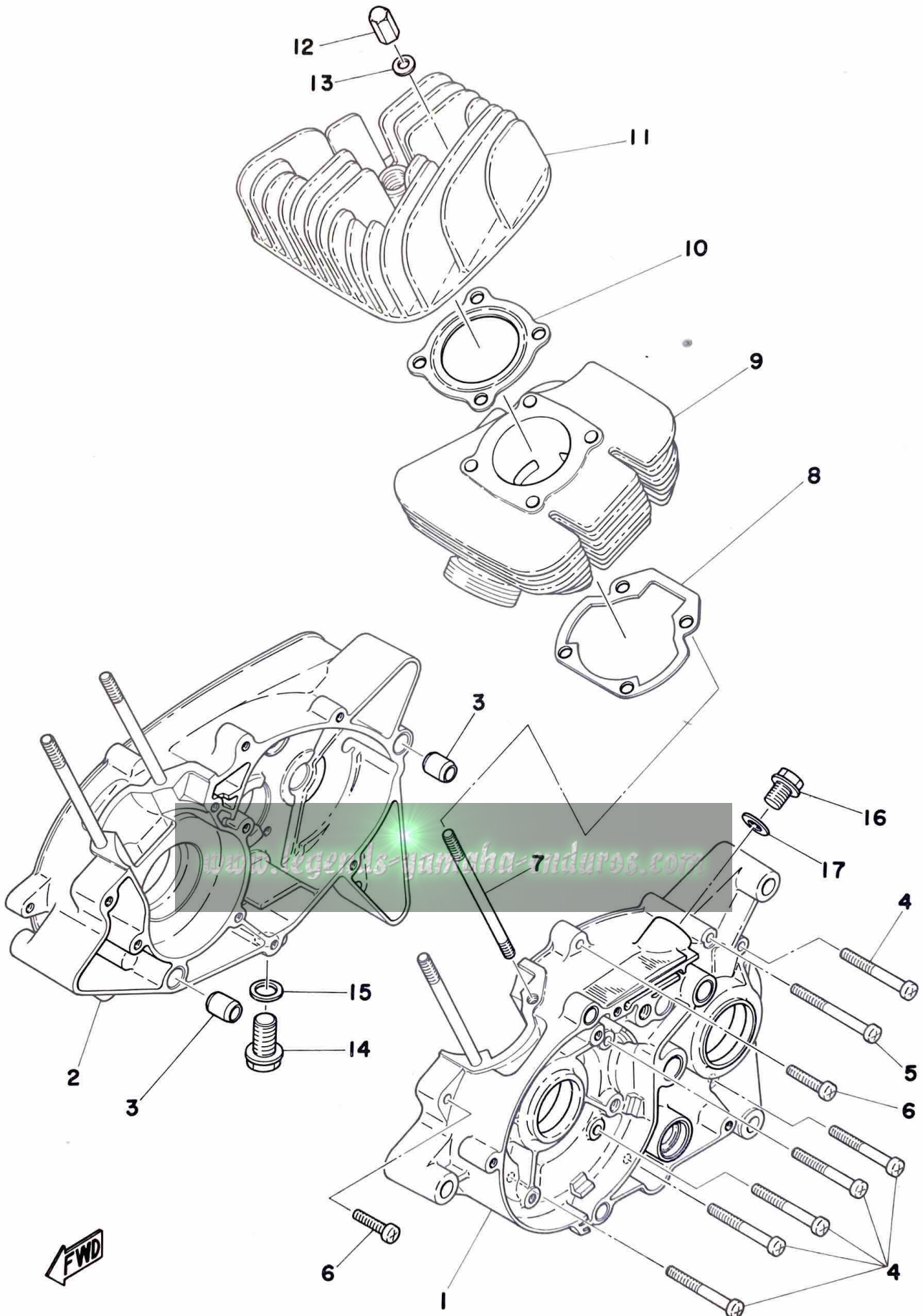
www.legends-yamaha-enduros.com

ENGINE

www.legends-yamaha-enduros.com



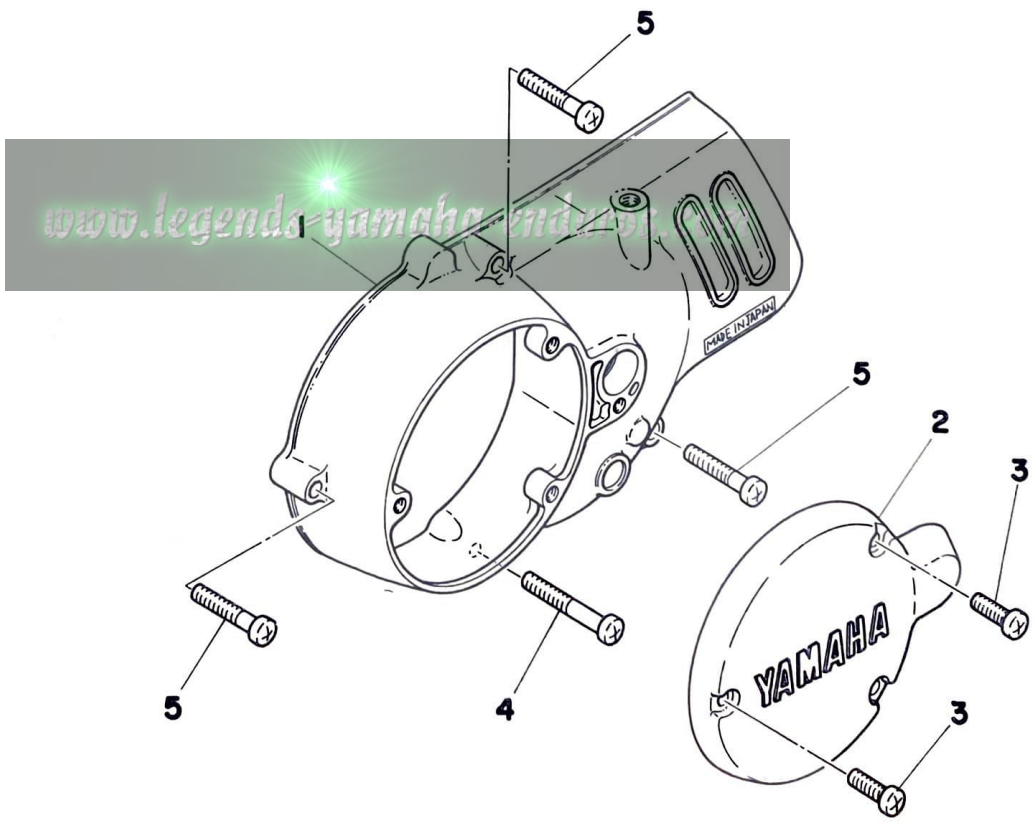
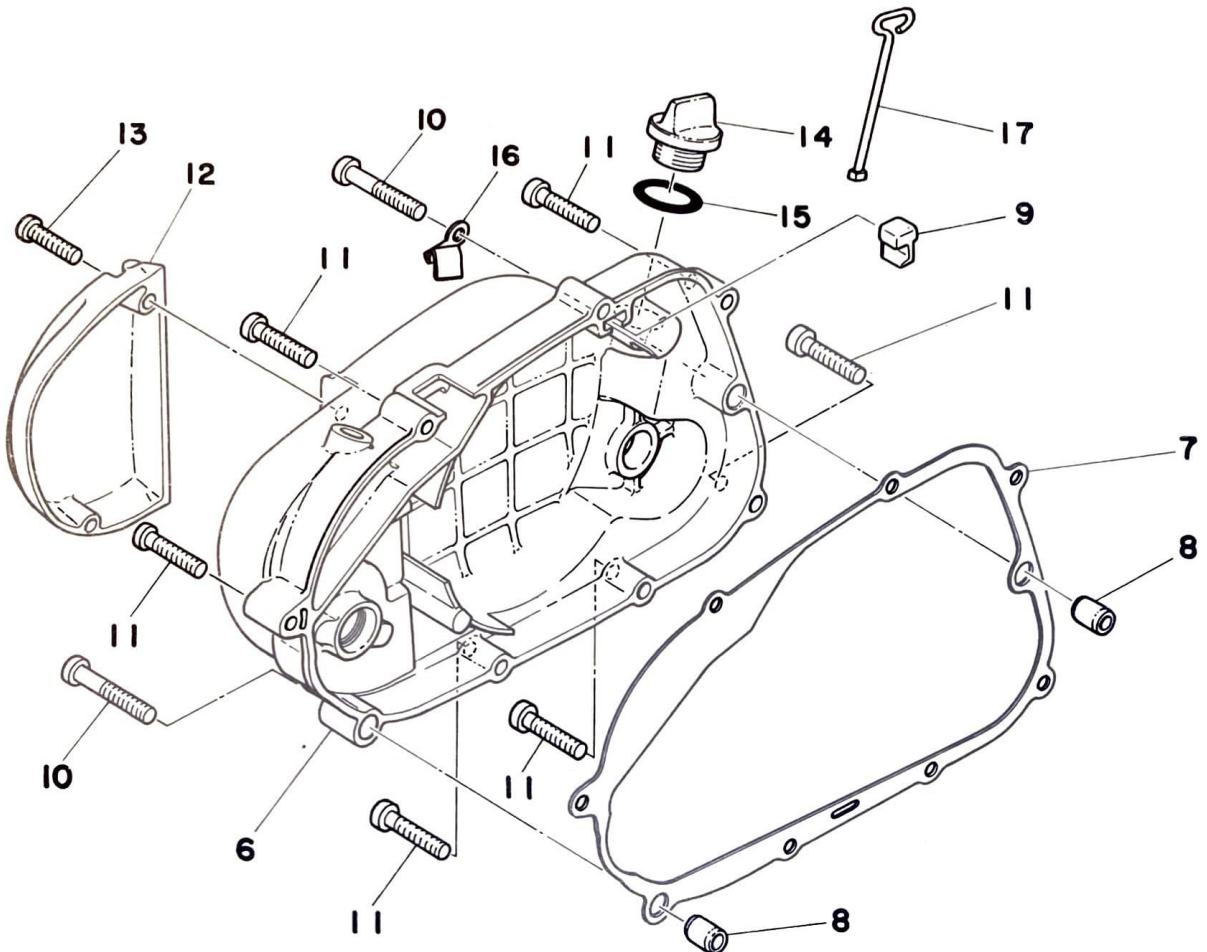
Fig. 1 CRANKCASE · CYLINDER



Ref. No.	Parts No.	Description	Q'ty		Applicable Machine No.	Remarks
			80C	MXC		
1- 1	367-15111-01	CASE, crank left		1		
	367-15111-01-98	CASE, crank left		1		Frosting Black
2	367-15121-04	CASE, crank right		1		
	367-15121-04-98	CASE, crank right		1		Frosting Black
3	91810-05016	PIN, dowel (8.4-12-16)	2	2		
4	92501-06050	SCREW, panhead	8	8		
5	92501-06055	SCREW, panhead	1	1		
6	92501-06025	SCREW, panhead	2	2		
7	90116-06026	BOLT, stud (109-11361-00)	4	4		
8	367-11351-00	GASKET, cylinder	1	1		
9	367-11311-00	CYLINDER	1	1		
10	122-11181-00	GASKET, cylinder head	1	1		
11	367-11111-01-94	HEAD, cylinder		1		
	367-11111-01-R4	HEAD, cylinder		1		Heat Proof Black
12	90176-06002	NUT, cap (126-11171-60)	4	4		
13	92901-06200	WASHER, plain	4	4		
14	90340-12005	PLUG, drain (132-15351-00)	1	1		
15	90430-12038	GASKET (132-15353-00)	1	1		
16	90340-10003	PLUG, blind (367-18588-00)	1	1		
17	90430-10031	GASKET (367-18568-00)	1	1		

www.legends-yamaha-enduros.com

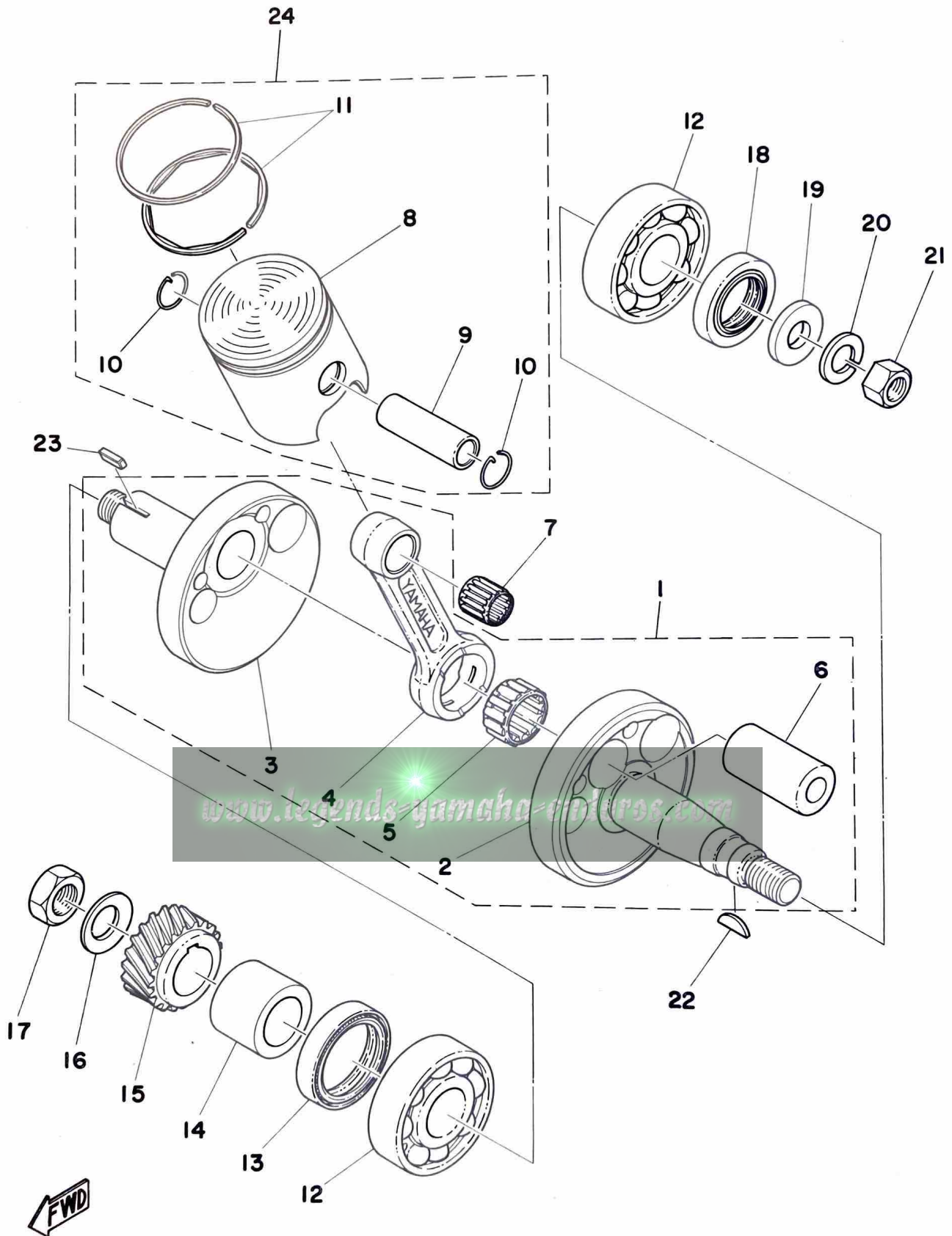
Fig. 2 CRANKCASE COVER



FWD

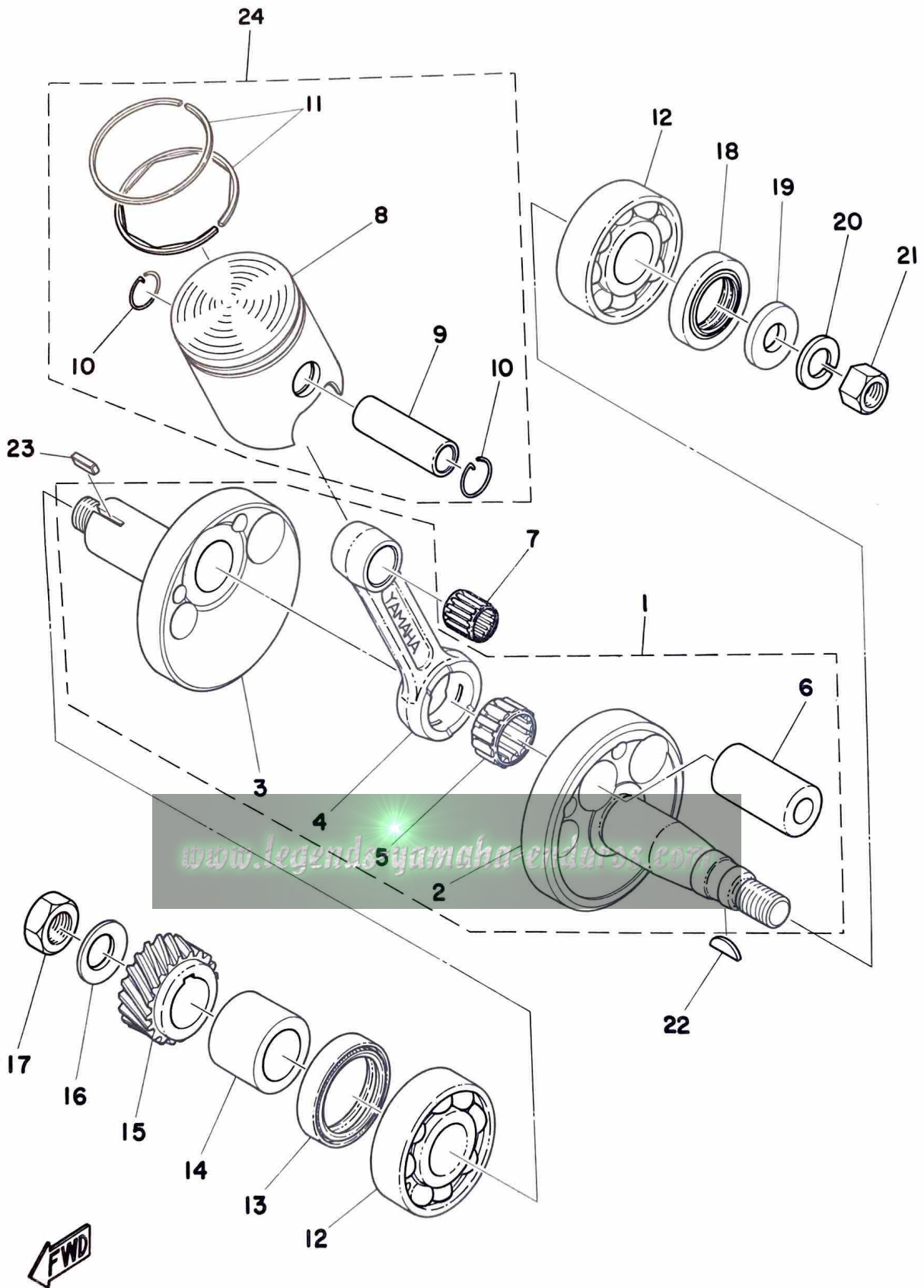
Ref. No.	Parts No.	Description	Q'ty		Applicable Machine No.	Remarks
			80C	MXC		
2- 1	353-15411-00-Y4	COVER, crankcase left	1			Metallic Silver
	353-15411-00-98	COVER, crankcase left		1		Frosting Black
2	353-15415-00-Y4	COVER, generator	1			Metallic Silver
	353-15415-00-98	COVER, generator		1		Froting Black
3	92501-06020	SCREW, panhead	3			
	92506-06020	SCREW, panhead		3		
4	92501-06045	SCREW, panhead	1			
	92506-06045	SCREW, panhead		1		
5	92501-06030	SCREW, panhead	3			
	92506-06030	SCREW, panhead		3		
6	353-15421-00-Y4	COVER, crankcase right	1			Metallic Silver
	353-15421-00-98	COVER, crankcase right		1		Frosting Black
7	353-15451-00	GASKET, crankcase cover	1	1		
8	91810-02014	PIN, dowel (6.4-10-14)	4	4		
9	353-15437-02	SCRAPER, oil	1	1		
10	92501-06040	SCREW, panhead	2			
	92506-06040	SCREW, panhead		2		
11	92501-06030	SCREW, panhead	7			
	92506-06030	SCREW, panhead		7		
12	353-15416-00-Y4	COVER, oil pump	1			Metallic Silver
	353-15416-00-98	COVER, oil pump		1		Frosting Black
13	92501-06025	SCREW, panhead	2			
	92506-06025	SCREW, panhead		2		
14	353-15362-00	PLUG, oil level	1	1		
15	93210-21190	O-RING (2.6-20.6)	1	1		
16	367-13174-00	HOLDER, oil pipe	1	1		
17	131-15361-00	GAUGE, level	1	1		

Fig. 3 CRANK · PISTON



Ref. No.	Parts No.	Description	Q'ty		Applicable Machine No.	Remarks
			80C	MXC		
3- 1	367-11400-01	CRANK ASS'Y	1	1		
2	367-11412-00	. CRANK, left	1	1		
3	367-11422-00	. CRANK, right	1	1		
4	353-11651-00	. ROD, connecting	1	1		
5	93310-41809	. BEARING, con-rod big end	1	1		
6	257-11681-00	. PIN, crank	1	1		
7	93310-11268	BEARING, con-rod small end	1	1		
8	367-11631-01-96	PISTON (46.96mm STD)	} U.R. {	} U.R. {		
	367-11631-01-98	PISTON (46.98mm STD)			1	1
	367-11635-01	PISTON (47.25mm 1st O.S)	1	1		Alternate Parts
	367-11636-01	PISTON (47.50mm 2nd O.S)	1	1		Alternate Parts
	367-11637-01	PISTON (47.75mm 3rd O.S)	1	1		Alternate Parts
	367-11638-01	PISTON (48.00mm 4th O.S)	1	1		Alternate Parts
9	122-11633-00	PIN, piston	1	1		
10	93450-13022	CIRCLIP (132-11634-00)	2	2		
11	367-11610-00	PISTON RING SET	1s	1s		STD
	367-11610-10	PISTON RING SET (1st O.S)	1s	1s		Alternate Parts
	367-11610-20	PISTON RING SET (2nd O.S)	1s	1s		Alternate Parts
	367-11610-30	PISTON RING SET (3rd O.S)	1s	1s		Alternate Parts
	367-11610-40	PISTON RING SET (4th O.S)	1s	1s		Alternate Parts
12	93306-20414	BEARING (6204C3)	2	2		
12	93103-28011	OIL SEAL (SW-28-40-8)	1	1		
14	90387-20170	COLLAR, distance (248-16136-00)	1	1		
15	353-16111-01	GEAR, primary drive (19T)	1	1		
16	90208-12015	SPRING, belleville (164-16119-00)	1	1		
17	90179-12044	NUT, lock (353-16144-00)	1	1		
18	93102-20009	OIL SEAL (SD-20-35-7)	1	1		
19	90201-12535	WASHER, plate (12.2-22-3.2)	1	1		
20	92901-12100	WASHER, spring	1	1		
21	90170-12175	NUT, hexagon	1	1		
22	90280-03017	KEY, woodruff (146-11545-00)	1	1		
23	90282-05005	KEY, straight (353-11546-00)	1	1		

Fig. 3 CRANK · PISTON



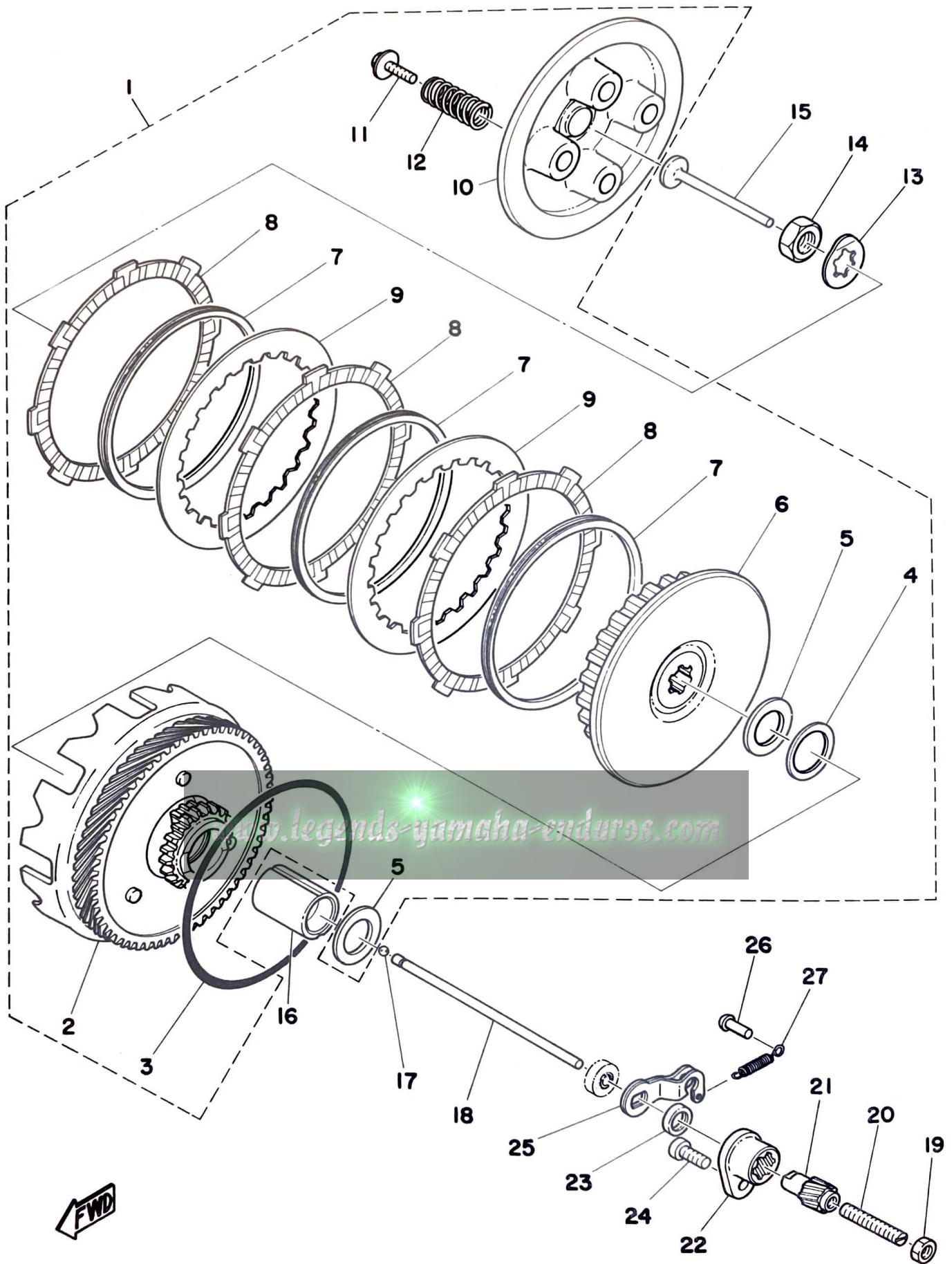
Ref. No.	Parts No.	Description	Q'ty 80C MXC	Applicable Machine No.	Remarks
----------	-----------	-------------	-----------------	---------------------------	---------

ALTERNATE PARTS

3-24	367-11630-00	PISTON ASS'Y (STD)	1s 1s	} Ref. No. 7, 8, 9, 10
	367-11630-10	PISTON ASS'Y (1st O.S)	1s 1s	
	367-11630-20	PISTON ASS'Y (2nd O.S)	1s 1s	
	367-11630-30	PISTON ASS'Y (3rd O.S)	1s 1s	
	367-11630-40	PISTON ASS'Y (4th O.S)	1s 1s	

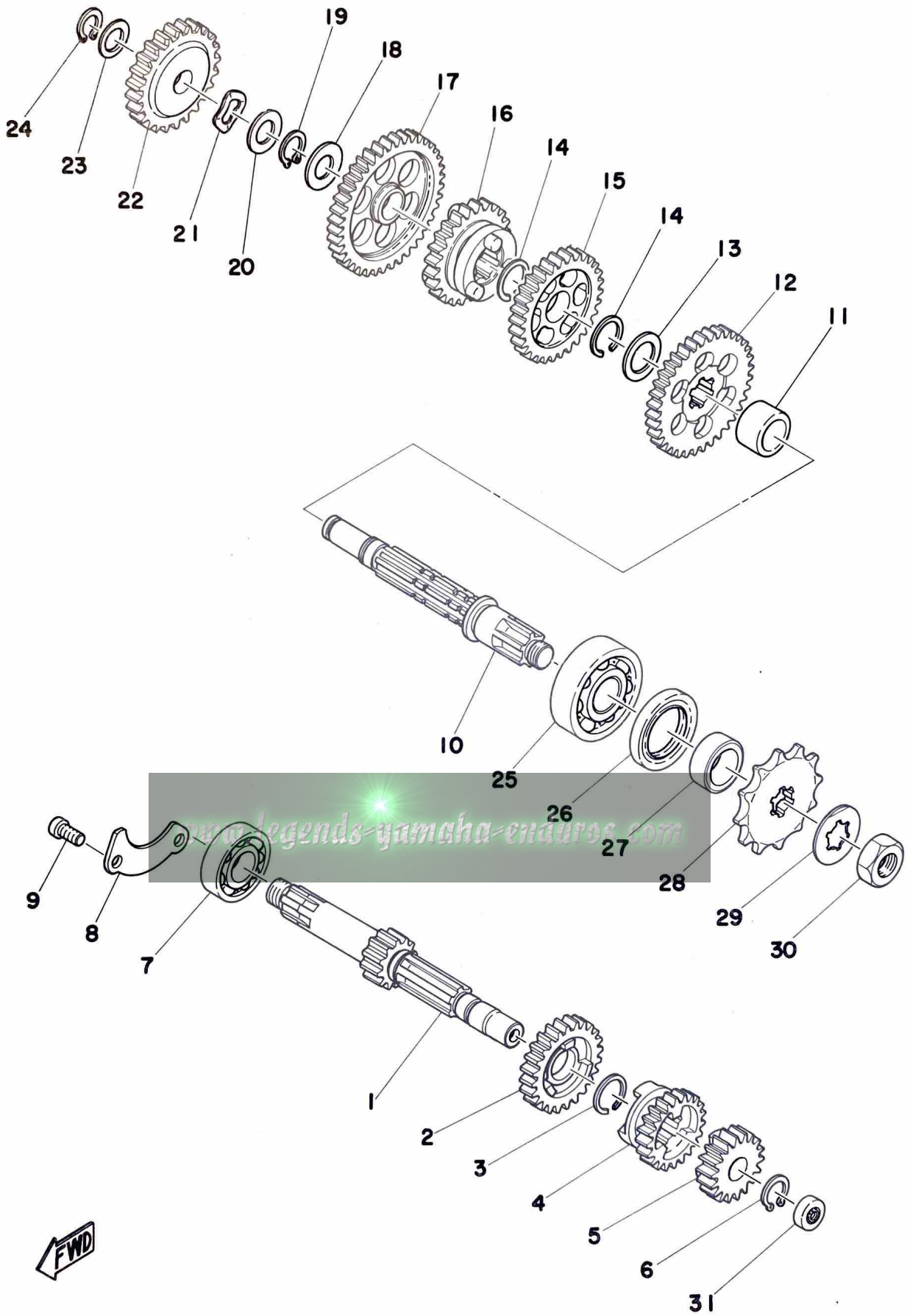


Fig. 4 CLUTCH



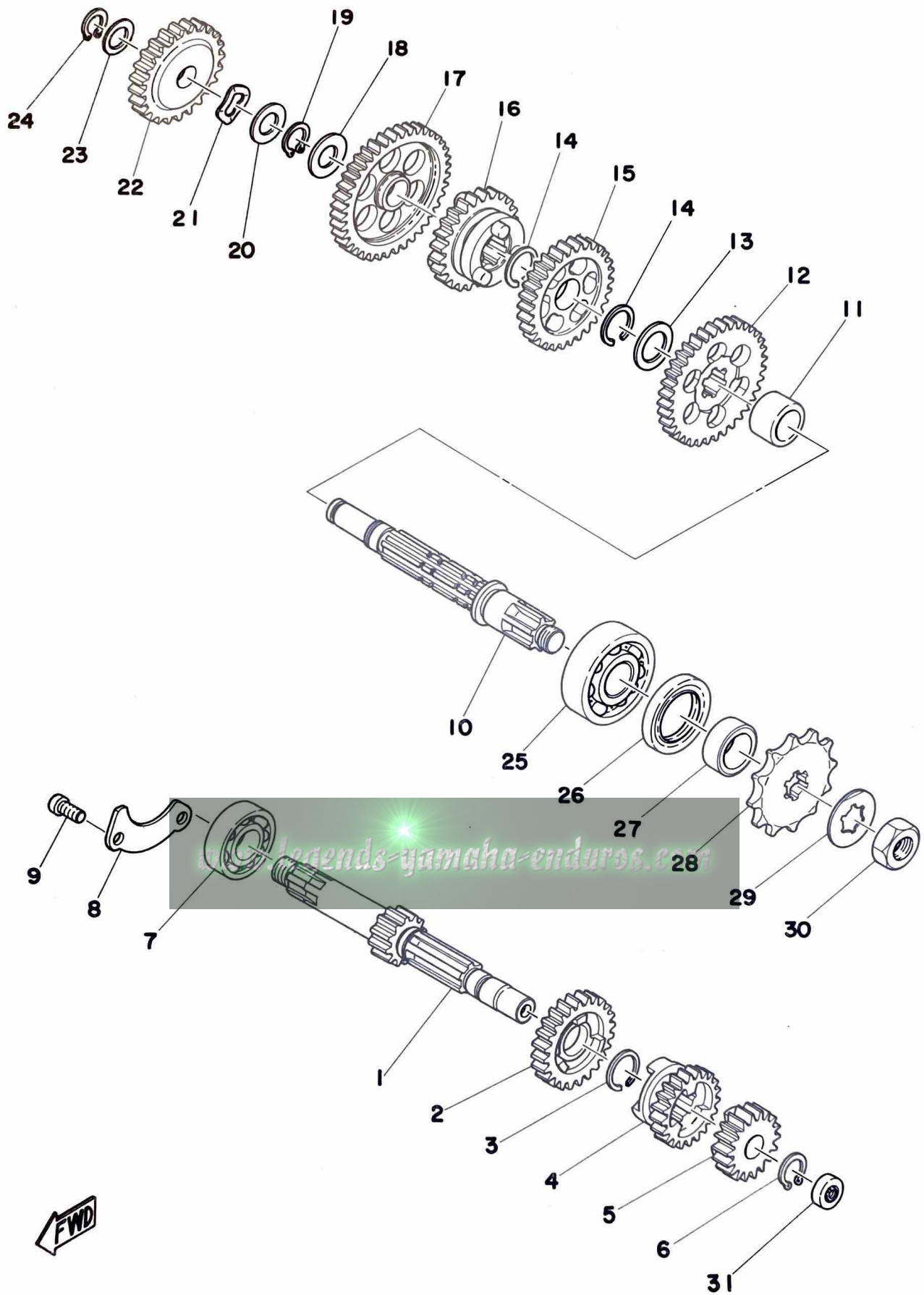
Ref. No.	Parts No.	Description	Q'ty		Applicable Machine No.	Remarks
			80C	MXC		
4- 1	353-16301-00	CLUTCH ASS'Y	1	1		
2	353-16150-01	. DRIVEN GEAR COMP.	1	1		
3	93210-98202	. O-RING	1	1		
4	90201-23315	. WASHER, plate (116-16153-00)	1	1		23-30-1.5
5	122-16164-00	. PLATE, thrust (17.2-30-2)	2	2		
6	353-16371-00	. BOSS, clutch	1	1		
7	131-16367-00	. RING, cushion	3	3		
8	131-16321-00	. PLATE, friction	3	3		
9	257-16324-00	. PLATE, clutch	2	2		
10	353-16351-00	. PLATE, pressure	1	1		
11	90119-05001	. BOLT, hexagon with washer	4	4		
12	90501-20125	. SPRING, compression (132-16333-00)	4	4		
13	90208-12015	WASHER (164-16119-00)	1	1		
14	90170-12060	NUT, hexagon (137-16377-00)	1	1		
15	137-16356-00	ROD, push 1	1	1		
16	90560-17123	SPACER (131-16181-01)	1	1		17-23-32.5
17	93503-16003	BALL (3/16 inch)	1	1		
18	353-16357-00	ROD, push 2	1	1		
19	95301-06700	NUT, hexagon	1	1		
20	90113-06013	BOLT, set (241-16343-00)	1	1		
21	241-16341-01	SCREW, push	1	1		
22	353-16396-00	HOUSING, push screw	1	1		
23	93104-11028	OIL SEAL (SO-10.5-15-3)	1	1		
24	92501-06015	SCREW, panhead	1	1		
25	451-16342-00	LEVER, push	1	1		
26	132-16346-00	HOOK, spring	1	1		
27	90506-07066	SPRING, tension (257-16345-00)	1	1		

Fig. 5 TRANSMISSION



Ref. No.	Parts No.	Description	Q'ty		Applicable Machine No.	Remarks
			80C	MXC		
5- 1	353-17411-01	AXLE, main (12T)	1	1		
2	353-17141-01	GEAR, 4th pinion (24T)	1	1		
3	93440-16030	CIRCLIP	1	1		
4	353-17131-00	GEAR, 3rd pinion (21T)	1	1		
5	353-17121-00	GEAR, 2nd pinion (17T)	1	1		
6	93410-13004	CIRCLIP (S-13)	1	1		
7	93306-20303	BEARING (6203Z)	1	1		
8	353-17471-00	PLATE, bearing cover	1	1		
9	92501-06012	SCREW, panhead	2	2		
10	353-17421-01	AXLE, drive	1	1		
11	90387-16126	COLLAR (367-17419-00)	1	1		16.2-23-13.6
12	353-17221-00	GEAR, 2nd wheel (34T)	1	1		
13	214-17428-00-09	SHIM, drive axle	1	1		
14	93440-16030	CIRCLIP	2	2		
15	353-17231-00	GEAR, 3rd wheel (30T)	1	1		
16	353-17241-00	GEAR, 4th wheel (27T)	1	1		
17	353-17211-00	GEAR, 1st wheel (39T)	1	1		
18	257-17219-00-06	SHIM (13.2-24-0.6)	1	1		
19	93410-12003	CIRCLIP (S-12)	1	1		
20	90201-13202	WASHER, plate (201-15653-00)	1	1		13.2-23-1.0
21	90206-15021	WASHER, wave (137-15643-00)	1	1		
22	353-15651-00	GEAR, kick idle (25T)	1	1		
23	90201-12163	WASHER (102-18137-00-10)	1	1		12.2-17.5-1.0
24	93410-13004	CIRCLIP (S-13)	1	1		
25	93306-30305	BEARING (6303)	1	1		
26	93102-25017	OIL SEAL (SD-25-40-5)	1	1		
27	90387-17137	COLLAR (257-17462-00)	1	1		17-25-11.1
28	257-17461-20	SPROCKET, drive (12T)	} U.R. } 1 1			STD
	257-17461-30	SPROCKET, drive (13T)				
	257-17461-40	SPROCKET, drive (14T)				
	257-17461-50	SPROCKET, drive (15T)				
29	90215-13019	WASHER, lock (257-17464-00)	1	1		

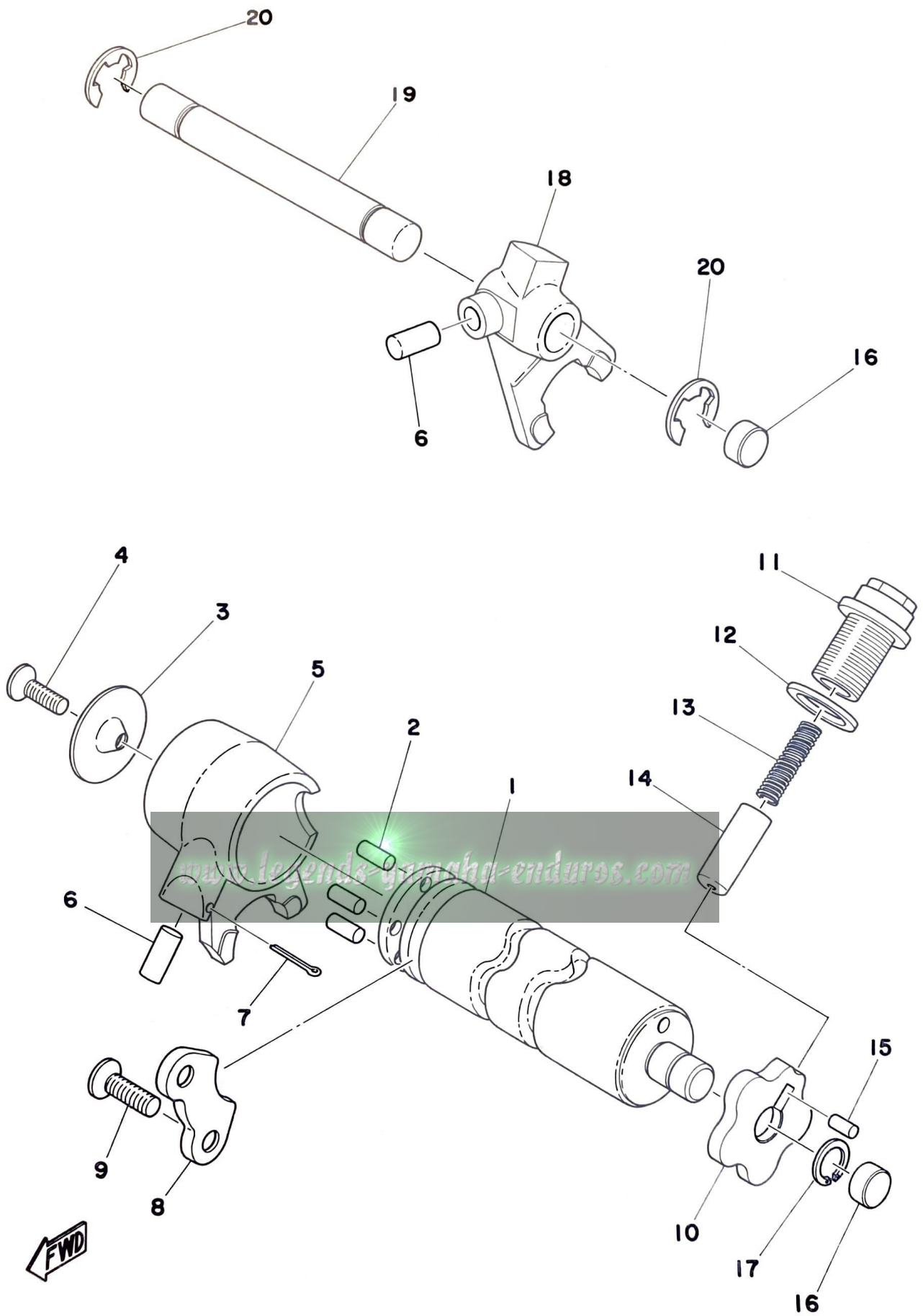
Fig. 5 TRANSMISSION



Ref. No.	Parts No.	Description	Q'ty		Applicable Machine No.	Remarks
			80C	MXC		
5-30	90179-12181	NUT, lock	1	1		
31	257-15389-00	SEAL, push rod	1	1		

www.legends-yamaha-enduros.com

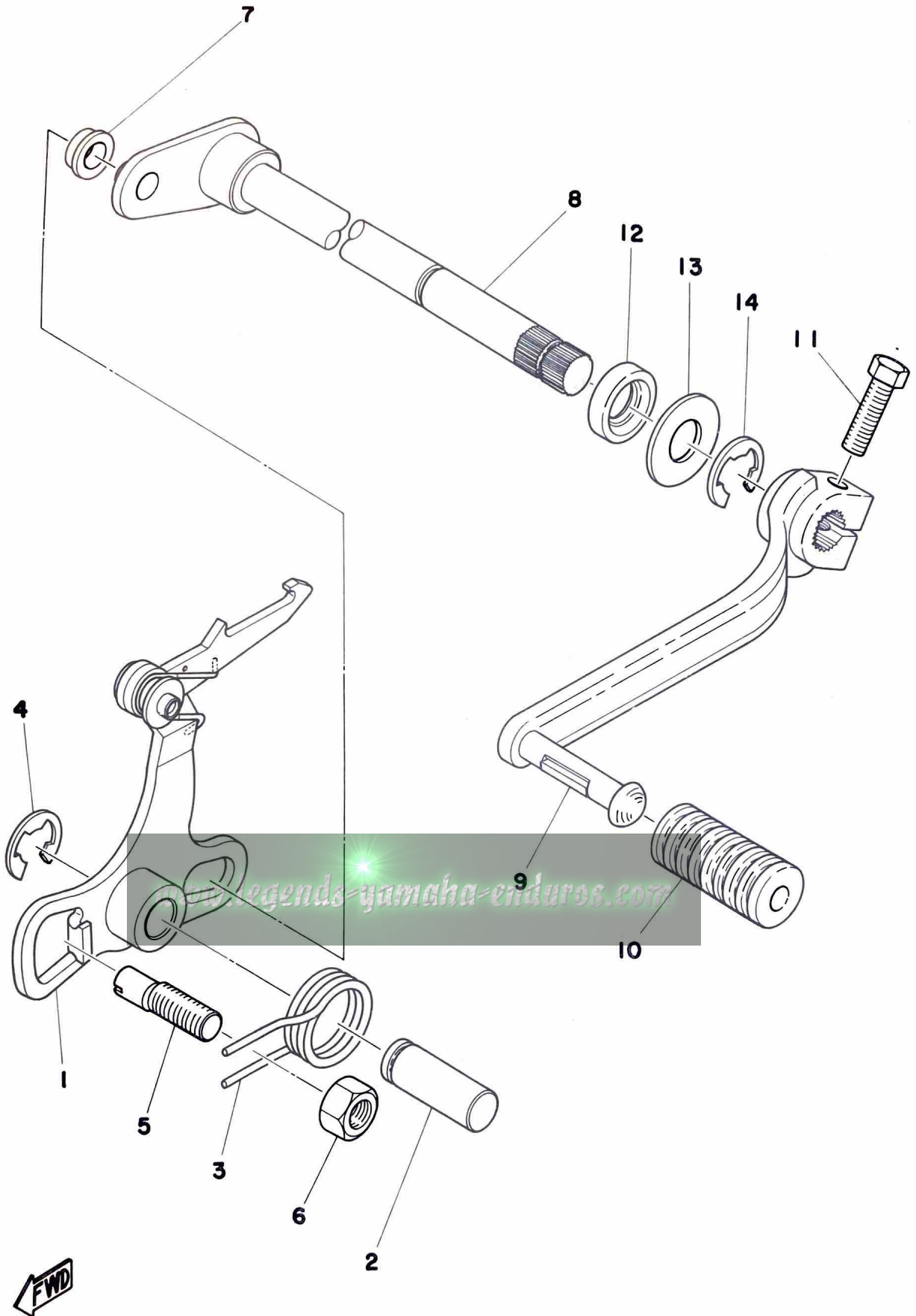
Fig. 6 SHIFTER 1



Ref. No.	Parts No.	Description	Q'ty		Applicable Machine No.	Remarks
			80C	MXC		
6- 1	367-18541-01	CAM, shift	1	1		
2	93604-10011	PIN, dowel (4-10)	4	4		
3	214-18561-00	PLATE, side	1	1		
4	98701-05012	SCREW, flathead	1	1		
5	353-18511-01	FORK, shift 1	1	1		
6	93606-14081	PIN, dowel (6-14.5)	2	2		
7	91401-25017	PIN, cotter	1	1		
8	353-18562-00	PLATE, stopper 2	1	1		
9	92701-06012	SCREW, flathead	2	2		
10	374-18141-00	PLATE, stopper 1	1	1		
11	90109-14390	BOLT	1	1		
12	137-15353-00	GASKET, drain plug	1	1		
13	90501-09292	SPRING, compression	1	1		
14	353-18547-00	STOPPER, cam	1	1		
15	93604-08071	PIN, dowel (4-7)	1	1		
16	90334-12009	PLUG, blind (296-15385-00)	2	2		
17	93440-12026	CIRCLIP	1	1		
18	353-18512-01	FORK, shift 2	1	1		
19	214-18531-00	BAR, shift fork guide	1	1		
20	93430-10016	CIRCLIP (E-10)	2	2		

www.legends-yamaha-enduros.com

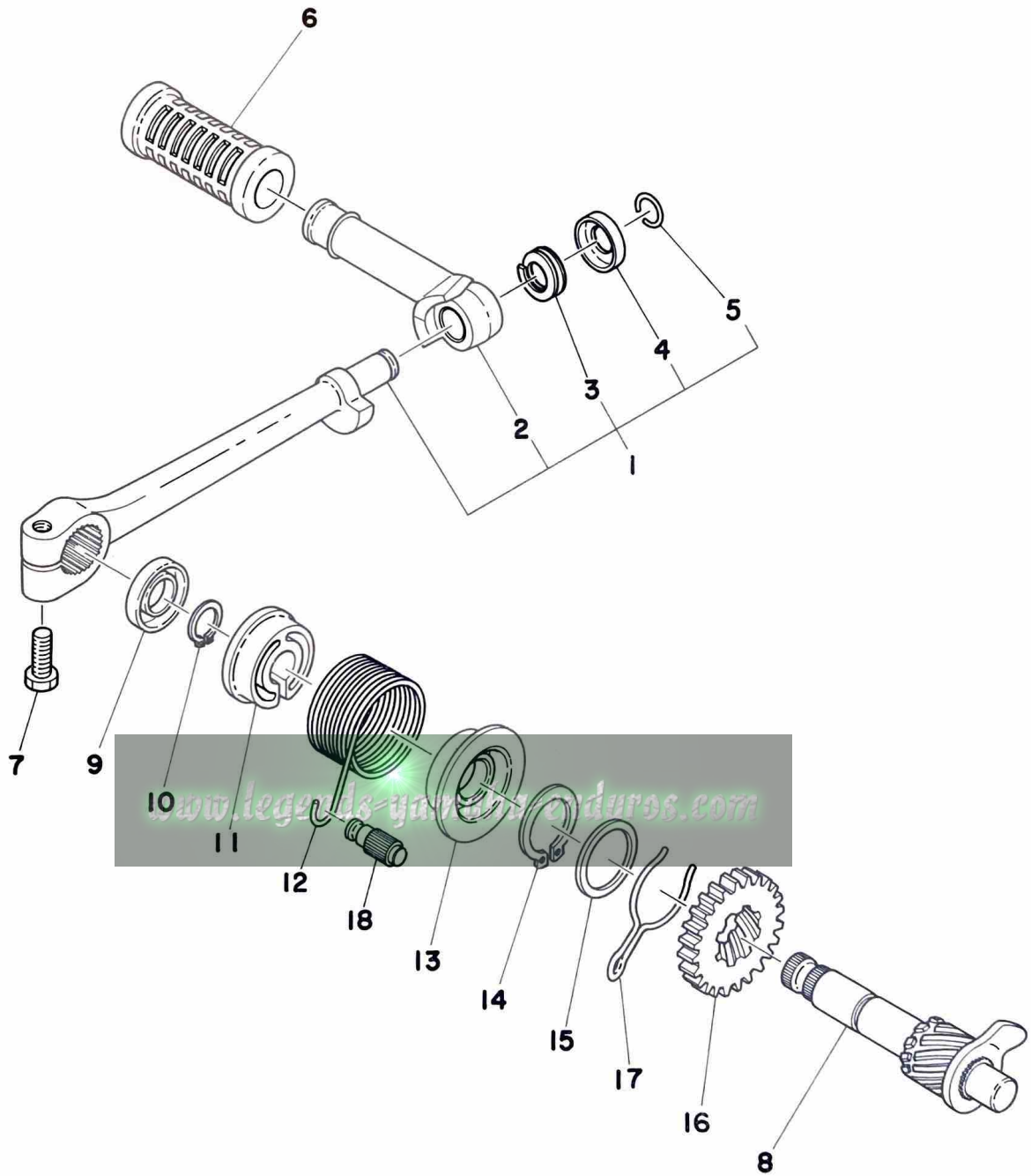
Fig. 7 SHIFTER 2



Ref. No.	Parts No.	Description	Q'ty		Applicable Machine No.	Remarks
			80C	MXC		
7- 1	353-18120-00	CHANGE LEVER ASS'Y	1	1		
2	367-18197-00	SHAFT	1	1		
3	90508-32054	SPRING, torsion (353-18124-00)	1	1		
4	93430-10016	CIRCLIP (E-10)	1	1		
5	90149-08094	SCREW, adjusting	1	1		
6	95301-08600	NUT, hexagon	1	1		
7	214-18178-00	ROLLER, change lever	1	1		
8	353-18101-00	CHANGE SHAFT ASS'Y	1	1		
9	367-18111-00-93	PEDAL, change	1	1		
10	132-18113-01	COVER, change pedal	1	1		
11	97321-06020	BOLT, hexagon	1	1		
12	93101-12004	OIL SEAL (S-12-22-5)	1	1		
13	90201-12183	WASHER, plate (132-18137-00)	1	1		12.1-25.8-1.6
14	93430-10016	CIRCLIP (E-10)	1	1		

www.legends-yamaha-enduros.com

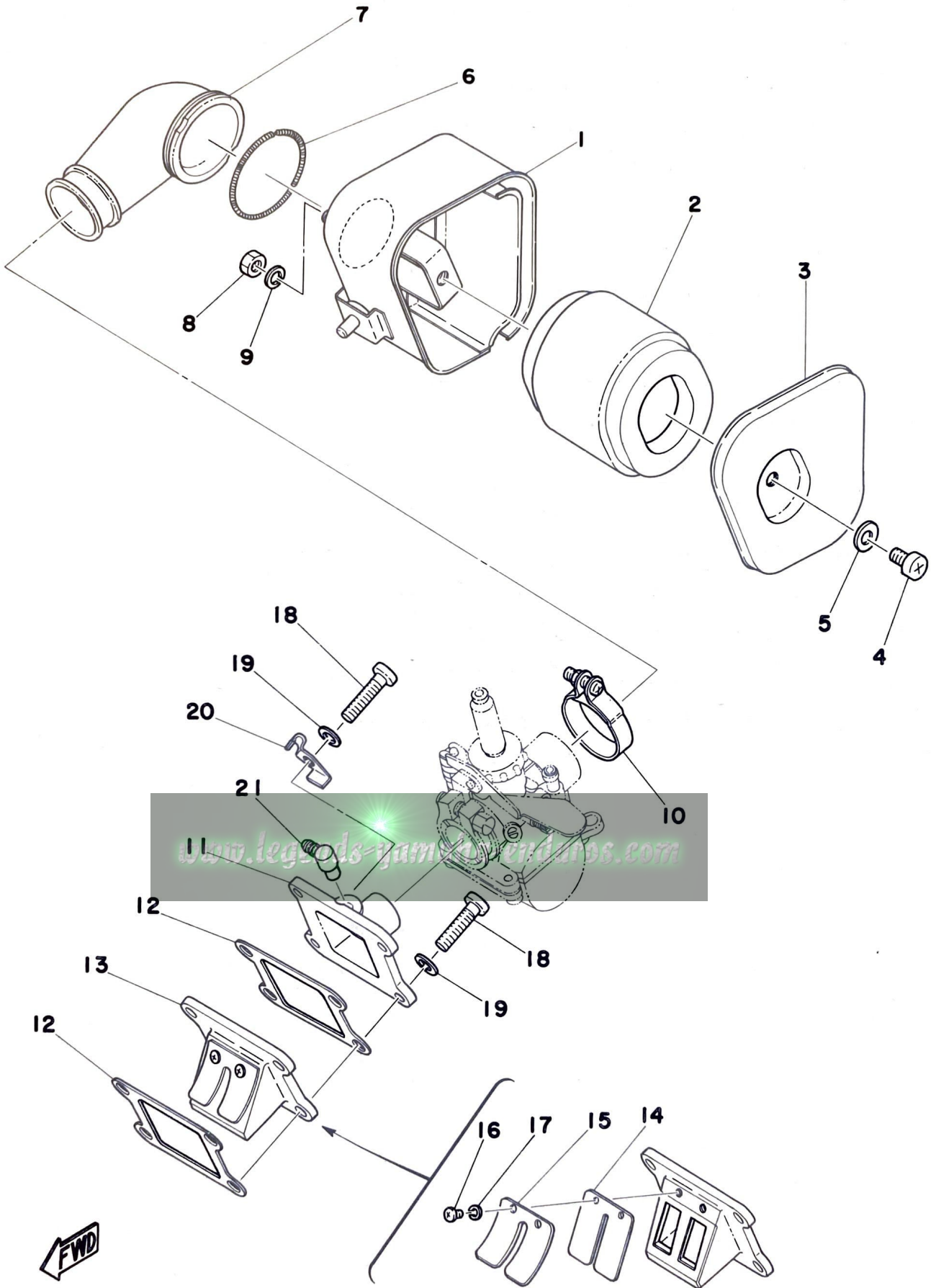
Fig. 8 KICK STARTER



Ref. No.	Parts No.	Description	Q'ty		Applicable Machine No.	Remarks
			80C	MXC		
8- 1	367-15610-01-93	KICK CRANK ASS'Y	1	1		
2	122-15612-02	. LEVER, kick	1	1		
3	90504-18005	. SPRING, compression (132-15625-01)	1	1		
4	90209-10108	. WASHER (132-15616-01)	1	1		
5	93440-10028	. CIRCLIP (132-15617-00)	1	1		
6	156-15618-01	COVER, kick lever	1	1		
7	97311-06025	BOLT	1	1		
8	353-15660-01	KICK AXLE ASS'Y	1	1		
9	93109-15001	OIL SEAL (SDO-15-26-6)	1	1		
10	93410-15005	CIRCLIP (S-15)	1	1		
11	132-15676-00	COVER, kick spring	1	1		
12	90508-26136	SPRING (304-15665-00)	1	1		
13	132-15664-00	GUIDE, kick spring	1	1		
14	93410-25017	CIRCLIP (S-25)	1	1		
15	117-15644-00	SHIM (25.1-32-1.0)	1	1		
16	353-15641-00	GEAR, kick (24T)	1	1		
17	90468-26038	CLIP (353-15687-00)	1	1		
18	248-15668-00	STOPPER, kick spring	1	1		

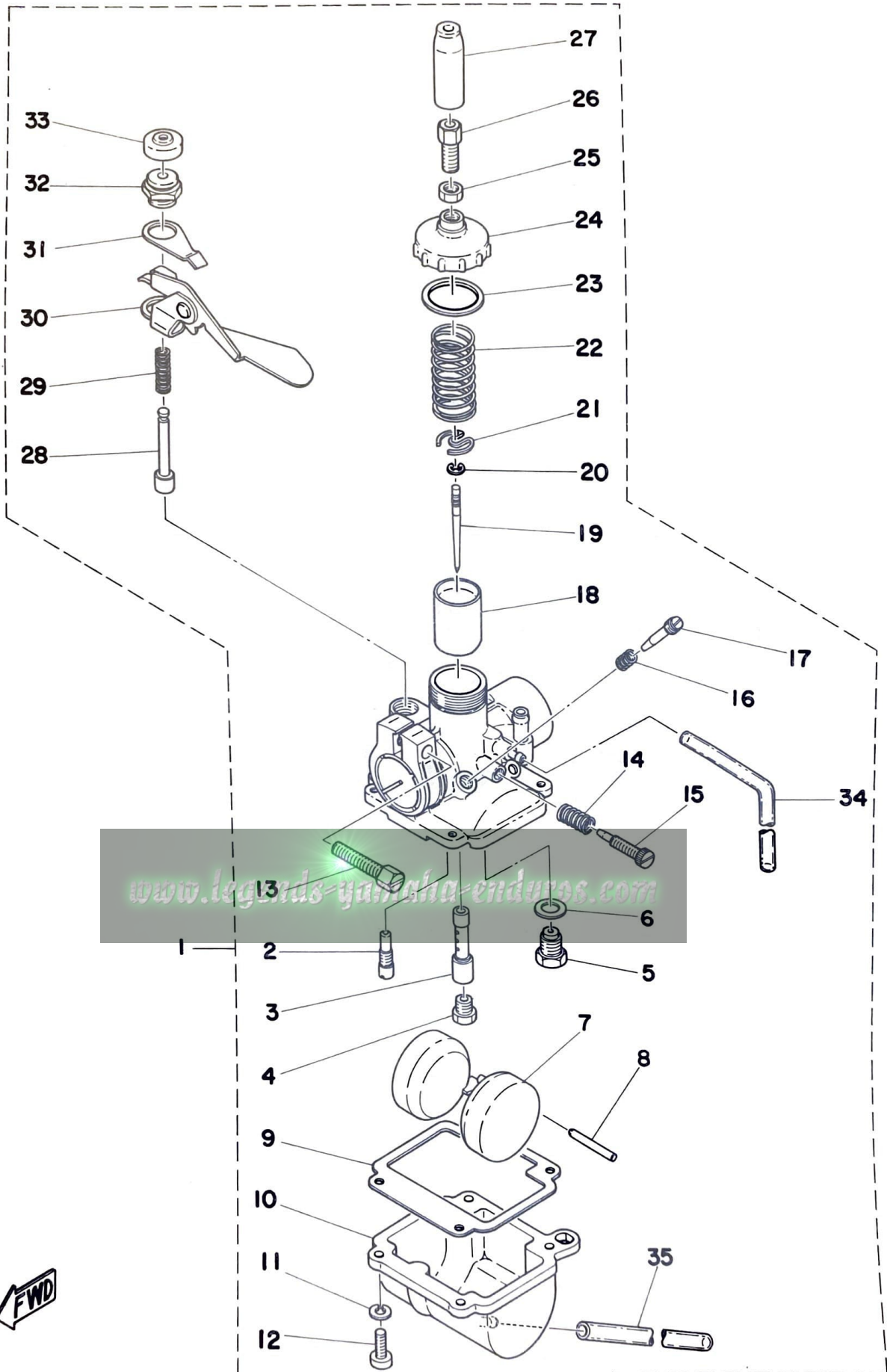
www.legends-yamaha-enduros.com

Fig. 9 INTAKE



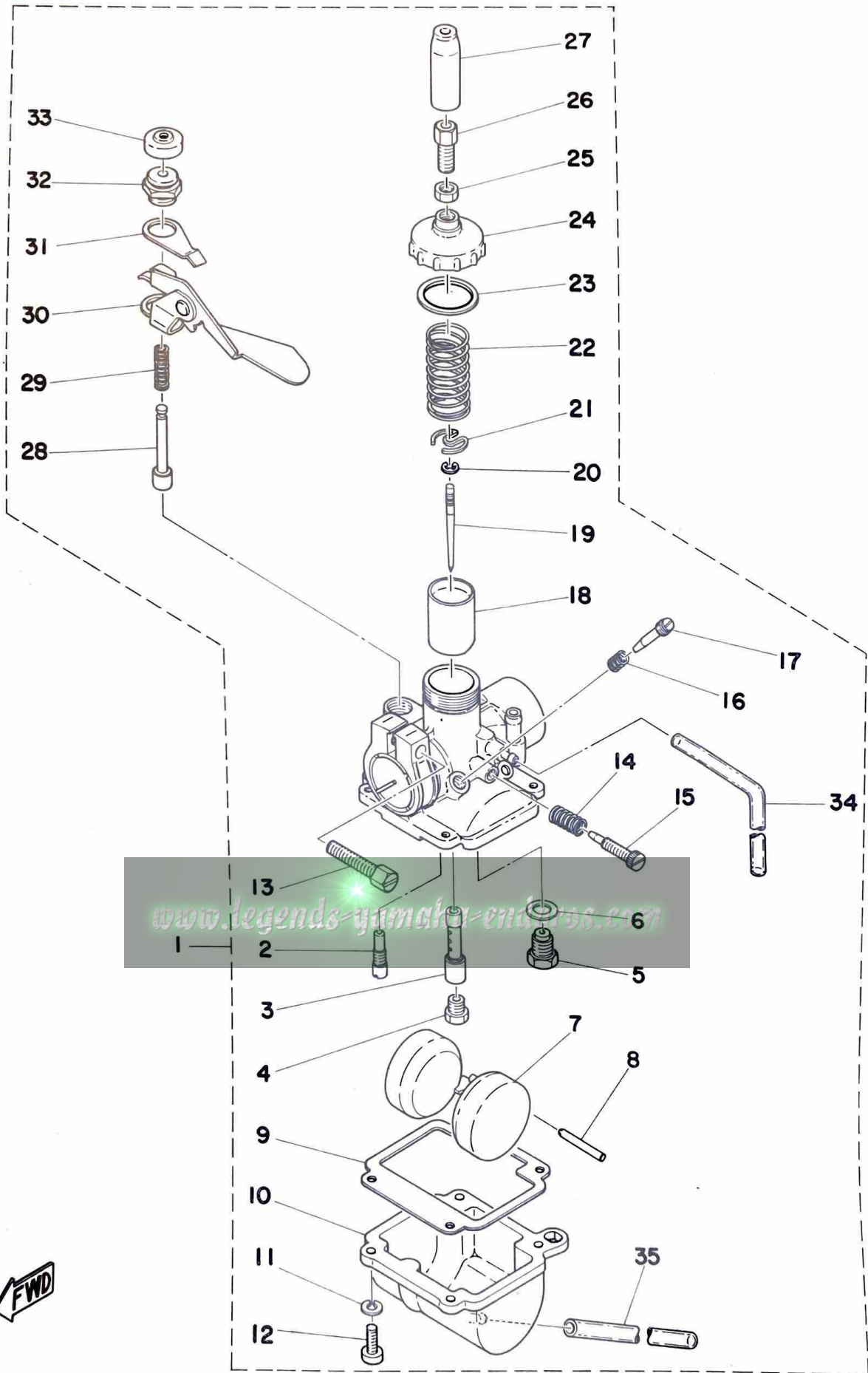
Ref. No.	Parts No.	Description	Q'ty		Applicable Machine No.	Remarks
			80C	MXC		
9- 1	367-14411-00	CASE, air cleaner	1	1		
2	367-14451-01	ELEMENT, air cleaner	1	1		
3	367-14412-00	CAP, cleaner case	1	1		
4	92501-06010	SCREW, panhead	1	1		
5	92901-06200	WASHER, plain	1	1		
6	90506-06075	BAND (367-14455-01)	1	1		
7	367-14453-01	JOINT, air cleaner	1	1		
8	95301-06600	NUT, hexagon	2	2		
9	92901-06100	WASHER, spring	2	2		
10	90460-33013	CLAMP, hose (353-14455-00)	1	1		
11	367-13565-00-Y4	JOINT	1			Metallic Silver
	367-13565-00-98	JOINT		1		Frosting Black
12	353-13621-00	PACKING, valve seat	2	2		
13	353-13610-01	REED VALVE ASS'Y	1	1		
14	314-13613-00	. VALVE, reed	1	1		
15	314-13616-01	. STOPPER, reed valve	1	1		
16	98512-03008	. SCREW, panhead	2	2		
17	92901-03100	. WASHER, spring	2	2		
18	92501-06020	SCREW, panhead	4	4		
19	92901-06100	WASHER, spring	4	4		
20	367-15378-00	HOLDER	1	1		
21	278-13552-01	NOZZLE	1	1		

Fig. 10 CARBURETOR



Ref. No.	Parts No.	Description	Q'ty		Applicable Machine No.	Remarks
			80C	MXC		
10- 1	367-14301-61	CARBURETOR ASS'Y	1			
	367-14301-61-33	CARBURETOR ASS'Y		1		Yamaha Black
2	367-14342-17	. JET, pilot (#34)	1	1		
3	288-14341-03	. NOZZLE, main	1	1		
4	288-14343-46	. JET, main (#92)	}	U.R 1	}	U.R 1
	288-14343-47	. JET, main (#94)				
	288-14343-48	. JET, main (#96)				
5	367-14390-14	. VALVE SEAT ASS'Y (#1.4)	1	1		
6	367-14195-00	. WASHER, valve seat	1	1		
7	367-14385-00	. FLOAT	1	1		
8	367-14386-00	. PIN, float	1	1		
9	367-14384-00	. GASKET	1	1		
10	367-14381-00	. BODY, float chamber	1			
	367-14381-00-33	. BODY, float chamber		1		Yamaha Black
11	92901-04100	. WASHER, spring	4	4		
12	98501-04010	. SCREW, panhead	4	4		
13	367-14125-00	. SCREW, body fitting	1	1		
14	646-14212-00	. SPRING, pilot adjusting	1	1		
15	367-14211-00	. SCREW, pilot adjusting	1	1		
16	367-14337-00	. SPRING, air adjusting	1	1		
17	367-14323-00	. SCREW, air adjusting	1	1		
18	367-14312-10	. VALVE, throttle (#1.0)	1	1		
19	288-14336-03	. NEEDLE	1	1		
20	288-14137-00	. CLIP	1	1		
21	367-14136-00	. SEAT, spring	1	1		
22	367-14331-00	. SPRING, throttle valve	1	1		
23	367-14126-00	. PACKING	1	1		
24	367-14168-00	. CAP, mixing chamber	1			
	367-14168-00-33	. CAP, mixing chamber		1		Yamaha Black
25	288-14161-00	. NUT, wire adjusting	1	1		
26	288-14124-00	. SCREW, wire adjusting	1	1		
27	367-14169-00	. CAP	1	1		

Fig. 10 CARBURETOR



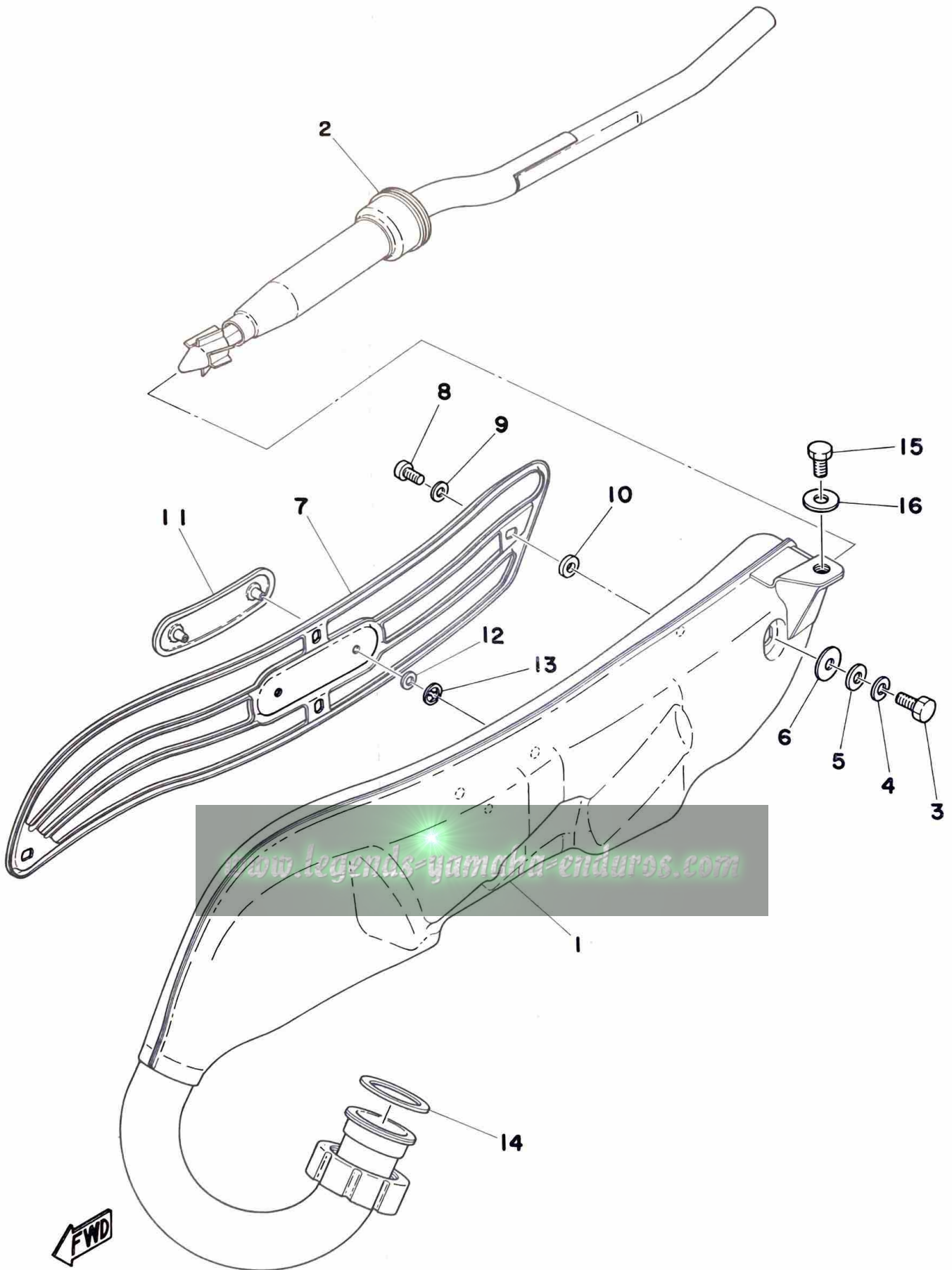
www.legends-yamaha-enthusiast.com



Ref. No.	Parts No.	Description	Q'ty		Remarks
			80C	MXC	
10-28	367-14371-00	. PLUNGER, starter	1	1	
29	367-14335-00	. SPRING, plunger	1	1	
30	367-14375-00	. LEVER, starter	1	1	
31	367-14377-00	. STOPPER	1	1	
32	367-14374-00	. CAP, plunger	1	1	
33	367-14373-00	. COVER, plunger cap	1	1	
34	367-14348-00	. PIPE (3 ϕ -190)	1	1	
35	367-14396-00	. PIPE, over flow (3 ϕ -100)	1	1	

www.legends-yamaha-enduros.com

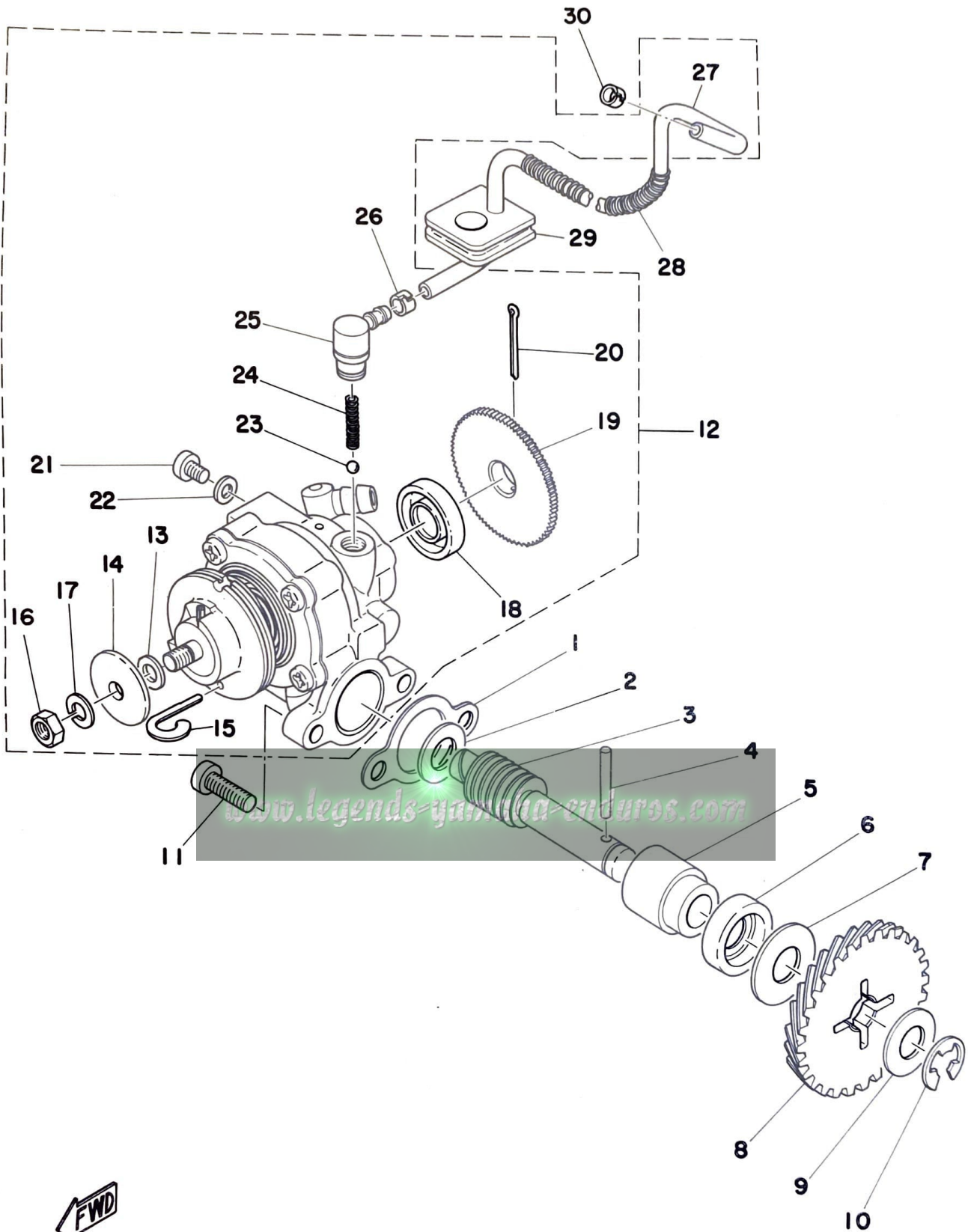
Fig. 11 EXHAUST



Ref. No.	Parts No.	Description	Q'ty		Applicable Machine No.	Remarks
			80C	MXC		
11- 1	367-14610-31	EXHAUST PIPE ASS'Y	1	1		
2	367-14752-30	. PIPE, outlet	1	1		
3	97301-06015	. BOLT, hexagon	1	1		
4	92901-06100	. WASHER, spring	1	1		
5	90201-06052	. WASHER, plate (136-22316-00)	1	1		6.5-15-1.2
6	90430-05010	GASKET (288-14623-00)	1	1		
7	367-14718-30	PROTECTOR, muffler	1	1		
8	91903-06010	SCREW, bind	4	4		
9	90202-06010	WASHER, plate (178-14766-00)	4	4		6.2-12-1.5
10	90202-05005	WASHER, plate (214-14766-00)	4	4		5.7-12-3.0
11	393-14729-30	EMBLEM, protector	1			
	367-14729-31	EMBLEM, protector		1		
12	90202-04003	WASHER, plate (174-28316-00)	2	2		4-10-1.0
13	90183-04005	NUT (116-28317-01)	2	2		
14	132-14613-00	GASKET, exhaust	1	1		
15	97301-08015	BOLT	1	1		
16	92901-08200	WASHER, plain	1	1		

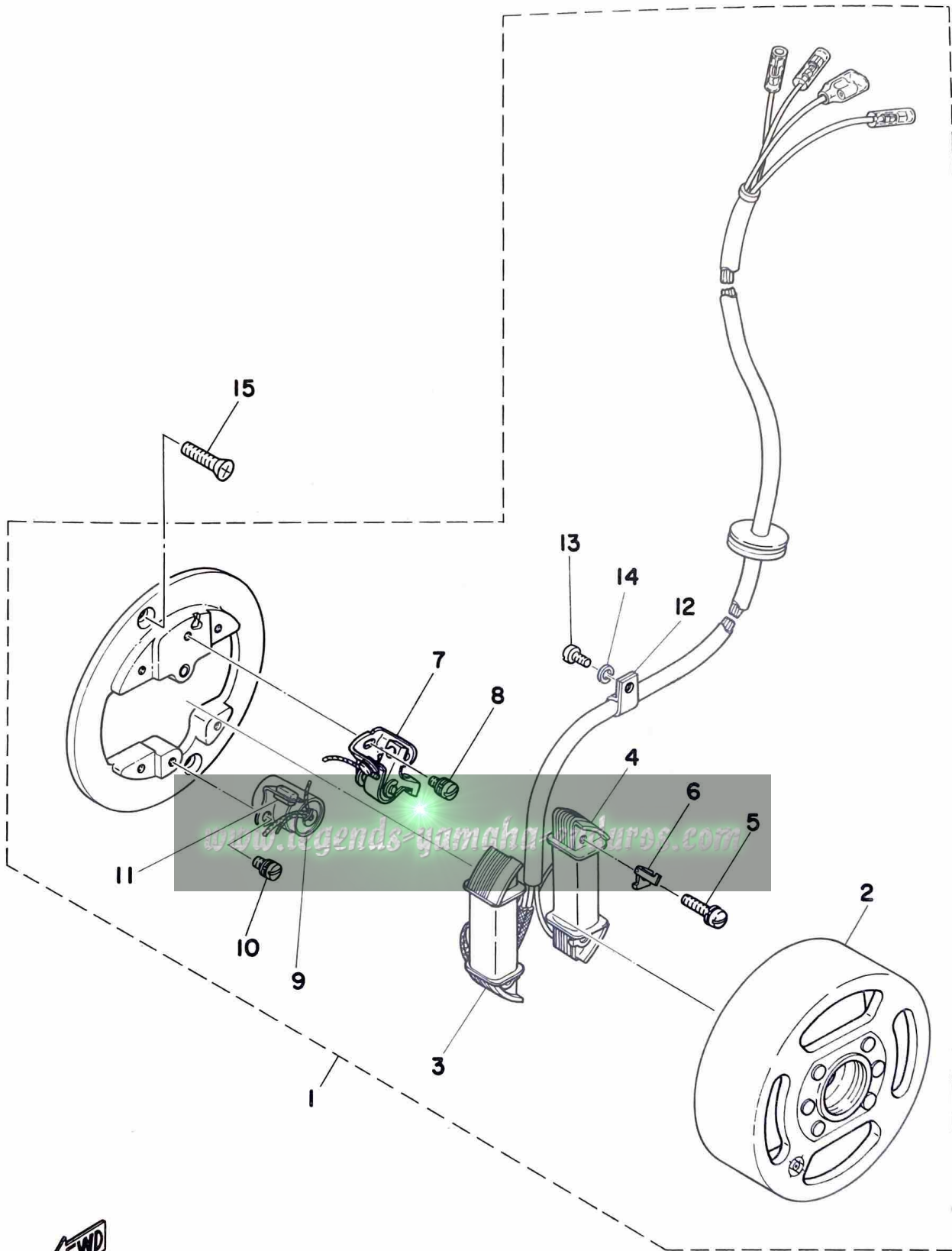
www.legends-yamaha-enduros.com

Fig. 12 OIL PUMP



Ref. No.	Parts No.	Description	Q'ty		Applicable Machine No.	Remarks
			80C	MXC		
12- 1	126-13116-00	GASKET, pump case	1	1		
2	256-17837-00	SHIM	1	1		
3	257-13175-00	SHAFT, worm	1	1		
4	93603-22028	PIN, dowel (3-21.8)	1	1		
5	137-13176-00	METAL, worm shaft outer	1	1		
6	93101-10001	OIL SEAL (S-10-21-5)	1	1		
7	90201-10138	WASHER, plate (257-13177-00)	1	1		10.5-25-1.0
8	353-13178-00	GEAR, drive (28T)	1	1		
9	90201-10129	WASHER, plate (101-18137-00)	1	1		10.5-20-1.0
10	93440-08001	CIRCLIP	1	1		
11	98501-05015	SCREW, panhead	2	2		
12	367-13101-00	OIL PUMP ASS'Y	1	1		
13	137-13137-00-10	. SHIM, plunger (5.8-10-0.1)	1	1		
14	137-13138-01	. PLATE, adjusting	1	1		
15	367-13146-01	. COVER, adjust pulley	1	1		
16	95301-05600	. NUT, hexagon	1	1		
17	92901-05100	. WASHER, spring	1	1		
18	93101-10001	. OIL SEAL (S-10-21-5)	1	1		
19	353-13128-00	. PLATE, starter	1	1		
20	91401-12018	. PIN, cotter	1	1		
21	98901-04008	. SCREW, bind	1	1		
22	90430-04004	. GASKET (137-13187-00)	1	1		
23	93505-32002	. BALL (5/32 inch)	1	1		
24	90501-02217	. SPRING, check ball	1	1		
25	353-13552-01	. NOZZLE	1	1		
26	90468-02033	. CLIP (214-13164-00)	1	1		
27	90445-05217	. HOSE (353-13161-00)	1	1		3-240
28	90501-06025	SPRING, compression (367-13187-00)	1	1		
29	248-13174-00	HOLDER, oil pipe	1	1		
30	90468-02033	CLIP (214-13164-00)	1	1		

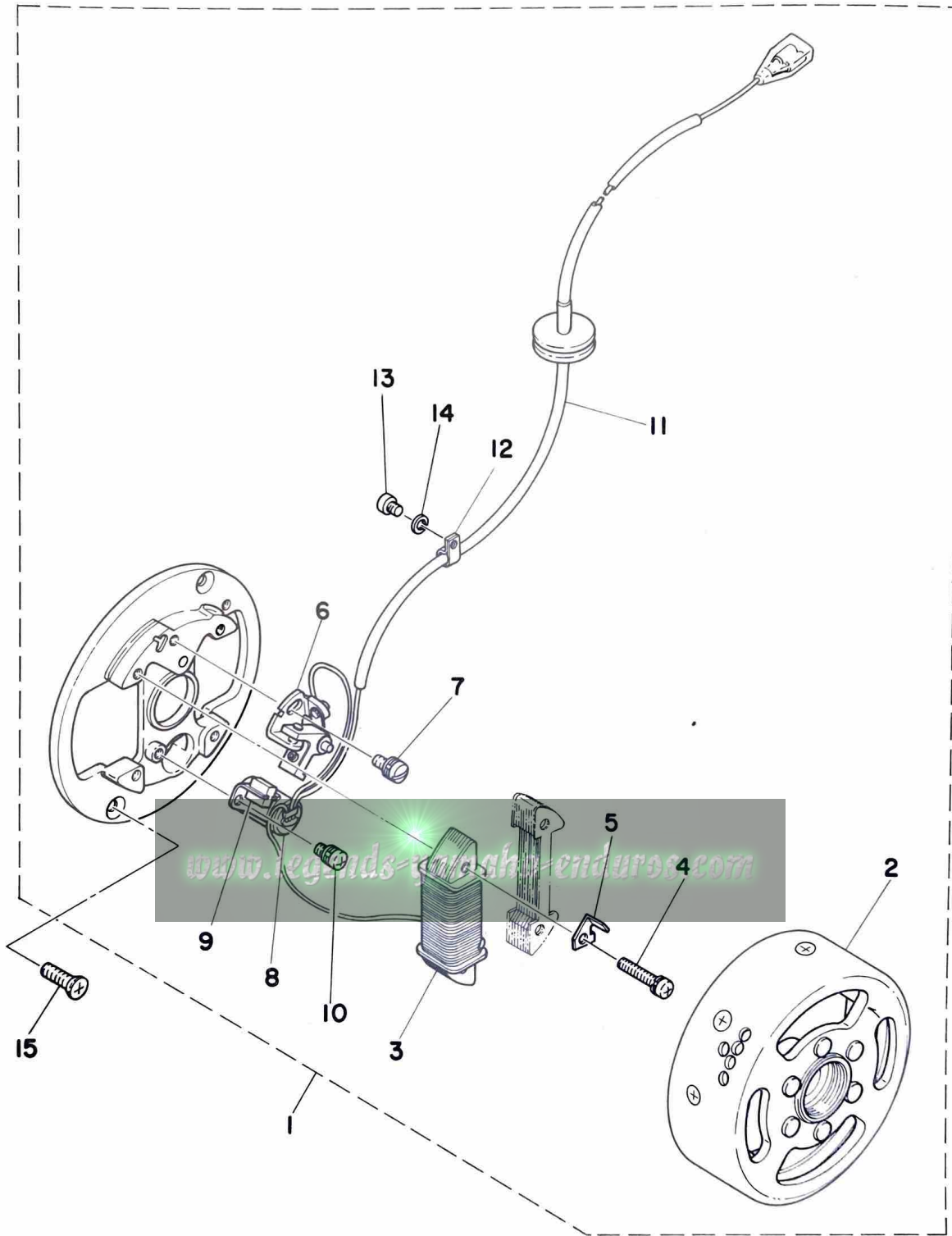
Fig. 13 FLYWHEEL MAGNETO



Ref. No.	Parts No.	Description	Q'ty		Remarks
			80C	MXC	
13- 1	368-81300-11	FLYWHEEL MAGNETO ASS'Y	1	
2	368-81350-10	. ROTOR ASS'Y	1	
3	368-81311-10	. COIL, source	1	
4	368-81313-10	. COIL, lighting	1	
5	110-81348-21	. SCREW	4	
6	296-81332-10	. PLATE, timing	1	
7	207-81321-10	. CONTACT BREAKER ASS'Y	1	
8	110-81347-21	. SCREW	1	
9	207-81326-10	. CONDENSER	1	
10	110-81346-21	. SCREW	1	
11	207-81331-10	. LUBRICATOR	1	
12	109-81328-10	. CLAMP, lead	1	
13	164-81246-21	. SCREW, panhead	1	
14	92901-04100	. WASHER, spring	1	
15	98701-05015	SCREW, flathead	2	

www.legends-yamaha-enduros.com

Fig. 14 FLYWHEEL MAGNETO



Ref. No.	Parts No.	Description	Q'ty		Remarks
			80C	MXC	
14- 1	367-81300-21	FLYWHEEL MAGNETO ASS'Y	1	
2	367-81350-20	. ROTOR ASS'Y	1	
3	207-81312-21	. COIL, source	1	
4	110-81348-21	. SCREW	2	
5	296-81332-20	. PLATE, timing	1	
6	296-81321-21	. CONTACT BREAKER ASS'Y	1	
7	110-81347-21	. SCREW	1	
8	296-81325-20	. CONDENSER	1	
9	116-81331-20	. LUBRICATOR	1	
10	110-81346-21	. SCREW	1	
11	367-81315-20	. LEAD WIRE ASS'Y	1	
12	367-81328-20	. CLAMP, lead	1	
13	164-81246-21	. SCREW, panhead	1	
14	92901-04100	. WASHER, spring	1	
15	98701-05015	SCREW, flathead	2	

www.legends-yamaha-enduros.com

CHASSIS

www.legends-yamaha-enduros.com


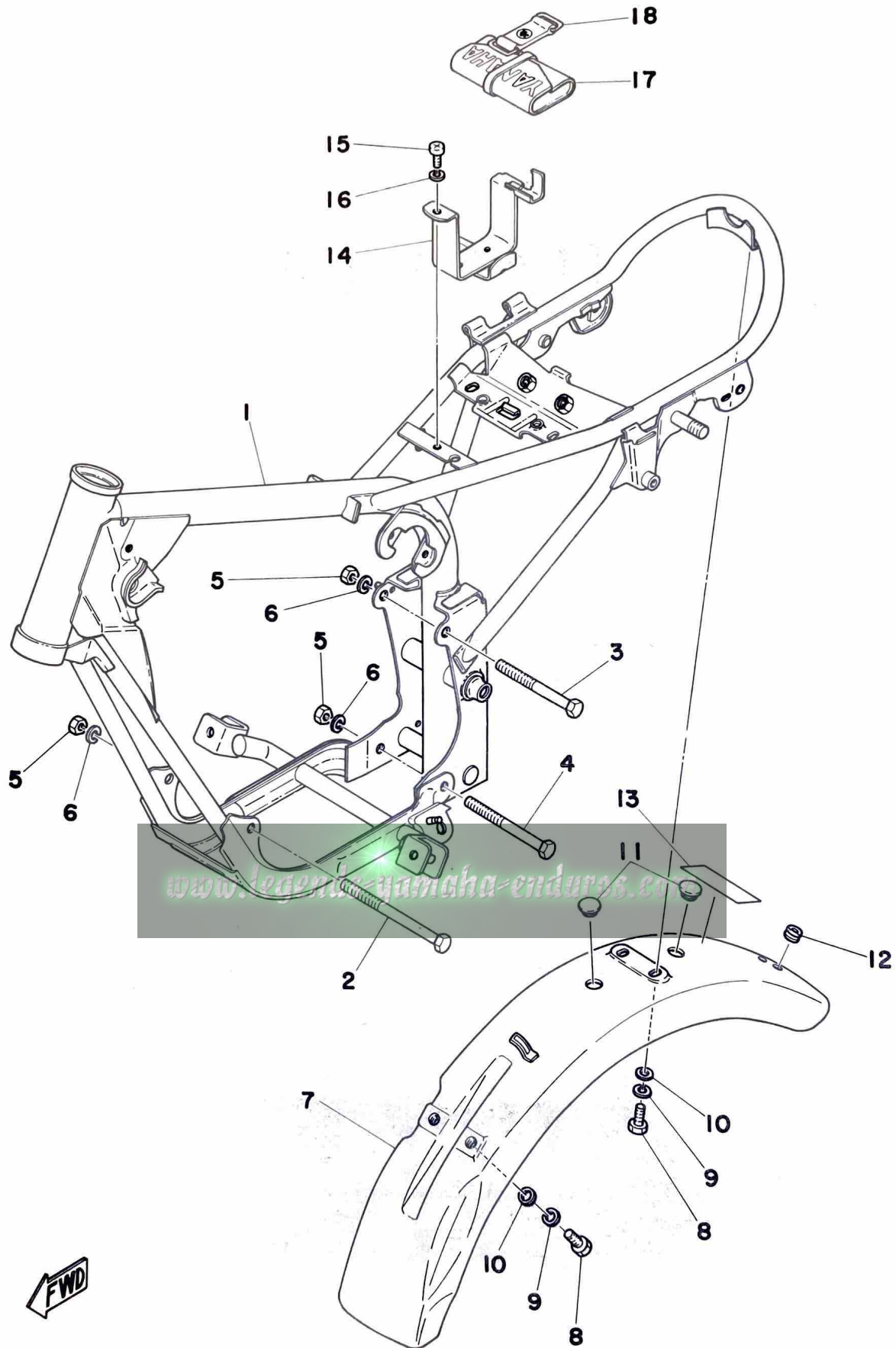


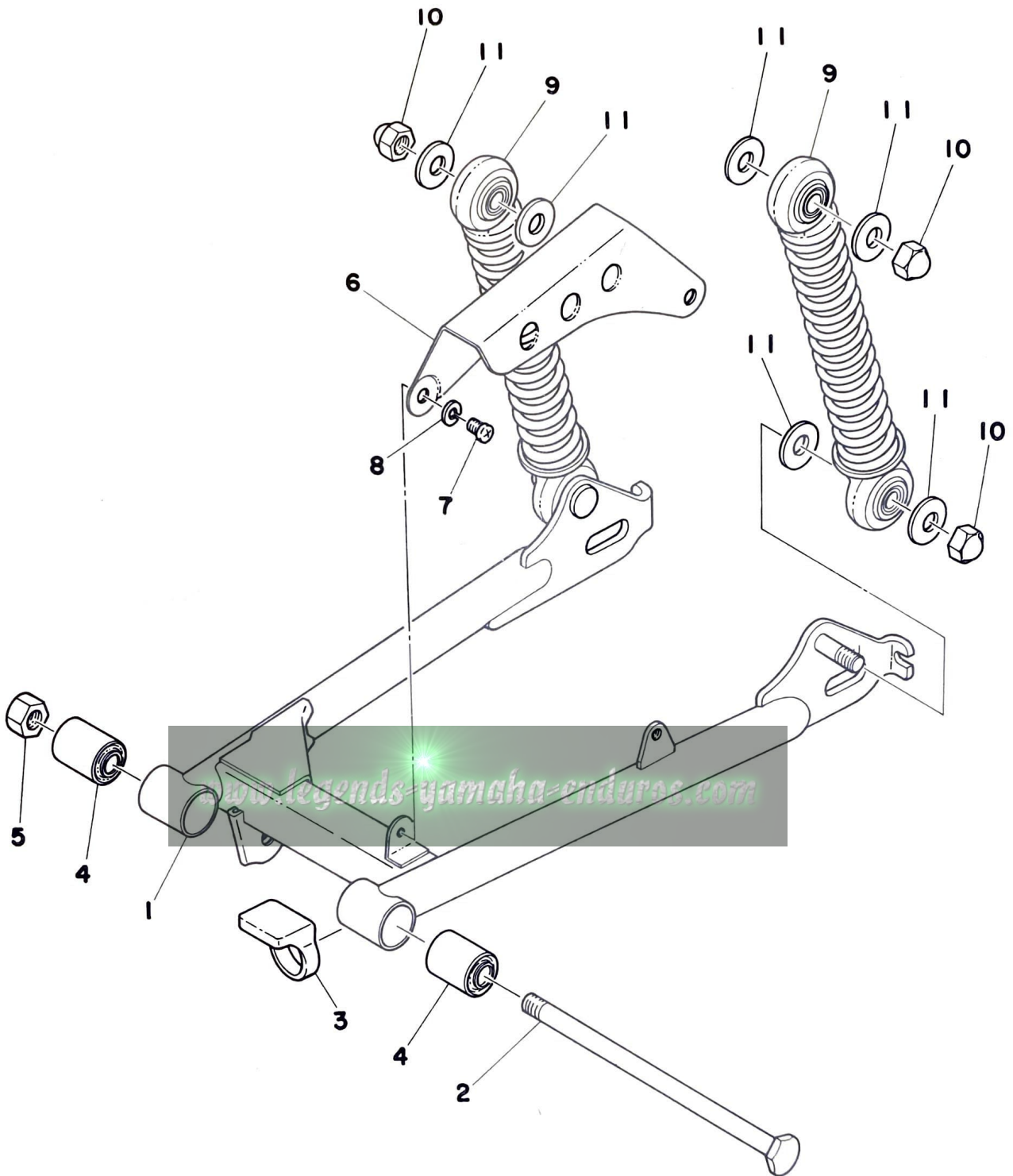
Fig. 15 FRAME · REAR FENDER



Ref. No.	Parts No.	Description	Q'ty		Applicable Machine No.	Remarks
			80C	MXC		
15- 1	367-21110-10-33	FRAME COMP.	1	1		Yamaha Black
2	95821-08120	BOLT, flange	1	1		
3	95821-08090	BOLT, flange	1	1		
4	95821-08095	BOLT, flange	1	1		
5	95701-08100	NUT, flange	3	3		
6	92901-08100	WASHER, spring	3	3		
7	367-21610-00-20	REAR FENDER COMP.	1			Crystal Silver
	367-21610-00-36	REAR FENDER COMP.		1		White
8	97301-06012	BOLT, hexagon	4	4		
9	92901-06100	WASHER, spring	4	4		
10	92901-06600	WASHER, plate	4	4		
11	214-84154-60	GROMMET		2		
12	90338-07043	PLUG, blind (288-83319-00)		2		
13	338-21659-00	LABEL, street warning	1			
	367-21659-00	LABEL, warning		1		
14	368-21240-00	BATTERY BOX COMP.	1			
15	92501-06012	SCREW, panhead	1			
16	92901-06100	WASHER, spring	1			
17	367-28100-11	TOOL ASS'Y	1	1		
18	288-21376-00	BAND, tool	1	1		

www.legends-yamaha-enduros.com

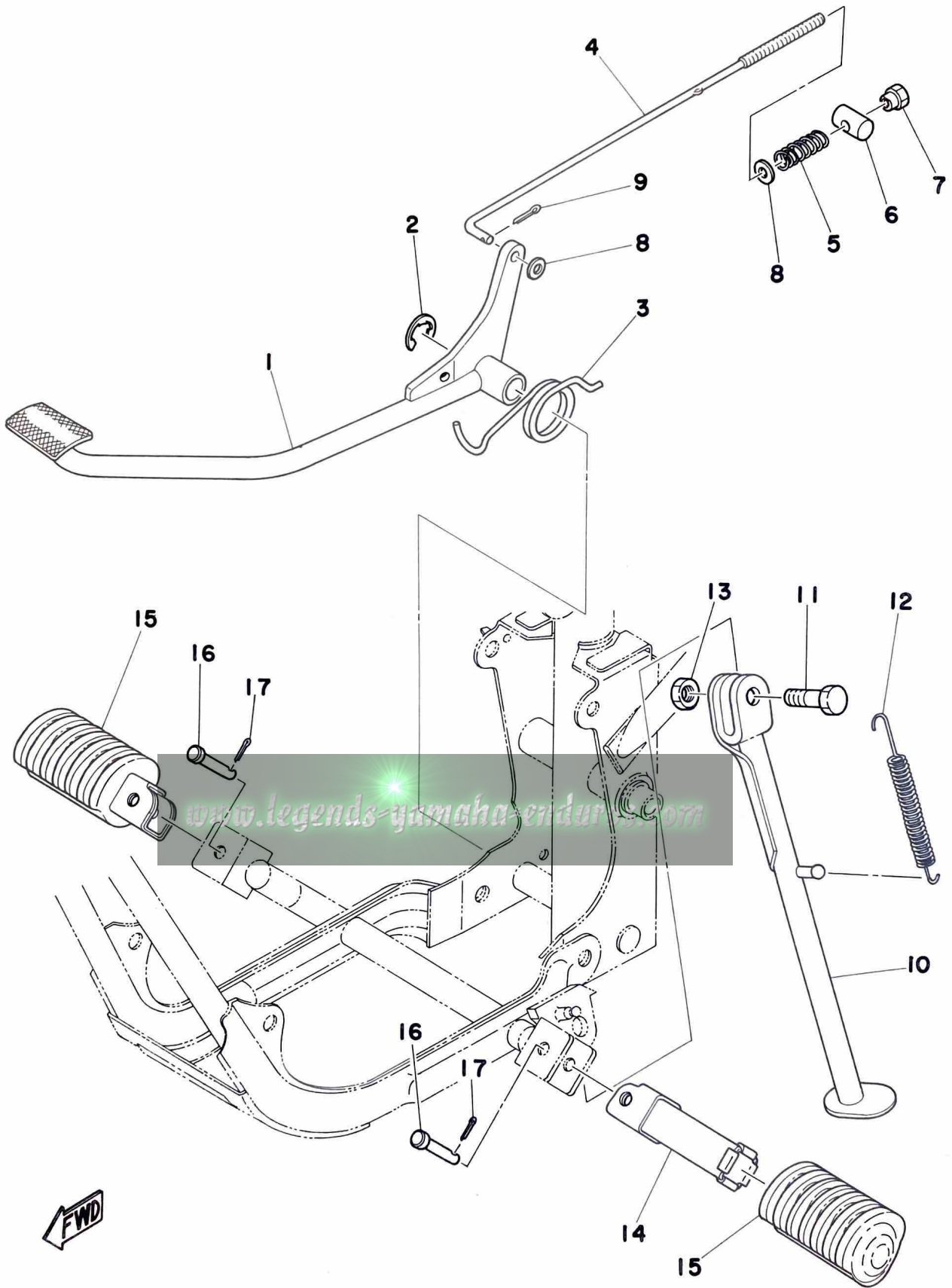
Fig. 16 REAR ARM · REAR CUSHION · CHAIN CASE



Ref. No.	Parts No.	Description	Q'ty		Applicable Machine No.	Remarks
			80C	MXC		
16- 1	367-22110-00-33	REAR ARM COMP.	1	1		Yamaha Black
2	288-22141-00	SHAFT, pivot	1	1		
3	183-22151-00	SEAL, guard	1	1		
4	102-22123-00	BUSHING, rear arm	2	2		
5	95301-10600	NUT, hexagon	1	1		
6	288-22311-00-33	CHAIN CASE, half	1	1		Yamaha Black
7	98501-05008	SCREW, panhead	2	2		
8	92901-05100	WASHER, spring	2	2		
9	367-22210-20	REAR CUSHION ASS'Y	2	2		
10	90176-10013	NUT, crown	4	4		
11	90201-10140	WASHER, plate (102-22243-00)	8	8		10-25-2.0



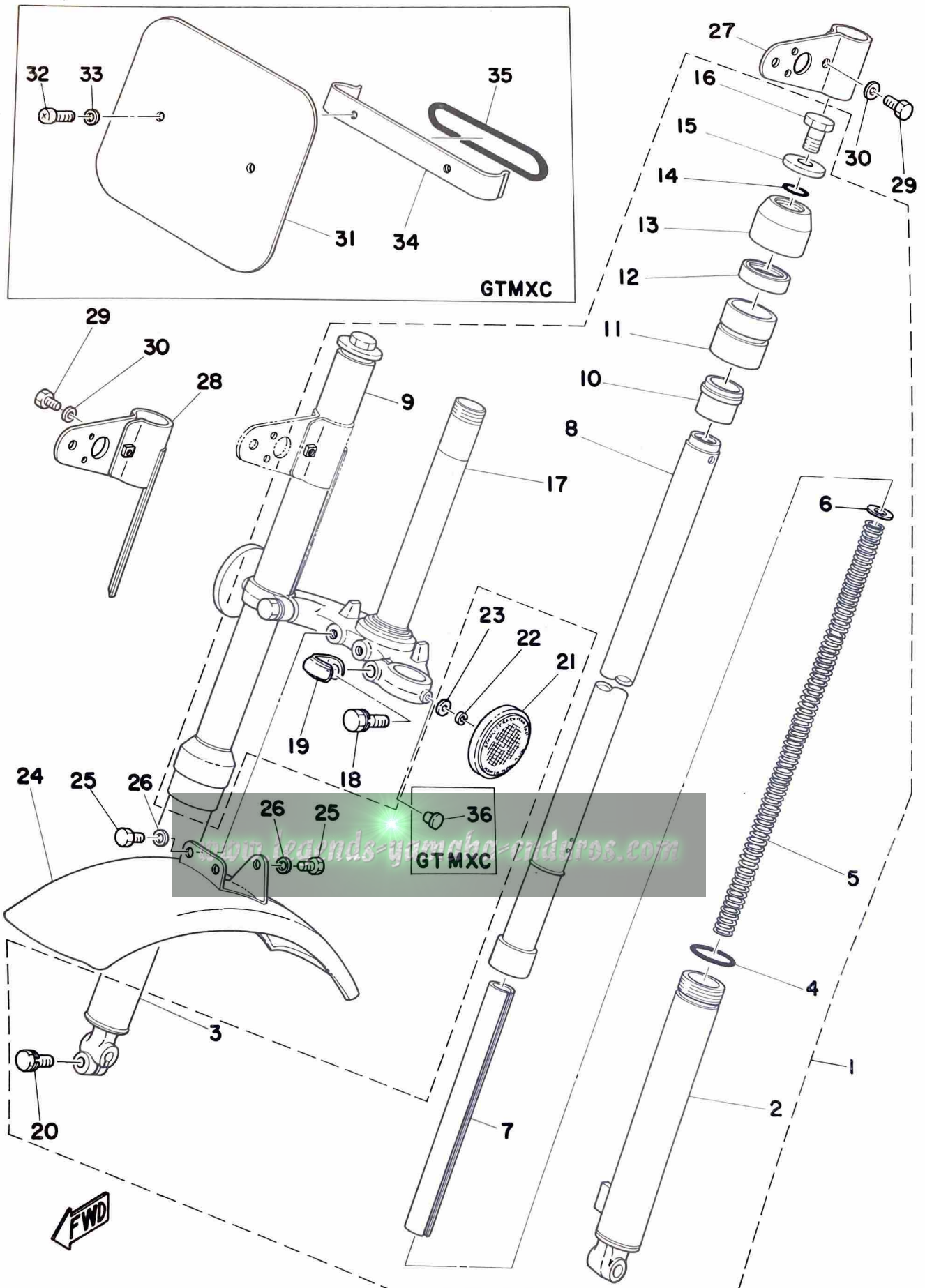
Fig. 17 STAND · FOOTREST · BRAKE PEDAL



Ref. No.	Parts No.	Description	Q'ty		Applicable Machine No.	Remarks
			80C	MXC		
17- 1	367-27211-00	PEDAL, brake	1	1		
2	93430-12008	CIRCLIP (E-12)	1	1		
3	90508-32056	SPRING, torsion (183-27216-00)	1	1		
4	288-27231-00	ROD, brake	1	1		
5	90501-10245	SPRING, compression (180-27236-00)	1	1		
6	90249-12008	PIN (156-27237-00)	1	1		
7	90179-06176	NUT	1	1		
8	92901-06600	WASHER, plate	2	2		
9	91401-20012	PIN, cotter	1	1		
10	367-27311-02-33	STAND, side	1	1		
11	90109-08031	BOLT (137-27317-00)	1	1		
12	90506-25047	SPRING, tension (150-27316-00)	1	1		
13	90185-08055	NUT	1	1		
14	214-27421-00	FOOTREST	2	2		
15	214-27413-00	COVER, footrest	2	2		
16	91501-08038	PIN, clevis	2	2		
17	91401-20015	PIN, cotter	2	2		

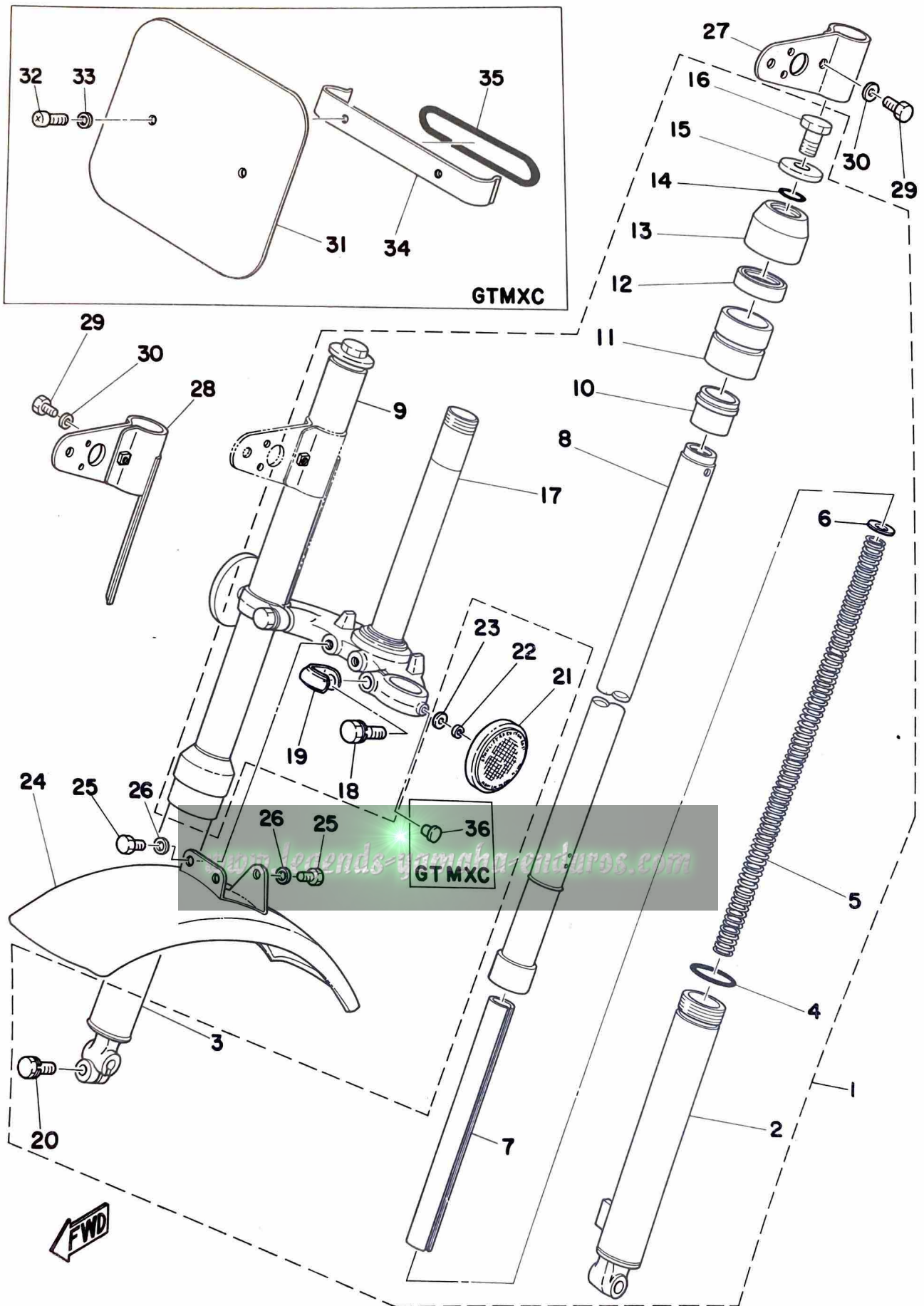
www.legends-yamaha-enduros.com

Fig. 18 FRONT FORK · FRONT FENDER



Ref. No.	Parts No.	Description	Q'ty		Applicable Machine No.	Remarks
			80C	MXC		
18- 1	367-23101-61-35	FRONT FORK ASS'Y	1	1		Silver
2	367-23126-61-35	. TUBE, outer left	1	1		Silver
3	367-23136-61-35	. TUBE, outer right	1	1		Silver
4	207-23147-00	. O-RING	2	2		
5	367-23141-61	. SPRING, fork	2	2		
6	290-23149-00	. WASHER, spring upper	2	2		
7	367-23166-61	. SPACER	1	1		
8	439-23124-00	. TUBE, inner left	1	1		
9	367-23134-61	. TUBE, inner right	1	1		
10	109-23125-00	. METAL, side	2	2		
11	290-23150-01	. OUTER NUT COMP.	2	2		
12	290-23145-01	. . OIL SEAL	2	2		
13	290-23144-00	. SEAL, dust	2	2		
14	122-23114-00	. PACKING	2	2		
15	207-23112-00	. WASHER, cap	2	2		
16	260-23111-41	. BOLT, cap	2	2		
17	367-23340-60-33	. UNDER BRACKET COMP.	1	1		Yamaha Black
18	122-23346-01	. BOLT, under bracket	2	2		
19	260-23318-40	. HOLDER, wire	1	1		
20	90119-08010	. BOLT, hexagon (122-23128-00)	1	1		
21	341-85111-00	REFLECTOR	2			
22	92901-05100	WASHER, spring	2			
23	92901-05200	WASHER, plain	2			
24	288-21510-01-20	FRONT FENDER COMP.	1			Crystal Silver
	288-21510-01-36	FRONT FENDER COMP.		1		White
25	97301-06010	BOLT, hexagon	3	3		
26	92901-06600	WASHER, plate	3	3		
27	368-84118-00-20	STAY, head lamp left	1			Crystal Silver
28	368-84119-00-20	STAY, head lamp right	1			Crystal Silver
29	97301-06015	BOLT, hexagon	2			
30	92901-06200	WASHER, plain	2			
31	288-23485-00	PLATE, number		1		

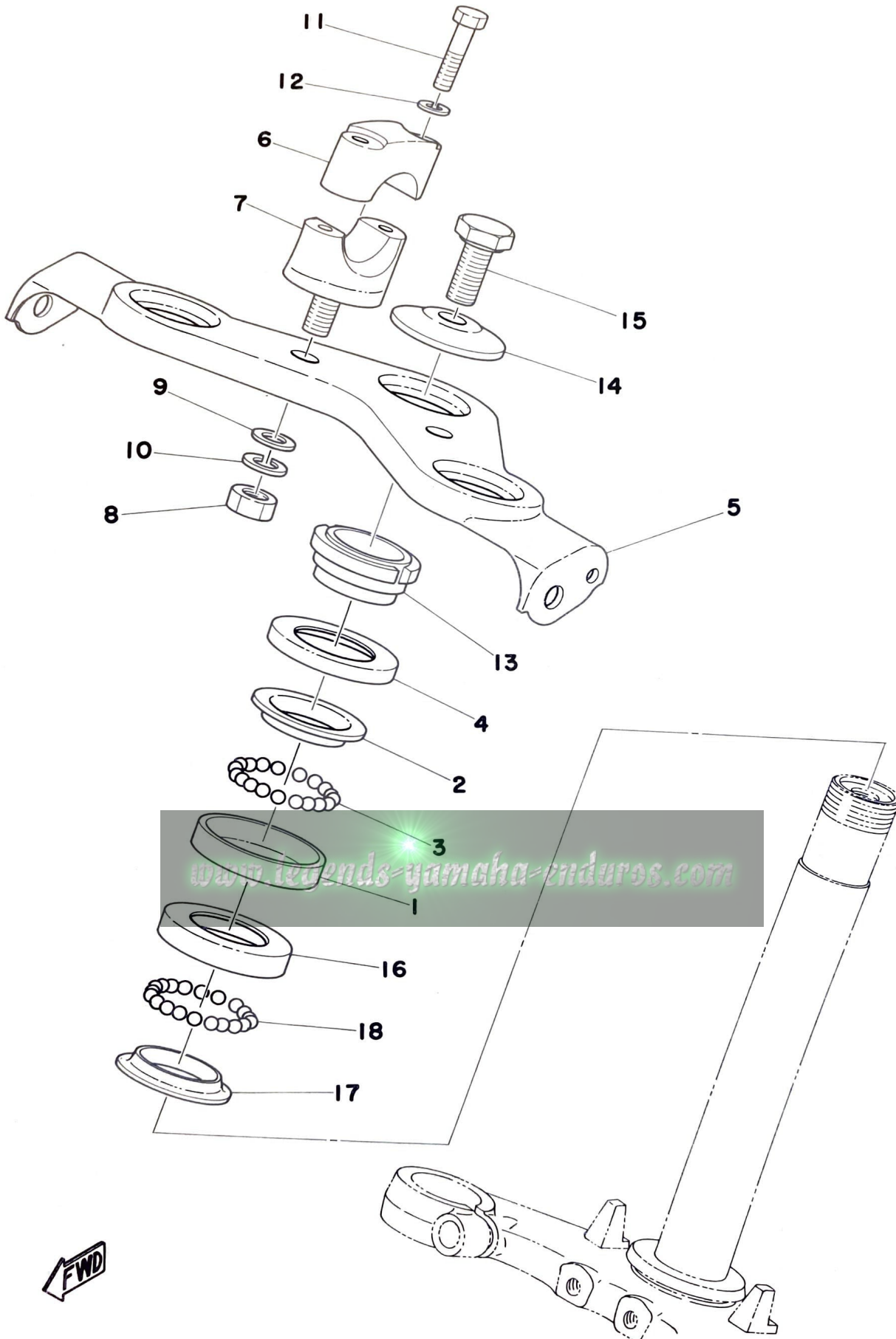
Fig. 18 FRONT FORK · FRONT FENDER



Ref. No.	Parts No.	Description	Q'ty		Remarks
			80C	MXC	
18-32	92501-06010	SCREW, panhead		2	
33	92901-06600	WASHER, plate		2	
34	288-23486-00	STAY, plate		1	
35	288-23489-00	BAND		1	
36	90338-04010	PLUG (290-83329-00)		2	

www.legends-yamaha-enduros.com

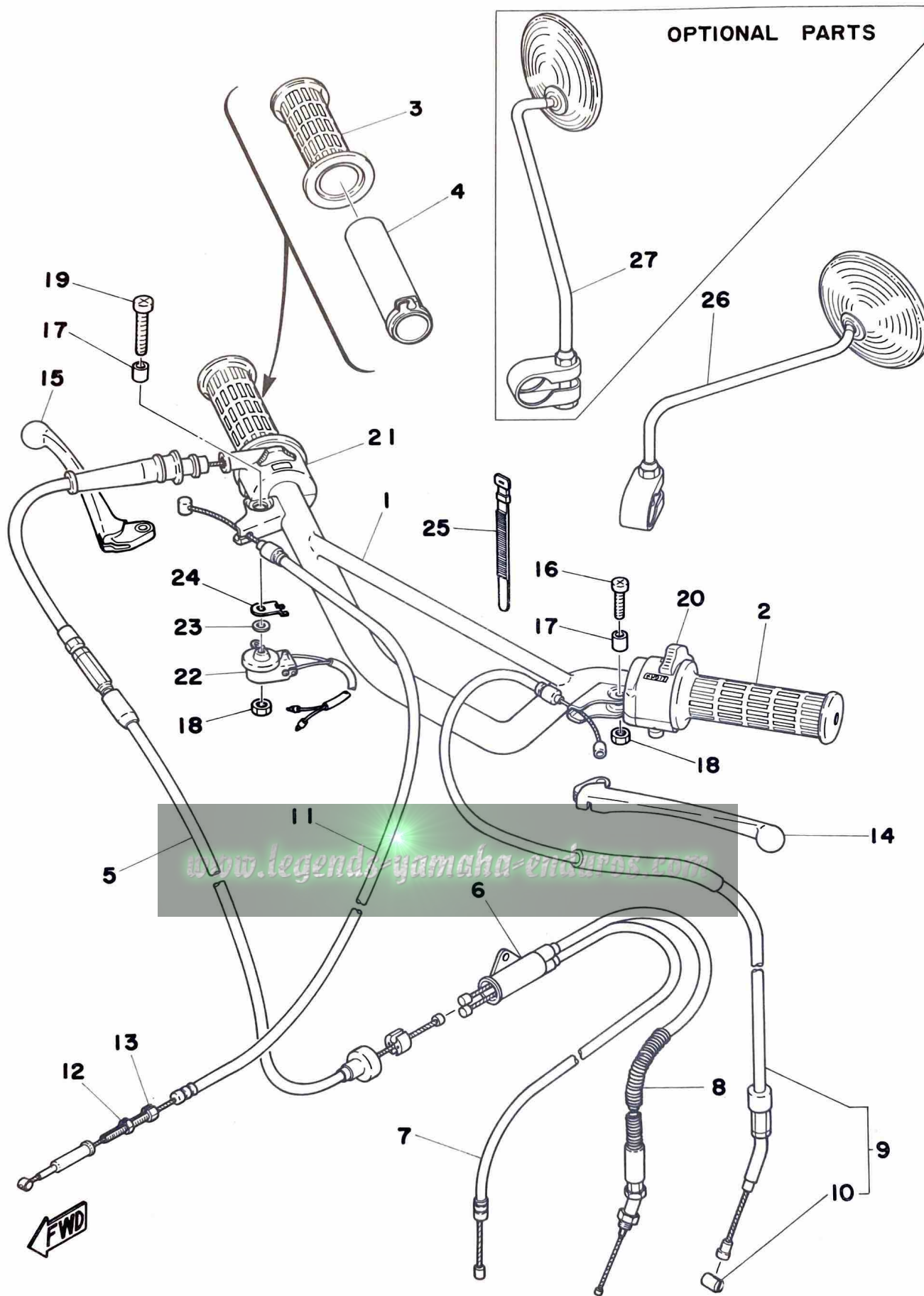
Fig. 19 STEERING



Ref. No.	Parts No.	Description	Q'ty		Applicable Machine No.	Remarks
			80C	MXC		
19- 1	122-23412-00	RACE, ball 2	1	1		
2	122-23411-00	RACE, ball 1	1	1		
3	93503-16010	BALL (3/16 inch)	22	22		
4	122-23416-00	COVER, ball race	1	1		
5	368-23435-00-35	CROWN, handle	1			Silver
	185-23435-00-35	CROWN, handle		1		Silver
6	122-23441-00	HOLDER, handle upper	2	2		
7	122-23442-02	HOLDER, handle under	2	2		
8	95301-10600	NUT, hexagon	2	2		
9	92901-10600	WASHER, plate	2	2		
10	92901-10100	WASHER, spring	2	2		
11	91214-06035	BOLT, hexagon	4	4		
12	92901-06600	WASHER, plate	4	4		
13	90179-25051	NUT (122-23453-00)	1	1		
14	90209-10021	WASHER (122-23443-00)	1	1		
15	90105-10006	BOLT (122-23451-00)	1	1		
16	156-23412-00	RACE, ball 2	1	1		
17	156-23411-00	RACE, ball 1	1	1		
18	93501-04011	BALL (1/4 inch)	19	19		

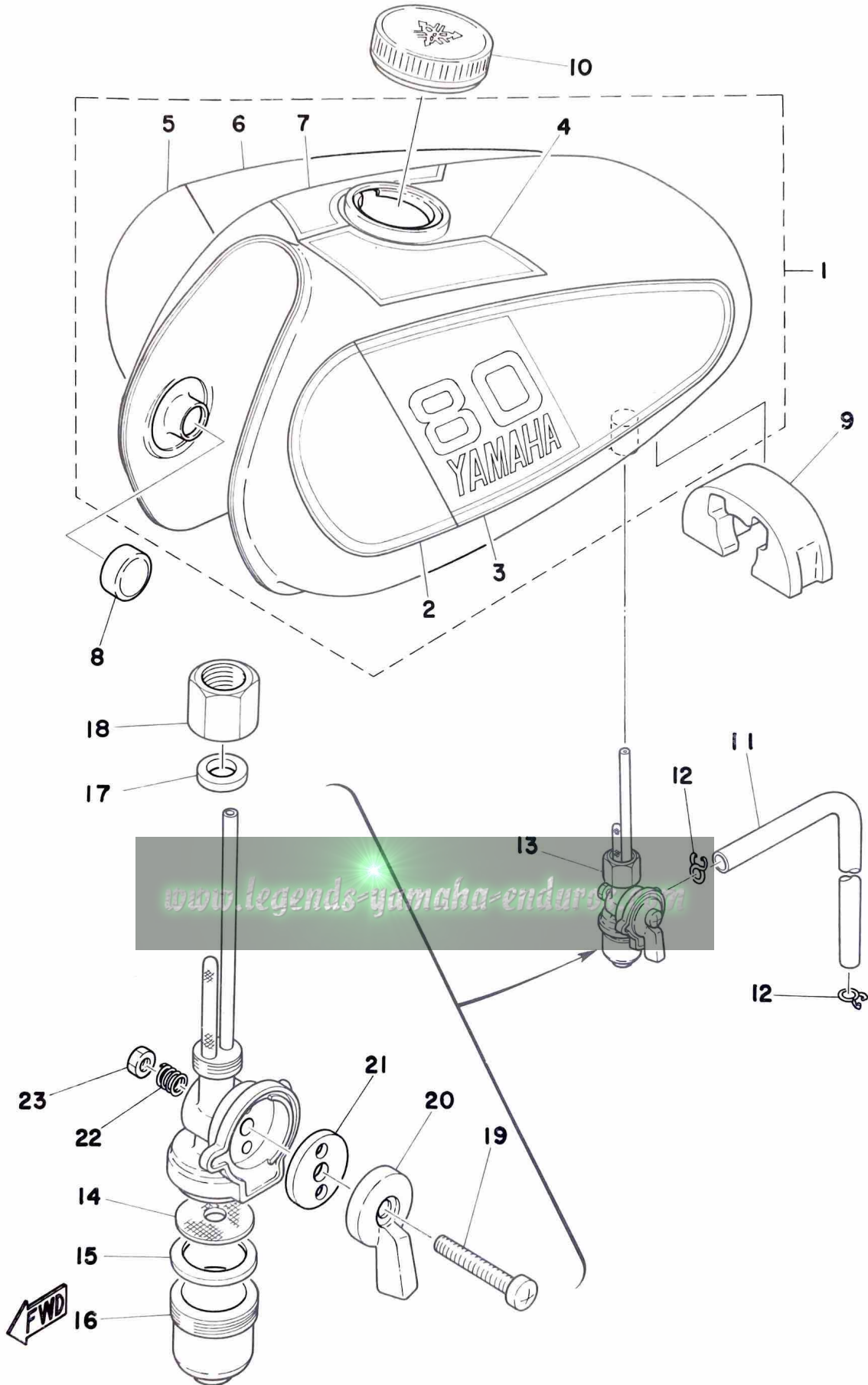
www.legends-yamaha-enduros.com

Fig. 20 HANDLE · WIRE



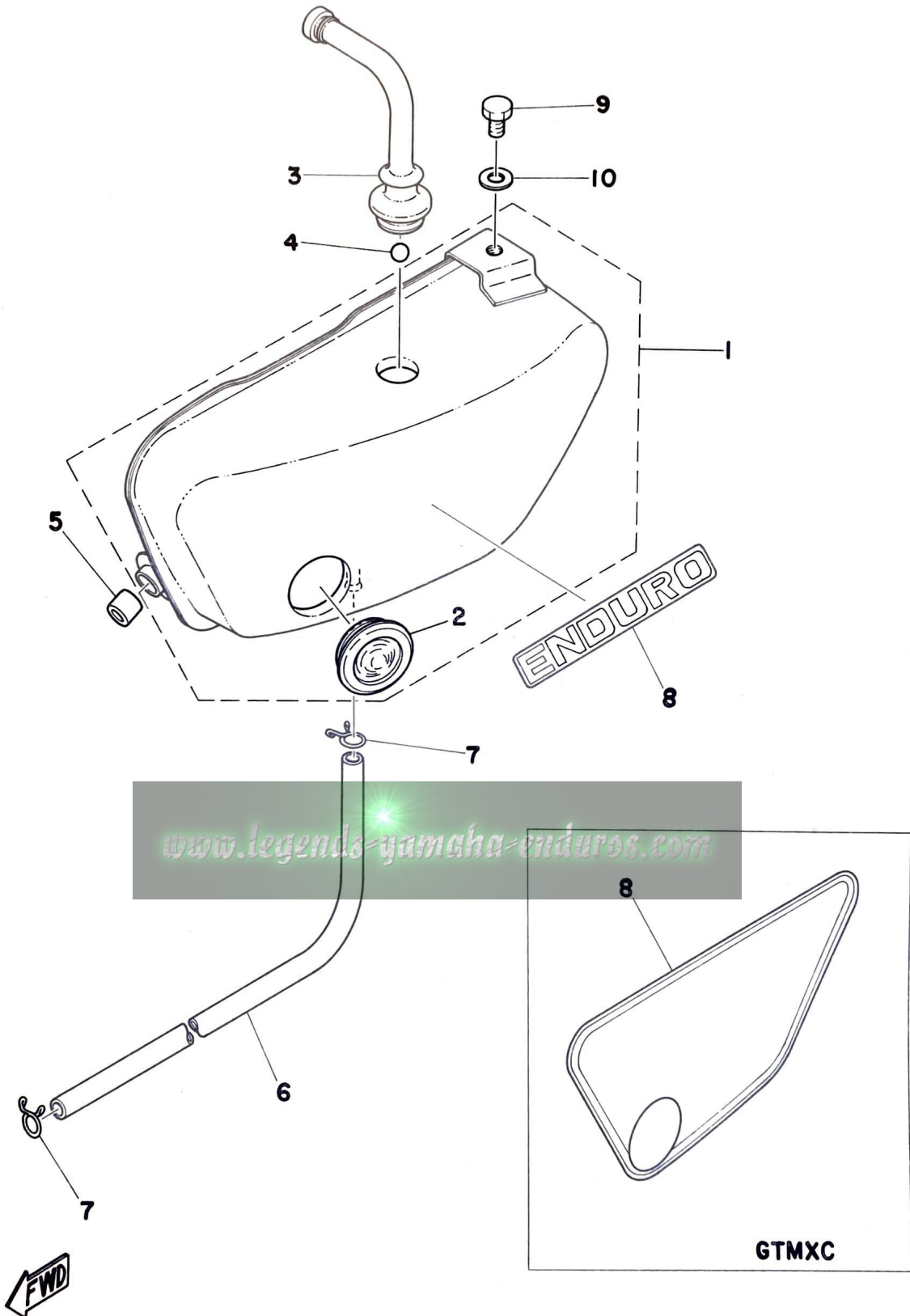
Ref. No.	Parts No.	Description	Q'ty		Applicable Machine No.	Remarks
			80C	MXC		
20-	1	367-26111-02 HANDLE	1	1		
	2	462-26241-00 GRIP, left	1	1		
	3	434-26242-00 GRIP, right	1	1		
	4	437-26243-10 TUBE, guide	1	1		
	5	367-26311-02 WIRE, throttle 1 (655mm)	1	1		
	6	266-26261-00 CYLINDER	1	1		
	7	367-26312-01 WIRE, throttle 2 (160mm)	1	1		
	8	367-26321-02 WIRE, pump (325mm)	1	1		
	9	367-26335-02 WIRE, clutch (840mm)	1	1		
	10	164-26363-00 . END, wire	1	1		
	11	367-26341-01 WIRE, brake (900mm)	1	1		
	12	90179-06143 NUT (109-26344-00)	1	1		
	13	90123-06010 BOLT (326-26345-00)	1	1		
	14	137-83912-01-38 LEVER, left	1	1		
	15	232-83922-31-38 LEVER, right	1			
		137-83922-01-38 LEVER, right		1		
	16	98501-05018 SCREW, panhead	1	2		
	17	90387-05383 COLLAR (288-83913-00)	2	2		5-7-9.6
	18	95301-05600 NUT, hexagon	2	2		
	19	90157-05006 SCREW (338-83915-00)	1			
	20	393-83973-00 SWITCH, handle 3	1			
	21	462-83976-00 SWITCH, handle 1	1	1		
	22	232-83980-30 FRONT STOP SWITCH ASS'Y	1			
	23	90201-05027 WASHER, plate (338-83944-00)	1			
	24	338-83983-00 BRACKET, front stop switch	1			
	25	168-83936-01 BAND, switch cord	2	1		
	26	253-26290-10 BACK MIRROR ASS'Y, left	1			
OPTIONAL PARTS						
	27	253-26290-00 BACK MIRROR ASS'Y, right	1			

Fig. 21 FUEL TANK



Ref. No.	Parts No.	Description	Q'ty		Applicable Machine No.	Remarks
			80C	MXC		
21- 1	367-24110-00-W3	FUEL TANK COMP.	1			Competition Yellow
	367-24110-00-W2	FUEL TANK COMP.	1			White
2	393-24244-30	. GRAPHIC, fuel tank left 1	1			
	367-24244-30	. GRAPHIC, fuel tank left 1	1			
3	393-24245-30	. GRAPHIC, fuel tank left 2	1			
	367-24245-30	. GRAPHIC, fuel tank left 2	1			
4	393-24246-30	. GRAPHIC, fuel tank left 3	1			
	367-24246-30	. GRAPHIC, fuel tank left 3	1			
5	393-24247-30	. GRAPHIC, fuel tank right 1	1			
	367-24247-30	. GRAPHIC, fuel tank right 1	1			
6	393-24248-30	. GRAPHIC, fuel tank right 2	1			
	367-24248-30	. GRAPHIC, fuel tank right 2	1			
7	393-24249-30	. GRAPHIC, fuel tank right 3	1			
	367-24249-30	. GRAPHIC, fuel tank right 3	1			
8	122-24181-00	DAMPER, locating	2	2		
9	353-24182-00	DAMPER, locating	1	1		
10	122-24610-01	CAP ASS'Y	1	1		
11	90445-09066	HOSE (5-105)	1	1		
12	90467-08003	CLIP (101-24356-00)	2	2		
13	367-24500-02	FUEL COCK ASS'Y	1	1		
14	355-24515-00	. NET, filter	1	1		
15	102-24522-01	. GASKET, filter	1	1		
16	122-24521-00	. CUP, filter	1	1		
17	122-24532-00	. GASKET, nut	1	1		
18	603-24531-01	. NUT	1	1		
19	355-24535-00	. SCREW, lever fitting	1	1		
20	355-24524-01	. LEVER, cock	1	1		
21	355-24523-00	. GASKET, lever	1	1		
22	355-24518-00	. SPRING, lever	1	1		
23	95301-08600	. NUT, hexagon	1	1		

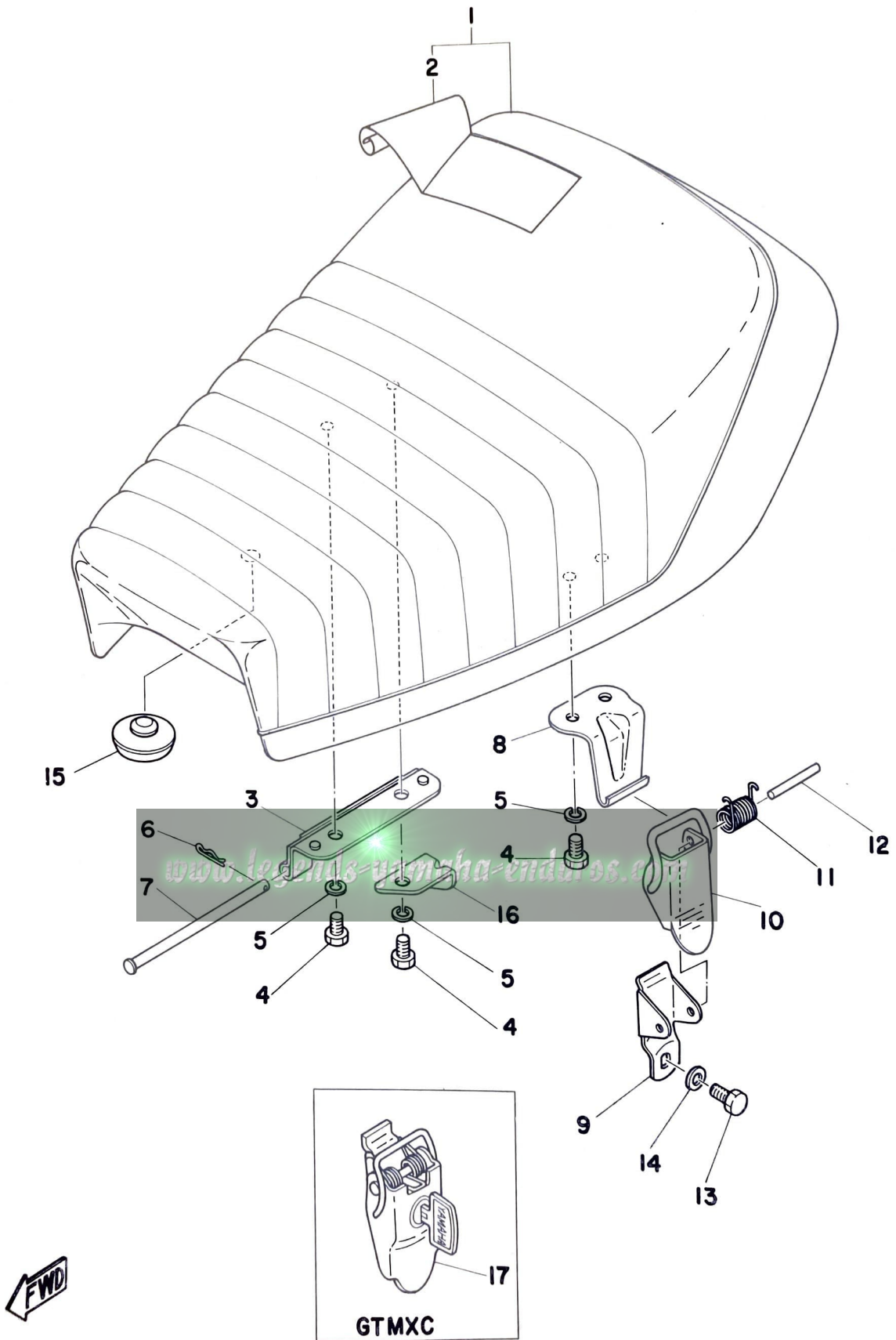
Fig. 22 OIL TANK



Ref. No.	Parts No.	Description	Q'ty		Applicable Machine No.	Remarks
			80C	MXC		
22- 1	367-21705-00-26	OIL TANK ASS'Y	1			Competition Yellow
	367-21705-00-36	OIL TANK ASS'Y		1		White
2	214-21761-00	. GAUGE, level	1	1		
3	367-21771-00	BODY, cap	1	1		
4	288-24684-00	BALL	1	1		
5	353-21778-00	DAMPER, locating	1	1		
6	90445-09110	HOSE (367-21766-00)	1	1		5-420
7	90467-08003	CLIP (101-24356-00)	2	2		
8	393-21787-20	EMBLEM, oil tank	1			
	367-21787-10	EMBLEM, oil tank		1		
9	97301-06010	BOLT, hexagon	1	1		
10	92901-06600	WASHER, plate	1	1		



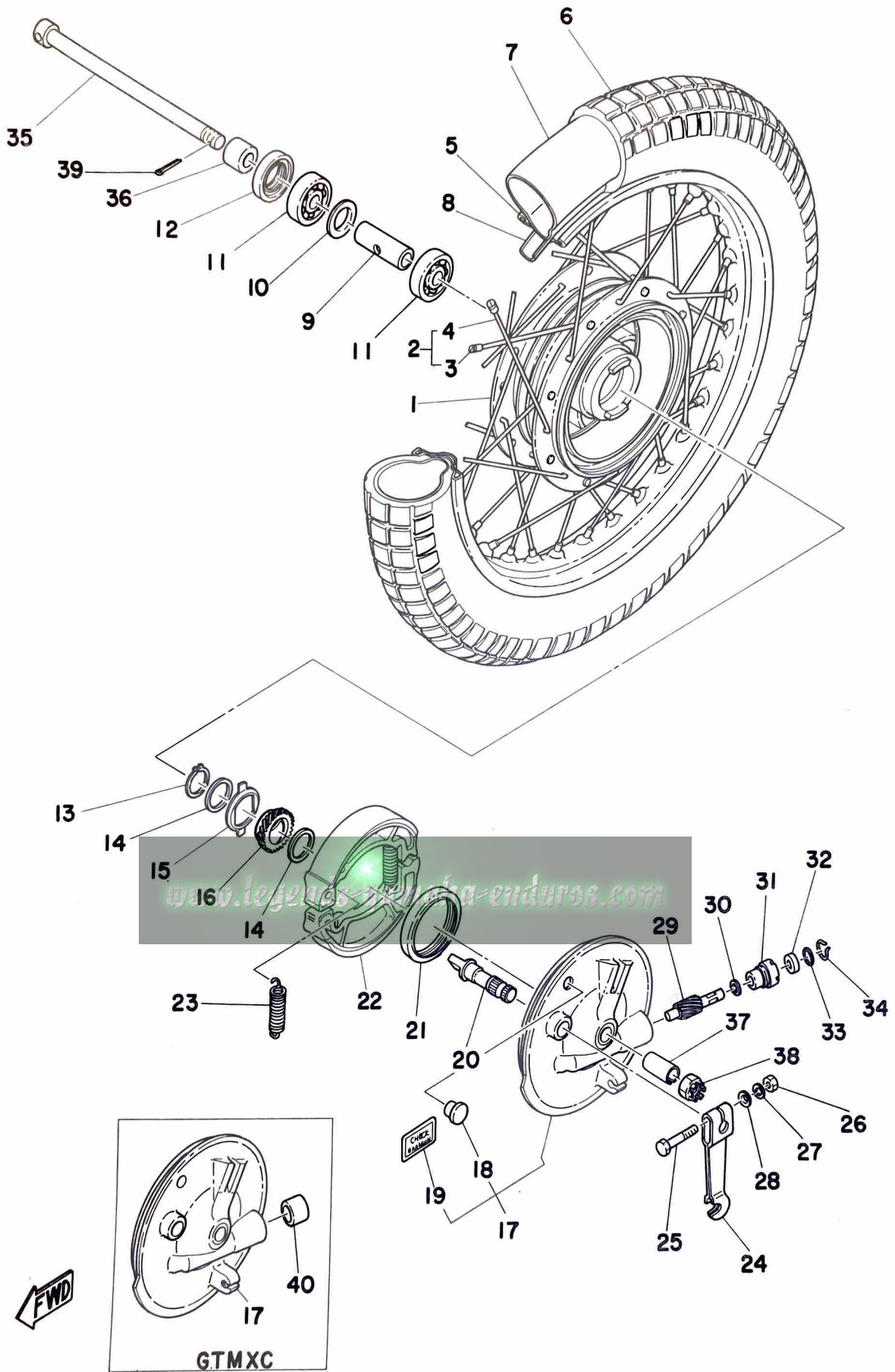
Fig. 23 SEAT



Ref. No.	Parts No.	Description	Q'ty		Applicable Machine No.	Remarks
			80C	MXC		
23- 1	367-24770-01	SEMI-DOUBLE SEAT ASS'Y	1	1		
2	367-24771-01	. COVER, seat	1	1		
3	353-24726-00	HINGE, seat	1	1		
4	97301-06010	BOLT, hexagon	4	4		
5	92901-06100	WASHER, spring	4	4		
6	90468-10050	CLIP (156-83525-00)		1		
7	91502-05105	PIN, clevis	1	1		
8	278-24728-00	BRACKET, seat 1	1	1		
9	214-24718-00	BRACKET, seat under		1		
10	214-24776-00-33	LEVER, seat		1		
11	90508-10012	SPRING, torsion (214-24758-00)		1		
12	90249-04068	PIN (214-24727-00)		1		
13	97501-06012	BOLT, hexagon	1	1		
14	92901-06600	WASHER, plate	1	1		
15	174-24741-00	PAD, seat	3	3		
16	374-24768-00	STOPPER, pin	1			
17	526-24705-00	SEAT LEVER ASS'Y	1			

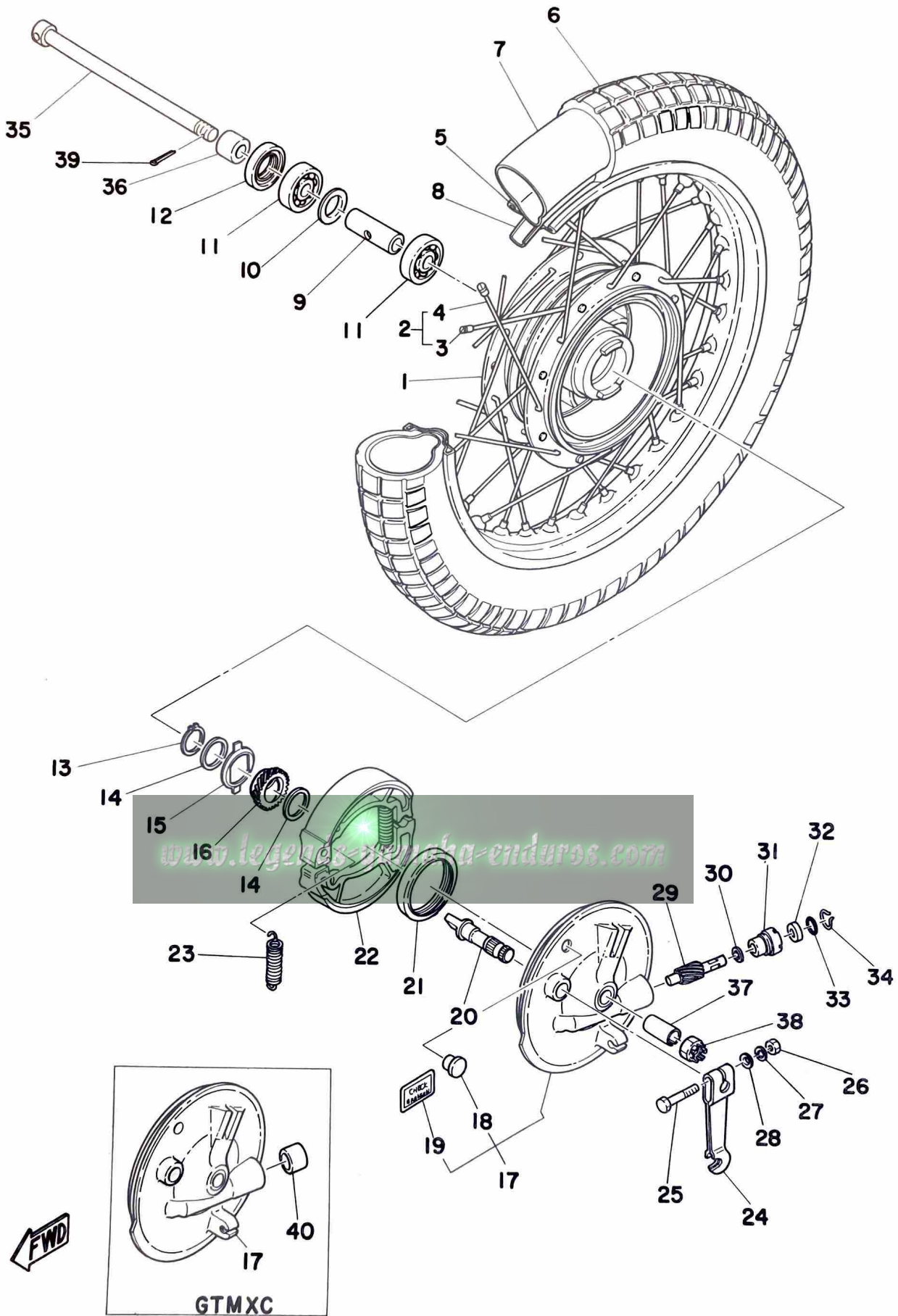
www.legends-yamaha-enduros.com

Fig. 24 FRONT WHEEL



Ref. No.	Parts No.	Description	Q'ty		Applicable Machine No.	Remarks
			80C	MXC		
24- 1	367-25111-00	HUB, front	1	1		
2	288-25104-01	SPOKE SET	1s	1s		
3	288-25196-90	. SPOKE SET, inner (10PCS)	1s	1s		
4	288-25197-90	. SPOKE SET, outer (10PCS)	1s	1s		
5	94414-15058	RIM (1.40-15)	1	1		
6	94125-15323	TIRE (2.50-15-4PR)	1	1		
7	94225-15036	TUBE (2.50-15)	1	1		
8	94325-15028	BAND, rim (2.50-15)	1	1		
9	296-25117-00	SPACER, bearing	1	1		
10	195-25115-00	FLANGE, spacer	1	1		
11	93306-30003	BEARING (6300Z)	2	2		
12	93106-20001	OIL SEAL (DD-20-35-11)	1	1		
13	93410-20009	CIRCLIP	1			
14	90201-20269	WASHER, plate (183-25147-00)	2			
15	183-25149-00	CLUTCH, meter	1			
16	368-25135-00	GEAR, drive	1			
17	393-25120-10	BRAKE SHOE PLATE ASS'Y	1			
	342-25121-00	PLATE, brake shoe		1		
18	90480-10068	. GROMMET	1			
19	437-25134-00	. LABEL, indicator	1			
20	122-25351-01	CAMSHAFT	1	1		
21	93105-47007	OIL SEAL (SDD-47-58-7)	1	1		
22	393-25130-00	BRAKE SHOE COMP.	2			
	296-25330-00	BRAKE SHOE COMP.		2		
23	90506-16034	SPRING, tension	2	2		
24	109-25155-00	LEVER, cam shaft	1	1		
25	97301-06030	BOLT, hexagon	1	1		
26	95301-06600	NUT, hexagon	1	1		
27	92901-06100	WASHER, spring	1	1		
28	92901-06600	WASHER, plate	1	1		
29	368-25138-00	GEAR, meter	1			
30	90201-07076	WASHER, plate (183-25146-00)	1			

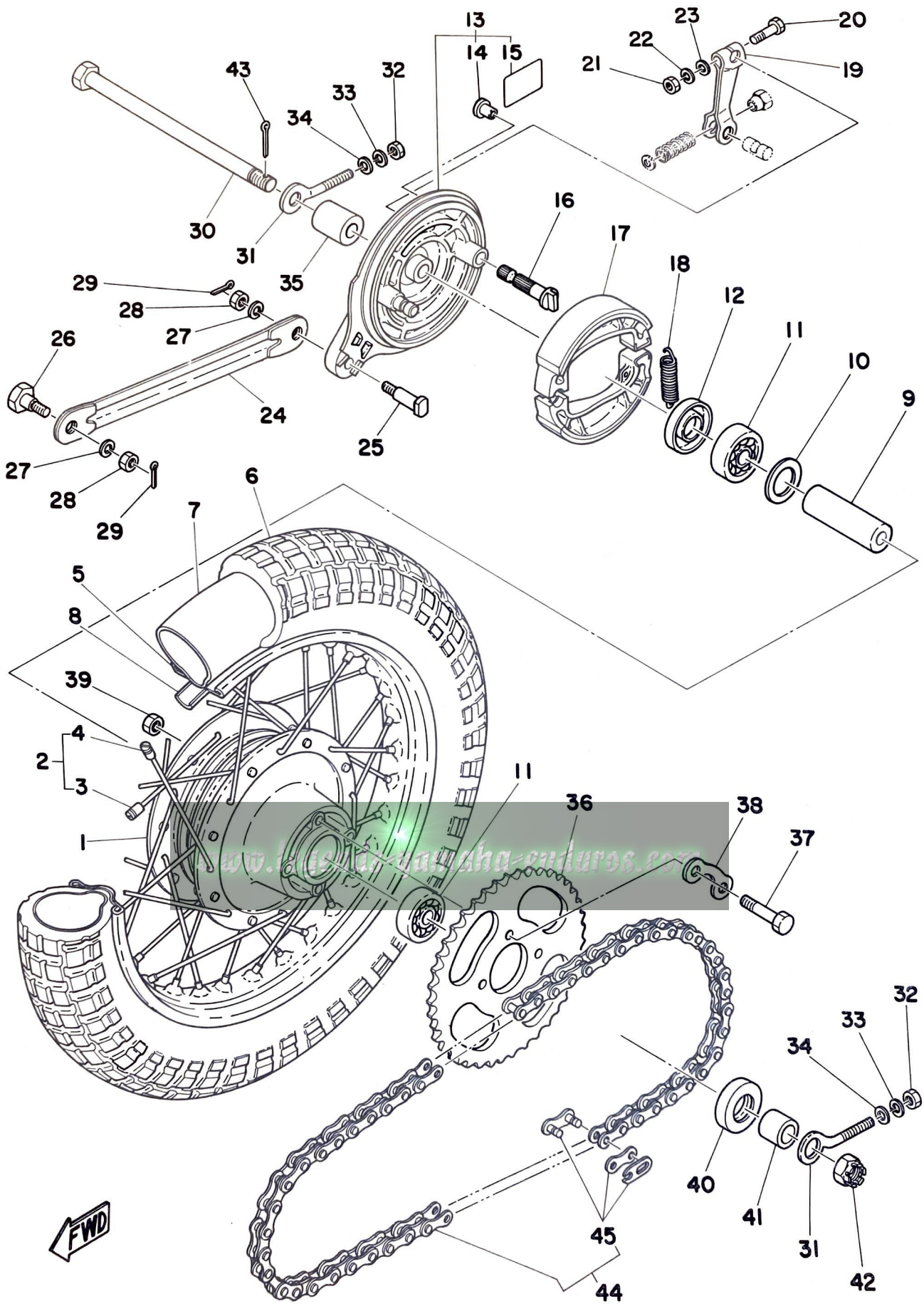
Fig. 24 FRONT WHEEL



Ref. No.	Parts No.	Description	Q'ty		Applicable Machine No.	Remarks
			80C	MXC		
24-31	109-25136-00	BUSHING		1		
32	93103-07003	OIL SEAL (SO-7-14-4)		1		
33	93210-14104	O-RING (2.4-13.8)		1		
34	102-25137-00	RING, stop		1		
35	353-25181-01	SHAFT, wheel	1	1		
36	90387-10077	COLLAR (296-25183-00)	1	1		10-20-16
37	90387-10264	COLLAR (10-14-26)	1	1		
38	90171-10004	NUT (353-25182-00)	1	1		
39	91401-20020	PIN, cotter	1	1		
40	90338-18014	PLUG (288-25139-00)		1		

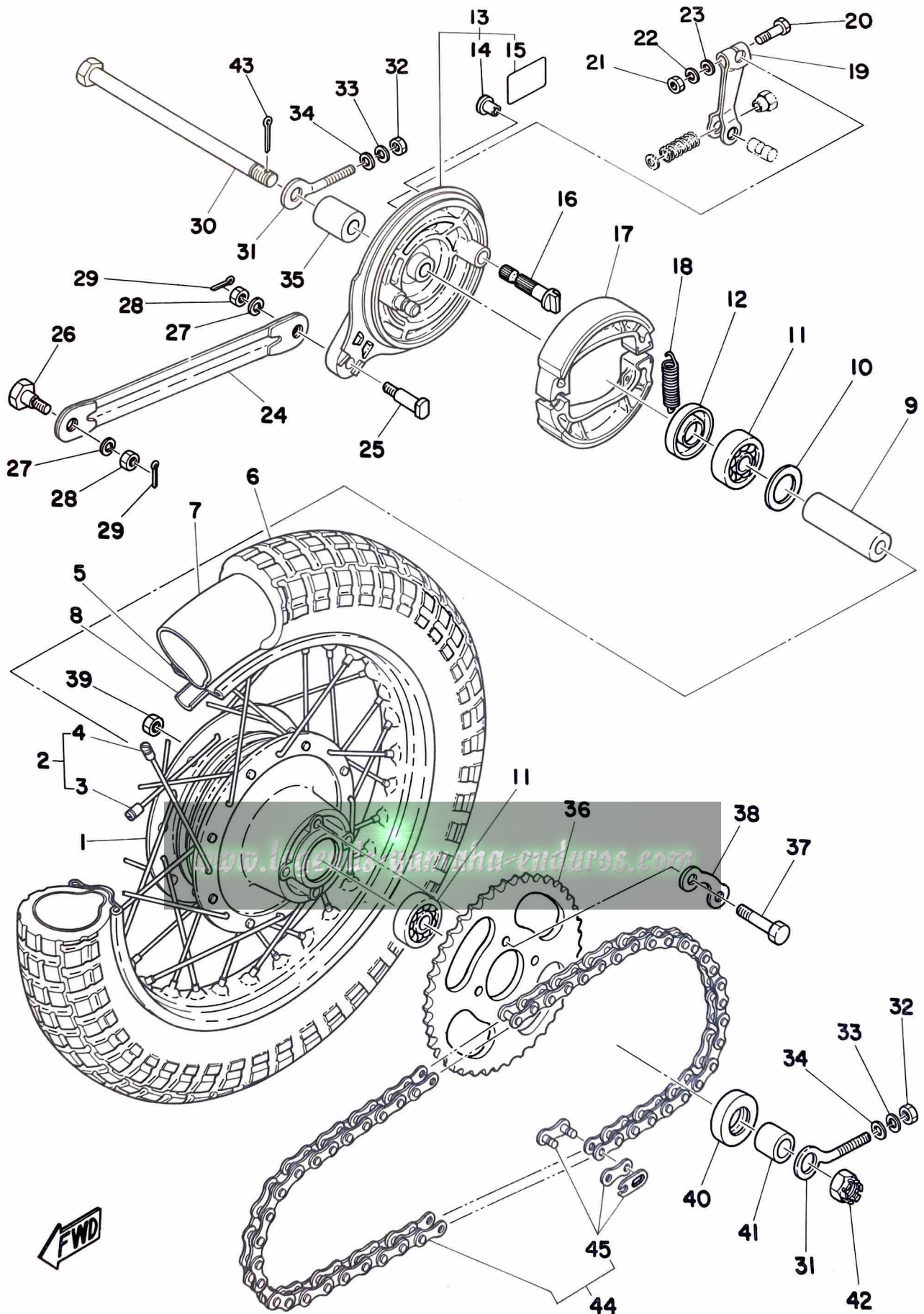
www.legends-yamaha-enduros.com

Fig. 25 REAR WHEEL



Ref. No.	Parts No.	Description	Q'ty		Applicable Machine No.	Remarks
			80C	MXC		
25- 1	288-25311-00	HUB, rear	1	1		
2	367-25304-00	SPOKE SET	1s	1s		
3	367-25396-90	. SPOKE SET, inner (10PCS)	1s	1s		
4	367-25397-90	. SPOKE SET, outer (10PCS)	1s	1s		
5	94414-14077	RIM (1.40-14)	1	1		
6	94127-14324	TIRE (2.75-14-4PR)	1	1		
7	94227-14039	TUBE (2.75-14)	1	1		
8	94327-14031	BAND, rim (2.75-14)	1	1		
9	90560-12139	SPACER, bearing (109-25317-00)	1	1		12-18-76
10	102-25315-00	FLANGE, spacer	1	1		
11	93306-30101	BEARING (6301)	2	2		
12	93106-20002	OIL SEAL (DD-20-37-8)	1	1		
13	393-25320-10	BRAKE SHOE PLATE ASS'Y	1			
	109-25321-01-35	PLATE, brake shoe		1		
14	90480-10068	. GROMMET	1			
15	437-25134-00	. LABEL, indicator	1			
16	122-25351-01	CAM SHAFT	1	1		
17	393-25130-00	BRAKE SHOE COMP.	2			
	296-25330-00	BRAKE SHOE COMP.		2		
18	90506-16034	SPRING, tension (102-25333-00)	2	2		
19	122-25355-00	LEVER, cam shaft	1	1		
20	97301-06030	BOLT, hexagon	1	1		
21	95301-06600	NUT, hexagon	1	1		
22	92901-06100	WASHER, spring	1	1		
23	92901-06600	WASHER, plate	1	1		
24	353-25371-00	BAR, tension	1	1		
25	90109-08063	BOLT (109-25373-00)	1	1		
26	90109-08368	BOLT (183-25378-00)	1	1		
27	92901-08100	WASHER, spring	2	2		
28	95301-08700	NUT, hexagon	2	2		
29	91401-20012	PIN, cotter	2	2		
30	367-25381-00	SHAFT, wheel	1	1		

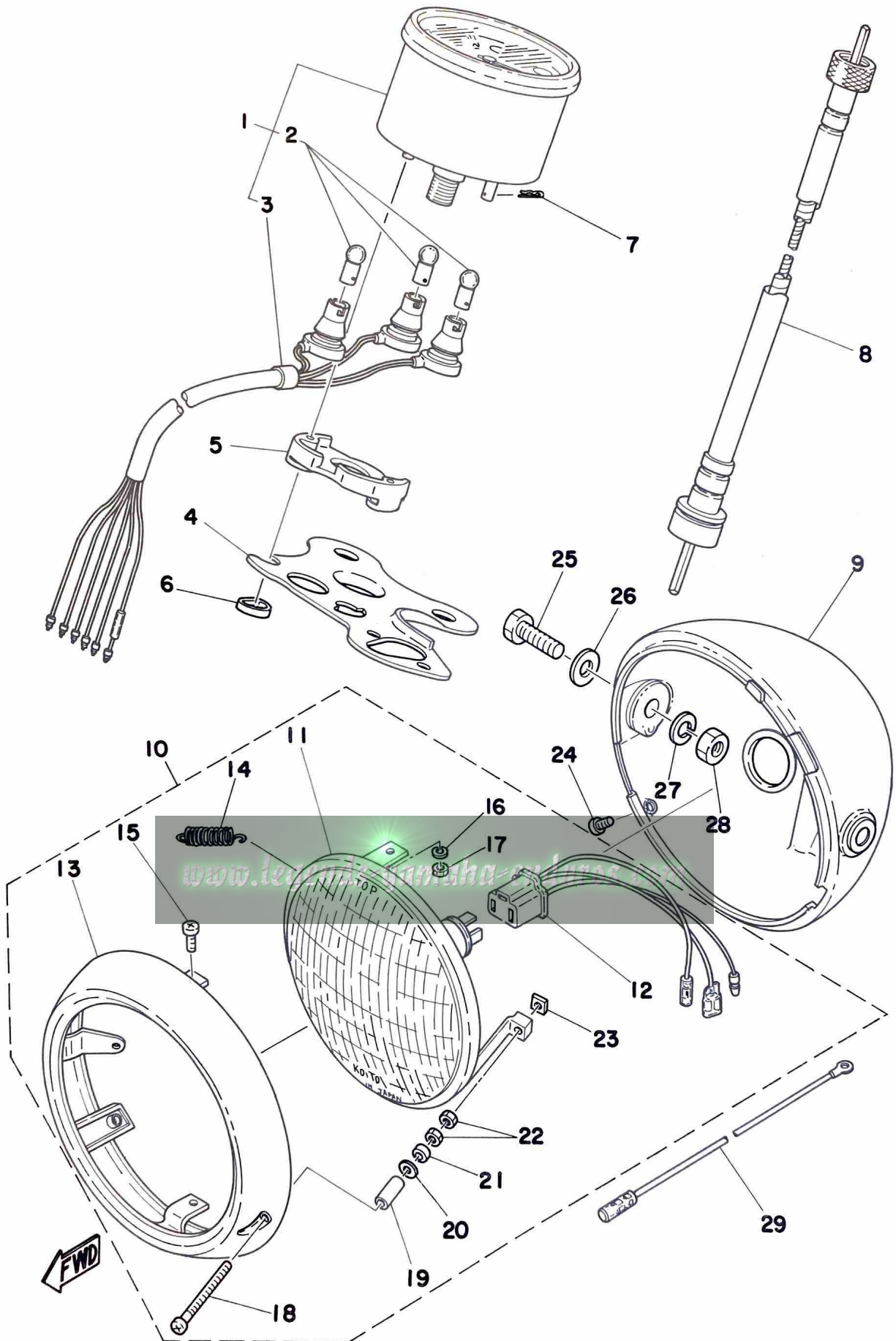
Fig. 25 REAR WHEEL



Ref. No.	Parts No.	Description	Q'ty		Applicable Machine No.	Remarks
			80C	MXC		
25-31	102-25389-00	PULLER, chain	2	2		
32	95301-06600	NUT, hexagon	2	2		
33	92901-06100	WASHER, spring	2	2		
34	92901-06600	WASHER, plate	2	2		
35	90387-12412	COLLAR (102-25383-00)	1	1		12.2-26-28
36	288-25441-10	GEAR, sprocket wheel (41T)	1	1		
37	90109-08319	BOLT (109-25411-00)	4	4		
38	101-25412-00	WASHER, lock	2	2		
39	90170-08158	NUT, hexagon	4	4		
40	93104-18006	OIL SEAL (SO-18-37-5)	1	1		
41	90387-12096	COLLAR (109-25377-01)	1	1		12-20-20
42	90171-12005	NUT, castle (367-25382-00)	1	1		
43	91401-30022	PIN, cotter	1	1		
44	94504-20092	CHAIN (DK420-92L)	1	1		
45	94604-20001	. JOINT, chain	1	1		

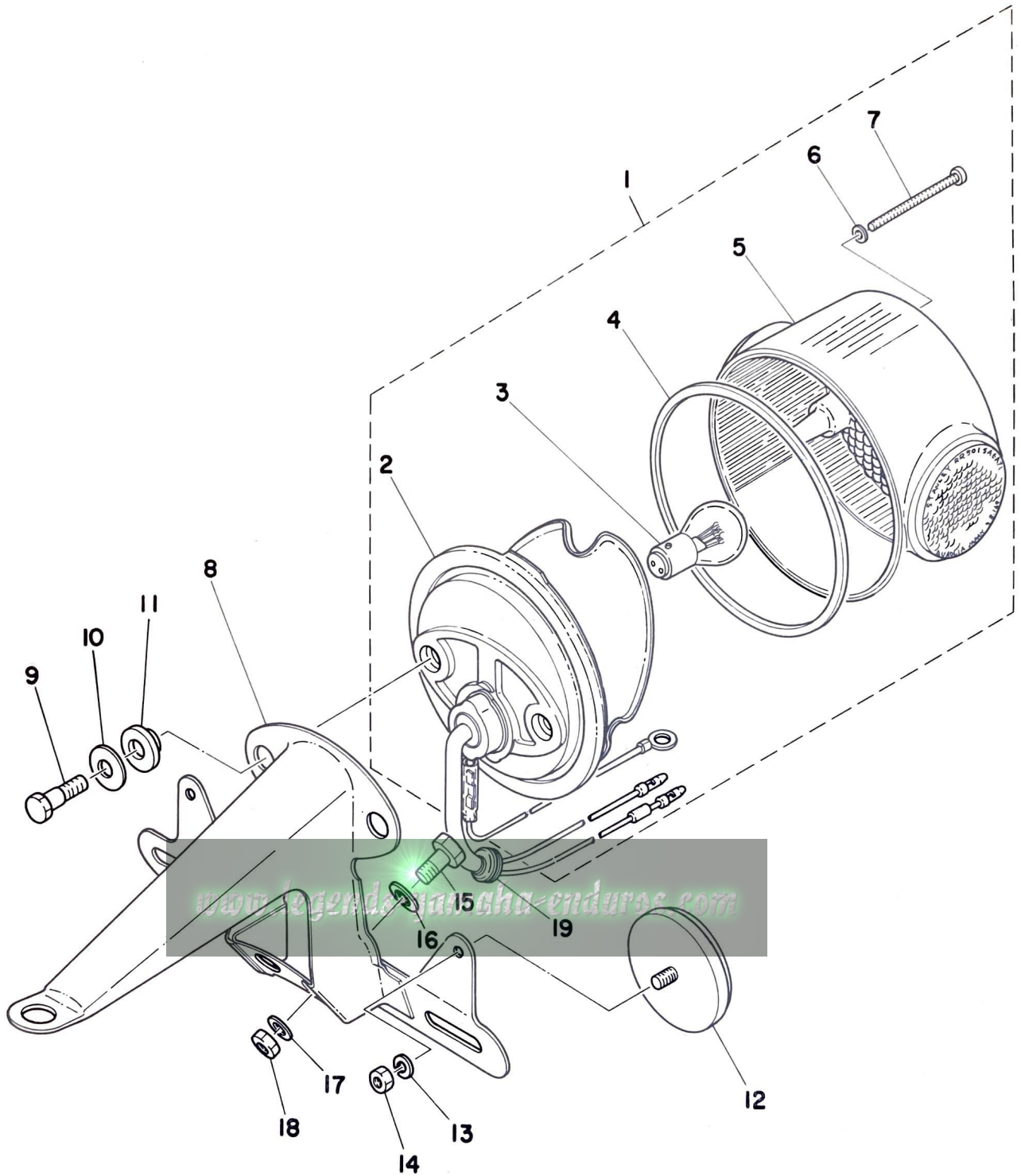
www.legends-yamaha-enduros.com

Fig. 26 HEAD LAMP · SPEEDOMETER



Ref. No.	Parts No.	Description	Q'ty		Applicable Machine No.	Remarks
			80C	MXC		
26- 1	393-83510-30	SPEEDOMETER ASS'Y	1			M. P. H
2	122-83516-10	. BULB (6V-3W)	3			
3	393-83520-00	. SOCKET ASS'Y	1			
4	477-83519-00-35	BRACKET, speedometer	1			Silver
5	237-83523-00	DAMPER	1			
6	90209-05029	WASHER (214-83524-00)	2			
7	90468-10050	CLIP (156-83525-00)	2			
8	166-83550-00	SPEEDOMETER CABLE ASS'Y	1			
9	393-84130-61-20	BODY ASS'Y	1			Crystal Silver
10	388-84110-61	HEAD LAMP UNIT ASS'Y	1			
11	388-84120-61	. LENS ASS'Y (6V-20/20W)	1			
12	371-84312-60	. CORD ASS'Y	1			
13	261-84315-61	. RIM, head lamp	1			
14	132-84335-60	. SPRING, lens adjust	1			
15	98501-04010	. SCREW, panhead	2			
16	92901-04100	. WASHER, spring	2			
17	98801-04300	. NUT (802-84126-00)	2			
18	198-84331-60	. SCREW, rim adjusting	1			
19	233-84133-60	. COLLAR, adjust screw	1			
20	92901-04200	. WASHER, plain	1			
21	132-84328-60	. SPACER	1			
22	98801-04300	. NUT (802-84126-00)	2			
23	198-84334-60	. NUT, adjust	1			
24	195-84325-00	SCREW, rim fitting	1			
25	97304-08025	BOLT, hexagon	2			
26	92903-08200	WASHER, plain	2			
27	92901-08100	WASHER, spring	2			
28	95301-08600	NUT, hexagon	2			
29	393-84313-00	WIRE, earth	1			

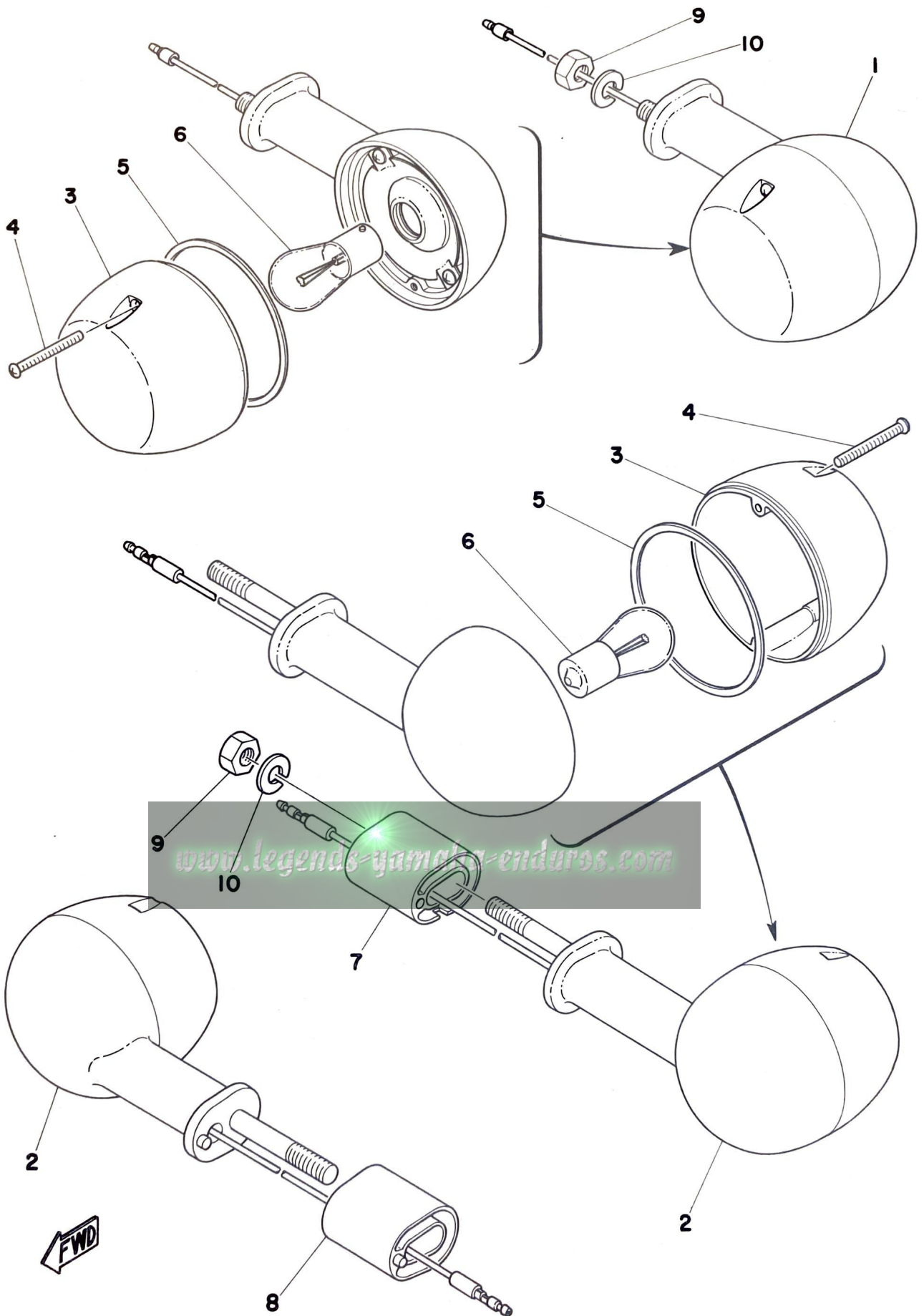
Fig. 27 TAIL LAMP



Ref. No.	Parts No.	Description	Q'ty	Applicable	Remarks
			80C MXC	Machine No.	
27- 1	368-84510-60	TAIL LAMP UNIT ASS'Y	1		
2	368-84511-60	. BASE, tail lamp	1		
3	122-84514-30	. BULB (6V-17/5.3W)	1		
4	275-84523-60	. GASKET, tail lens	1		
5	341-84721-60	. LENS, tail lamp	1		
6	341-84722-60	. PACKING	1		
7	341-84724-60	. SCREW, lens fitting	3		
8	338-84551-60-35	BRACKET, lincense	1		Silver
9	275-84526-60	SCREW	2		
10	437-84525-60	WASHER, special	2		
11	275-84527-60	DAMPER	2		
12	341-85111-60	REFLECTOR	2		
13	92903-05100	WASHER, spring	2		
14	95303-05600	NUT, hexagon	2		
15	97301-06012	BOLT, hexagon	2		
16	92901-06200	WASHER, plain	2		
17	92901-06100	WASHER, spring	2		
18	95301-06600	NUT, hexagon	2		
19	90480-12013	GROMMET	2		

www.legends-yamaha-enduros.com

Fig. 28 FLASHER LAMP

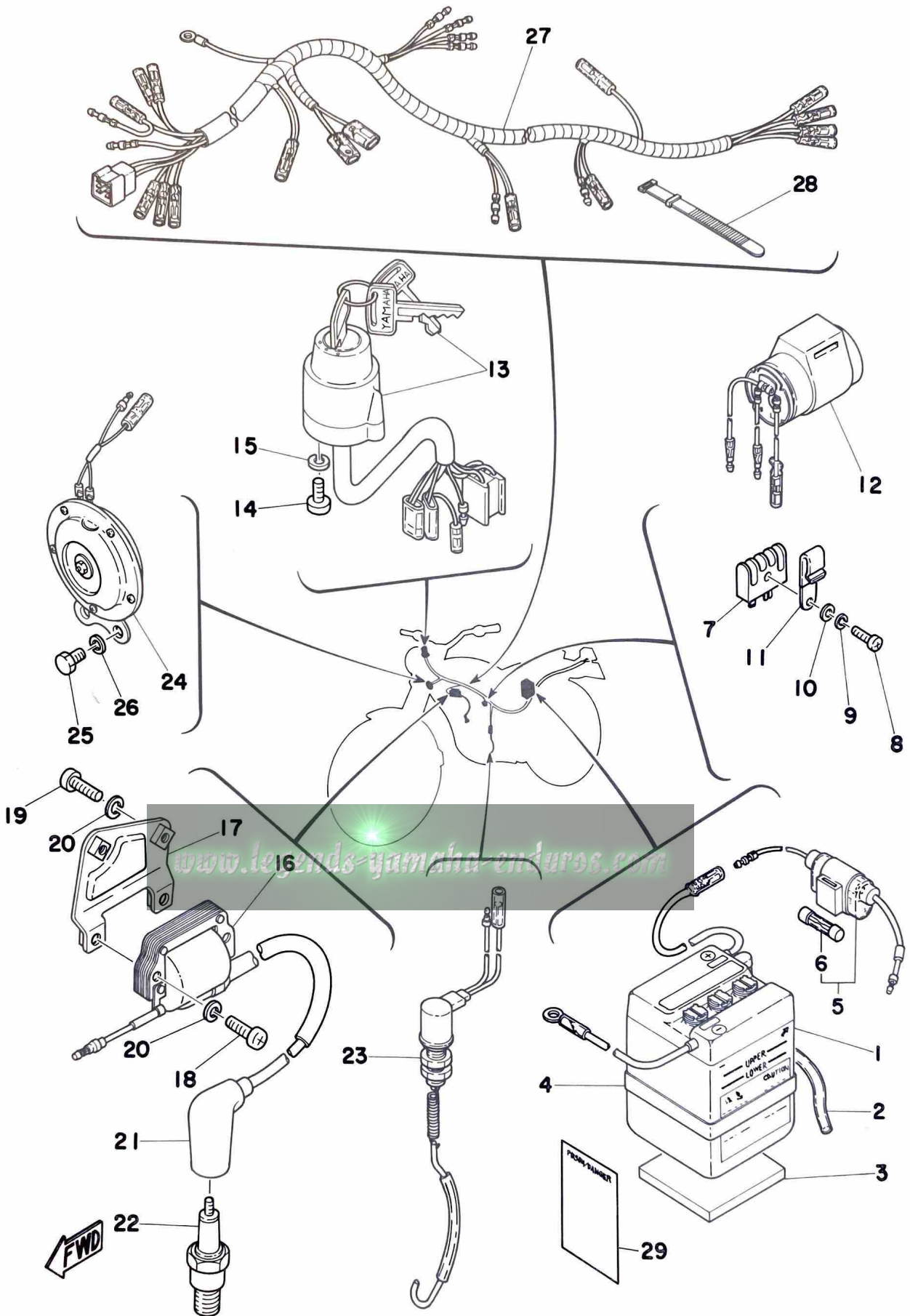


FWD

Ref. No.	Parts No.	Description	Q'ty		Applicable Machine No.	Remarks
			80C	MXC		
28- 1	232-83320-62-93	FRONT FLASHER LAMP ASS'Y	2		Amber
2	368-83330-60-93	REAR FLASHER LAMP ASS'Y	2		Red
3	183-83312-70	. LENS, flasher	2		Amber
	211-83332-75	. LENS, flasher	2		Red
4	183-83333-71	. SCREW, lens fitting	8		
5	183-83313-70	. GASKET, flasher lens	4		
6	115-83311-60	. BULB, flasher (6V/21CP)	4		
7	260-83316-30	COLLAR, flasher 1	1		
8	260-83326-30	COLLAR, flasher 2	1		
9	95301-08600	NUT, hexagon	4		
10	92901-08100	WASHER, spring	4		



Fig. 29 ELECTRICAL



Ref. No.	Parts No.	Description	Q'ty		Applicable Machine No.	Remarks
			80C	MXC		
29- 1	308-82110-10	BATTERY ASS'Y (6N4-2A-2)	1			GS
2	90445-08172	HOSE (104-82112-00)	1			5-450
3	308-82122-00	SEAT, battery	1			
4	308-82124-00	BAND, battery	1			
5	353-82150-00	FUSE HOLDER ASS'Y	1			
6	116-82151-00	. FUSE (6V-10A)	2			
7	353-81970-61	RECTIFIER ASS'Y	1			
8	98501-05020	SCREW, panhead	1			
9	92901-05100	WASHER, spring	1			
10	92901-05200	WASHER, plain	1			
11	90465-06038	CLAMP, cord (650-82362-00)	1			
12	368-83350-60	FLASHER RELAY ASS'Y	1			
13	393-82508-22	MAIN SWITCH ASS'Y	1			
14	98501-05010	SCREW, panhead	2			
15	92901-05100	WASHER, spring	2			
16	367-82310-30	IGNITION COIL ASS'Y	1			
	367-82310-40	IGNITION COIL ASS'Y		1		
17	375-82316-01	BRACKET, ignition coil	1	1		
18	92501-06025	SCREW, panhead	2	2		
19	92501-06012	SCREW, panhead	2	2		
20	92901-06100	WASHER, spring	4	4		
21	437-82370-21	PLUG CAP ASS'Y	1	1		
22	94701-00040	PLUG, spark (B-7HS)	1	1		
23	353-82530-01	STOP SWITCH ASS'Y	1			
24	393-83371-11	HORN	1			
25	97301-06012	BOLT, hexagon	2			
26	92901-06100	WASHER, spring	2			
27	368-82590-20	WIRE HARNESS ASS'Y	1			
28	803-82591-00	BAND	2			
29	104-82141-09	LABEL, battery	1			

For U.S.A

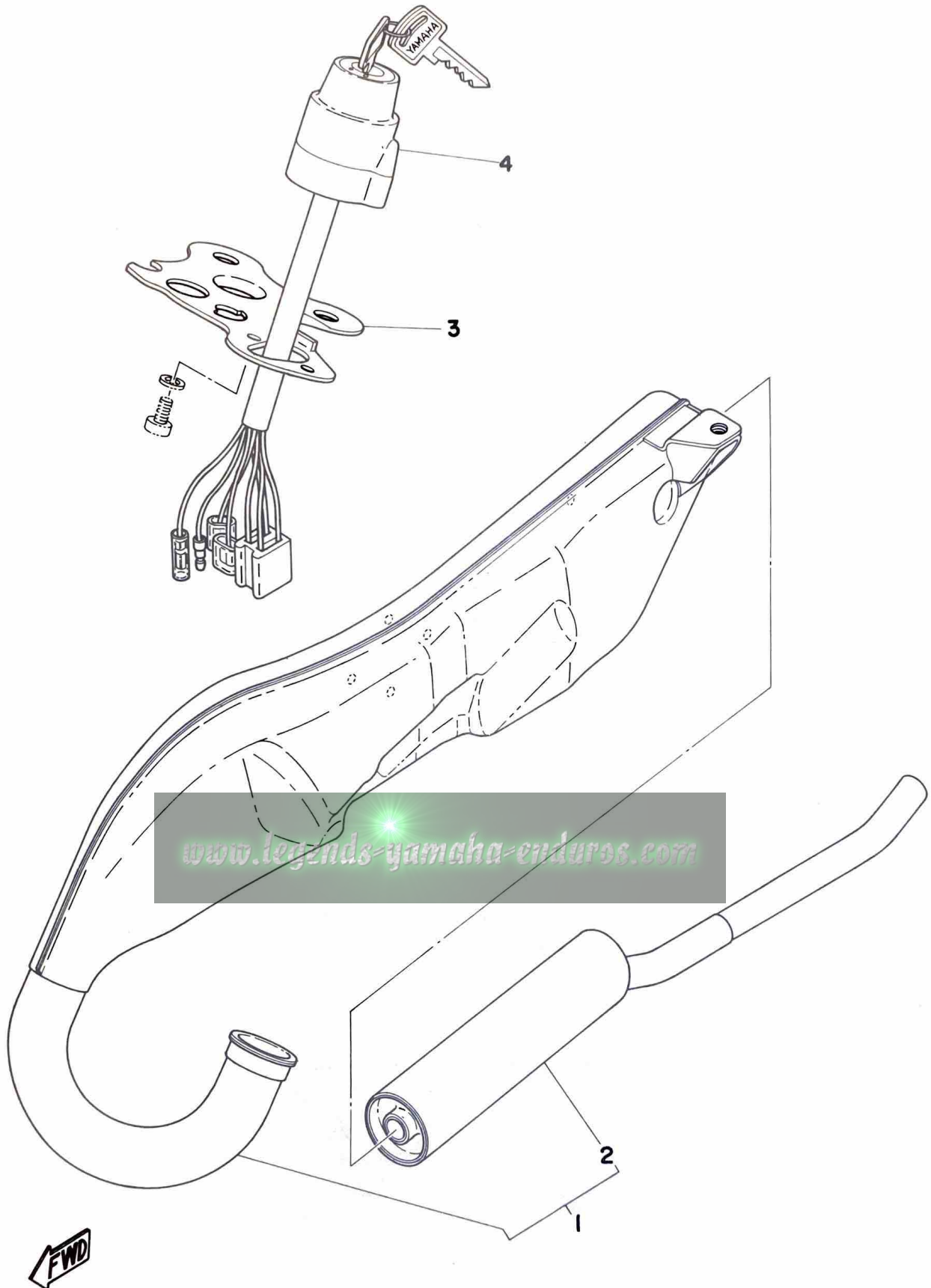
EXCLUSIVE PARTS FOR CANADA

www.legends-yamaha-enduros.com

This Parts List is exclusive for
GT80C/GTMXC Canada specifications.



Fig. 30 EXCLUSIVE PARTS FOR CANADA



Ref. No.	Parts No.	Description	Q'ty		Remarks
			80C	MXC	
30- 1	374-14610-10	EXHAUST PIPE ASS'Y	1	1	
2	374-14753-10	. SILENCER	1	1	
3	477-83519-00	BRACKET, speedometer	1		
4	393-82508-50	MAIN SWITCH ASS'Y	1		



NUMERICAL INDEX

www.legends-yamaha-enduros.com



NUMERICAL INDEX

Ref No.	Parts No.	Ref No.	Parts No.	Ref No.	Parts No.
25-38	101-25412-00	24-20	122-25351-01	24-10	195-25115-00
16- 4	102-22123-00	25-16	122-25351-01	26-24	195-84325-00
21-15	102-24522-01	25-19	122-25355-00	26-18	198-84331-60
24-34	102-25137-00	26- 2	122-83516-10	26-23	198-84334-60
25-10	102-25315-00	27- 3	122-84514-30	18-15	207-23112-00
25-31	102-25389-00	12- 1	126-13116-00	18- 4	207-23147-00
29-29	104-82141-09	2-17	131-15361-00	14- 3	207-81312-21
18-10	109-23125-00	4- 8	131-16321-00	13- 7	207-81321-10
24-31	109-25136-00	4- 7	131-16367-00	13- 9	207-81326-10
24-24	109-25155-00	11-14	132-14613-00	13-11	207-81331-10
25-13	109-25321-01-35	8-13	132-15664-00	28- 3	211-83332-75
13-12	109-81328-10	8-11	132-15676-00	5-13	214-17428-00-09
13-10	110-81346-21	4-26	132-16346-00	7- 7	214-18178-00
14-10	110-81346-21	7-10	132-18113-01	6-19	214-18531-00
13- 8	110-81347-21	26-21	132-84328-60	6- 3	214-18561-00
14- 7	110-81347-21	26-14	132-84335-60	22- 2	214-21761-00
13- 5	110-81348-21	12-13	137-13137-00-10	23- 9	214-24718-00
14- 4	110-81348-21	12-14	137-13138-01	23-10	214-24776-00-33
28- 6	115-83311-60	12- 5	137-13176-00	17-15	214-27413-00
14- 9	116-81331-20	6-12	137-15353-00	17-14	214-27421-00
29- 6	116-82151-00	4-15	137-16356-00	15-11	214-84154-60
8-15	117-15644-00	20-14	137-83912-01-38	28- 1	232-83320-62-93
1-10	122-11181-00	20-15	137-83922-01-38	20-15	232-83922-31-38
3- 9	122-11633-00	8- 6	156-15618-01	20-22	232-83980-30
8- 2	122-15612-02	19-17	156-23411-00	26-19	233-84133-60
4- 5	122-16164-00	19-16	156-23412-00	26- 5	237-83523-00
18-14	122-23114-00	20-10	164-26363-00	4-21	241-16341-01
18-18	122-23346-01	14-13	164-81246-21	12-29	248-13174-00
19- 2	122-23411-00	26- 8	166-83550-00	8-18	248-15668-00
19- 1	122-23412-00	20-25	168-83936-01	20-27	253-26290-00
19- 4	122-23416-00	23-15	174-24741-00	20-26	253-26290-10
19- 6	122-23441-00	16- 3	183-22151-00	12- 2	256-17837-00
19- 7	122-23442-02	24-15	183-25149-00	3- 6	257-11681-00
21- 8	122-24181-00	28- 3	183-83312-70	12- 3	257-13175-00
21-16	122-24521-00	28- 5	183-83313-70	5-31	257-15389-00
21-17	122-24532-00	28- 4	183-83333-71	4- 9	257-16324-00
21-10	122-24610-01	19- 5	185-23435-00-35	5-18	257-17219-00-06

NUMERICAL INDEX

Ref No.	Parts No.	Ref No.	Parts No.	Ref No.	Parts No.
5-28	257-17461-20	17- 4	288-27231-00	2-12	353-15416-00-Y4
5-28	257-17461-30	18-13	290-23144-00	2-12	353-15416-00-98
5-28	257-17461-40	18-12	290-23145-01	2- 6	353-15421-00-98
5-28	257-17461-50	18- 6	290-23149-00	2- 6	353-15421-00-Y4
18-16	260-23111-41	18-11	290-23150-01	2- 9	353-15437-02
18-19	260-23318-40	24- 9	296-25117-00	2- 7	353-15451-00
28- 7	260-83316-30	24-22	296-25330-00	8-16	353-15641-00
28- 8	260-83326-30	25-17	296-25330-00	5-22	353-15651-00
26-13	261-84315-61	14- 6	296-81321-21	8- 8	353-15660-01
20- 6	266-26261-00	13- 6	296-81332-10	3-15	353-16111-01
27- 4	275-84523-60	14- 5	296-81332-20	4- 2	353-16150-01
27- 9	275-84526-60	14- 8	296-81325-20	4- 1	353-16301-00
27-11	275-84527-60	29- 1	308-82110-10	4-10	353-16351-00
9-21	278-13552-01	29- 3	308-82122-00	4-18	353-16357-00
23- 8	278-24728-00	29- 4	308-82124-00	4- 6	353-16371-00
10-26	288-14124-00	9-14	314-13613-00	4-22	353-16396-00
10-20	288-14137-00	9-15	314-13616-01	5- 5	353-17121-00
10-25	288-14161-00	15-13	338-21659-00	5- 4	353-17131-00
10-19	288-14336-03	20-24	338-83983-00	5- 2	353-17141-01
10- 3	288-14341-03	27- 8	338-84551-60-35	5-17	353-17211-00
10- 4	288-14343-46	27- 5	341-84721-60	5-12	353-17221-00
10- 4	288-14343-47	27- 6	341-84722-60	5-15	353-17231-00
10- 4	288-14343-48	27- 7	341-84724-60	5-16	353-17241-00
15-18	288-21376-00	18-21	341-85111-60	5- 1	353-17411-01
18-24	288-21510-01-20	27-12	341-85111-60	5-10	353-17421-01
18-24	288-21510-01-36	24-17	342-25121-00	5- 8	353-17471-00
16- 2	288-22141-00	3- 4	353-11651-00	7- 8	353-18101-00
16- 6	288-22311-00-33	12-19	353-13128-00	7- 1	353-18120-00
18-31	288-23485-00	12- 8	353-13178-00	6- 5	353-18511-01
18-34	288-23486-00	12-25	353-13552-01	6-18	353-18512-01
18-35	288-23489-00	9-13	353-13610-01	6-14	353-18547-00
22- 4	288-24684-00	9-12	353-13621-00	6- 8	353-18562-00
24- 2	288-25104-01	2-14	353-15362-00	22- 5	353-21778-00
24- 3	288-25196-90	2- 1	353-15411-00-98	21- 9	353-24182-00
24- 4	288-25197-90	2- 1	353-15411-00-Y4	23- 3	353-24726-00
25- 1	288-25311-00	2- 2	353-15415-00-98	24-35	353-25181-01
25-36	288-25441-10	2- 2	353-15415-00-Y4	25-24	353-25371-00

NUMERICAL INDEX

Ref No.	Parts No.	Ref No.	Parts No.	Ref No.	Parts No.
29- 7	353-81970-61	10-23	367-14126-00	1- 1	367-15111-01-98
29- 5	353-82150-00	10-21	367-14136-00	1- 2	367-15121-04
29-23	353-82530-01	10-24	367-14168-00	1- 2	367-15121-04-98
21-14	353-24515-00	10-24	367-14168-00-33	9-20	367-15378-00
21-22	355-24518-00	10-27	367-14169-00	8- 1	367-15610-01-93
21-21	355-24523-00	10- 6	367-14195-00	7- 9	367-18111-00-93
21-20	355-24524-01	10-15	367-14211-00-33	7- 2	367-18197-00
21-19	355-24535-00	10- 1	367-14301-61	6- 1	367-18541-01
1-11	367-11111-01-94	10- 1	367-14301-61-33	15- 1	367-21110-10-33
1-11	367-11111-01-R4	10-18	367-14312-10	15- 7	367-21610-00-20
1- 9	367-11311-00	10-17	367-14323-00	15- 7	367-21610-00-36
1- 8	367-11351-00	10-22	367-14331-00	15-13	367-21659-00
3- 1	367-11400-01	10-29	367-14335-00	22- 1	367-21705-00-26
3- 2	367-11412-00	10-16	367-14337-00	22- 1	367-21705-00-36
3- 3	367-11422-00	10- 2	367-14342-17	22- 3	367-21771-00
3-11	367-11610-00	10-34	367-14348-00	22- 8	367-21787-10
3-11	367-11610-10	10-28	367-14371-00	16- 1	367-22110-00-33
3-11	367-11610-20	10-33	367-14373-00	16- 9	367-22210-20
3-11	367-11610-30	10-32	367-14374-00	18- 1	367-23101-61-35
3-11	367-11610-40	10-30	367-14375-00	18- 2	367-23126-61-35
3-24	367-11630-00	10-31	367-14377-00	18- 9	367-23134-61
3-24	367-11630-10	10-10	367-14381-00	18- 3	367-23136-61-35
3-24	367-11630-20	10-10	367-14381-00-33	18- 5	367-23141-61
3-24	367-11630-30	10- 9	367-14384-00	18- 7	367-23166-61
3-24	367-11630-40	10- 7	367-14385-00	18-17	367-23340-60-33
3- 8	367-11631-01-96	10- 8	367-14386-00	21- 1	367-24110-00-W2
3- 8	367-11631-01-98	10- 5	367-14390-14	21- 1	367-24110-00-W3
3- 8	367-11635-01	10-35	367-14396-00	21- 2	367-24244-30
3- 8	367-11636-01	9- 1	367-14411-00	21- 3	367-24245-30
3- 8	367-11637-01	9- 3	367-14412-00	21- 4	367-24246-30
3- 8	367-11638-01	9- 2	367-14451-01	21- 5	367-24247-30
12-12	367-13101-00	9- 7	367-14453-01	21- 6	367-24248-30
12-15	367-13146-01	11- 1	367-14610-31	21- 7	367-24249-30
2-16	367-13174-00	11- 7	367-14718-30	21-13	367-24500-02
9-11	367-13565-00-Y4	11-11	367-14729-31	23- 1	367-24770-01
9-11	367-13565-00-98	11- 2	367-14752-30	23- 2	367-24771-01
10-13	367-14125-00	1- 1	367-15111-01	24- 1	367-25111-00

NUMERICAL INDEX

Ref No.	Parts No.	Ref No.	Parts No.	Ref No.	Parts No.
25- 2	367-25304-00	29-17	375-82316-01	19-15	90105-10006
25-30	367-25381-00	26-10	388-84110-61	17-11	90109-08031
25- 3	367-25396-90	26-11	388-84120-61	25-25	90109-08063
25- 4	367-25397-90	11-11	393-14729-30	25-37	90109-08319
20- 1	367-26111-02	22- 8	393-21787-20	25-26	90109-08368
20- 5	367-26311-02	21- 2	393-24244-30	6-11	90109-14390
20- 7	367-26312-01	21- 3	393-24245-30	4-20	90113-06013
20- 8	367-25321-02	21- 4	393-24246-30	1- 7	90116-06026
20- 9	367-26335-02	21- 5	393-24247-30	4-11	90119-05001
20-11	367-26341-01	21- 6	393-24248-30	18-20	90119-08010
17- 1	367-27211-00	21- 7	393-24249-30	20-13	90123-06010
17-10	367-27311-02-33	24-17	393-25120-10	7- 5	90149-08094
15-17	367-28100-11	24-22	393-25130-00	20-19	90157-05006
14- 1	367-81300-21	25-17	393-25130-00	25-39	90170-08158
14-11	367-81315-20	25-13	393-25320-10	4-14	90170-12060
14-12	367-81328-20	29-13	393-82508-22	3-21	90170-12175
14- 2	367-81350-20	29-24	393-83371-11	24-38	90171-10004
29-16	367-82310-30	26- 1	393-83510-30	25-42	90171-12005
29-16	367-82310-40	26- 3	393-83520-00	1-12	90176-06002
15-14	368-21240-00	20-20	393-83973-00	16-10	90176-10013
19- 5	368-23435-00-35	26- 9	393-84130-61-20	20-12	90179-06143
24-16	368-25135-00	26-29	393-84313-00	17- 7	90179-06176
24-29	368-25138-00	20- 3	434-26242-00	3-17	90179-12044
13- 1	368-81300-11	24-19	437-25134-00	5-30	90179-12181
13- 3	368-81311-10	25-15	437-25134-00	19-13	90179-25051
13- 4	368-81313-10	20- 4	437-26243-10	11-13	90183-04005
13- 2	368-81350-10	29-21	437-82370-21	17-13	90185-08055
29-27	368-82590-20	27-10	437-84525-60	20-23	90201-05027
28- 2	368-83330-60-93	18- 8	439-23124-00	11- 5	90201-06052
29-12	368-83350-60	4-25	451-16342-00	24-30	90201-07076
18-27	368-84118-00-20	20- 2	462-26241-00	12- 9	90201-10129
18-28	368-84119-00-20	20-21	462-83976-00	12- 7	90201-10138
27- 1	368-84510-60	26- 4	477-83519-00-35	16-11	90201-10140
27- 2	368-84511-60	23-17	526-24705-00	5-23	90201-12163
26-12	371-84312-60	21-18	603-24531-01	7-13	90201-12183
6-10	374-18141-00	10-14	646-14212-00	3-19	90201-12535
23-16	374-24768-00	29-28	803-82591-00	5-20	90201-13202

NUMERICAL INDEX

Ref No.	Parts No.	Ref No.	Parts No.	Ref No.	Parts No.
24-14	90201-20269	22- 6	90445-09110	25-43	91401-30022
4- 4	90201-23315	9-10	90460-33013	17-16	91501-08038
11-12	90202-04003	29-11	90465-06038	23- 7	91502-05105
11-10	90202-05005	21-12	90467-08003	2- 8	91810-02014
11- 9	90202-06010	22- 7	90467-08003	1- 3	91810-05016
5-21	90206-15021	12-26	90468-02033	11- 8	91903-06010
3-16	90208-12015	12-30	90468-02033	9- 4	92501-06010
4-13	90208-12015	23- 6	90468-10050	18-32	92501-06010
26- 6	90209-05029	26- 7	90468-10050	5- 9	92501-06012
19-14	90209-10021	8-17	90468-26038	15-15	92501-06012
8- 4	90209-10108	24-18	90480-10068	29-19	92501-06012
5-29	90215-13019	25-14	90480-10068	4-24	92501-06015
23-12	90249-04068	27-19	90480-12013	2- 3	92501-06020
17- 6	90249-12008	12-24	90501-02217	9-18	92501-06020
3-22	90280-03017	12-28	90501-06025	1- 6	92501-06025
3-23	90282-05005	6-13	90501-09292	2-13	92501-06025
6-16	90334-12009	17- 5	90501-10245	29-18	92501-06025
18-36	90338-04010	4-12	90501-20125	2- 5	92501-06030
15-12	90338-07043	8- 3	90504-18005	2-11	92501-06030
24-40	90338-18014	9- 6	90506-06075	2-10	92501-06040
1-16	90340-10003	4-27	90506-07066	2- 4	92501-06045
1-14	90340-12005	24-23	90506-16034	1- 4	92501-06050
20-17	90387-05383	25-18	90506-16034	1- 5	92501-06055
24-36	90387-10077	17-12	90506-25047	2- 3	92506-06020
24-37	90387-10264	23-11	90508-10012	2-13	92506-06025
25-41	90387-12096	8-12	90508-26136	2- 5	92506-06030
25-35	90387-12412	7- 3	90508-32054	2-11	92506-06030
5-11	90387-16126	17- 3	90508-32056	2-10	92506-06040
5-27	90387-17137	25- 9	90560-12139	2- 4	92506-06045
3-14	90387-20170	4-16	90560-17123	6- 9	92701-06012
12-22	90430-04004	19-11	91214-06035	9-17	92901-03100
11- 6	90430-05010	12-20	91401-12018	10-11	92901-04100
1-17	90430-10031	17- 9	91401-20012	13-14	92901-04100
1-15	90430-12038	25-29	91401-20012	14-14	92901-04100
12-27	90445-05217	17-17	91401-20015	26-16	92901-04100
29- 2	90445-08172	24-39	91401-20020	26-20	92901-04200
21-11	90445-09066	6- 7	91401-25017	12-17	92901-05100

NUMERICAL INDEX

Ref No.	Parts No.	Ref No.	Parts No.	Ref No.	Parts No.
16- 8	92901-05100	19-10	92901-10100	17- 2	93430-12008
18-22	92901-05100	19- 9	92901-10600	12-10	93440-08001
29- 9	92901-05100	3-20	92901-12100	8- 5	93440-10028
29-15	92901-05100	27-13	92903-05100	6-17	93440-12026
18-23	92901-05200	26-26	92903-08200	5- 3	93440-16030
29-10	92901-05200	12- 6	93101-10001	5-14	93440-16030
9- 9	92901-06100	12-18	93101-10001	3-10	93450-13022
9-19	92901-06100	7-12	93101-12004	19-18	93501-04011
11- 4	92901-06100	3-18	93102-20009	4-17	93503-16003
15- 9	92901-06100	5-26	93102-25017	19- 3	93503-16010
15-16	92901-06100	24-32	93103-07003	12-23	93505-32002
23- 5	92901-06100	3-13	93103-28011	12- 4	93603-22028
24-27	92901-06100	4-23	93104-11028	6-15	93604-08071
25-22	92901-06100	25-40	93104-18006	6- 2	93604-10011
25-33	92901-06100	24-21	93105-47007	6- 6	93606-14081
27-17	92901-06100	24-12	93106-20001	24- 6	94125-15323
29-20	92901-06100	25-12	93106-20002	25- 6	94127-14324
29-26	92901-06100	8- 9	93109-15001	24- 7	94225-15036
1-13	92901-06200	24-33	93210-14104	25- 7	94227-14039
9- 5	92901-06200	2-15	93210-21190	24- 8	94325-15028
18-30	92901-06200	4- 3	93210-98202	25- 8	94327-14031
27-16	92901-06200	5- 7	93306-20303	25- 5	94414-14077
15-10	92901-06600	3-12	93306-20414	24- 5	94414-15058
17- 8	92901-06600	24-11	93306-30003	25-44	94504-20092
18-26	92901-06600	25-11	93306-30101	25-45	94604-20001
18-33	92901-06600	5-25	93306-30305	29-22	94701-00040
19-12	92901-06600	3- 7	93310-11268	12-16	95301-05600
22-10	92901-06600	3- 5	93310-41809	20-18	95301-05600
23-14	92901-06600	5-19	93410-12003	9- 8	95301-06600
24-28	92901-06600	5- 6	93410-13004	24-26	95301-06600
25-23	92901-06600	5-24	93410-13004	25-21	95301-06600
25-34	92901-06600	8-10	93410-15005	25-32	95301-06600
15- 6	92901-08100	24-13	93410-20009	27-18	95301-06600
25-27	92901-08100	8-14	93410-25017	4-19	95301-06700
26-27	92901-08100	6-20	93430-10016	7- 6	95301-08600
28-10	92901-08100	7- 4	93430-10016	21-23	95301-08600
11-16	92901-08200	7-14	93430-10016	26-28	95301-08600

NUMERICAL INDEX

Ref No.	Parts No.	Ref No.	Parts No.	Ref No.	Parts No.
28- 9	95301-08600	12-21	98901-04008		
25-28	95301-08700	FOR CANADA			
16- 5	95301-10600	30- 1	374-14610-10		
19- 8	95301-10600	30- 2	374-14753-10		
27-14	95303-05600	30- 4	393-82508-50		
15- 5	95701-08100	30- 3	477-83519-00		
15- 3	95821-08090				
15- 4	95821-08095				
15- 2	95821-08120				
18-25	97301-06010				
22- 9	97301-06010				
23- 4	97301-06010				
15- 8	97301-06012				
27-15	97301-06012				
29-25	97301-06012				
11- 3	97301-06015				
18-29	97301-06015				
24-25	97301-06030				
25-20	97301-06030				
11-15	97301-08015				
26-25	97304-08025				
8- 7	97311-06025				
7-11	97321-06020				
23-13	97501-06012				
10-12	98501-04010				
26-15	98501-04010				
16- 7	98501-05008				
29-14	98501-05010				
12-11	98501-05015				
20-16	98501-05018				
29- 8	98501-05020				
9-16	98512-03008				
6- 4	98701-05012				
13-15	98701-05015				
14-15	98701-05015				
26-17	98801-04300				
26-22	98801-04300				

www.legends-yamaha-enduros.com



YAMAHA MOTOR CO., LTD.

PRINTED IN JAPAN

First edition Feb., 1975

(LIT-10013-68-03)(367-28198-60)