



YAMAHA

PARTS LIST

MODEL **DT250** ('76)
(TYPE 512)

MODEL **DT400** ('76)
(TYPE 513)

FOR EUROPE

www.legends-yamaha-enduros.com

YAMAHA MOTOR CO., LTD.

COPY RIGHT: ALL RIGHTS RESERVED

NO PART OF THIS PUBLICATION MAY BE REPRODUCED WITHOUT PERMISSION.



DT250



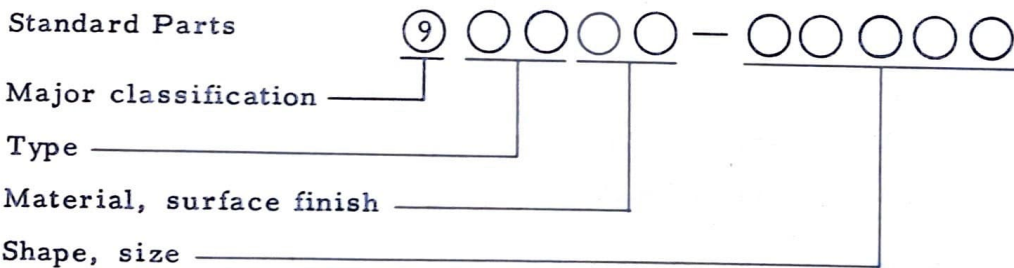

DT400

FOREWORD

This Parts List relates to the parts in use for the YAMAHA DT250, DT400. When you are ordering replacement parts for the DT250, DT400, refer to this Parts List and write both part numbers and part names correctly.

1. Structure of Part No.

Yamaha parts are divided largely into two categories; general parts and standard parts, and each part No. has the following structure:



Note: Every standard No. begins with 9.

2. How to Use this Parts List

(1) Except for steel balls (whose size is indicated in inches), the size of all parts is indicated in millimeters in the following manner.

- Hose (rubber or vinyl) Inside diameter - length
- O-ring Section area - inside diameter
- Washer, shim, collar Inside diameter - outside diameter - thickness (length)

(2) Parts, which are to be supplied in the form of assemblies, are listed with an indentation of one letter's space, and a dot (.) is put

against the name of each part. If any two different assemblies (e.g., right and left side components) consist of almost the same type components, these two assemblies are listed in two lines, and then the names of component parts are listed in the subsequent lines with an indention as mentioned earlier. The quantity of parts is given in the following manner; that is, in the case of parts being the same in type between the right and left, a total quantity of parts is given. On the other hand, if the right and left side parts are different in type, the quantity of part(s) on each side is given.

Example

Description	Q'ty
CARBURETOR ASS'Y, left	1
CARBURETOR ASS'Y, right	1
. JET, pilot	2
. NOZZLE, main	2
.	
.	
. LEVER, starter, left	1
. LEVER, starter, right	1

(3) Key to Symbols

U. R.	Use size (thickness) and/or number as required
U. N.	Use as many as you need
T	Number of teeth in a gear
V	Voltage for light bulbs
S	"S" type oil seal or "S" type circlip
SD	"SD" type oil seal
SO	"SO" type oil seal
SW	"SW" type oil seal
E	"E" type circlip
R	"R" type circlip
F/No.	Frame No. (Applicable machine No.)

- (4) The parts marked with "X" in your country column are exclusive for your country, therefore, you should place an order only those parts. Meanwhile, the other parts are common for all European countries, and then we do not mention the names of countries.
- (5) The parts marked with * in the remark column of this list are not supplied with by Yamaha, those have to be found locally.
- (6) Please be advised that we supply you with Head Lamp Unit Ass'y, Tail Lamp Unit Ass'y and Flasher Lamp Ass'y without bulbs.
- (7) The right and left in relation to parts are determined on the basis of the rider facing toward the front.
- (8) This Parts List is based on the model in the production line on Nov., 20, 1975. Accordingly, if any modifications which have been made to parts will be announced in the Yamaha Parts News. It is advisable that according to the Yamaha Parts News, you will make necessary corrections to the Parts List on hand to keep it up-to dated.

CONTENTS

ENGINE

Fig. 1	Cylinder Head · Cylinder	1
Fig. 2	Crankcase	3
Fig. 3	Crankcase Cover	5
Fig. 4	Crank · Piston	7
Fig. 5	Clutch	11
Fig. 6	Transmission	13
Fig. 7	Shifter 1	17
Fig. 8	Shifter 2	19
Fig. 9	Kick Starter	21
Fig. 10	Tachometer Gear	25
Fig. 11	Decompression Valve (DT400)	27
Fig. 12	Intake	29
Fig. 13	Carburetor (DT250)	31
Fig. 14	Carburetor (DT400)	35
Fig. 15	Exhaust	39
Fig. 16	Oil Pump	41
Fig. 17	Flywheel Magneto (DT250)	43
Fig. 18	C.D.I. Magneto (DT400)	45

CHASSIS

Fig. 19	Frame · Side Cover	49
Fig. 20	Rear Arm · Rear Cushion · Chain Case	53
Fig. 21	Stand · Footrest · Brake Pedal	57
Fig. 22	Front Fender · Rear Fender	61
Fig. 23	Front Fork	65
Fig. 24	Steering	69
Fig. 25	Handle · Wire	71
Fig. 26	Fuel Tank	75
Fig. 27	Oil Tank	79

Fig. 28	Seat	81
Fig. 29	Front Wheel	83
Fig. 30	Rear Wheel	87
Fig. 31	Head Lamp	93
Fig. 32	Speedometer · Tachometer	97
Fig. 33	Tail Lamp 1	99
Fig. 34	Tail Lamp 2	103
Fig. 35	Tail Lamp 3	105
Fig. 36	Flasher Lamp 1	107
Fig. 37	Flasher Lamp 2	109
Fig. 38	Electrical	111

REPAIR KIT

Fig. 39	Repair Kit	117
---------	------------	-----

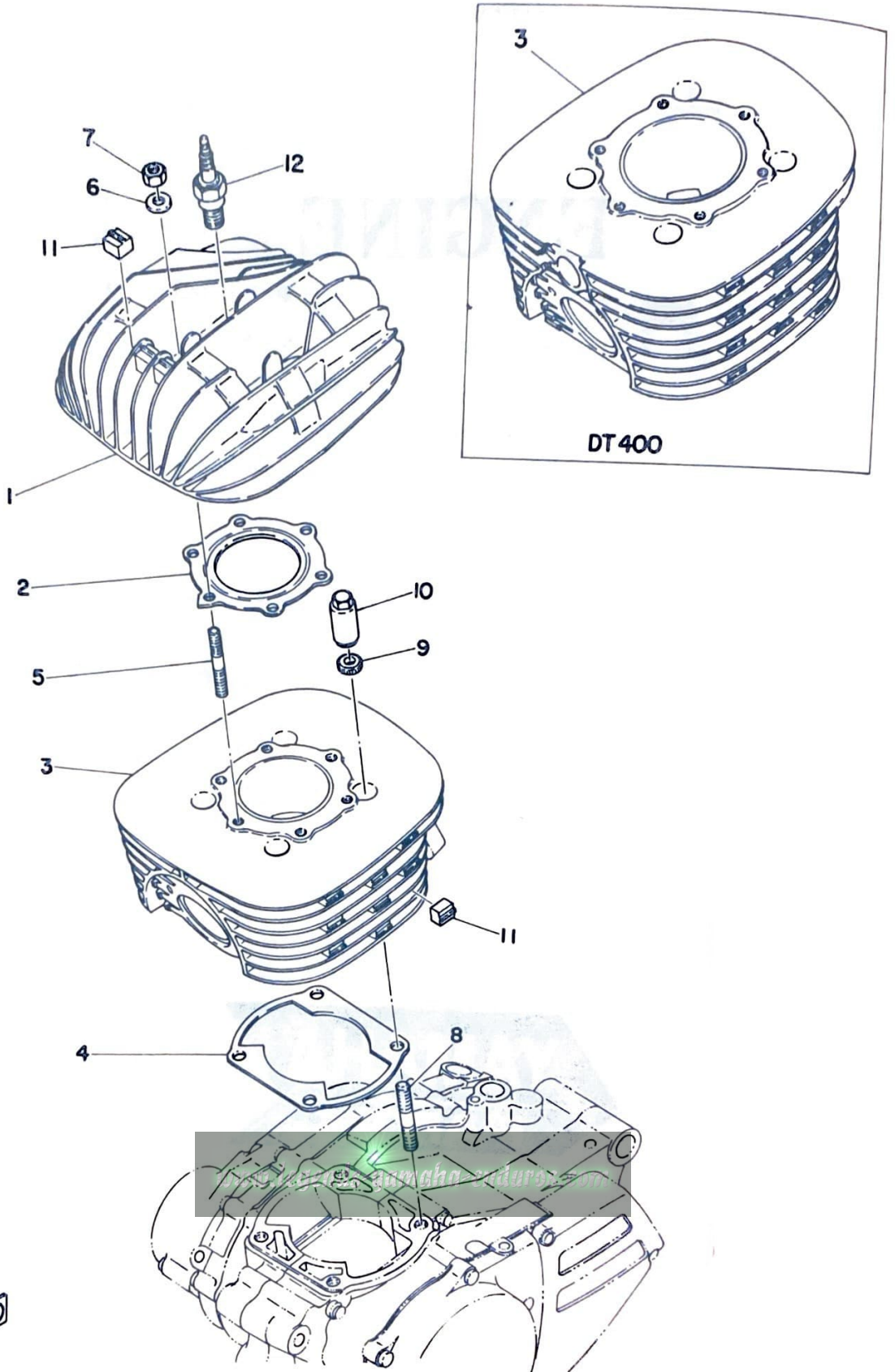
NUMERICAL INDEX

ENGINE



www.legends-yamaha-enduros.com

Fig. 1 CYLINDER HEAD · CYLINDER



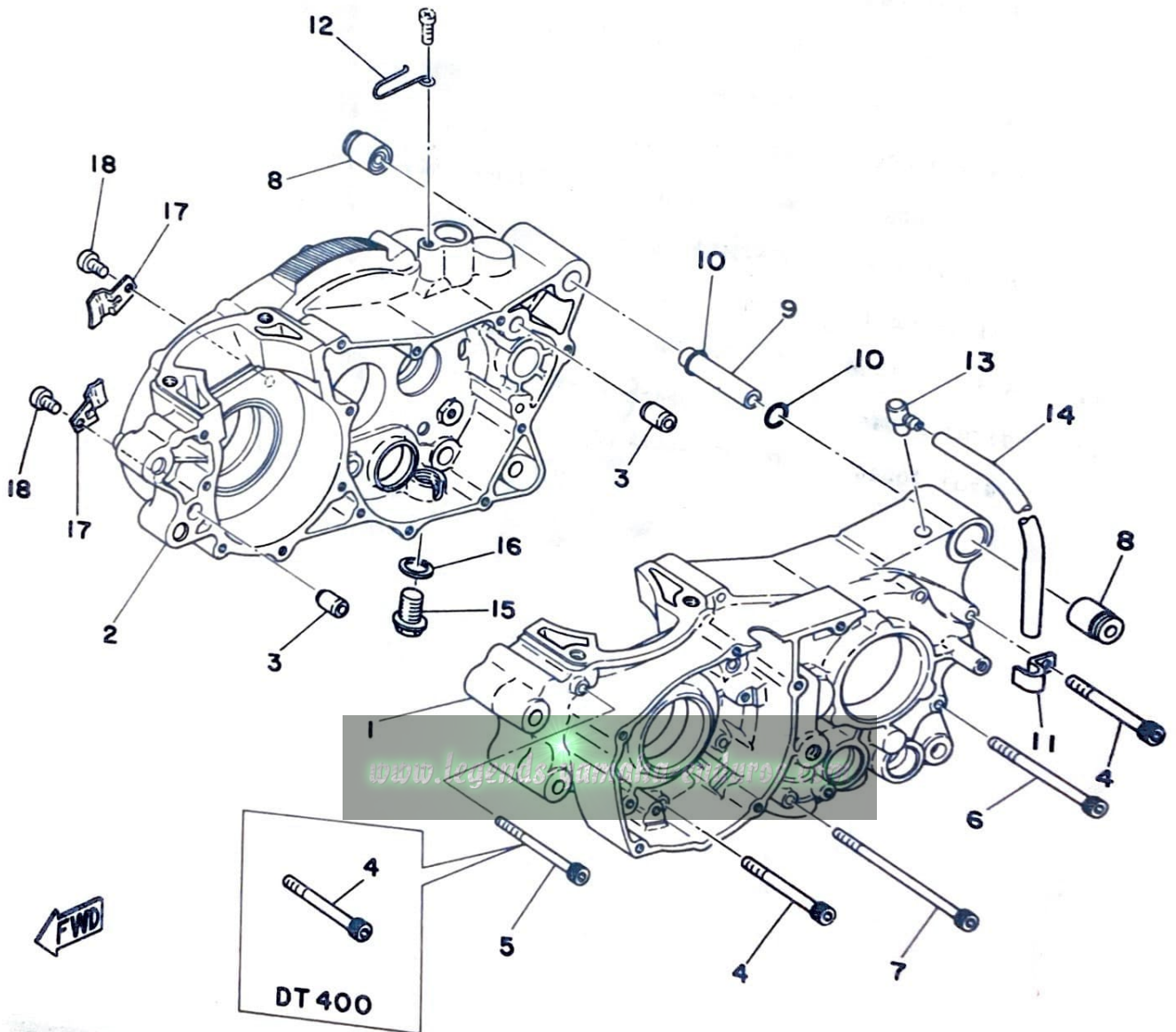
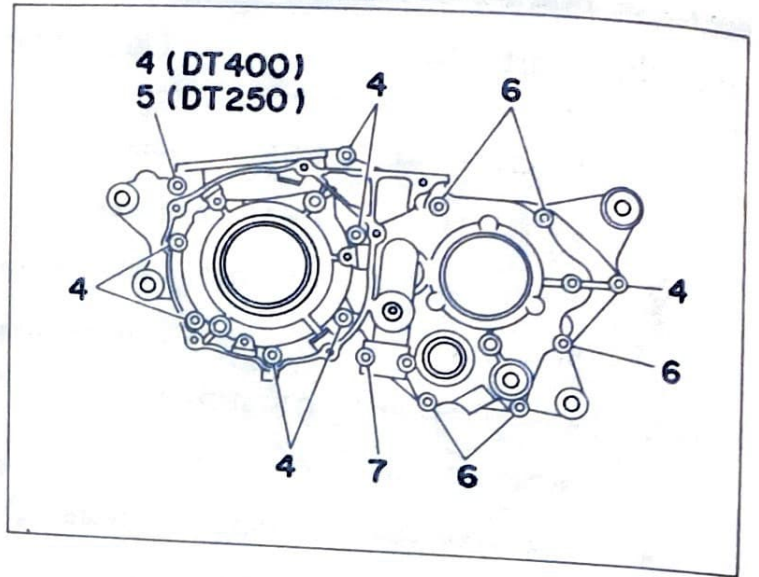
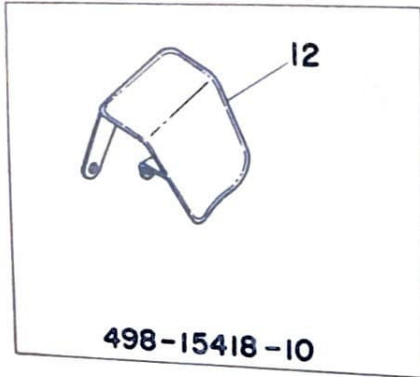
FWD

CYLINDER HEAD - CYLINDER

Ref. No.	Parts No.	Description	Q'ty		Applicable Machine No.	Remarks
			250	400		
1- 1	498-11111-01	HEAD, cylinder	1			
	500-11111-00	HEAD, cylinder		1		
1- 2	434-11181-00	GASKET, cylinder head	1			
	500-11181-00	GASKET, cylinder head		1		
1- 3	498-11311-00	CYLINDER	1			
	500-11311-00	CYLINDER		1		
1- 4	364-11351-00	GASKET, cylinder	1			
	500-11351-00	GASKET, cylinder		1		
1- 5	90116-08104	BOLT, stud (363-11179-00)	6	6		
1- 6	90201-08100	WASHER, plate (812-11175-00) ...	6	6		
1- 7	95301-08600	NUT, hexagon	6	6		
1- 8	90116-10087	BOLT, stud (363-11361-00)	4	4		
1- 9	90201-11155	WASHER, plate (363-11175-00) ..	4	4		
1-10	90179-10211	NUT <i>27.20</i>	4	4		
1-11	498-11161-00	ABSORBER	23	27		
1-12	94701-00045	PLUG, spark (B-8ES)	1			
	94701-00046	PLUG, spark (B-9ES)		1		

www.legends-yamaha-enduros.com

Fig. 2 CRANKCASE

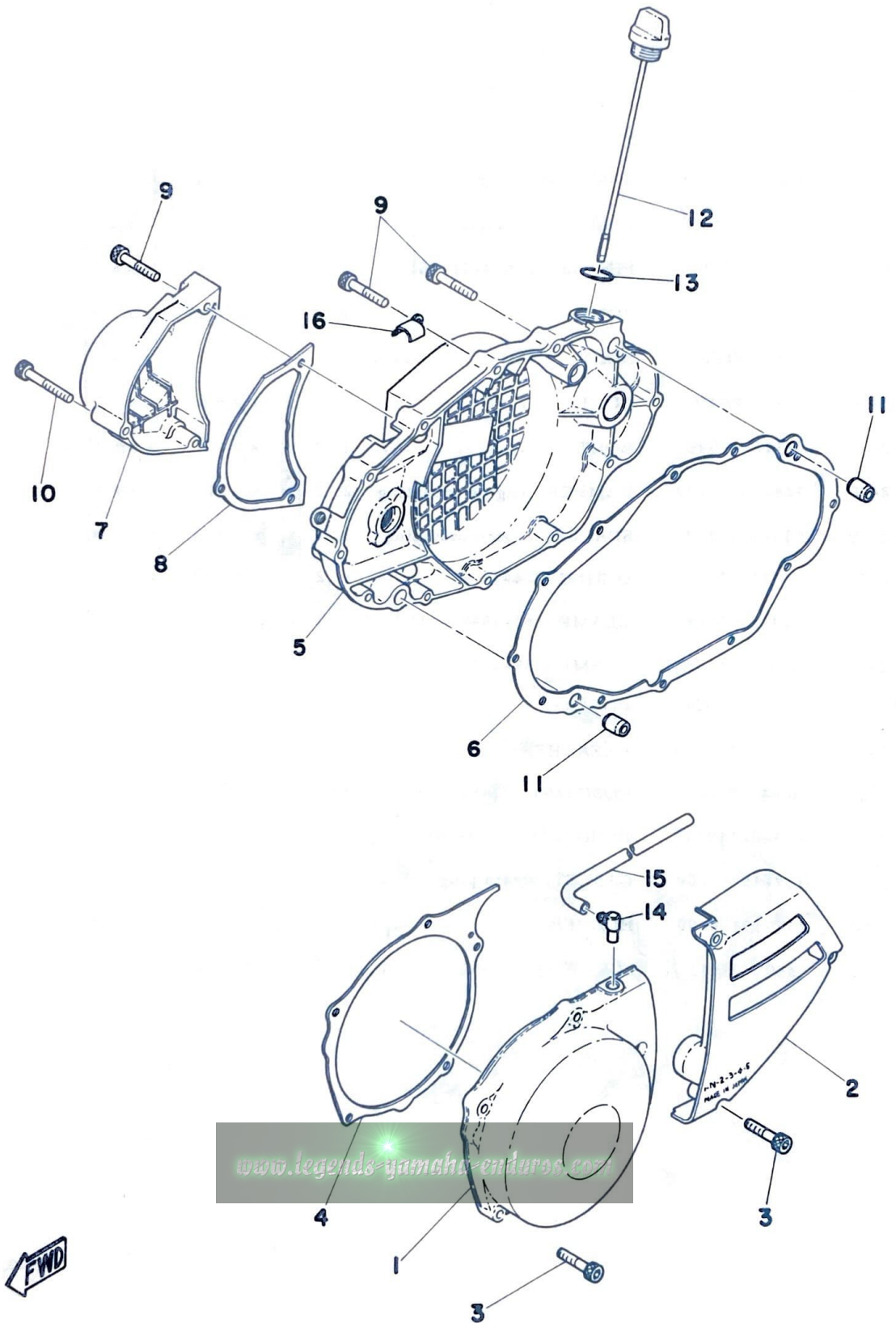


CRANKCASE

Ref. No.	Parts No.	Description	Q'ty		FRANCE	HOLLAND	SWITZERLAND W. GERMANY	BELGIUM	SWEDEN	FINLAND	DENMARK	NORWAY	AUSTRIA	ENGLAND	ITALY	Remarks	
			250	400													
2- 1	498-15111-01	CASE, crank left	1		x	x	x	x	x				x	x			
	500-15111-00	CASE, crank left	1		x			x					x	x	x		
2- 2	498-15121-01	CASE, crank right	1		x	x	x	x	x				x	x			
	500-15121-00	CASE, crank right	1		x			x					x	x	x		
2- 3	91830-22016	PIN, dowel (8.4-12-16) ..	2	2	x	x	x	x	x				x	x	x	x	
2- 4	91316-06055	BOLT	7	8	x	x	x	x	x				x	x	x	x	
2- 5	91316-06060	BOLT	1		x	x	x	x	x				x	x			
2- 6	91316-06070	BOLT	5	5	x	x	x	x	x				x	x	x	x	
2- 7	91316-06095	BOLT	1	1	x	x	x	x	x				x	x	x	x	
2- 8	328-15316-00	DAMPER, engine mounting	2	2	x	x	x	x	x				x	x	x	x	
2- 9	438-15317-00	SPACER, engine mounting	1	1	x	x	x	x	x				x	x	x	x	
2-10	93210-11073	O-RING (2.4-10.8)	2	2	x	x	x	x	x				x	x	x	x	
2-11	90462-05005	CLAMP (363-15485-01) ..	1	1	x	x	x	x	x				x	x	x	x	
2-12	90465-20035	CLAMP (438-15485-00) ..	1	1	x	x	x	x					x	x	x		
	498-15418-10	COVER	1						x				x				
2-13	498-15371-00	BREATHER	1	1	x	x	x	x	x				x	x	x	x	
2-14	90445-07040	HOSE (296-21745-00) ...	1	1	x	x	x	x	x				x	x	x	x	4.2-510
2-15	90340-14010	PLUG (214-15351-00) ...	1	1	x	x	x	x	x				x	x	x	x	
2-16	137-15353-00	GASKET, drain plug ³⁷⁰ ...	1	1	x	x	x	x	x				x	x	x	x	
2-17	434-15118-00	HOLDER	2	2	x	x	x	x	x				x	x	x	x	
2-18	92501-08012	SCREW, panhead	2	2	x	x	x	x	x				x	x	x	x	

www.legends-yamaha-enduros.com

Fig. 3 CRANKCASE COVER

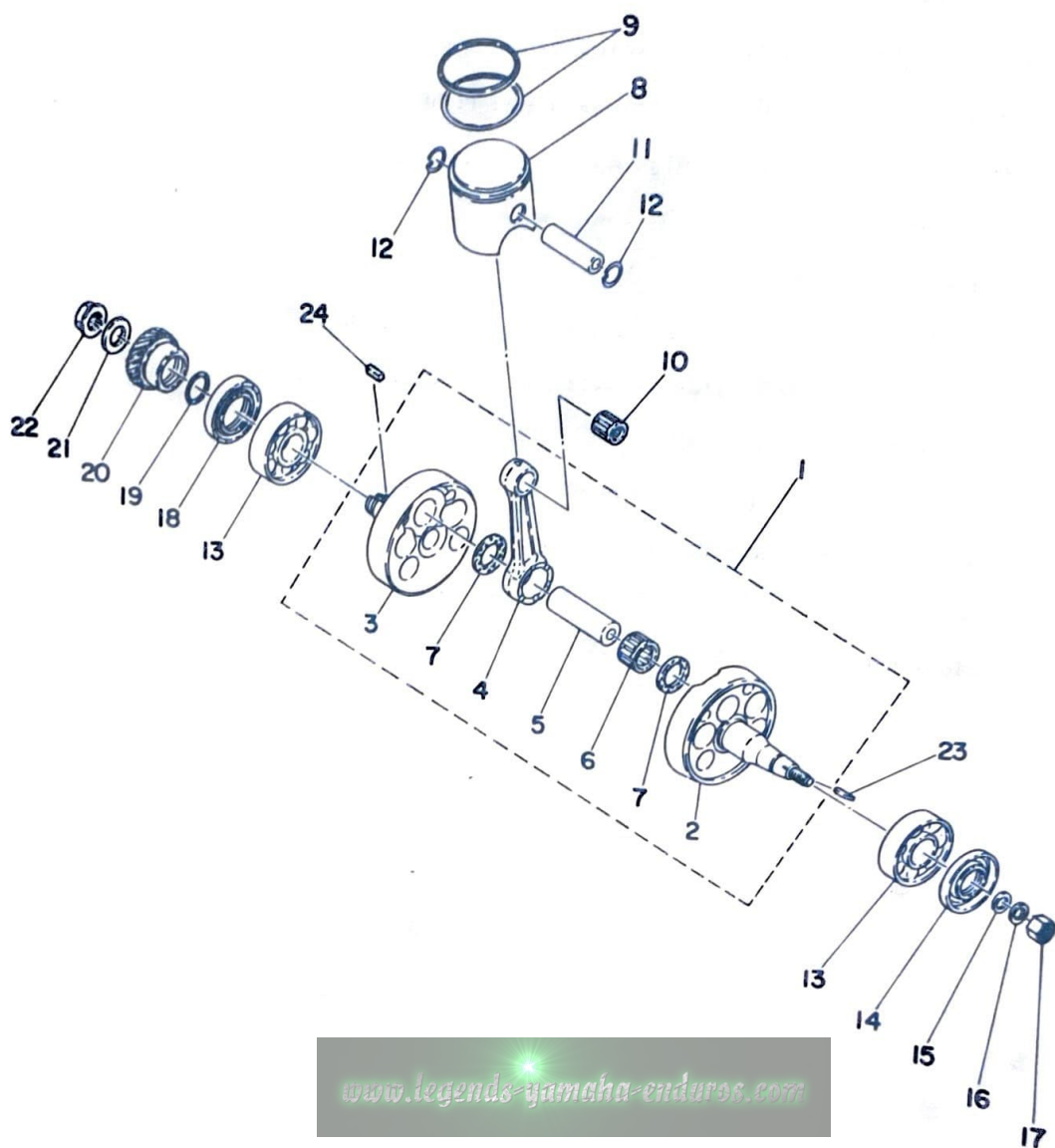


CRANKCASE COVER

Ref. No.	Parts No.	Description	Q'ty		Applicable Machine No.	Remarks
			250	400		
3- 1	498-15411-00	COVER, crankcase left 1	1			
	509-15411-00	COVER, crankcase left 1		1		
3- 2	498-15421-00	COVER, crankcase left 2	1	1		
3- 3	91316-06025	BOLT	8	8		
3- 4	363-15451-00	GASKET, crankcase cover left 1	1	1		
3- 5	498-15431-01	COVER, crankcase right	1	1		
3- 6	364-15461-01	GASKET, crankcase cover right	1	1		
3- 7	498-15416-01	COVER, oil pump	1	1		
3- 8	498-15456-00	GASKET, oil pump cover	1	1		
3- 9	91316-06030	BOLT	14	14		
3-10	91316-06040	BOLT	1	1		
3-11	91830-22016	PIN, dowel (8.4-12-16)	2	2		
3-12	498-15363-00	PLUG, oil	1	1		
3-13	93210-19123	O-RING (2.4-19.0)	1	1		
3-14	498-15371-00	BREATHER	1			
3-15	90445-07177	HOSE (395-14197-00)	1			4.2-310
3-16	90465-10069	CLAMP	1	1		

www.legends-yamaha-enduros.com

Fig. 4 CRANK - PISTON



www.legends-yamaha-enduros.com

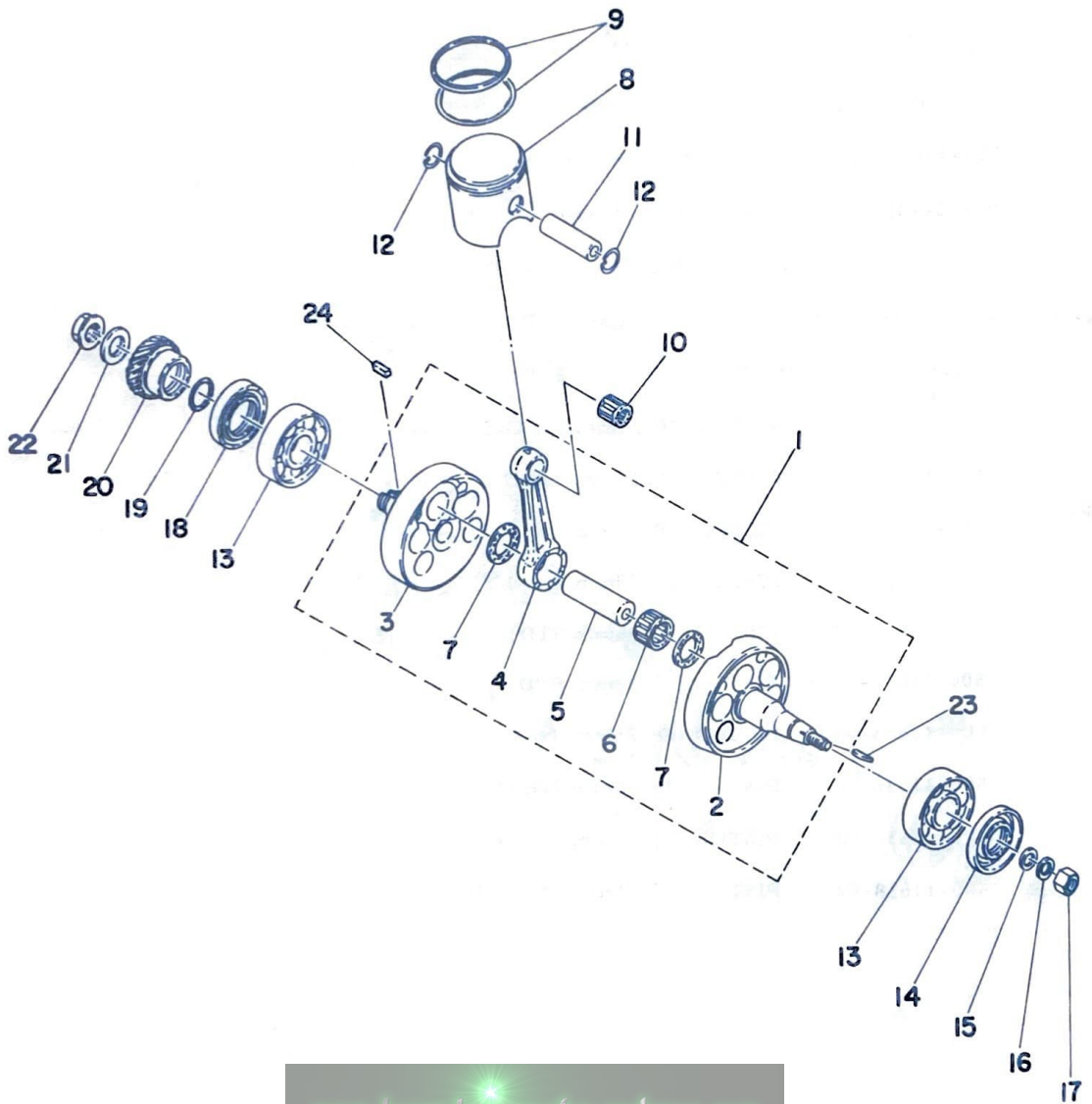


CRANK · PISTON

Ref. No.	Parts No.	Description	Q'ty		Applicable Machine No.	Remarks
			250	400		
4- 1	498-11400-00	CRANK ASS'Y	1			
	500-11400-01	CRANK ASS'Y		1		
4- 2	498-11412-00	. CRANK, left	1			
	500-11412-01	. CRANK, left		1		
4- 3	498-11422-00	. CRANK, right	1			
	500-11422-00	. CRANK, right		1		
4- 4	498-11651-00	. ROD, connecting	1	1		
4- 5	275-11681-00	. PIN, crank	1	1		
4- 6	93310-42541	. BEARING, con-rod big end	1	1		
4- 7	90209-25085	. WASHER (275-11685-00)	2	2		
4- 8	438-11631-01-96	PISTON (69.96mm STD)	} U. R	1		
	438-11631-01-98	PISTON (69.98mm STD)				
	438-11635-01	PISTON (70.25mm 1st O.S)	1			Alternate Parts
	438-11636-01	PISTON (70.50mm 2nd O.S)	1			Alternate Parts
	438-11637-01	PISTON (70.75mm 3rd O.S)	1			Alternate Parts
	438-11638-01	PISTON (71.00mm 4th O.S)	1			Alternate Parts
	500-11631-02-96	PISTON (85.96mm STD)	} U. R	1		
	500-11631-02-98	PISTON (85.98mm STD)				
	500-11635-02	PISTON (86.25mm 1st O.S)	1			Alternate Parts
	500-11636-02	PISTON (86.50mm 2nd O.S)	1			Alternate Parts
	500-11637-02	PISTON (86.75mm 3rd O.S)	1			Alternate Parts
	500-11638-02	PISTON (87.00mm 4th O.S)	1			Alternate Parts

www.legends-yamaha-enduros.com

Fig. 4 CRANK · PISTON



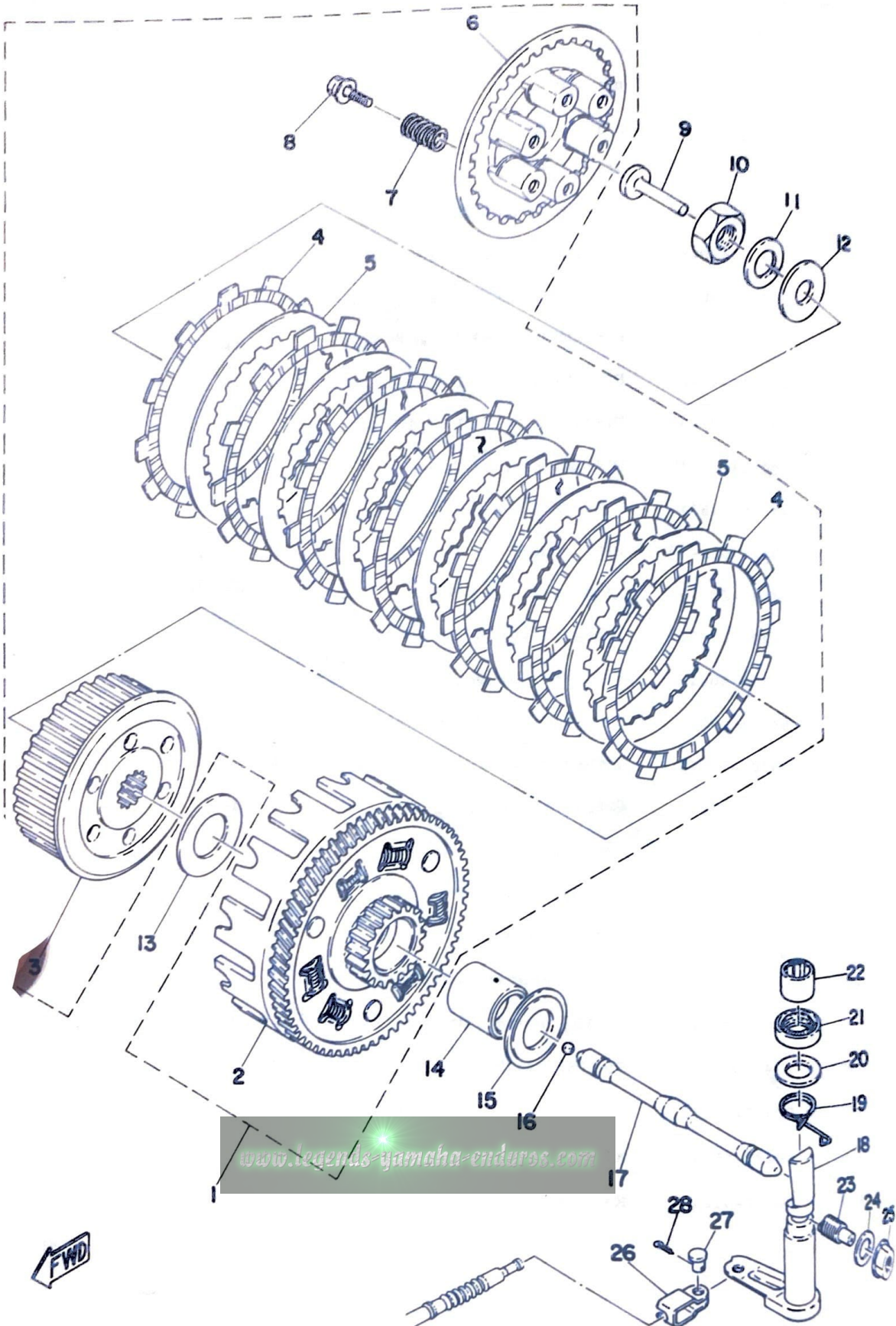
www.legends-yamaha-enduros.com



CRANK · PISTON

Ref. No.	Parts No.	Description	Q'ty		Applicable Machine No.	Remarks
			250	400		
4- 9	438-11610-00	PISTON RING SET (STD)	1s			
	438-11610-10	PISTON RING SET (1st O.S)	1s			Alternate Parts
	438-11610-20	PISTON RING SET (2nd O.S)	1s			Alternate Parts
	438-11610-30	PISTON RING SET (3rd O.S)	1s			Alternate Parts
	438-11610-40	PISTON RING SET (4th O.S)	1s			Alternate Parts
	500-11610-00	PISTON RING SET (STD)		1s		
	500-11610-10	PISTON RING SET (1st O.S)		1s		Alternate Parts
	500-11610-20	PISTON RING SET (2nd O.S)		1s		Alternate Parts
	500-11610-30	PISTON RING SET (3rd O.S)		1s		Alternate Parts
	500-11610-40	PISTON RING SET (4th O.S)		1s		Alternate Parts
4-10	93310-21874	BEARING, con-rod small end	1	1		
4-11	214-11633-00	PIN, piston	1	1		
4-12	93450-20026	CLIP (604-11634-00)	2	2		
4-13	93306-20601	BEARING (B6206)	2			
	93306-30615	BEARING (B6306C4)		2		
4-14	93103-30092	OIL SEAL (SW-30-55-10)	1	1		
4-15	90201-12535	WASHER, plate	1	1		
4-16	92901-12100	WASHER, spring	1	1		
4-17	90170-12181	NUT, hexagon	1	1		
4-18	93103-40091	OIL SEAL (SW-40-55-10)	1	1		
4-19	93210-29282	O-RING (1.9-29.5)	1	1		
4-20	498-16111-00	GEAR, primary drive (23T)	1			
	500-16111-00	GEAR, primary drive (24T)		1		
4-21	214-16119-00	SPRING, belleville	1	1		
4-22	90179-18172	NUT	1	1		
4-23	90280-05013	KEY, woodruff	1	1		
4-24	90282-07019	KEY, straight	1	1		

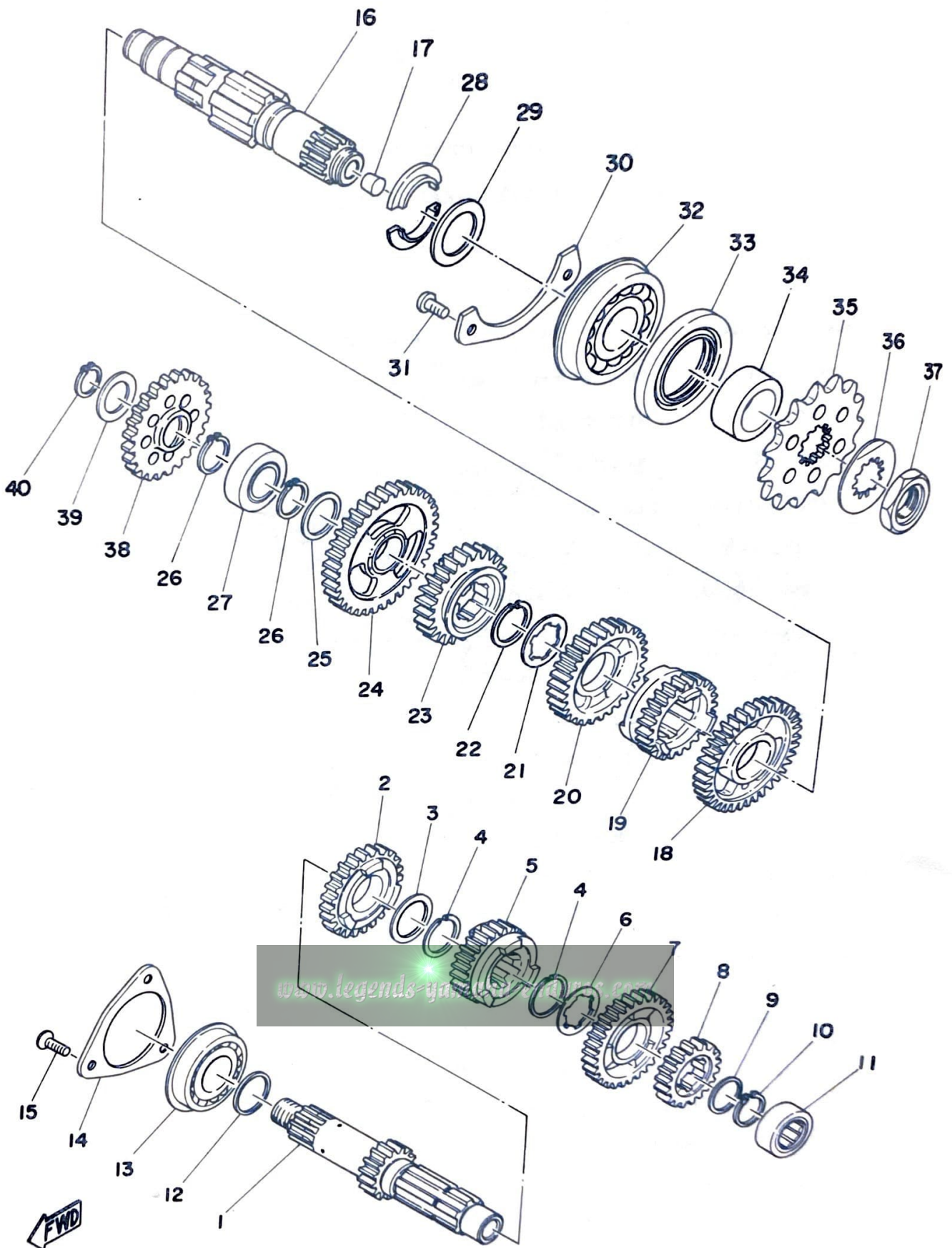
Fig. 5 CLUTCH



CLUTCH

Ref. No.	Parts No.	Description	Q'ty		Applicable Machine No.	Remarks
			250	400		
5- 1	498-16301-00	CLUTCH ASS'Y	1			
	500-16301-00	CLUTCH ASS'Y		1		
5- 2	498-16150-00	. PRIMARY DRIVEN GEAR COMP.	1			
	500-16150-00	. PRIMARY DRIVEN GEAR COMP.		1		
5- 3	498-16371-00	. BOSS, clutch	1	1		
5- 4	360-16321-00	. PLATE, friction	7	7		
5- 5	498-16325-00	. PLATE, clutch	6	6		
5- 6	498-16351-00	. PLATE, pressure	1	1		
5- 7	90501-23138	. SPRING (168-16333-00)	6	6		
5- 8	90159-06010	. SCREW, with washer	6	6		
5- 9	174-16356-00	ROD, push	1	1		
5-10	90170-18089	NUT, hexagon (156-16174-00)	1	1		
5-11	92901-18100	WASHER, spring	1	1		
5-12	92901-18200	WASHER, plain	1	1		
5-13	170-16164-00	PLATE, thrust 2 (25-50-2)	1	1		
5-14	498-16181-00	SPACER	1	1		
5-15	360-16154-00	PLATE, thrust 1	1	1		
5-16	93511-32027	BALL (11/32 inch)	1	1		
5-17	510-16356-00	ROD, push	1	1		
5-18	434-16382-01	AXLE, push lever	1	1		
5-19	90508-12131	SPRING, torsion (363-16345-00)	1	1		
5-20	90201-17327	WASHER, plate	1	1		
5-21	93102-17004	OIL SEAL (SD-17-28-6)	1	1		
5-22	93315-11720	BEARING (B15000)	1	1		
5-23	364-16343-00	SCREW, adjusting	1	1		
5-24	90430-12036	GASKET (363-16387-00)	1	1		
5-25	363-16344-00	NUT, adjusting	1	1		
5-26	498-16389-00	JOINT	1	1		
5-27	90240-06005	PIN (214-16379-00)	1	1		
5-28	91401-10010	PIN, cotter	1	1		

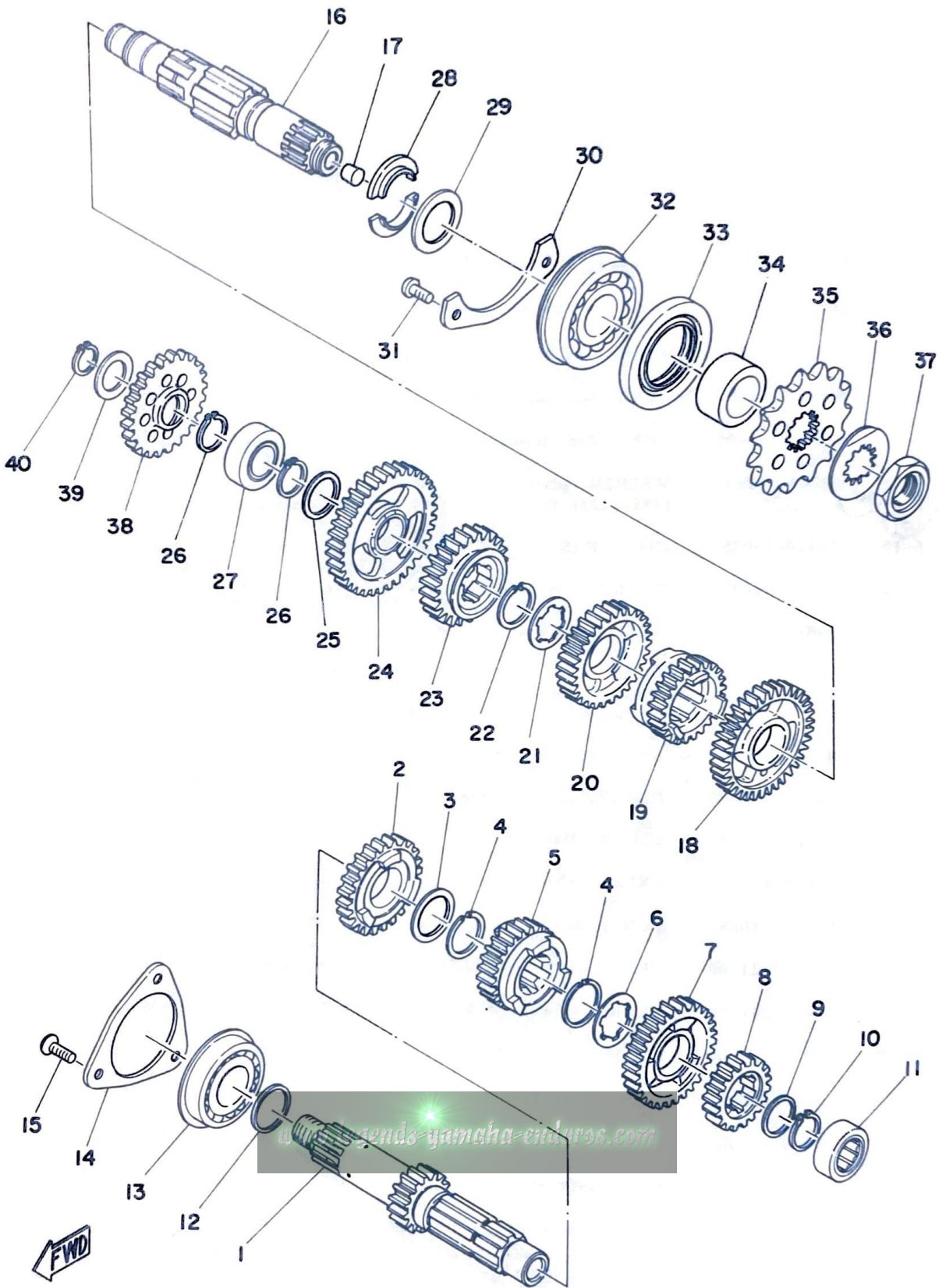
Fig. 6 TRANSMISSION



TRANSMISSION

Ref. No.	Parts No.	Description	Q'ty		FRANCE	HOLLAND	WEST GERMANY	SWITZERLAND	BELGIUM	SWEDEN	FINLAND	DENMARK	NORWAY	AUSTRIA	ENGLAND	ITALY	Remarks
			250	400													
6- 1	498-17411-00	AXLE, main (15T)	1	1	x	x	x	x	x	x			x	x	x	x	
6- 2	438-17141-00	GEAR, 4th pinion (26T) ..	1	1	x	x	x	x	x				x	x	x	x	
6- 3	90201-25490	WASHER, plate (152-17226-00)	1	1	x	x	x	x	x				x	x	x	x	
6- 4	93440-25019	CIRCLIP (25ϕ special) ...	2	2	x	x	x	x	x				x	x	x	x	
6- 5	509-17131-00	GEAR, 3rd pinion (24T) ..	1	1	x	x	x	x	x				x	x	x	x	
6- 6	90209-22082	WASHER (434-17216-00) ..	1	1	x	x	x	x	x				x	x	x	x	
6- 7	509-17151-00	GEAR, 5th pinion (28T) ..	1	1	x	x	x	x	x				x	x	x	x	
6- 8	450-17121-00	GEAR, 2nd pinion (19T) ..	1	1	x	x	x	x	x				x	x	x	x	
6- 9	90201-20266	WASHER, plate (132-17216-00)	1	1	x	x	x	x	x				x	x	x	x	
6-10	93410-19015	CIRCLIP (S-19)	1	1	x	x	x	x	x				x	x	x	x	
6-11	93311-42012	BEARING (B11000)	1	1	x	x	x	x	x				x	x	x	x	
6-12	168-17428-01-03	SHIM, drive axle (25-30-0.3)	}	}	U.R.U.R.	x	x	x	x	x			x	x	x	x	
	168-17428-01-05	SHIM, drive axle (25-30-0.5)															
6-13	93306-20515	BEARING (B6205)	1	1	x	x	x	x	x				x	x	x	x	
6-14	363-15383-00	PLATE, bearing cover ..	1	1	x	x	x	x	x				x	x	x	x	
6-15	92701-06015	SCREW, flathead	3	3	x	x	x	x	x				x	x	x	x	
6-16	498-17421-01	AXLE, drive	1	1	x	x	x	x	x				x	x	x	x	
6-17	90336-11025	PLUG, taper	1	1	x	x	x	x	x				x	x	x	x	
6-18	499-17221-00	GEAR, 2nd wheel (32T) ..	1	1	x	x	x	x	x				x	x	x	x	
6-19	509-17251-00	GEAR, 5th wheel (24T) ..	1	1	x	x	x	x	x				x	x	x	x	
6-20	509-17231-00	GEAR, 3rd wheel (28T) ..	1	1	x	x	x	x	x				x	x	x	x	
6-21	90209-22082	WASHER (434-17216-00)	1	1	x	x	x	x	x				x	x	x	x	
6-22	93440-25019	CIRCLIP (25ϕ special)	1	1	x	x	x	x	x				x	x	x	x	
6-23	365-17241-10	GEAR, 4th wheel (26T) ..	1	1	x	x	x	x	x				x	x	x	x	
6-24	214-17211-10	GEAR, 1st wheel (38T) ..	1	1	x	x	x	x	x				x	x	x	x	
6-25	90201-20278	WASHER, plate (168-17116-00)	1	1	x	x	x	x	x				x	x	x	x	

Fig. 6 TRANSMISSION



TRANSMISSION

Ref. No.	Parts No.	Description	Q'ty		FRANCE	HOLLAND	SWITZERLAND w/ GERMANY	BELGIUM	SWEDEN	FINLAND	DENMARK	NORWAY	AUSTRIA	ENGLAND	ITALY	Remarks
			250	400												
6-26	93410-19015	CIRCLIP (S-19)	2	2	x	x	x	x	x			x	x	x	x	
6-27	93313-32008	BEARING (B13000)	1	1	x	x	x	x	x			x	x	x	x	
6-28	156-17429-00	SPACER, drive axle	2	2	x	x	x	x	x			x	x	x	x	
6-29	168-17428-01-03	SHIM, drive axle (25-34-0.3)	}	U.R.U.R	x	x	x	x	x			x	x	x	x	
	168-17428-01-05	SHIM, drive axle (25-34-0.5)														
6-30	509-15381-00	PLATE, bearing cover	1	1	x	x	x	x	x			x	x	x	x	
6-31	92701-06015	SCREW, flathead	2	2	x	x	x	x	x			x	x	x	x	
6-32	93306-30512	BEARING (B6305 special)	1	1	x	x	x	x	x			x	x	x	x	
6-33	93102-35054	OIL SEAL (SD-35-62-6)	1	1	x	x	x	x	x			x	x	x	x	
6-34	90387-25193	COLLAR (214-17462-00)	1	1	x	x	x	x	x			x	x	x	x	
6-35	214-17461-40	SPROCKET, drive (14T)	1					x								
	214-17461-50	SPROCKET, drive (15T)	1	1		x	x	x	x			x	x	x	x	BELGIUM DT400: STD
	214-17461-60	SPROCKET, drive (16T)	1	1	x											
6-36	90215-21022	WASHER, lock (156-17464-01)	1	1	x	x	x	x	x			x	x	x	x	
6-37	90179-18020	NUT (152-17463-00)	1	1	x	x	x	x	x			x	x	x	x	
6-38	498-15651-02	GEAR, kick idle (23T)	1	1	x	x	x	x	x			x	x	x	x	
6-39	90201-17255	WASHER, plate (156-17116-00)	1	1	x	x	x	x	x			x	x	x	x	
6-40	93410-17008	CIRCLIP (S-17)	1	1	x	x	x	x	x			x	x	x	x	

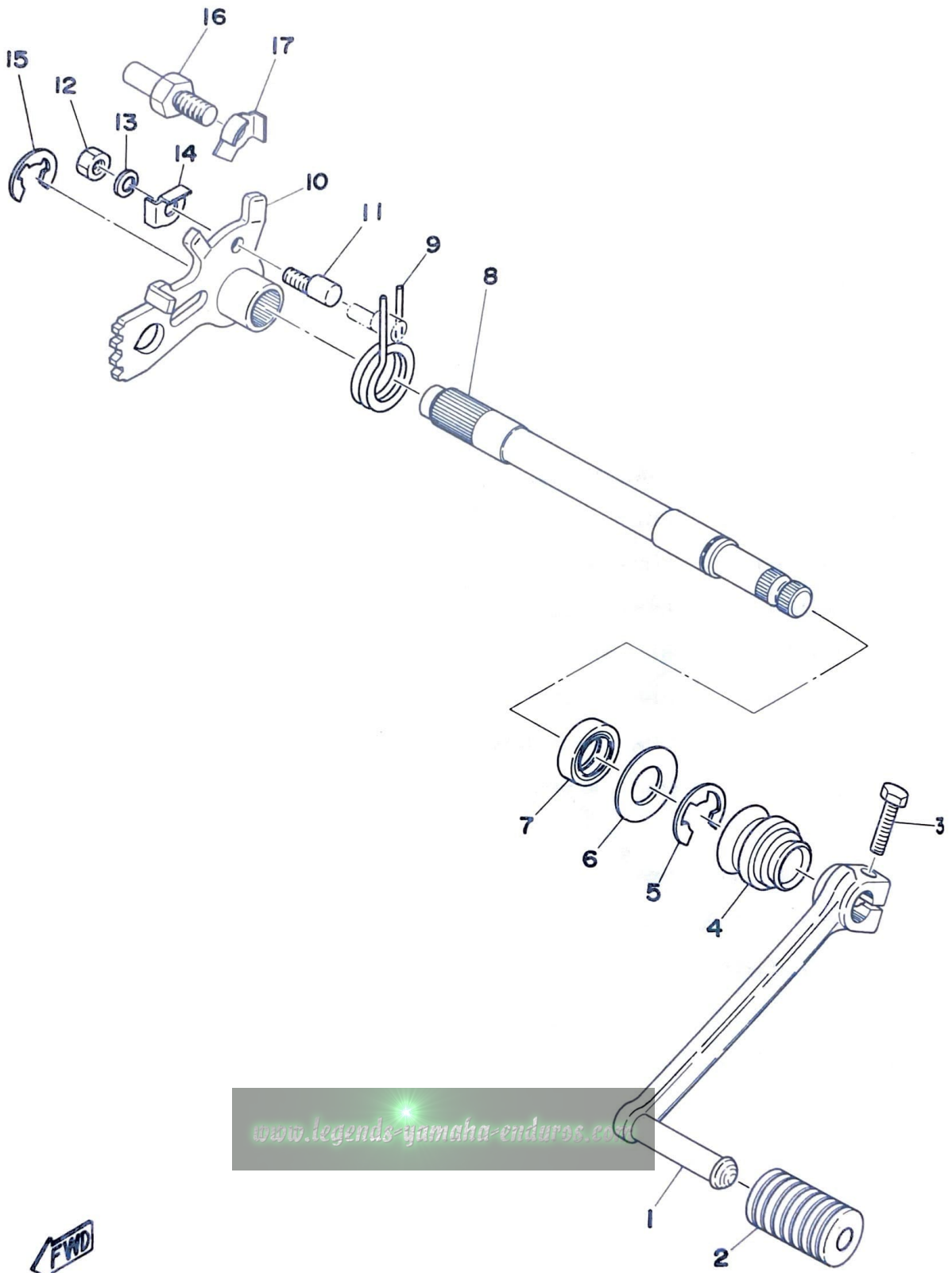
www.legends-yamaha-enduros.com

SHIFTER 1

Ref. No.	Parts No.	Description	Q'ty		Applicable Machine No.	Remarks
			250	400		
7- 1	434-18541-03	CAM, shift	1	1		
7- 2	93604-18100	PIN, dowel (4-18)	6	6		
7- 3	434-18561-00	PLATE, side	1	1		
7- 4	98701-05012	SCREW, flathead	1	1		
7- 5	360-18141-02	PLATE, stopper	1	1		
7- 6	93410-30012	CIRCLIP (S-30)	1	1		
7- 7	90338-32031	PLUG (214-18533-00)	1	1		
7- 8	93604-08071	PIN, dowel (4-8)	1	1		
7- 9	278-18547-02	STOPPER, cam	1	1		
7-10	90501-10062	SPRING (278-18557-00)	1	1		
7-11	137-15353-00	GASKET, drain plug	1	1		
7-12	90109-14390	BOLT	1	1		
7-13	363-18511-00	FORK, shift	1	1		
7-14	364-18511-00	FORK, shift	2	2		
7-15	363-18535-00	BAR, shift fork guide 2	1	1		
7-16	93430-08006	CIRCLIP (E-8)	5	5		
7-17	90250-08017	PIN, straight (278-18552-00)	3	3		
7-18	363-18531-00	BAR, shift fork guide 1	1	1		
7-19	90338-10063	PLUG, blind	1	1		
7-20	434-18122-00	LEVER, change 2	1	1		
7-21	90508-08008	SPRING, torsion (363-18123-00)	1	1		
7-22	498-18151-02	LEVER, change 3	1	1		
7-23	93430-07012	CIRCLIP (E-7)	1	1		

www.legends-yamaha-enduros.com

Fig. 8 SHIFTER 2

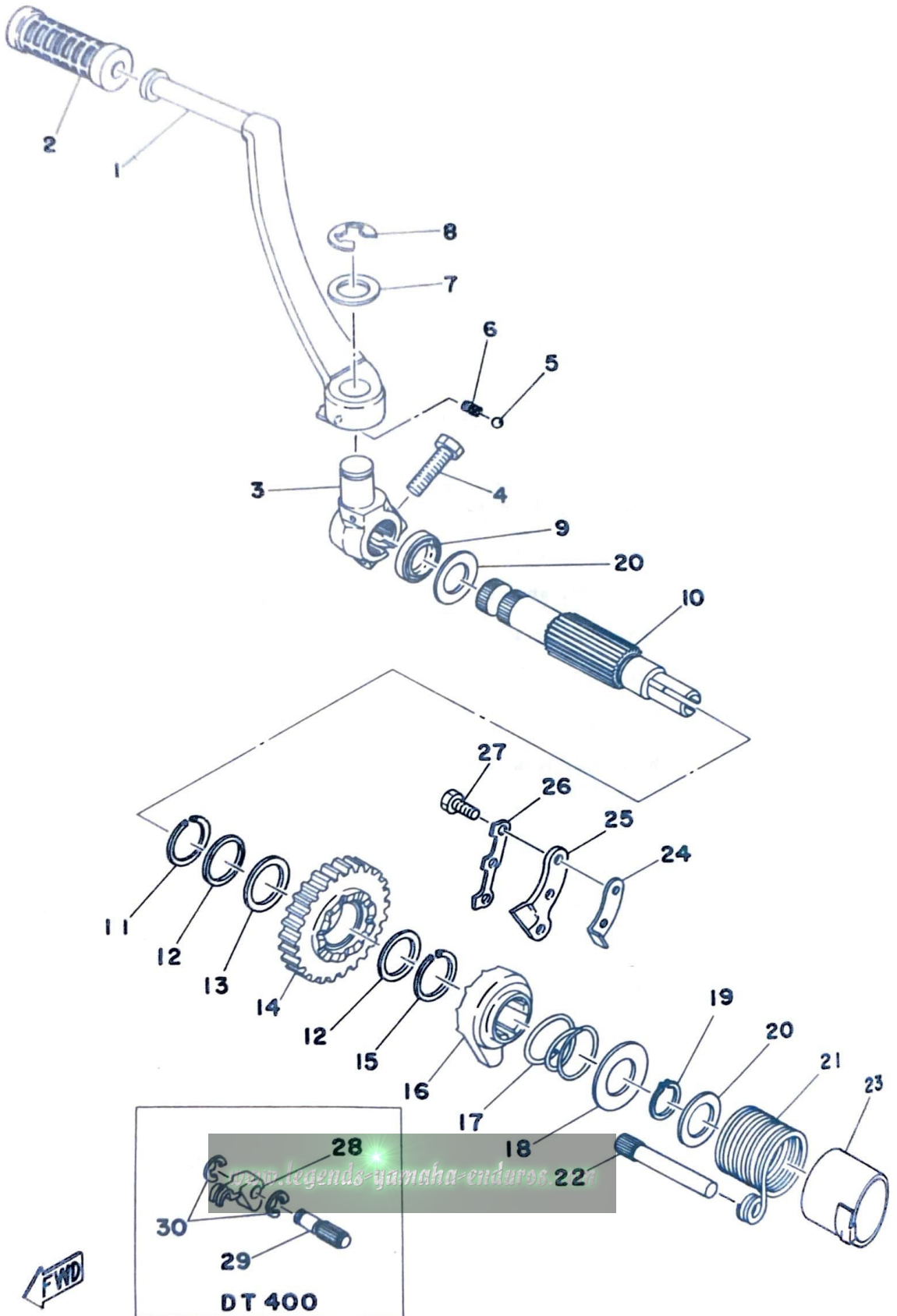


SHIFTER 2

Ref. No.	Parts No.	Description	Q'ty		Applicable Machine No.	Remarks
			250	400		
8- 1	438-18111-00-93	PEDAL, change	1	1		
8- 2	132-18113-01	COVER, change pedal	1	1		
8- 3	97321-06020	BOLT, hexagon	1	1		
8- 4	214-18131-00	BOOT, sealing	1	1		
8- 5	93430-12009	CIRCLIP (E-12)	1	1		
8- 6	90201-14220	WASHER, plate (248-18137-00)	1	1		
8- 7	93109-14005	OIL SEAL (SDO-14-24-6)	1	1		
8- 8	363-18125-00	SHAFT, change	1	1		
8- 9	90508-32052	SPRING, torsion (214-18124-00)	1	1		
8-10	434-18121-00	LEVER, change 1	1	1		
8-11	90149-06017	SCREW (214-18186-00)	1	1		
8-12	95301-06600	NUT, hexagon	1	1		
8-13	92901-06100	WASHER, spring	1	1		
8-14	90215-06016	WASHER, lock	1	1		
8-15	93430-10016	CIRCLIP (E-10)	1	1		
8-16	278-18127-00	SCREW, stopper	1	1		
8-17	90215-08015	WASHER, lock (214-18139-02)	1	1		

www.legends-yamaha-enduros.com

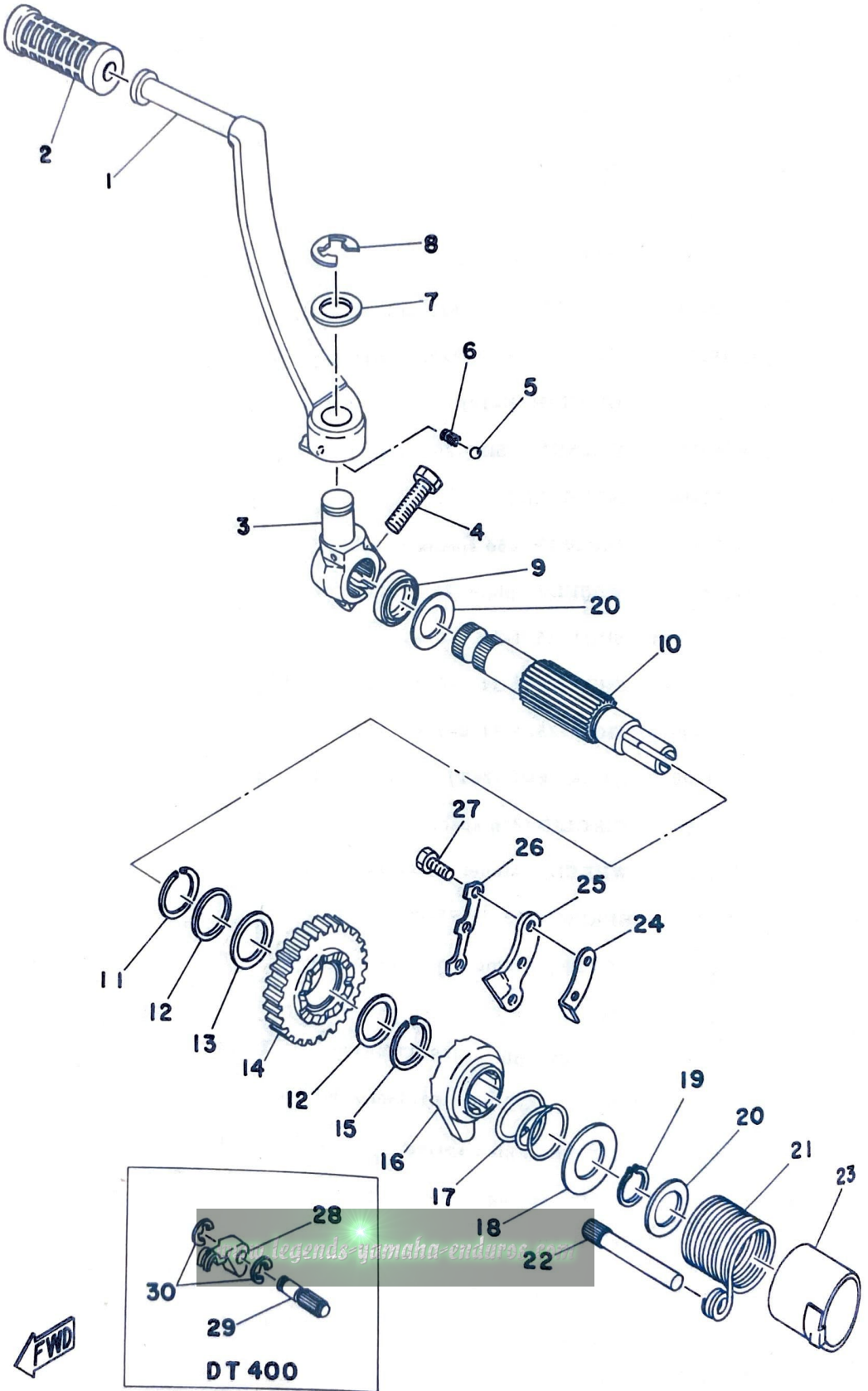
Fig. 9 KICK STARTER



KICK STARTER

Ref. No.	Parts No.	Description	Q'ty		Applicable Machine No.	Remarks		
			250	400				
9- 1	498-15611-00-93	CRANK, kick	1	1				
9- 2	156-15618-01	COVER, kick lever	1	1				
9- 3	498-15621-00-91	BOSS, kick crank	1	1				
9- 4	97311-08030	BOLT, hexagon	1	1				
9- 5	93507-32009	BALL (7/32 inch)	1	1				
9- 6	90501-12081	SPRING (278-15622-00)	1	1				
9- 7	90201-15234	WASHER, plate (278-15613-00)	1	1				
9- 8	93430-10016	CIRCLIP (E-10)	1	1				
9- 9	93109-20014	OIL SEAL (SDO-20-30-4.5)	1	1				
9-10	498-15661-00	AXLE, kick	1	1				
9-11	93440-25027	CIRCLIP (25 ϕ special)	1	1				
9-12	90201-25287	WASHER, plate (256-17154-00)	2	2				
9-13	156-17417-00-01	SHIM (25.1-31.0-0.1)	}	}	U.R	U.R		
	156-17417-00-02	SHIM (25.1-31.0-0.2)					1	1
	156-17417-00-03	SHIM (25.1-31.0-0.3)						
9-14	363-15641-00	GEAR, kick (26T)	1	1				
9-15	93440-25019	CIRCLIP (25 ϕ special)	1	1				
9-16	363-15671-01	WHEEL, ratchet	1	1				
9-17	90501-23143	SPRING (363-15675-00)	1	1				
9-18	363-15676-00	COVER, spring	1	1				
9-19	93410-19015	CIRCLIP (S-19)	1	1				
9-20	90201-20278	WASHER, plate (168-17116-00)	2	2				
9-21	90508-32060	SPRING, torsion (363-15665-00)	1	1				
9-22	364-15668-00	STOPPER, kick spring	1	1				
9-23	498-15664-00	GUIDE, spring	1	1				
9-24	434-15668-00	STOPPER	1	1				
9-25	363-15674-00	GUIDE, ratchet wheel	1	1				
9-26	363-15686-00	WASHER, lock	1	1				
9-27	97310-06015	BOLT, hexagon	3	3				

Fig. 9 KICK STARTER

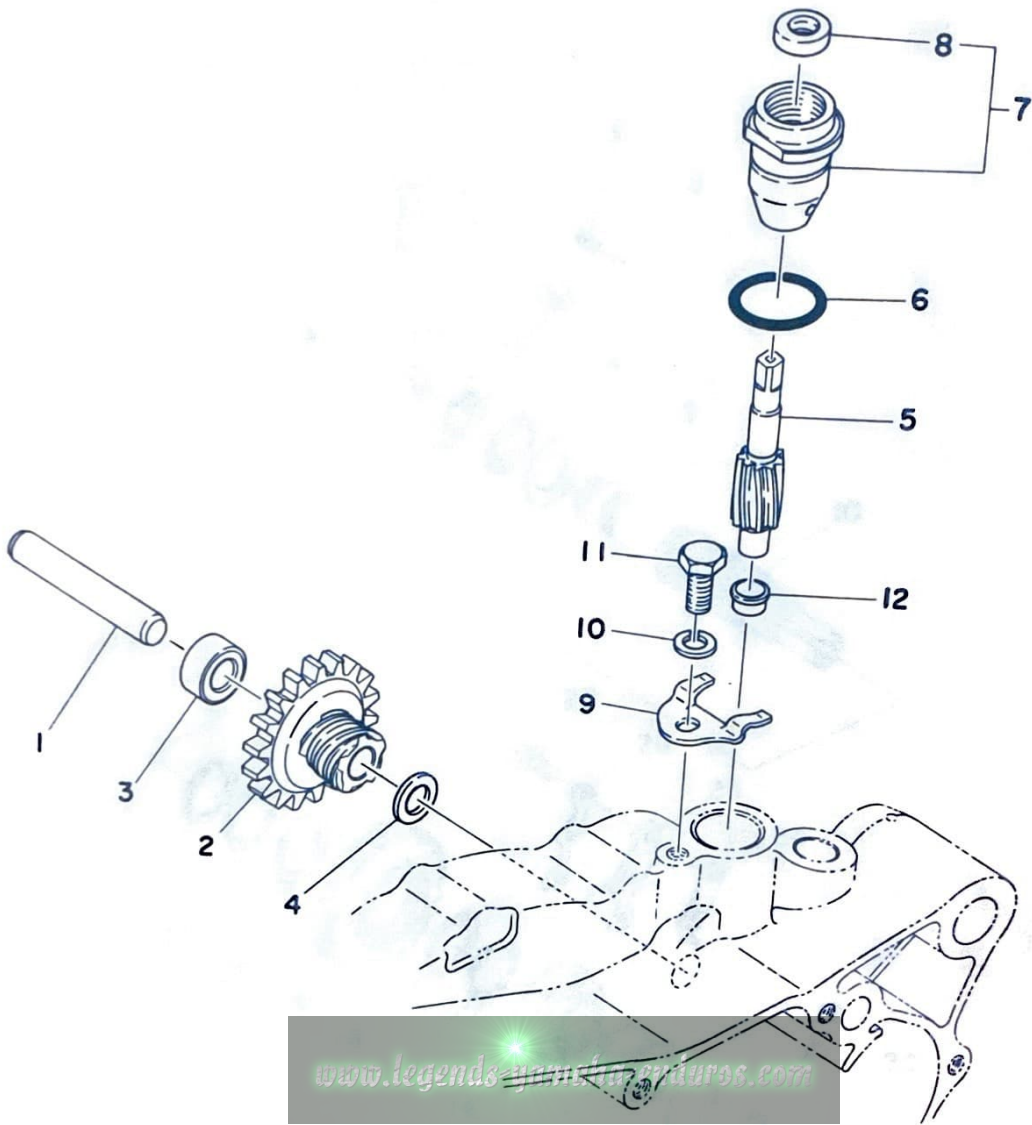


KICK STARTER

Ref. No.	Parts No.	Description	Q'ty		Applicable Machine No.	Remarks
			250	400		
9-28	363-15656-00	LINK		1		
9-29	363-15659-00	AXLE		1		
9-30	93430-07012	CIRCLIP (E-7)		2		

www.legends-yamaha-enduros.com

Fig.10 TACHOMETER GEAR



TACHOMETER GEAR

Ref. No.	Parts No.	Description	Q'ty		Applicable Machine No.	Remarks
			250	400		
10- 1	438-17861-00	AXLE, drive gear	1	1		
10- 2	438-17831-00	GEAR, drive	1	1		
10- 3	90387-10087	COLLAR (248-17839-00)	1	1		
10- 4	248-17837-00	SHIM (10.2-16-1.0)	1	1		
10- 5	214-17841-01	GEAR, driven	1	1		
10- 6	93210-17239	O-RING (2.0-16.8)	1	1		
10- 7	438-17811-00	HOUSING	1	1		
10- 8	93104-07036	. OIL SEAL (SO-7-13-4)	1	1		
10- 9	438-17812-00	STOPPER	1	1		
10-10	92901-06100	WASHER, spring	1	1		
10-11	97301-06015	BOLT	1	1		
10-12	214-17843-00	BUSHING	1	1		

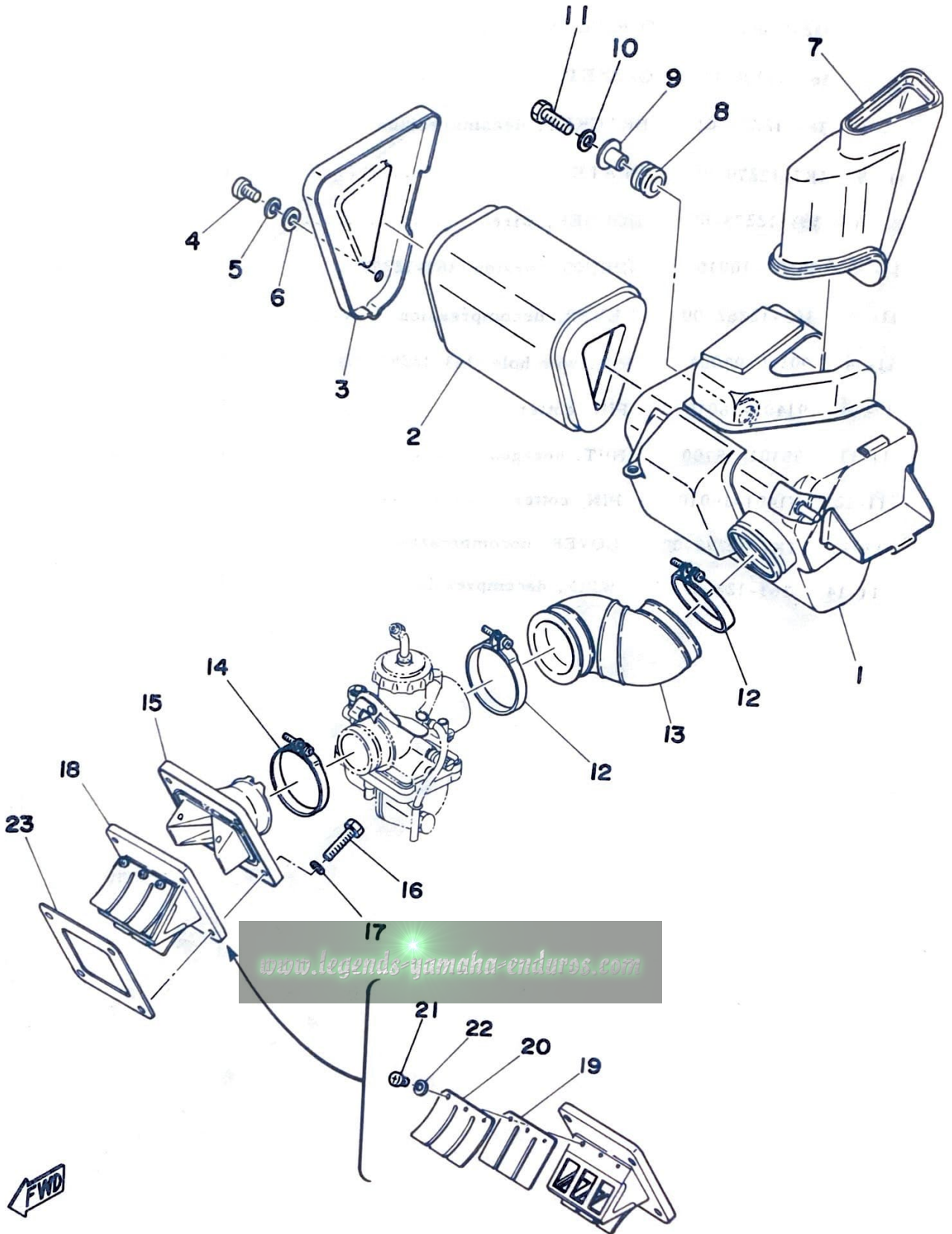
www.legends-yamaha-enduros.com

DECOMPRESSION VALVE (DT400)

Ref. No.	Parts No.	Description	Q'ty		Applicable Machine No.	Remarks
			250	400		
11- 1	363-12281-01	VALVE, decompression		1		
11- 2	93210-05215	O-RING (3.5-5.2)		1		
11- 3	363-11198-00	GASKET		1		
11- 4	363-12283-01	BRACKET, decompression		1		
11- 5	1K7-12279-00	PLATE		1		
11- 6	363-12273-00	HOLDER, wire		1		
11- 7	90508-10010	SPRING, torsion (363-12287-00)		1		
11- 8	363-12282-00	LEVER, decompression		1		
11- 9	90240-03003	PIN, with hole (363-12284-00) ..		1		
11-10	91401-16010	PIN, cotter		1		
11-11	95301-05700	NUT, hexagon		1		
11-12	91401-16010	PIN, cotter		1		
11-13	1K7-12278-00	COVER, decompression		1		
11-14	363-12292-01	WIRE, decompression		1		

www.legends-yamaha-enduros.com

Fig. 12 INTAKE

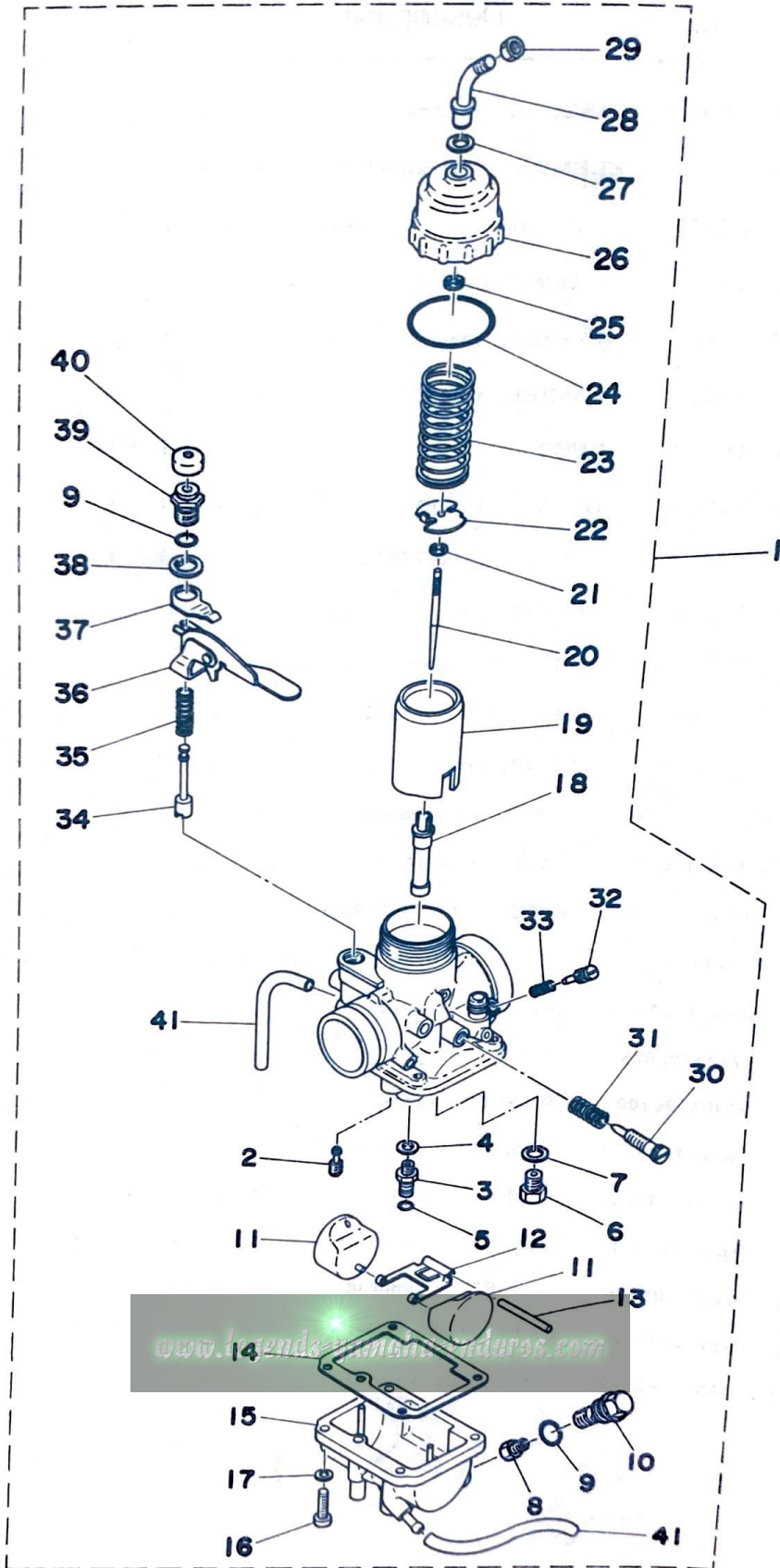


INTAKE

Ref. No.	Parts No.	Description	Q'ty		Applicable Machine No.	Remarks
			250	400		
12- 1	438-14411-01	CASE, air cleaner	1	1		
12- 2	438-14451-01	ELEMENT, air cleaner	1	1		
12- 3	438-14412-00	CAP, case	1	1		
12- 4	92501-06012	SCREW, panhead	3	3		
12- 5	92901-06100	WASHER, spring	3	3		
12- 6	92901-06200	WASHER, plain	3	3		
12- 7	438-14437-00	DUCT	1	1		
12- 8	90480-14102	GROMMET (214-21717-00)	1	1		
12- 9	90387-07391	COLLAR (437-21633-00)	1	1		
12-10	92901-06100	WASHER, spring	1	1		
12-11	97301-06025	BOLT, hexagon	1	1		
12-12	90460-54062	BAND (308-14455-00)	2	2		
12-13	498-14453-01	JOINT, air cleaner	1			
	500-14453-01	JOINT, air cleaner		1		
12-14	90460-43053	BAND (304-14455-70)	1			
	90460-51059	BAND (304-14455-00)		1		
12-15	498-13565-02	JOINT, carburetor	1			
	500-13565-01	JOINT, carburetor		1		
12-16	97321-06025	BOLT, hexagon	4	4		
12-17	92901-06100	WASHER, spring	4	4		
12-18	363-13610-00	REED VALVE ASS'Y	1	1		
12-19	363-13613-00	. REED, valve	2	2		
12-20	363-13616-00	. STOPPER, reed valve	2	2		
12-21	98512-03008	. SCREW, panhead	6	6		
12-22	92901-03100	. WASHER, spring	6	6		
12-23	363-13621-00	PACKING, valve seat	1	1		

www.legends-yamaha-enduros.com

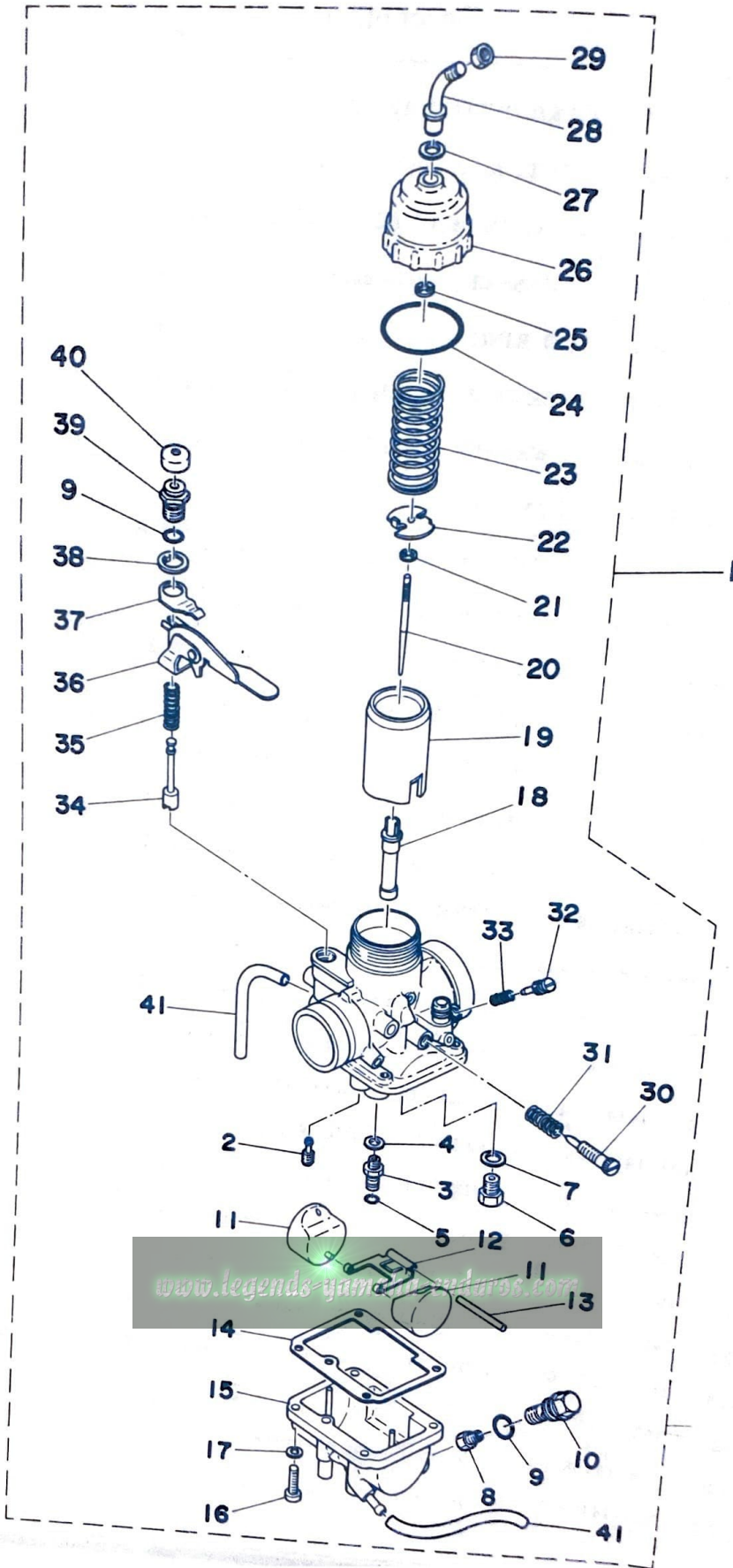
Fig. 13 CARBURETOR (DT250)



CARBURETOR (DT250)

Ref. No.	Parts No.	Description	Q'ty		Applicable Machine No.	Remarks
			250	400		
13- 1	499-14101-00	CARBURETOR ASS'Y	1		
13- 2	193-14142-60	. JET, pilot (#60)	1		
13- 3	168-14190-25	. VALVE SEAT ASS'Y (#2.5)	1		
13- 4	214-14195-00	. WASHER, valve seat	2		
13- 5	214-14147-00	. O-RING	1		
13- 6	276-14145-00	. SETTER, needle jet	1		
13- 7	137-14153-00	. WASHER, main jet	1		
13- 8	137-14143-28	. JET, main (#140)	} U.R 1		STD
	137-14143-30	. JET, main (#150)			
	137-14143-32	. JET, main (#160)			
13- 9	93220-09001	. O-RING (1.78-9.25)	2		
13-10	493-14166-00	. BOLT, banjo	1		
13-11	280-14185-00	. FLOAT	2		
13-12	280-14187-00	. ARM, float	1		
13-13	137-14186-01	. PIN, float	1		
13-14	360-14184-00	. GASKET, float chamber	1		
13-15	498-14181-00-33	. BODY, float chamber	1		Yamaha Black
13-16	98503-04015	. SCREW, panhead	4		
13-17	92901-04100	. WASHER, spring	4		
13-18	278-14141-34	. NOZZLE, main (#O-4)	1		
13-19	498-14112-30	. VALVE, throttle (#3.0)	1		
13-20	644-14116-21	. NEEDLE (5F21-3)	1		
13-21	164-14137-00	. CLIP	1		
13-22	401-14136-00	. SEAT, spring	1		
13-23	248-14131-00	. SPRING, throttle valve	1		
13-24	361-14147-00	. O-RING	1		
13-25	363-14137-00	. CLIP	1		
13-26	498-14158-00-33	. TOP, mixing chamber	1		Yamaha Black
13-27	363-14198-00	. PACKING	1		

Fig. 13 CARBURETOR (DT250)

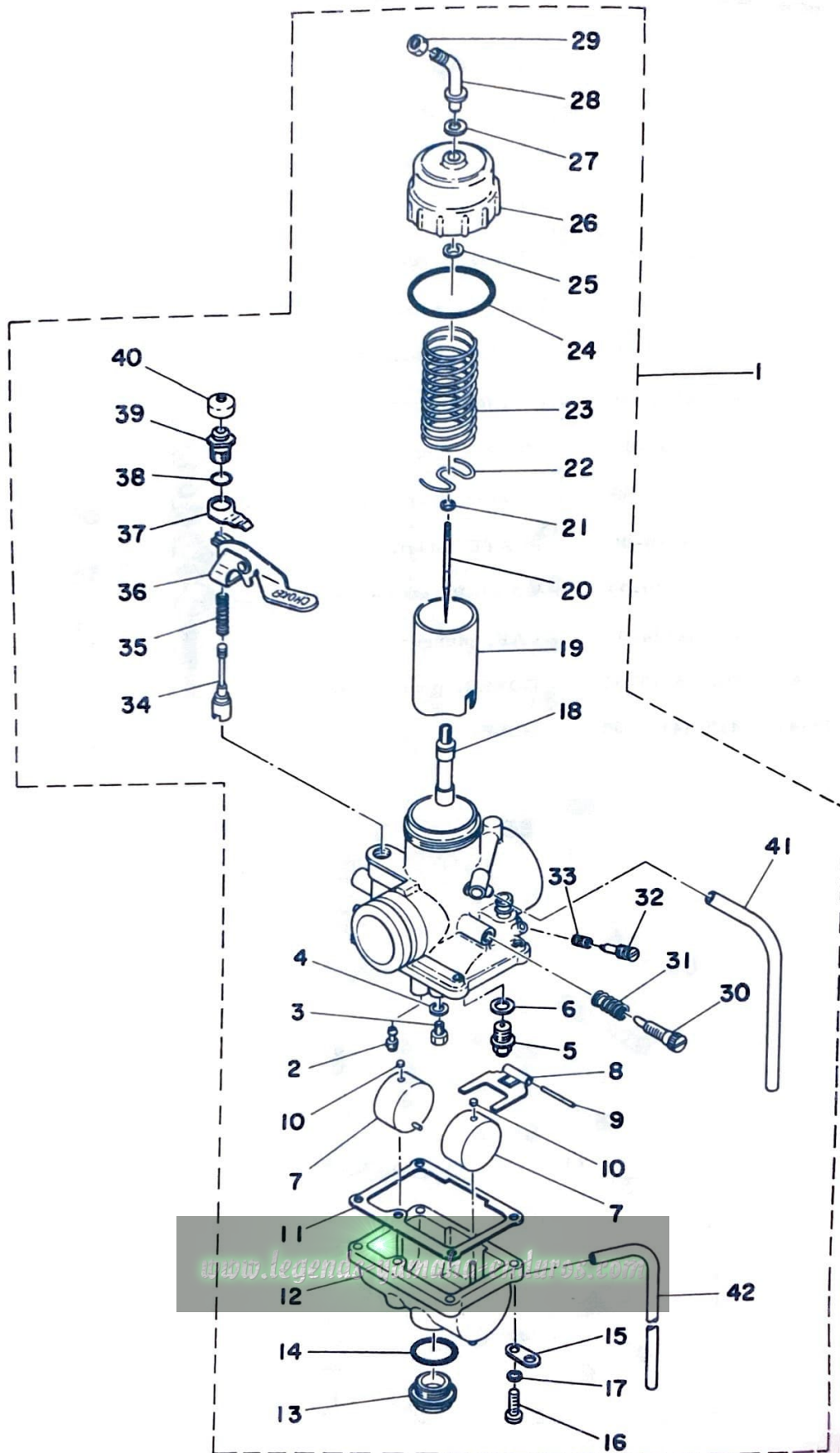


CARBURETOR (DT250)

Ref. No.	Parts No.	Description	Q'ty		Applicable Machine No.	Remarks
			250	400		
13-28	363-14155-00	. TUBE, guide wire		1		
13-29	127-14161-00	. NUT, wire adjusting		1		
13-30	275-14122-00	. SCREW, throttle stop		1		
13-31	137-14133-00	. SPRING, throttle stop		1		
13-32	152-14123-00	. SCREW, air adjusting		1		
13-33	127-14134-00	. SPRING, air adjusting		1		
13-34	278-14171-00	. PLUNGER, starter		1		
13-35	256-14135-00	. SPRING, plunger		1		
13-36	360-14175-00	. LEVER, starter left		1		
13-37	170-14178-00	. PLATE, starter lever		1		
13-38	132-14179-00	. WASHER, starter lever		1		
13-39	278-14174-00	. CAP, plunger		1		
13-40	802-14173-00	. COVER, plunger cap		1		
13-41	439-14197-00	. HOSE		2		

www.legends-yamaha-enduros.com

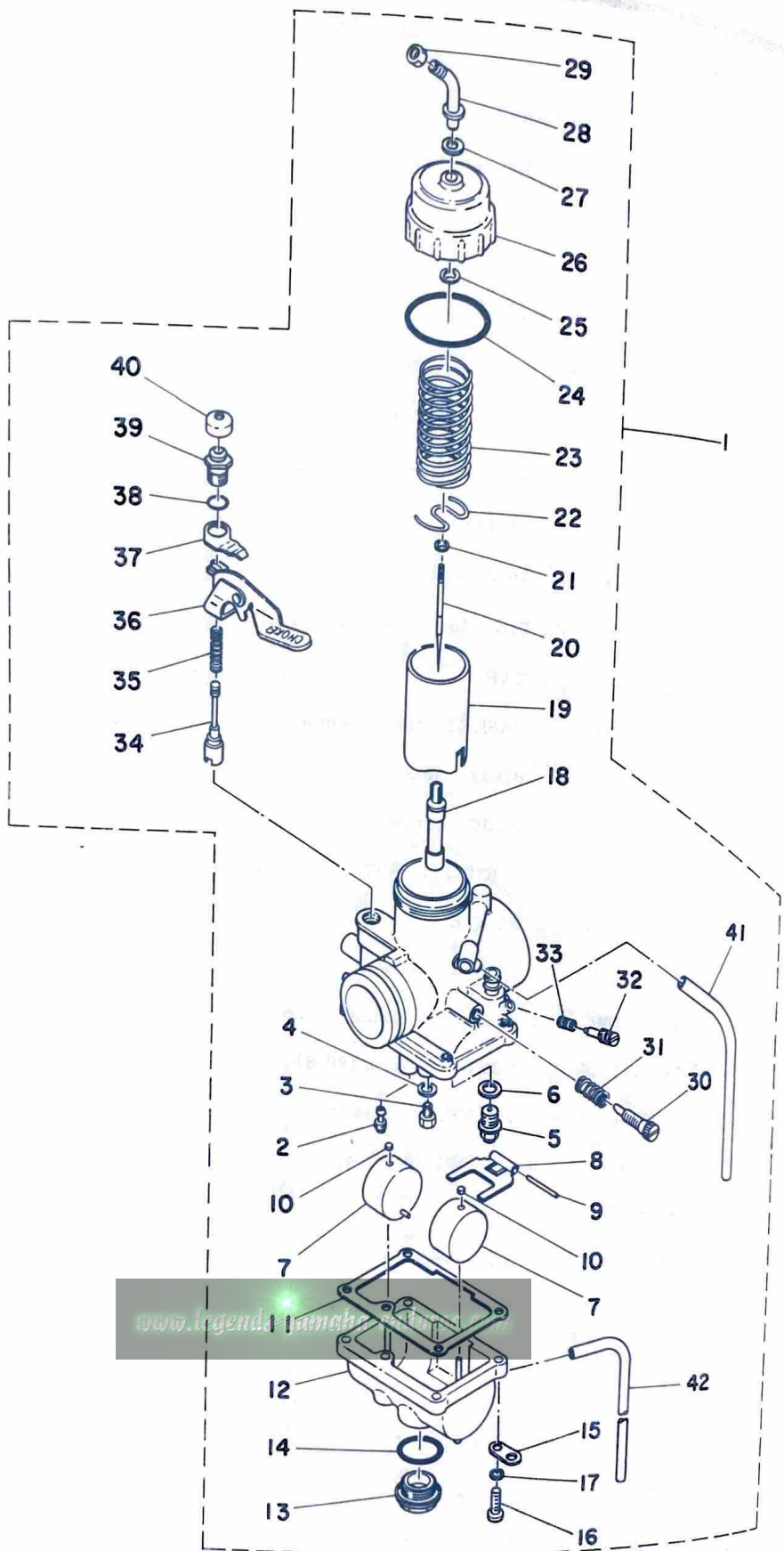
Fig. 14 CARBURETOR (DT400)



CARBURETOR (DT400)

Ref. No.	Parts No.	Description	Q'ty		Applicable Machine No.	Remarks
			250	400		
14- 1	501-14101-00	CARBURETOR ASS'Y		1		
14- 2	193-14142-50	. JET, pilot (#50)		1		
14- 3	500-14190-25	. VALVE SEAT ASS'Y (#2.5)		1		
14- 4	239-14195-00	. WASHER, valve seat		1		
14- 5	137-14143-30	. JET, main (#150)	}	U.R. 1		STD
	137-14143-32	. JET, main (#160)				
	137-14143-34	. JET, main (#170)				
14- 6	137-14153-00	. WASHER, main jet		1		
14- 7	275-14185-00	. FLOAT		2		
14- 8	214-14187-00	. ARM, float		1		
14- 9	127-14186-00	. PIN, float		1		
14-10	214-14118-00	. CAP		2		
14-11	500-14184-00	. GASKET, float chamber		1		
14-12	500-14181-00-33	. BODY, float chamber		1		Yamaha Black
14-13	500-14115-00	. PLUG, screw		1		
14-14	93210-18283	. O-RING (1.5-17.5)		1		
14-15	500-14146-00	. PLATE		1		
14-16	98501-04016	. SCREW, panhead		4		
14-17	92901-04100	. WASHER, spring		4		
14-18	239-14141-38	. NOZZLE, main (#0-8)		1		
14-19	500-14112-30	. VALVE, throttle (#3.0)		1		
14-20	239-14116-09	. NEEDLE (#6F9-4)		1		
14-21	164-14137-00	. CLIP		1		
14-22	239-14136-00	. SEAT, spring		1		
14-23	363-14131-00	. SPRING, throttle valve		1		
14-24	93210-40284	. O-RING (2.0-40)		1		
14-25	363-14137-00	. CLIP		1		
14-26	500-14158-00-33	. TOP, mixing chamber		1		Yamaha Black
14-27	509-14198-00	. PACKING		1		

Fig. 14 CARBURETOR (DT400)



www.legend11.com



CARBURETOR (DT400)

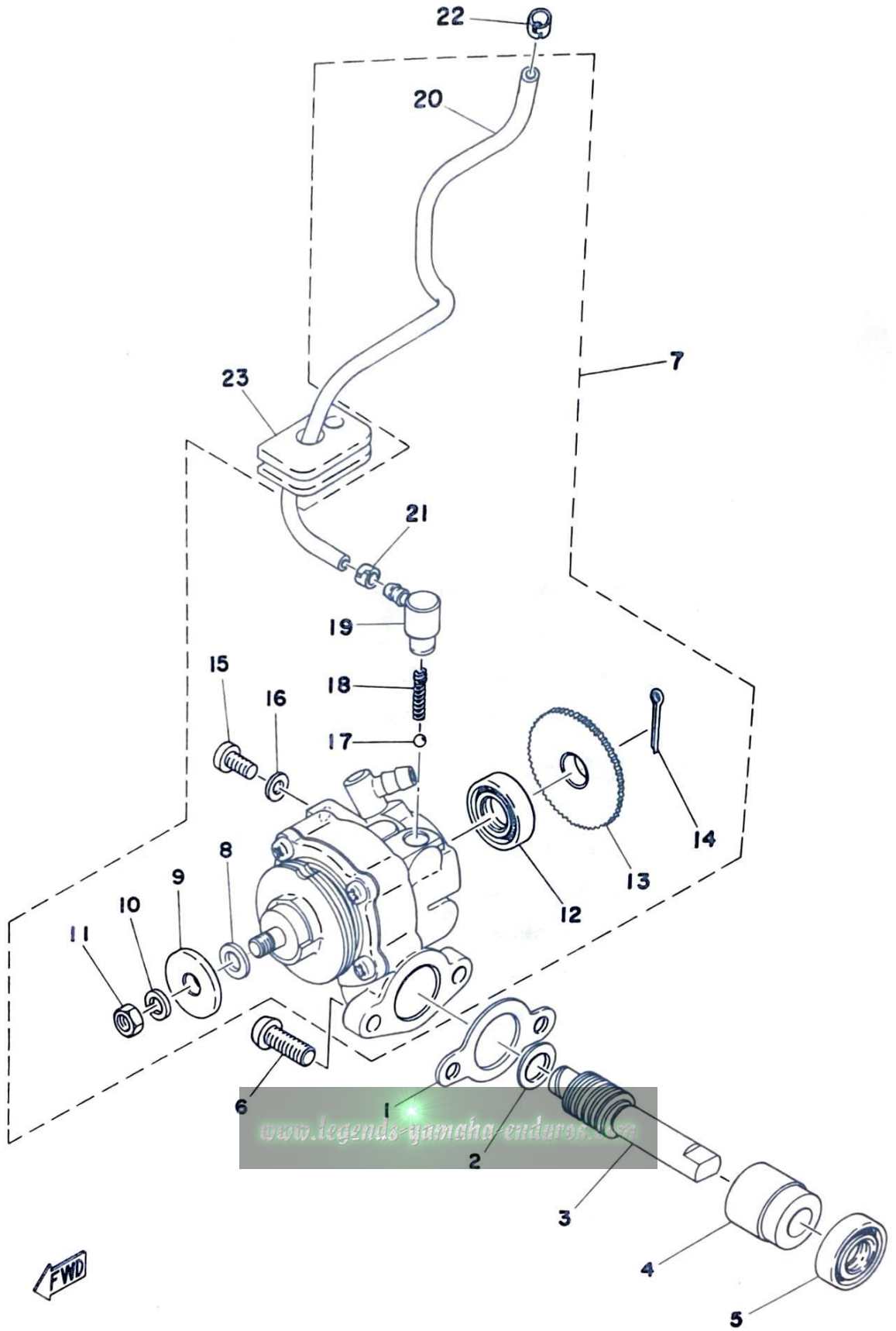
Ref. No.	Parts No.	Description	Q'ty		Applicable Machine No.	Remarks
			250	400		
14-28	500-14155-00	. TUBE, guide cable		1		
14-29	127-14161-00	. NUT, wire adjusting		1		
14-30	204-14122-00	. SCREW, throttle stop		1		
14-31	137-14133-00	. SPRING, throttle stop		1		
14-32	152-14123-00	. SCREW, air adjusting (#1 1/2)		1		
14-33	127-14134-00	. SPRING, air adjusting		1		
14-34	174-14171-00	. PLUNGER, starter		1		
14-35	500-14135-00	. SPRING, plunger		1		
14-36	275-14175-00	. LEVER, starter left		1		
14-37	275-14178-00	. PLATE, starter lever		1		
14-38	93210-09285	. O-RING (1.5-8.5)		1		
14-39	500-14174-00	. CAP, plunger		1		
14-40	802-14173-00	. COVER, plunger cap		1		
14-41	256-14197-01	. PIPE, air vent		1		
14-42	214-14196-00	. PIPE, over flow		1		

www.legends-yamaha-enduros.com

EXHAUST

Ref. No.	Parts No.	Description	Q'ty		Applicable Machine No.	Remarks
			250	400		
15- 1	499-14610-01	EXHAUST PIPE ASS'Y	1			
	498-14610-01	EXHAUST PIPE ASS'Y		1		
15- 2	214-14613-00	GASKET, exhaust pipe	1	1		
15- 3	90116-06216	BOLT, stud	2	2		
15- 4	92901-06100	WASHER, spring	2	2		
15- 5	95301-06600	NUT, hexagon	2	2		
15- 6	498-14718-00-93	PROTECTOR, muffler	1	1		
15- 7	91903-06012	SCREW, bind	3	3		
15- 8	90202-06010	WASHER, plate (178-14766-00)	4	4		
15- 9	90202-05005	WASHER, plate (214-14766-00)	4	4		
15-10	91903-06035	SCREW, bind	1	1		
15-11	498-14729-01	EMBLEM, protector	1	1		
15-12	437-14771-00	STAY, muffler	1	1		
15-13	90387-08242	COLLAR, muffler	1	1		
15-14	90480-20132	GROMMET (437-14747-00)	1	1		
15-15	92901-08100	WASHER, spring	1	1		
15-16	97301-08035	BOLT, hexagon	1	1		
15-17	90201-06067	WASHER, plate (116-28324-00)	2	2		
15-18	92901-06100	WASHER, spring	2	2		
15-19	97301-06015	BOLT, hexagon	2	2		
15-20	93210-27250	O-RING (3.1-27.4)	1	1		
15-21	499-14753-01	SILENCER	1	1		
15-22	434-14752-00	PIPE, outlet	1	1		
15-23	92501-06012	SCREW, panhead	1	1		
15-24	92901-06100	WASHER, spring	1	1		
15-25	499-14781-00	STAY, silencer	1	1		
15-26	438-14757-00	DAMPER, muffler	4	4		
15-27	90209-06061	WASHER (438-14759-00)	2	2		
15-28	92901-06100	WASHER, spring	2	2		
15-29	95301-06800	NUT, crown	2	2		

Fig. 16 OIL PUMP

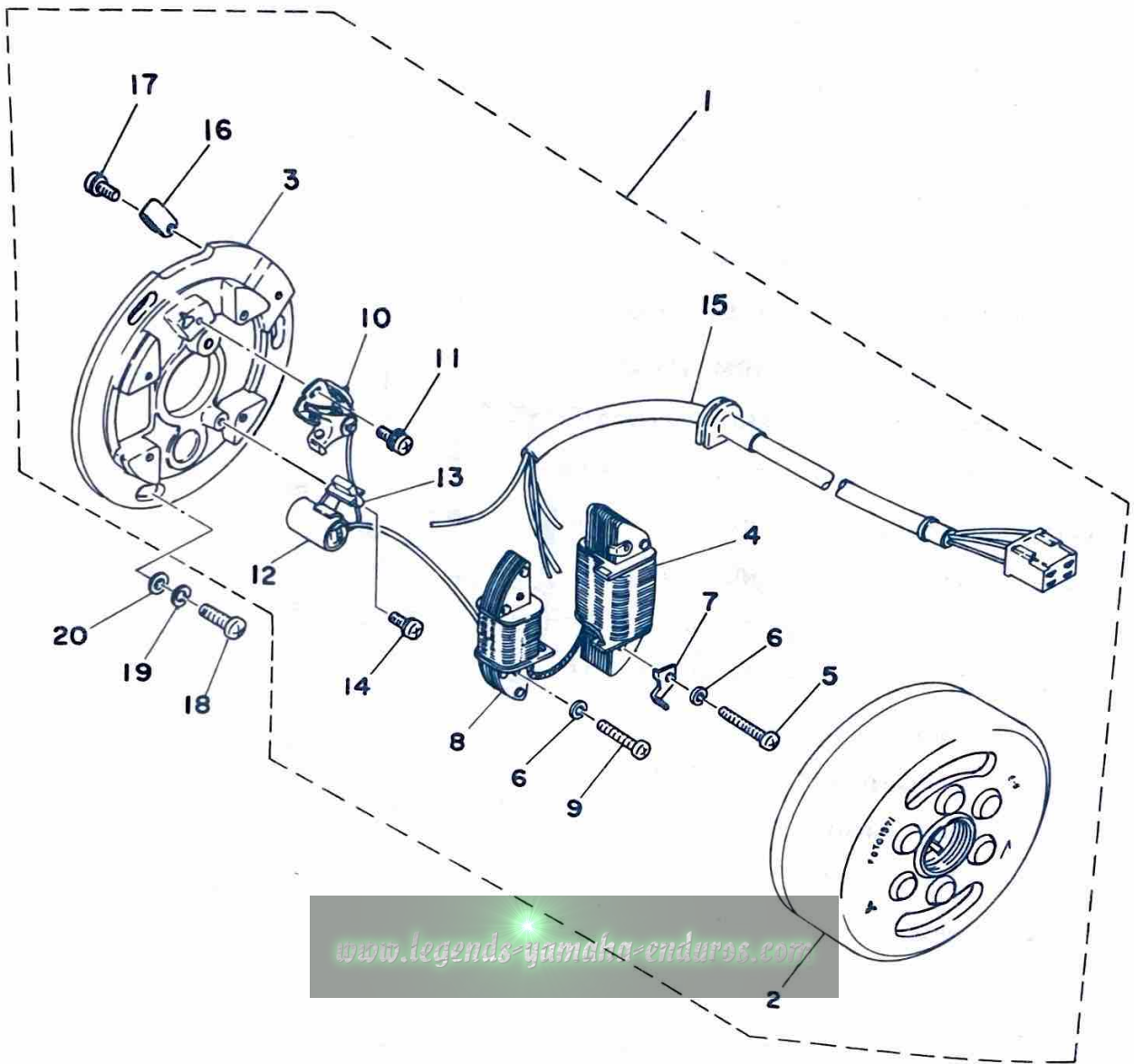


FWD

OIL PUMP

Ref. No.	Parts No.	Description	Q'ty		Applicable Machine No.	Remarks		
			250	400				
16- 1	126-13116-00	GASKET, pump case	1	1				
16- 2	256-17837-00	SHIM	1	1				
16- 3	364-13175-00	SHAFT, worm	1					
	363-13175-00	SHAFT, worm		1				
16- 4	137-13176-00	METAL, worm shaft outer	1	1				
16- 5	93101-10001	OIL SEAL (S-10-21-5)	1	1				
16- 6	98501-05015	SCREW, panhead	2	2				
16- 7	498-13101-00	OIL PUMP ASS'Y	1					
	500-13101-00	OIL PUMP ASS'Y		1				
16- 8	137-13137-00-03	. SHIM, plunger (5.8-10-0.3)	}	U.R	U.R	}		
	137-13137-00-05	. SHIM, plunger (5.8-10-0.5)					1	1
	137-13137-00-10	. SHIM, plunger (5.8-10-1.0)						
16- 9	137-13138-01	. PLATE, adjusting	1	1				
16-10	92901-05100	. WASHER, spring	1	1				
16-11	95301-05600	. NUT, hexagon	1	1				
16-12	93101-10001	. OIL SEAL (S-10-21-5)	1	1				
16-13	137-13128-00	. PLATE, starter	1	1				
16-14	91401-12018	. PIN, cotter	1	1				
16-15	98901-04008	. SCREW, bind	1	1				
16-16	90430-04004	. GASKET (137-13187-00)	1	1				
16-17	93505-32002	. BALL (5/32 inch)	1	1				
16-18	90501-02018	. SPRING (278-13169-00)	1	1				
16-19	353-13552-01	. NOZZLE	1	1				
16-20	90445-05217	. HOSE (353-13161-00)	1	1		3-240		
16-21	90468-02033	. CLIP (214-13164-00)	1	1				
16-22	90468-02033	CLIP (214-13164-00)	1	1				
16-23	498-13174-00	HOLDER, oil pipe	1	1				

Fig. 17 FLYWHEEL MAGNETO (DT250)



FLYWHEEL MAGNETO (DT250)

Ref. No.	Parts No.	Description	Q'ty		Applicable Machine No.	Remarks
			250	400		
17- 1	498-81300-21	FLYWHEEL MAGNETO ASS'Y ...	1			
	512-81300-20	FLYWHEEL MAGNETO ASS'Y ...	1			Exclusive For NORWAY
17- 2	438-81350-20	. ROTOR ASS'Y	1			
17- 3	498-81309-21	. BASE, magneto	1			
17- 4	498-81313-21	. COIL, lighting	1			
	512-81313-20	. COIL, lighting	1			Exclusive For NORWAY
17- 5	98501-05035	. SCREW, panhead	2			
17- 6	92901-05100	. WASHER, spring	4			
17- 7	438-81332-20	. PLATE, timing	1			
17- 8	498-81312-21	. COIL, source	1			
	512-81312-20	. COIL, source	1			Exclusive For NORWAY
17- 9	98501-05025	. SCREW, panhead	2			
17-10	438-81321-20	. CONTACT BREAKER ASS'Y ...	1			
17-11	110-81346-21	. SCREW (4-10)	1			
17-12	654-81325-20	. CONDENSER	1			
17-13	116-81331-20	. LUBRICATOR	1			
17-14	110-81347-21	. SCREW (4-10)	1			
17-15	498-81315-21	. LEAD WIRE ASS'Y	1			
17-16	104-81328-20	. CLAMP, lead	1			
17-17	110-81345-21	. SCREW (4-6)	1			
17-18	92501-06020	SCREW, panhead	3			
17-19	92901-06100	WASHER, spring	3			
17-20	92901-06200	WASHER, plain	3			

www.legends-yamaha-enduros.com

C.D.I. MAGNETO (DT400)

Ref. No.	Parts No.	Description	Q'ty		Applicable Machine No.	Remarks
			250	400		
18- 1	500-85500-21	C.D.I. MAGNETO ASS'Y				1
18- 2	500-85550-20	. ROTOR ASS'Y				1
18- 3	445-85509-20	. BASE, magneto				1
18- 4	445-85512-20	. COIL, source				1
18- 5	98501-05035	. SCREW, panhead				2
18- 6	92901-05100	. WASHER, spring				4
18- 7	445-85514-20	. COIL, lighting 2				1
18- 8	445-85519-20	. SPACER				2
18- 9	500-85513-20	. COIL, lighting 1				1
18-10	98501-05035	. SCREW, panhead				2
18-11	445-85580-21	. PULSER ASS'Y				1
18-12	98503-04015	. SCREW, panhead				2
18-13	92901-04100	. WASHER, spring				4
18-14	445-85515-20	. LEAD WIRE ASS'Y				1
18-15	98501-04008	. SCREW, panhead				1
18-16	445-81328-20	. CLAMP, lead				1
18-17	98501-04006	. SCREW, panhead				1
18-18	445-85528-20	. CLAMP				1
18-19	92501-06020	SCREW, panhead				3
18-20	92901-06100	WASHER, spring				3
18-21	92901-06200	WASHER, plain				3

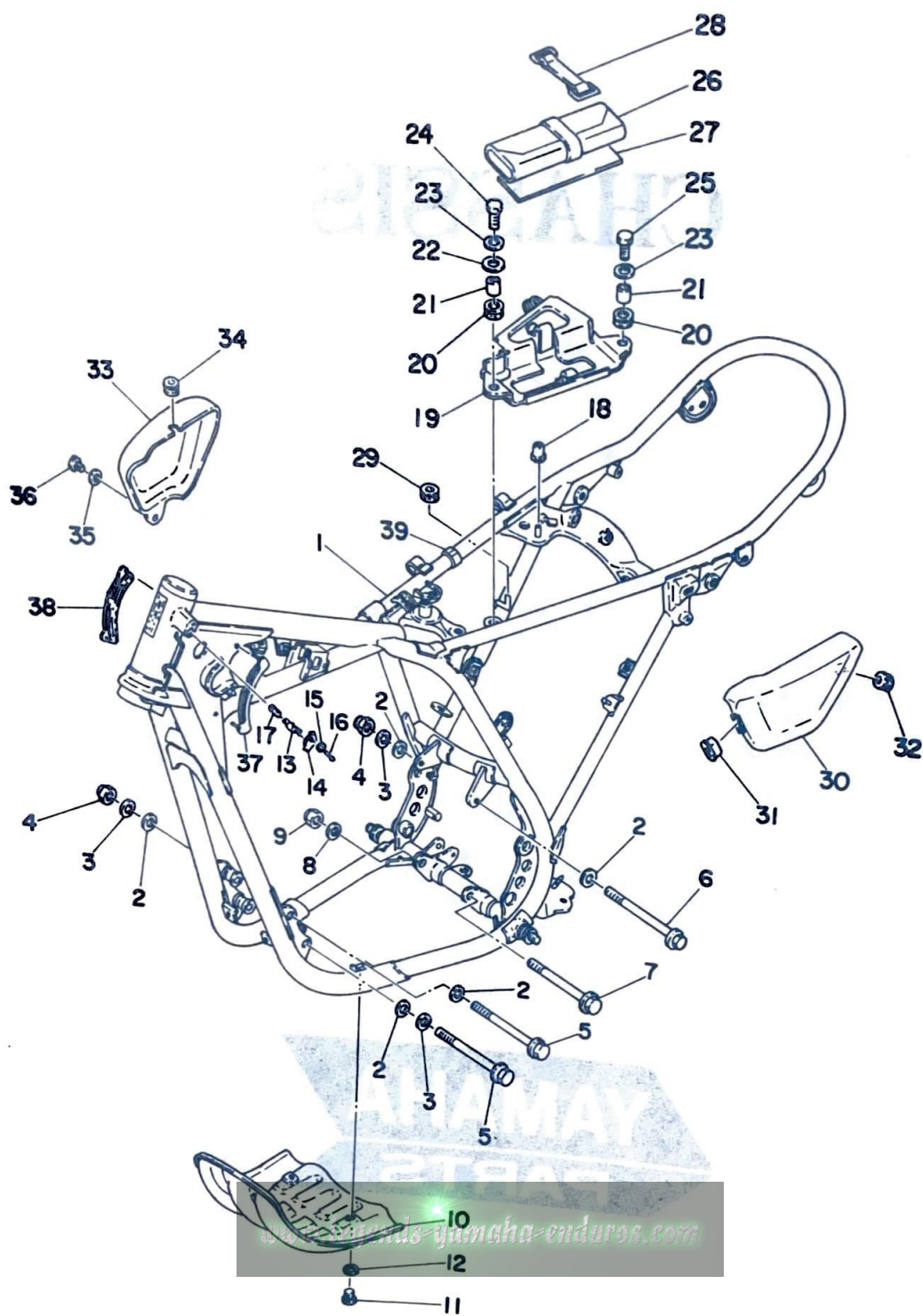
www.legends-yamaha-enduros.com

CHASSIS



www.legends-yamaha-enduros.com

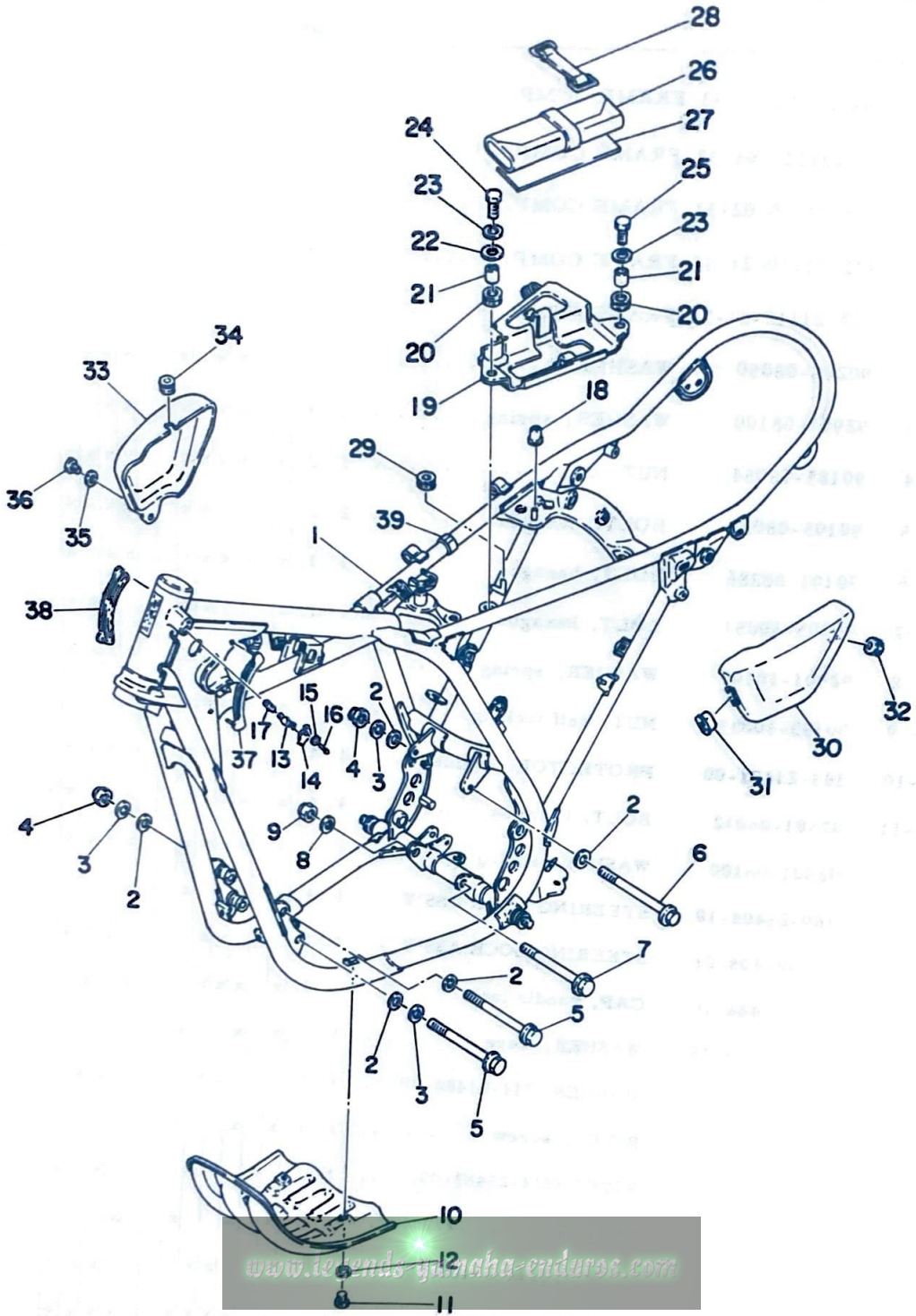
Fig. 19 FRAME - SIDE COVER



FRAME · SIDE COVER

Ref. No.	Parts No.	Description	Q'ty		FRANCE	HOLLAND	W. GERMANY	SWITZERLAND	BELGIUM	SWEDEN	FINLAND	DENMARK	NORWAY	AUSTRIA	ENGLAND	ITALY	Remarks
			250	400													
19- 1	498-21110-13-33	FRAME COMP.	1	1										x	x	x	Yamaha Black
	512-21110-01-33	FRAME COMP.	1	1	x												Yamaha Black
	512-21110-02-33	FRAME COMP.	1				x										Yamaha Black
	512-21110-21-33	FRAME COMP.	1	1				x	x								Yamaha Black
	512-21110-81-33	FRAME COMP.	1							x				x			Yamaha Black
19- 2	90209-08050	WASHER	6	6	x	x	x	x	x					x	x	x	x
19- 3	92901-08100	WASHER, spring	3	3	x	x	x	x	x					x	x	x	x
19- 4	90185-08054	NUT, U	2	2	x	x	x	x	x					x	x	x	x
19- 5	90105-08025	BOLT, hexagon	2	2	x	x	x	x	x					x	x	x	x
19- 6	90101-08286	BOLT, hexagon	1	1	x	x	x	x	x					x	x	x	x
19- 7	90105-10051	BOLT, hexagon	1	1	x	x	x	x	x					x	x	x	x
19- 8	92901-10100	WASHER, spring	1	1	x	x	x	x	x					x	x	x	x
19- 9	90185-10035	NUT, self locking	1	1	x	x	x	x	x					x	x	x	x
19-10	363-21471-00	PROTECTOR, engine ...	1	1	x	x	x	x	x					x	x	x	x
19-11	97301-06012	BOLT, hexagon	4	4	x	x	x	x	x					x	x	x	x
19-12	92901-06100	WASHER, spring	4	4	x	x	x	x	x					x	x	x	x
19-13	169-23408-10	STEERING LOCK ASS'Y ..	1	1	x	x				x				x			*
	341-23408-01	STEERING LOCK ASS'Y ..	1	1			x	x						x	x	x	
19-14	134-23484-10	CAP, handle lock	1	1	x	x	x	x	x					x	x	x	x
19-15	134-23488-10	WASHER, wave	1	1	x	x				x				x			*
	90206-04003	WASHER (214-23488-00) ..	1	1			x	x						x	x	x	
19-16	134-23483-10	RIVET, screw	1	1	x	x				x				x			*
	90269-04003	RIVET (214-23483-00) ..	1	1			x	x						x	x	x	
19-17	134-23485-10	SPRING	1	1	x	x				x				x			*
	90502-08005	SPRING (214-23485-00) ..	1	1			x	x						x	x	x	
19-18	395-21638-00	BUSHING, rubber	1	1	x	x	x	x	x					x	x	x	x
19-19	438-21170-01-33	TOOL BOX COMP.	1	1	x	x	x	x	x					x	x	x	Yamaha Black
19-20	90480-14102	GROMMET (214-21717-00)	2	2	x	x	x	x	x					x	x	x	

Fig. 19 FRAME · SIDE COVER

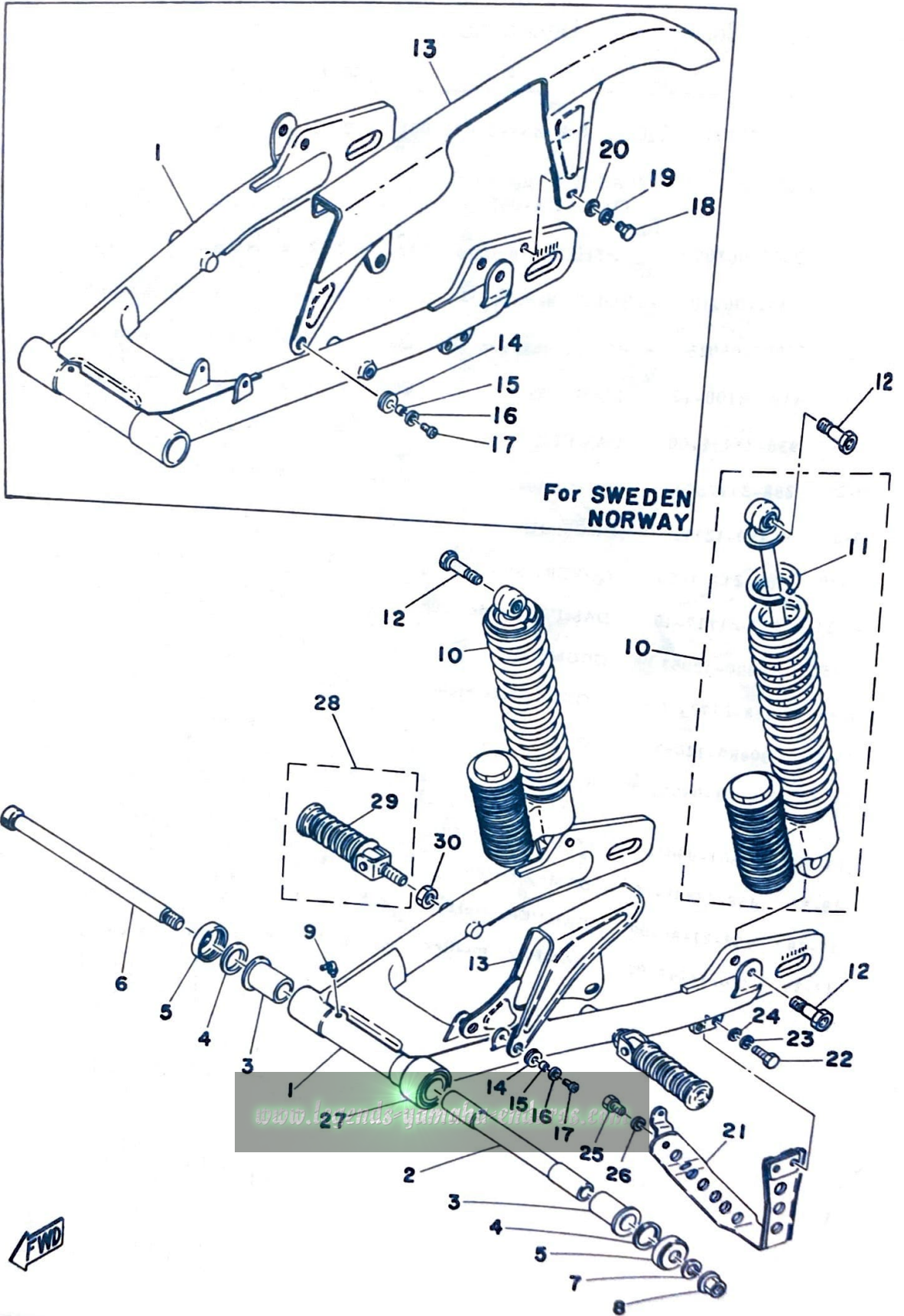


FRAME - SIDE COVER

Ref. No.	Parts No.	Description	Q'ty		FRANCE	HOLLAND	W. GERMANY	SWITZERLAND	BELGIUM	SWEDEN	FINLAND	DENMARK	NORWAY	AUSTRIA	ENGLAND	ITALY	Remarks
			250	400													
19-21	90387-07391	COLLAR (437-21633-00) ..	2	2	x	x	x	x	x	x			x	x	x	x	
19-22	90201-06067	WASHER, plate (116-28324-00)	1	1	x	x	x	x	x				x	x	x	x	
19-23	92901-06100	WASHER, spring	2	2	x	x	x	x	x				x	x	x	x	
19-24	97301-06030	BOLT, hexagon	1	1	x	x	x	x	x				x	x	x	x	
19-25	97301-06025	BOLT, hexagon	1	1	x	x	x	x	x				x	x	x	x	
19-26	438-28100-10	TOOL ASS'Y	1	1	x	x	x	x	x				x	x	x	x	
19-27	438-21755-00	DAMPER, tool	1	1	x	x	x	x	x				x	x	x	x	
19-28	288-21376-00	BAND, tool	1	1	x	x	x	x	x				x	x	x	x	
19-29	90480-12172	GROMMET	1	1	x	x	x	x	x				x	x	x	x	
19-30	438-21711-00	COVER, side left	1	1	x	x	x	x	x				x	x	x	x	
19-31	437-21717-10	DAMPER, side cover ...	1	1	x	x	x	x	x				x	x	x	x	
19-32	90480-12053	GROMMET	1	1	x	x	x	x	x				x	x	x	x	
19-33	438-21721-00	COVER, side right	1	1	x	x	x	x	x				x	x	x	x	
19-34	90480-12053	GROMMET	1	1	x	x	x	x	x				x	x	x	x	
19-35	90201-05031	WASHER, plate (256-82517-00)	1	1	x	x	x	x	x				x	x	x	x	
19-36	98501-05012	SCREW, panhead	1	1	x	x	x	x	x				x	x	x	x	
19-37	498-21485-00	DAMPER, left	1	1	x	x	x	x	x				x	x	x	x	
19-38	498-21486-00	DAMPER, right	1	1	x	x	x	x	x				x	x	x	x	
19-39	276-14747-00	DAMPER, muffler	1	1	x	x	x	x	x				x	x	x	x	

www.legends-yamaha-enduros.com

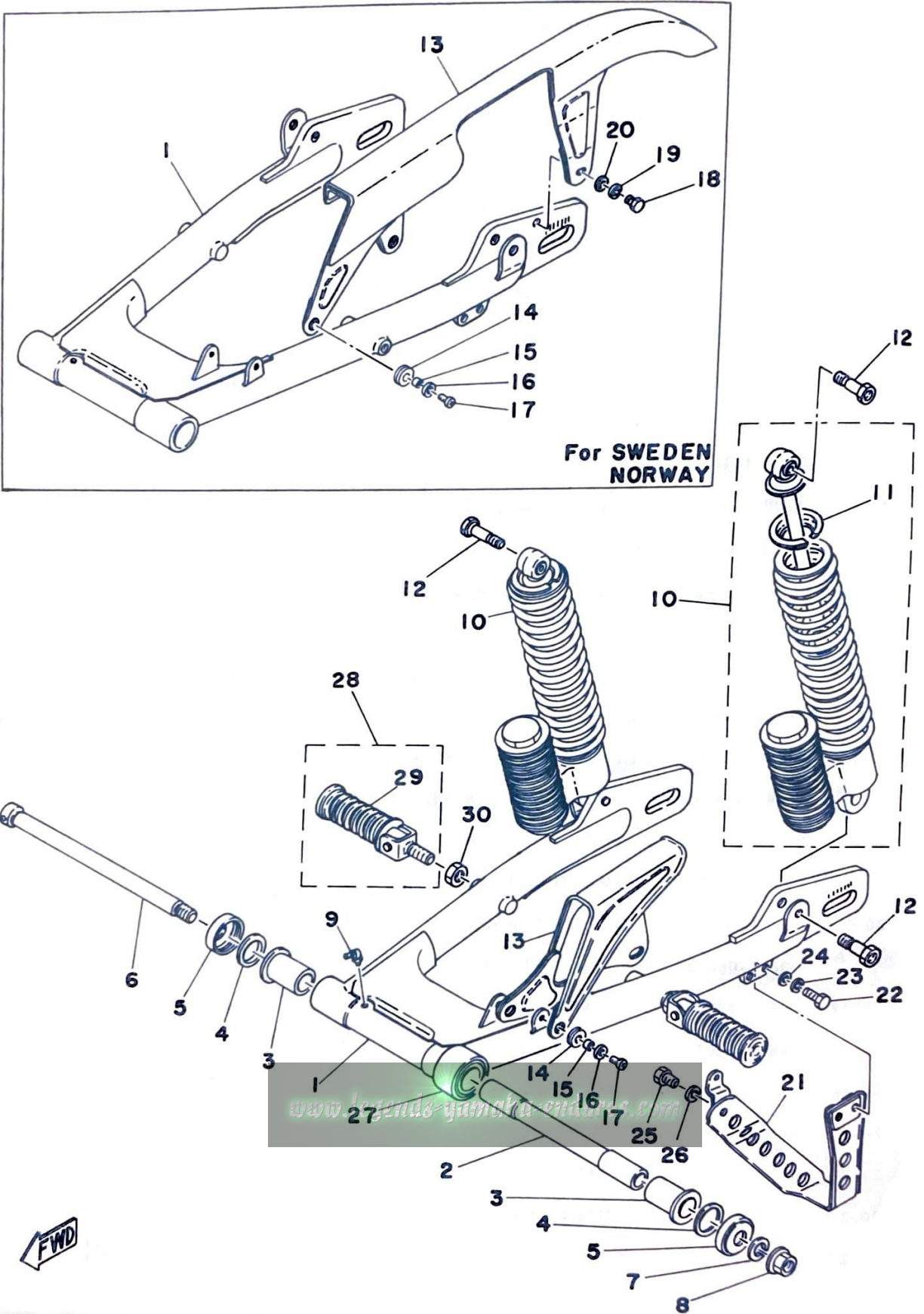
Fig. 20 REAR ARM · REAR CUSHION · CHAIN CASE



REAR ARM · REAR CUSHION · CHAIN CASE

Ref. No.	Parts No.	Description	Q'ty		FRANCE	HOLLAND	W. GERMANY	SWITZERLAND	BELGIUM	SWEDEN	FINLAND	DENMARK	NORWAY	AUSTRIA	ENGLAND	ITALY	Remarks
			250	400													
20- 1	438-22110-01-33	REAR ARM COMP.	1	1	x	x	x	x						x	x	x	Yamaha Black
	498-22110-10-33	REAR ARM COMP.	1	1						x				x			Yamaha Black
20- 2	90387-16398	COLLAR (322-22124-00) ..	1	1	x	x	x	x	x					x	x	x	
20- 3	90386-22077	BUSHING (322-22123-00) ..	2	2	x	x	x	x	x					x	x	x	
20- 4	240-22127-00	SHIM, rear arm	U.NU.	N	x	x	x	x	x					x	x	x	
20- 5	322-22128-01	COVER, thrust	2	2	x	x	x	x	x					x	x	x	
20- 6	275-22141-00	SHAFT, pivot	1	1	x	x	x	x	x					x	x	x	
20- 7	92901-14100	WASHER, spring	1	1	x	x	x	x	x					x	x	x	
20- 8	90179-14163	NUT	1	1	x	x	x	x	x					x	x	x	
20- 9	93700-06005	NIPPLE, grease	1	1	x	x	x	x	x					x	x	x	
20-10	438-22210-02	REAR CUSHION ASS'Y ...	2	2	x	x	x	x	x					x	x	x	
20-11	322-22213-20	. SEAT, spring upper ...	2	2	x	x	x	x	x					x	x	x	
20-12	90109-10195	BOLT (401-22241-00) ...	4	4	x	x	x	x	x					x	x	x	
20-13	438-22311-02-33	CASE, chain	1	1	x	x	x	x						x	x	x	Yamaha Black
	498-22311-11-33	CASE, chain	1							x				x			Yamaha Black
20-14	90480-12096	GROMMET (141-82596-00)	3	3	x	x	x	x						x	x	x	
	90480-12096	GROMMET (141-82596-00)	2							x				x			
20-15	90560-05001	SPACER (214-22317-00) ..	3	3	x	x	x	x						x	x	x	
	90560-05001	SPACER (214-22317-00) ..	2							x				x			
20-16	90201-06052	WASHER (136-22316-00) ..	3	3	x	x	x	x						x	x	x	
	90201-06052	WASHER (136-22316-00) ..	2							x				x			
20-17	98501-05010	SCREW, panhead	3	3	x	x	x	x						x	x	x	
	98501-05010	SCREW, panhead	2							x				x			
20-18	97301-06012	BOLT, hexagon	1							x				x			
20-19	92901-06100	WASHER, spring	1							x				x			
20-20	92901-06600	WASHER, plate	1							x				x			
20-21	438-22318-00-33	GUARD, chain	1	1	x	x	x	x	x					x	x	x	Yamaha Black
20-22	97301-08018	BOLT, hexagon	2	2	x	x	x	x	x					x	x	x	

Fig. 20 REAR ARM · REAR CUSHION · CHAIN CASE

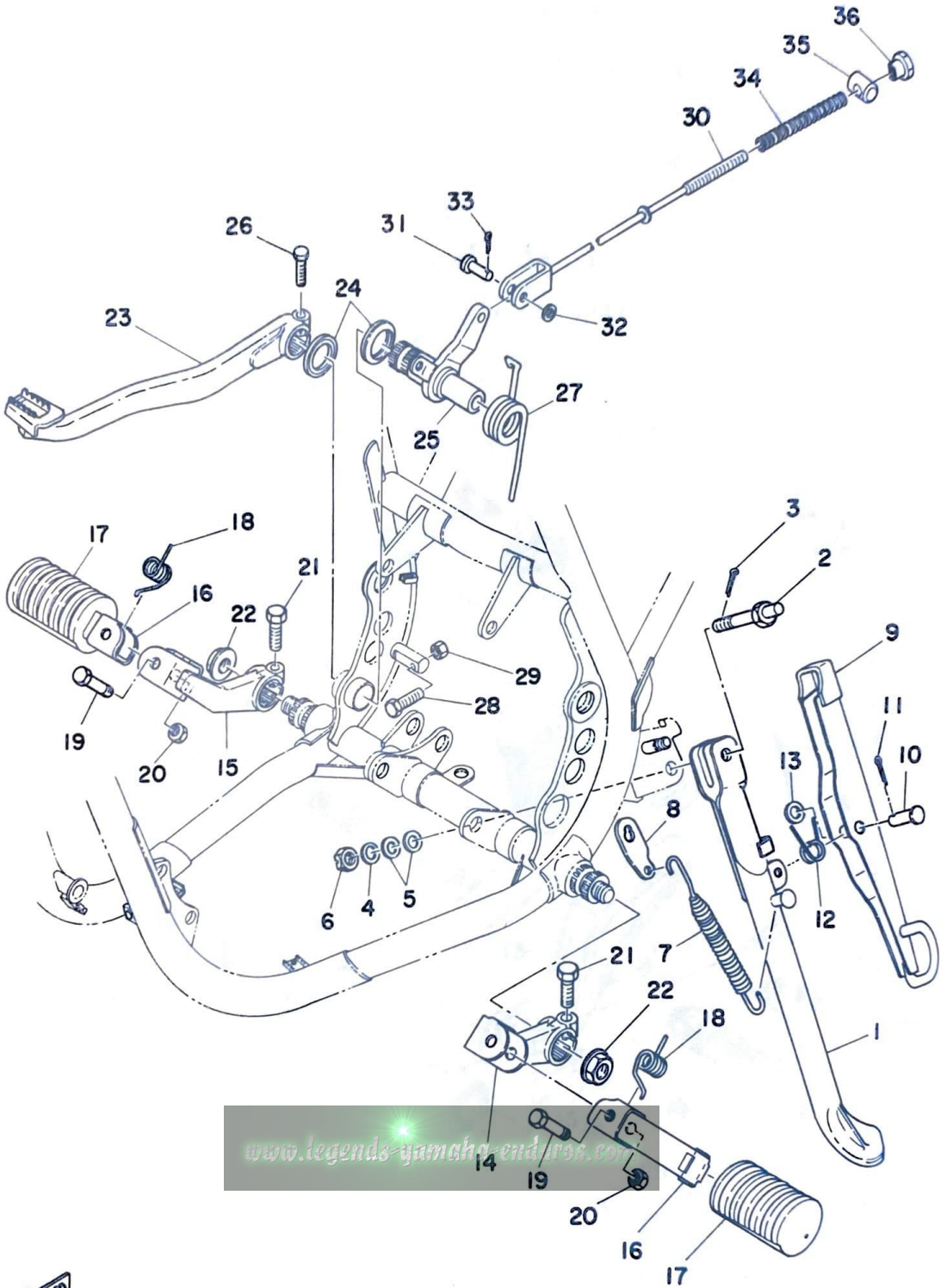


REAR ARM · REAR CUSHION · CHAIN CASE

Ref. No.	Parts No.	Description	Q'ty		FRANCE	HOLLAND	SWITZERLAND	BELGIUM	SWEDEN	FINLAND	DENMARK	NORWAY	AUSTRIA	ENGLAND	ITALY	Remarks	
			250	400													
20-23	92901-08100	WASHER, spring	2	2	x		x	x	x	x			x	x	x	x	
20-24	92901-08600	WASHER, plate	2	2	x		x	x	x	x			x	x	x	x	
20-25	97301-08010	BOLT, hexagon	1	1	x		x	x	x	x			x	x	x	x	
20-26	92901-08100	WASHER, spring	1	1	x		x	x	x	x			x	x	x	x	
20-27	438-22151-00	SEAL, guard	1	1	x		x	x	x	x			x	x	x	x	
20-28	120-27430-02	REAR FOOTREST ASS'Y	2	2	x		x	x	x	x			x	x	x	x	
20-29	120-27433-00	COVER, footrest	2	2	x		x	x	x	x			x	x	x	x	
20-30	95301-12700	NUT, hexagon (206-27436-00)	2	2	x		x	x	x	x			x	x	x	x	

www.legends-yamaha-enduros.com

Fig. 21 STAND · FOOTREST · BRAKE PEDAL



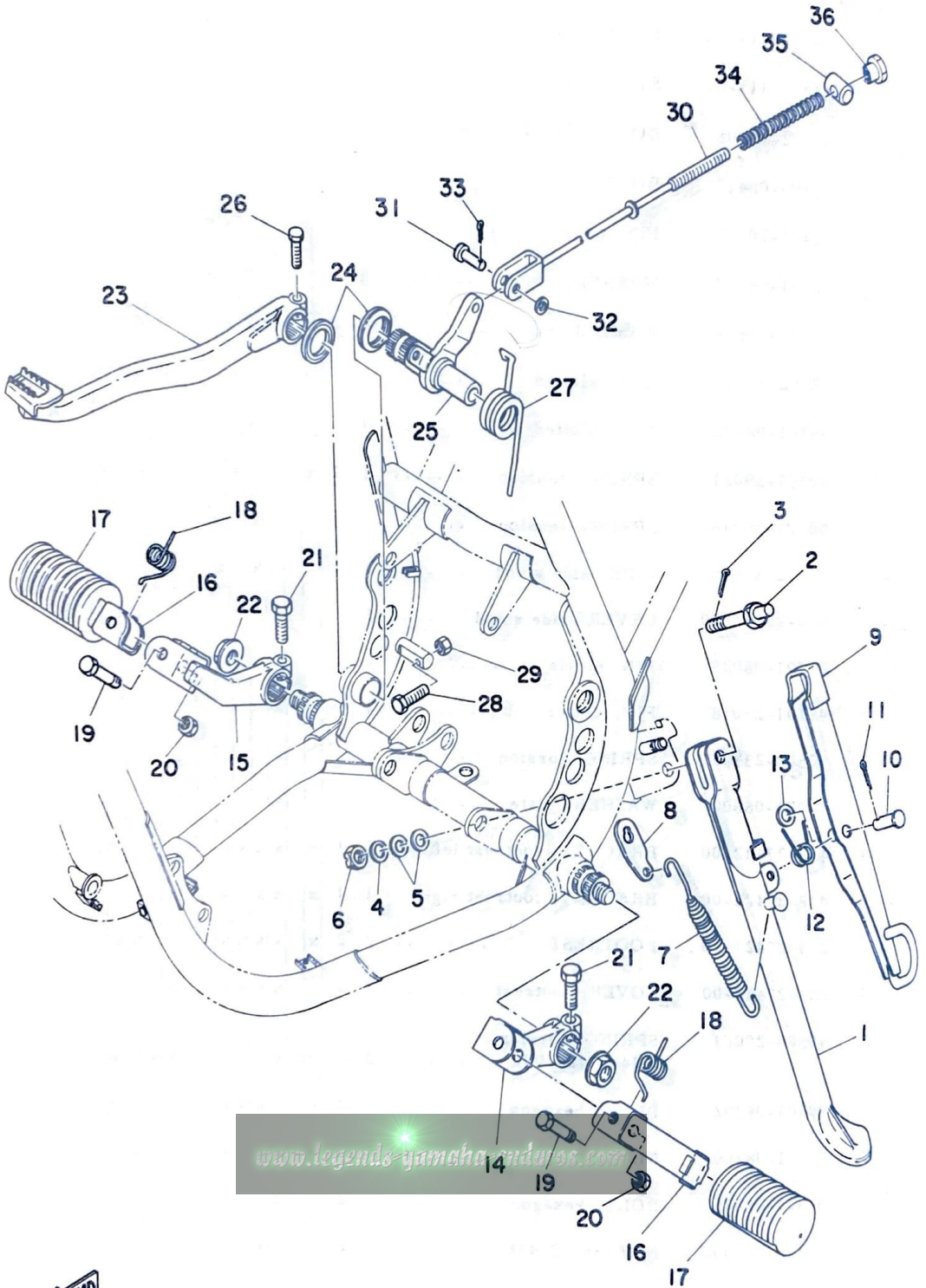
www.legends-yamaha-endless.com



STAND · FOOTREST · BRAKE PEDAL

Ref. No.	Parts No.	Description	Q'ty		FRANCE	HOLLAND	W. GERMANY	SWITZERLAND	BELGIUM	SWEDEN	FINLAND	DENMARK	NORWAY	AUSTRIA	ENGLAND	ITALY	Remarks
			250	400													
21- 1	456-27311-00	STAND, side	1	1	x			x	x	x			x	x	x	x	
	512-27311-00	STAND, side	1			x											
21- 2	90102-10006	BOLT (278-27317-00) ...	1	1	x			x					x	x	x	x	
	90109-08417	BOLT	1				x	x	x								
21- 3	91401-20025	PIN, cotter	1	1	x		x	x	x	x			x	x	x	x	
21- 4	92901-08600	WASHER, plate	1				x	x		x							
21- 5	90201-08578	WASHER, plate	2	2	x		x	x	x	x			x	x	x	x	
21- 6	95302-10900	NUT, slotted	1	1	x				x				x	x	x	x	
	95301-08900	NUT, slotted	1				x	x		x							
21- 7	90507-29021	SPRING, tension	1	1	x				x				x	x	x	x	
	90507-29019	SPRING, tension	1				x	x		x							
21- 8	458-27315-00	LINK, side stand	1				x	x		x							
21- 9	512-27331-00	LEVER, side stand	1				x										
21-10	91701-08028	PIN, clevis	1				x										
21-11	91401-25018	PIN, cotter	1				x										
21-12	90508-23305	SPRING, torsion	1				x										
21-13	92901-08600	WASHER, plate	1				x										
21-14	438-27412-00	BRACKET, footrest left ..	1	1	x		x	x	x	x			x	x	x	x	
21-15	438-27422-00	BRACKET, footrest right	1	1	x		x	x	x	x			x	x	x	x	
21-16	214-27421-00	FOOTREST	2	2	x		x	x	x	x			x	x	x	x	
21-17	214-27413-00	COVER, footrest	2	2	x		x	x	x	x			x	x	x	x	
21-18	90508-20023	SPRING, torsion (214-27426-00)	2	2	x		x	x	x	x			x	x	x	x	
21-19	90101-08292	BOLT, hexagon	2	2	x		x	x	x	x			x	x	x	x	
21-20	95601-08100	NUT, U	2	2	x		x	x	x	x			x	x	x	x	
21-21	97321-08025	BOLT, hexagon	2	2	x		x	x	x	x			x	x	x	x	
21-22	95701-12100	NUT (363-27436-00)	2	2	x		x	x	x	x			x	x	x	x	
21-23	498-27211-00	PEDAL, brake	1	1	x		x	x	x	x			x	x	x	x	
21-24	498-27235-00	COVER, dust	2	2	x		x	x	x	x			x	x	x	x	

Fig. 21 STAND · FOOTREST · BRAKE PEDAL

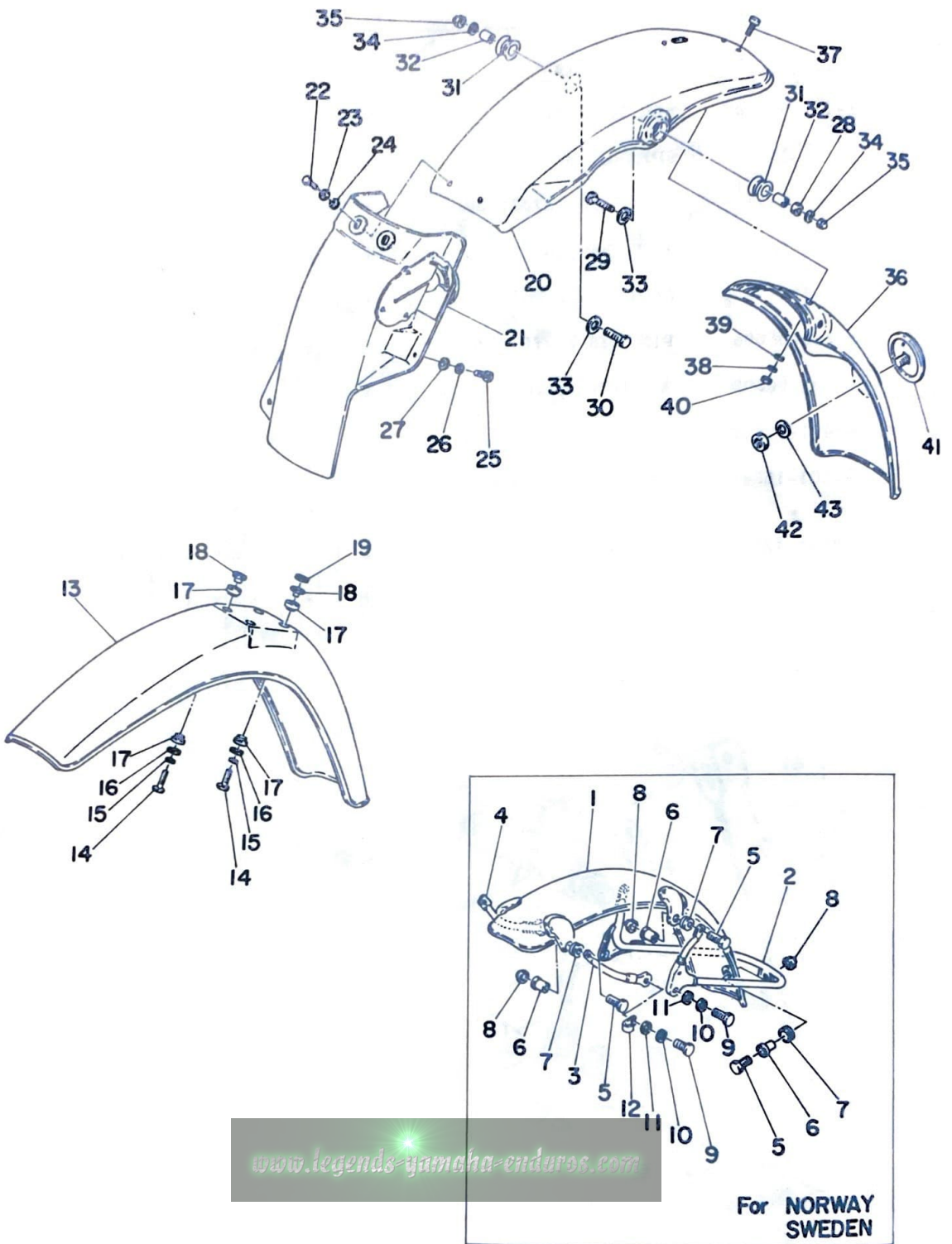


STAND · FOOTREST · BRAKE PEDAL

Ref. No.	Parts No.	Description	Q'ty		FRANCE	HOLLAND	SWITZERLAND w/ GERMANY	BELGIUM	SWEDEN	FINLAND	DENMARK	NORWAY	AUSTRIA	ENGLAND	ITALY	Remarks
			250	400												
21-25	498-27212-00	SHAFT, brake	1	1	x	x	x	x	x			x	x	x	x	
21-26	97301-06020	BOLT, hexagon	1	1	x	x	x	x	x			x	x	x	x	
21-27	90508-45167	SPRING, torsion	1	1	x	x	x	x				x	x	x	x	
21-28	90109-06339	BOLT (322-27227-00) ...	1	1	x	x	x	x				x	x	x	x	
21-29	95301-06700	NUT, hexagon	1	1	x	x	x	x				x	x	x	x	
21-30	363-27231-00	ROD, brake	1	1	x	x	x	x				x	x	x	x	
21-31	90240-06006	PIN (248-27228-00)	1	1	x	x	x	x				x	x	x	x	
21-32	92901-06200	WASHER, plain	1	1	x	x	x	x				x	x	x	x	
21-33	91401-25012	PIN, cotter	1	1	x	x	x	x				x	x	x	x	
21-34	90501-10245	SPRING, compression (180-27236-00)	1	1	x	x	x	x				x	x	x	x	
21-35	90249-12008	PIN (156-27237-00)	1	1	x	x	x	x				x	x	x	x	
21-36	90179-06176	NUT (206-27238-00)	1	1	x	x	x	x				x	x	x	x	

www.legends-yamaha-enduros.com

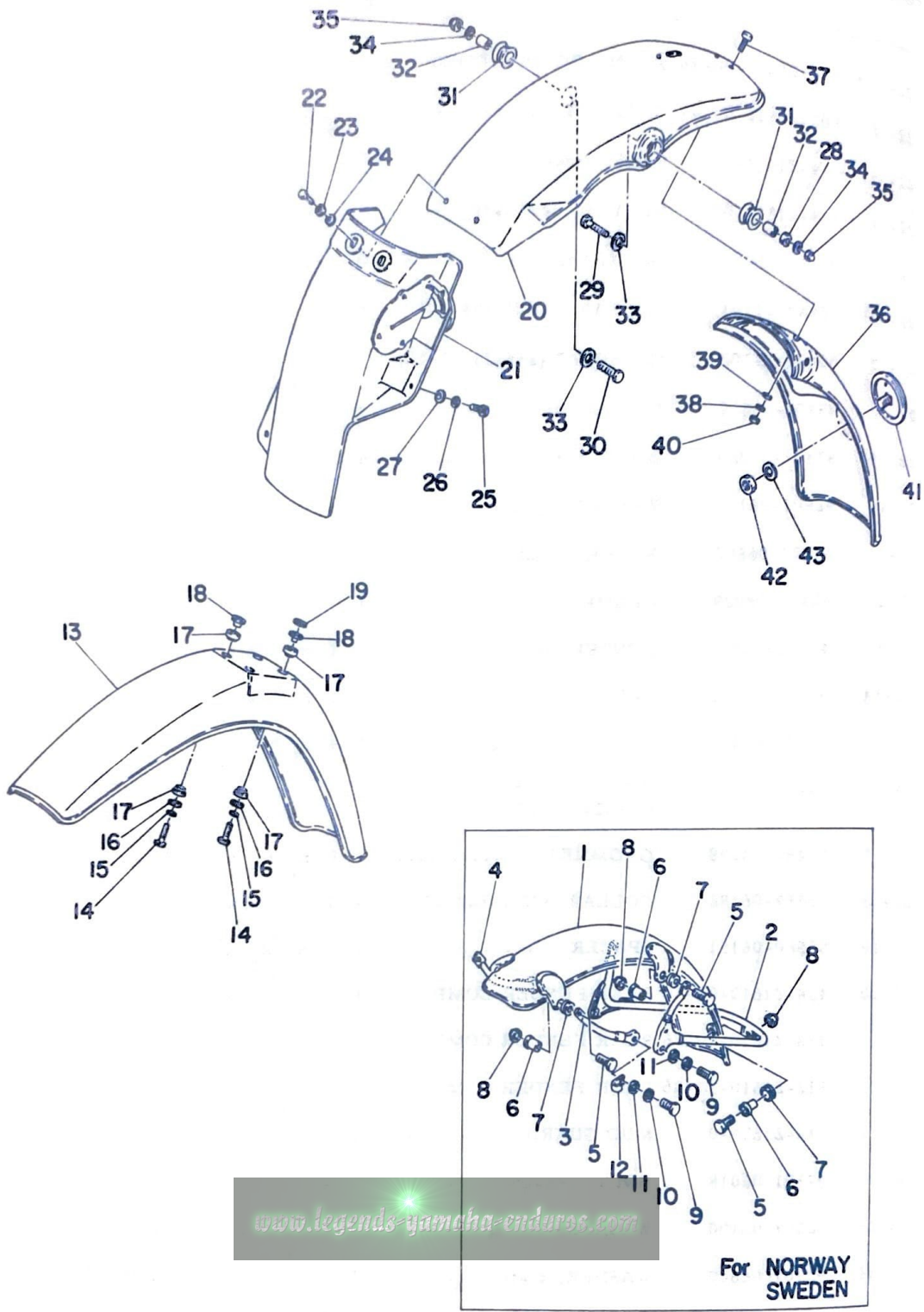
Fig. 22 FRONT FENDER · REAR FENDER



FRONT FENDER · REAR FENDER

Ref. No.	Parts No.	Description	Q'ty		FRANCE	HOLLAND	SWITZERLAND w/ GERMANY	BELGIUM	SWEDEN	FINLAND	DENMARK	AUSTRIA NORWAY	ENGLAND	ITALY	Remarks
			250	400											
22- 1	308-21510-00-36	FRONT FENDER COMP.	1					x				x			Clean White
22- 2	308-21512-00-93	BRACKET, fender	1					x				x			
22- 3	214-21513-00	STAY, fender left	1					x				x			
22- 4	214-21514-00	STAY, fender right	1					x				x			
22- 5	97301-06020	BOLT, hexagon	5					x				x			
22- 6	90387-07391	COLLAR (437-21633-00)	5					x				x			
22- 7	90480-14102	GROMMET (214-21717-00)	5					x				x			
22- 8	95301-06800	NUT, crown	5					x				x			
22- 9	97301-06020	BOLT, hexagon	4					x				x			
22-10	92901-06100	WASHER, spring	4					x				x			
22-11	92901-06600	WASHER, plate	4					x				x			
22-12	90465-08028	CLAMP	1					x				x			
22-13	453-21511-01	FENDER, front	1	1	x	x	x	x				x	x	x	
22-14	97301-06025	BOLT, hexagon	4	4	x	x	x	x				x	x	x	
22-15	92901-06100	WASHER, spring	4	4	x	x	x	x				x	x	x	
22-16	90201-06067	WASHER, plate (116-28324-00)	4	4	x	x	x	x				x	x	x	
22-17	90480-14198	GROMMET	8	8	x	x	x	x				x	x	x	*
22-18	90387-06388	COLLAR (322-21544-00)	4	4	x	x	x	x				x	x	x	
22-19	90560-06151	SPACER	2	2	x	x	x	x				x	x	x	
22-20	438-21610-00-36	REAR FENDER COMP.	1	1	x			x				x		x	Clean White
	438-21610-10-36	REAR FENDER COMP.	1			x	x	x				x			Clean White
	512-21610-30-36	REAR FENDER COMP.	1	1									x		Clean White
22-21	438-21629-01	MUD GUARD	1	1	x	x	x	x	x			x	x	x	x
22-22	97301-06018	BOLT, hexagon	2	2	x	x	x	x	x			x	x	x	x
22-23	92901-06100	WASHER, spring	2	2	x	x	x	x	x			x	x	x	x
22-24	92901-06600	WASHER, plate	2	2	x	x	x	x	x			x	x	x	x
22-25	97301-06015	BOLT, hexagon	2	2	x	x	x	x	x			x	x	x	x
22-26	92901-06100	WASHER, spring	2	2	x	x	x	x	x			x	x	x	x

Fig. 22 FRONT FENDER · REAR FENDER

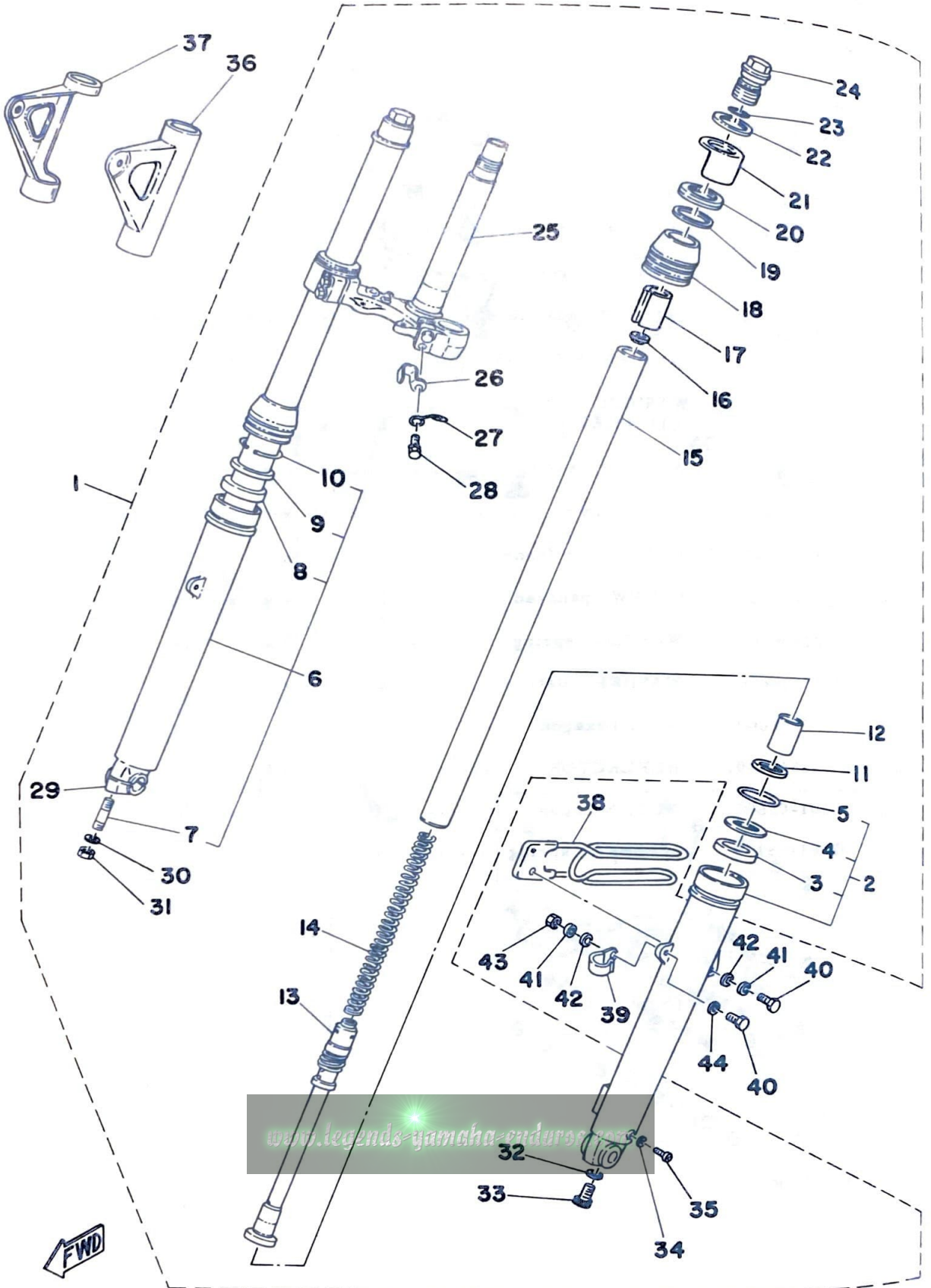


FRONT FENDER · REAR FENDER

Ref. No.	Parts No.	Description	Q'ty		FRANCE	HOLLAND	W. GERMANY	SWITZERLAND	BELGIUM	SWEDEN	FINLAND	DENMARK	AUSTRIA	NORWAY	ENGLAND	ITALY	Remarks
			250	400													
22-27	90201-06067	WASHER, plate (116-28324-00)	2	2	x	x	x	x	x	x		x	x	x	x		
22-28	95301-08600	NUT, hexagon	1	1	x	x	x	x	x			x	x	x	x		
22-29	97301-08050	BOLT, hexagon	1	1	x	x	x	x	x			x	x	x	x		
22-30	97301-08035	BOLT, hexagon	1	1	x	x	x	x	x			x	x	x	x		
22-31	168-21639-00	DAMPER, rear fender	2	2	x	x	x	x	x			x	x	x	x		
22-32	90387-08258	COLLAR (8.3-15-5)	2	2	x	x	x	x	x			x	x	x	x		
22-33	90201-08113	WASHER, plate (611-48556-30)	2	2	x	x	x	x	x			x	x	x	x		
22-34	92901-08100	WASHER, spring	2	2	x	x	x	x	x			x	x	x	x		
22-35	95303-08800	NUT, crown	2	2	x	x	x	x	x			x	x	x	x		
22-36	456-21621-00-36	FLAP, rear fender	1				x	x	x			x					Clean White
22-37	92501-06020	SCREW, panhead	2				x	x	x			x					
22-38	92901-06100	WASHER, spring	2				x	x	x			x					
22-39	92901-06600	WASHER, plate	2				x	x	x			x					
22-40	95301-06600	NUT, hexagon	2				x	x	x			x					
22-41	848-85131-01	REFLECTOR	1				x	x	x			x					
22-42	95301-05600	NUT, hexagon	1				x	x	x			x					
22-43	92901-05100	WASHER, spring	1				x	x	x			x					

www.legends-yamaha-enduros.com

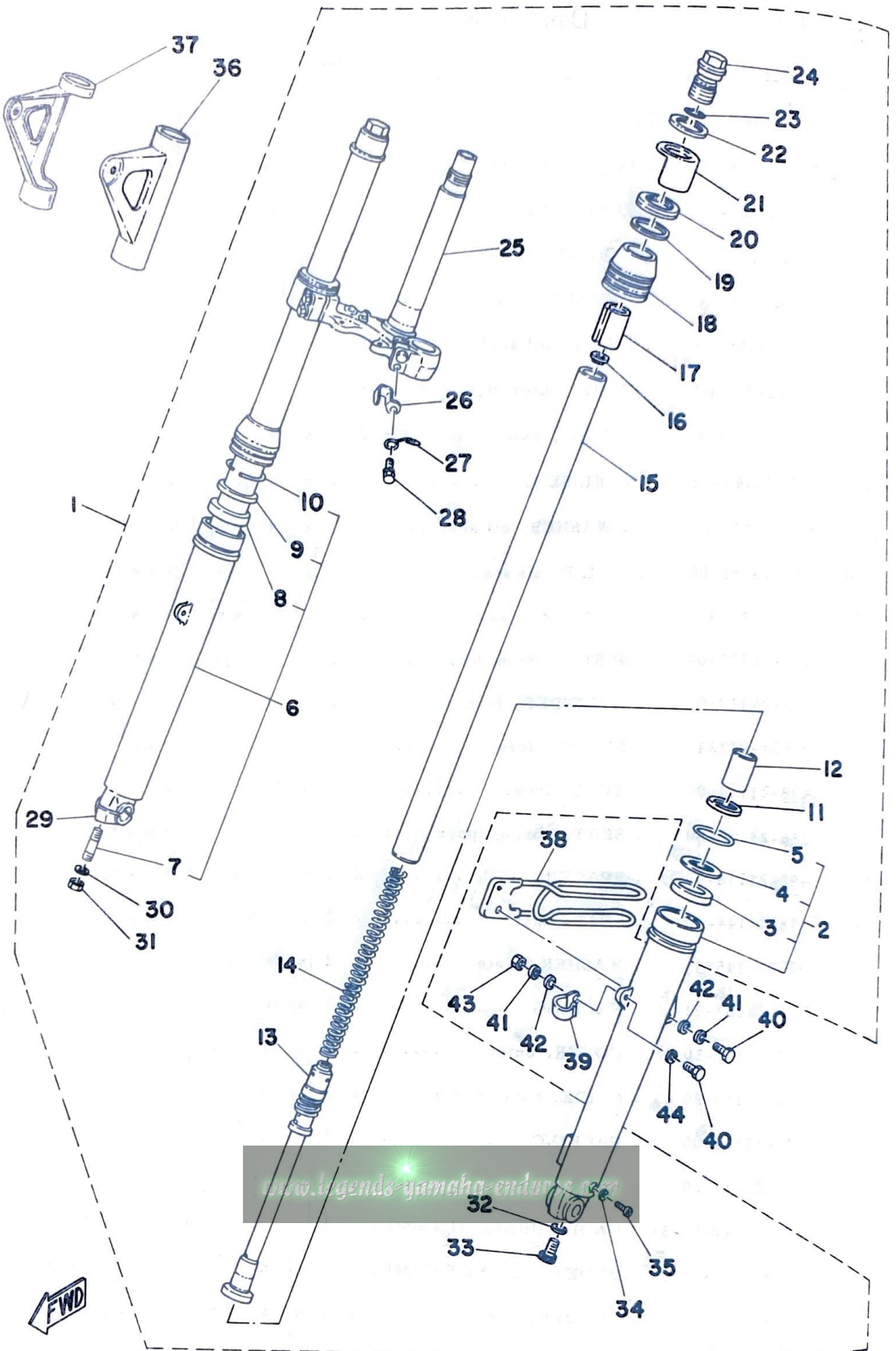
Fig. 23 FRONT FORK



FRONT FORK

Ref. No.	Parts No.	Description	Q'ty		FRANCE	HOLLAND	W. GERMANY	SWITZERLAND	BELGIUM	SWEDEN	FINLAND	DENMARK	NORWAY	AUSTRIA	ENGLAND	ITALY	Remarks
			250	400													
23- 1	512-23101-01	FRONT FORK ASS'Y	...	1 1				x	x					x	x	x	
	512-23101-31	FRONT FORK ASS'Y	...	1 1	x	x			x				x				
23- 2	291-23126-60	. TUBE, outer left	1 1	x	x	x	x	x				x	x	x	x	
23- 3	278-23145-51	. . OIL SEAL	1 1	x	x	x	x	x				x	x	x	x	
23- 4	214-23146-00	. . WASHER, oil seal	...	1 1	x	x	x	x	x				x	x	x	x	
23- 5	214-23156-00	. . CLIP, oil seal	1 1	x	x	x	x	x				x	x	x	x	
23- 6	291-23136-60	. TUBE, outer right	1 1	x	x	x	x	x				x	x	x	x	
23- 7	278-23128-50	. . BOLT, axle holder	...	2 2	x	x	x	x	x				x	x	x	x	
23- 8	278-23145-51	. . OIL SEAL	1 1	x	x	x	x	x				x	x	x	x	
23- 9	214-23146-00	. . WASHER, oil seal	1 1	x	x	x	x	x				x	x	x	x	
23-10	214-23156-00	. . CLIP, oil seal	1 1	x	x	x	x	x				x	x	x	x	
23-11	93450-30033	. CIRCLIP	2 2	x	x	x	x	x				x	x	x	x	
23-12	434-23171-00	. PISTON, front fork	2 2	x	x	x	x	x				x	x	x	x	
23-13	498-23170-00	. CYLINDER, front fork		2 2	x	x	x	x	x				x	x	x	x	
23-14	90501-03384	. SPRING, fork	2 2	x	x	x	x	x				x	x	x	x	
23-15	498-23124-00	. TUBE, inner	2 2	x	x	x	x	x				x	x	x	x	
23-16	256-23142-60	. SEAT, spring upper	...	2 2	x	x	x	x	x				x	x	x	x	
23-17	498-23118-00	. SPACER	2 2	x	x	x	x	x				x	x	x	x	
23-18	278-23144-50	. SEAL, dust	2 2	x	x	x	x	x				x	x	x	x	
23-19	90201-34573	. WASHER, plate	2 2	x	x	x	x	x				x	x	x	x	
23-20	291-23163-61	. PACKING	2 2	x	x	x	x	x				x	x	x	x	
23-21	512-23112-30	. COVER, outer	2 2	x	x	x	x	x				x	x	x	x	
23-22	278-23115-50	. GUIDE, cover upper	...	2 2	x	x	x	x	x				x	x	x	x	
23-23	214-23114-00	. PACKING	2 2	x	x	x	x	x				x	x	x	x	
23-24	366-23111-60	. BOLT, cap	2 2	x	x	x	x	x				x	x	x	x	
23-25	438-23340-00-33	. UNDER BRACKET COMP.		1 1					x	x				x	x	x	Yamaha Black
	456-23340-31-33	. UNDER BRACKET COMP.		1 1	x	x			x				x				Yamaha Black
23-26	214-23318-00	. HOLDER, wire	1 1	x	x	x	x	x				x	x	x	x	

Fig. 23 FRONT FORK

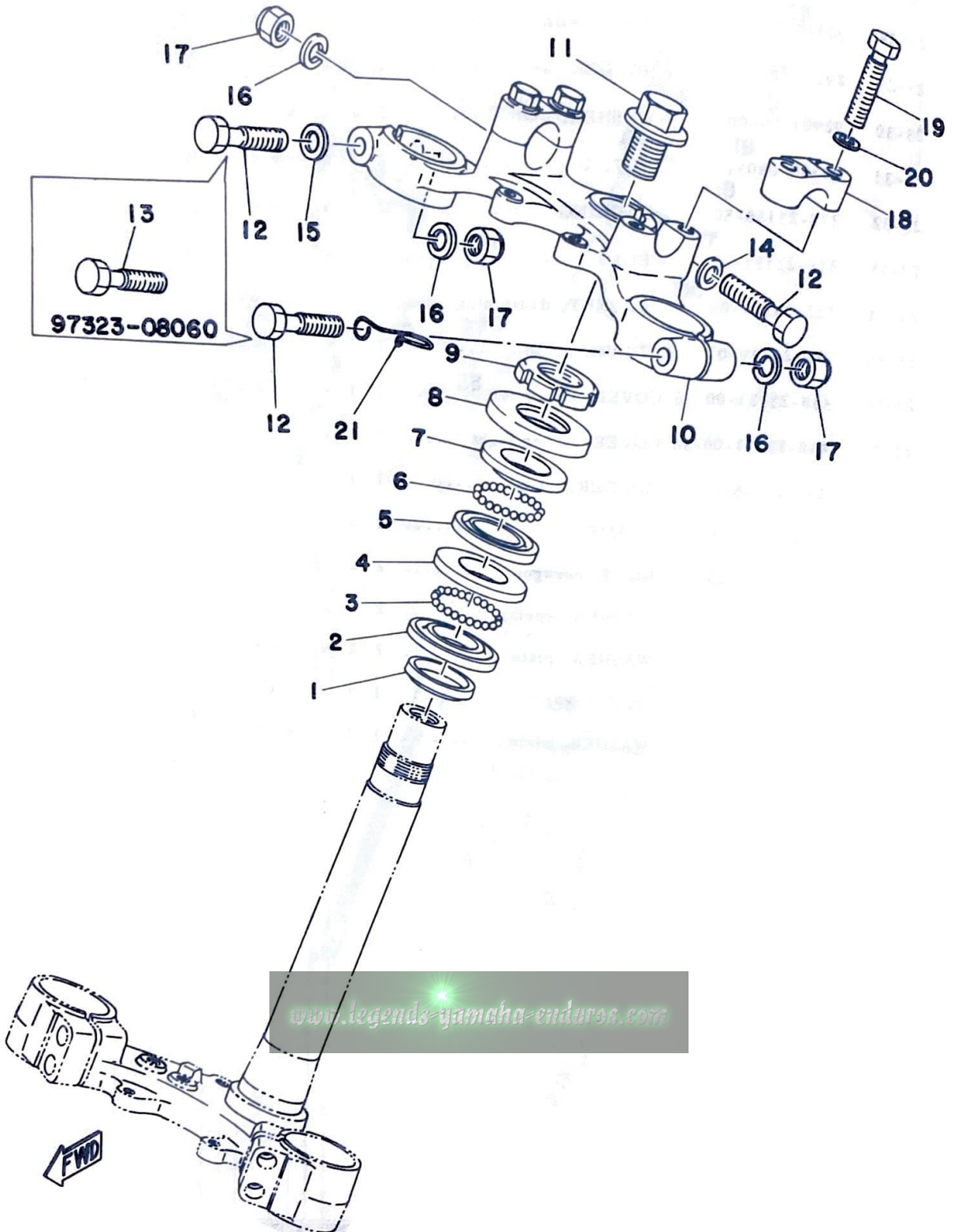


FRONT FORK

Ref. No.	Parts No.	Description	Q'ty		FRANCE	HOLLAND	W. GERMANY	SWITZERLAND	BELGIUM	SWEDEN	FINLAND	DENMARK	NORWAY	AUSTRIA	ENGLAND	ITALY	Remarks	
			250	400														
23-27	90468-20070	. CLIP	1	1	x		x	x	x	x				x	x	x	x	
23-28	90119-08012	. BOLT, with washer ...	4	4	x		x	x	x	x				x	x	x	x	
23-29	291-23167-60	. HOLDER, axle	1	1	x		x	x	x	x				x	x	x	x	
23-30	92901-08600	. WASHER, plate	2	2	x		x	x	x	x				x	x	x	x	
23-31	90185-08054	. NUT, U	2	2	x		x	x	x	x				x	x	x	x	
23-32	278-23158-50	. PACKING	2	2	x		x	x	x	x				x	x	x	x	
23-33	278-23181-50	. BOLT	2	2	x		x	x	x	x				x	x	x	x	
23-34	122-23129-00	. GASKET, drain plug ...	2	2	x		x	x	x	x				x	x	x	x	
23-35	122-23119-01	. PLUG, drain	2	2	x		x	x	x	x				x	x	x	x	
23-36	438-23121-00-36	COVER, upper left	1	1	x		x	x	x	x				x	x	x	x	Clean White
23-37	438-23131-00-36	COVER, upper right	1	1	x		x	x	x	x				x	x	x	x	Clean White
23-38	437-23318-00	HOLDER, wire	1	1	x		x	x	x						x	x	x	
23-39	90465-08028	CLAMP	1	1	x		x	x	x						x	x	x	
23-40	97301-06020	BOLT, hexagon	2	2	x		x	x	x						x	x	x	
23-41	92901-06100	WASHER, spring	2	2	x		x	x	x						x	x	x	
23-42	92901-06600	WASHER, plate	2	2	x		x	x	x						x	x	x	
23-43	95301-06600	NUT, hexagon	1	1	x		x	x	x						x	x	x	
23-44	92901-06200	WASHER, plain	1	1	x		x	x	x						x	x	x	

www.legends-yamaha-enduros.com

Fig. 24 STEERING

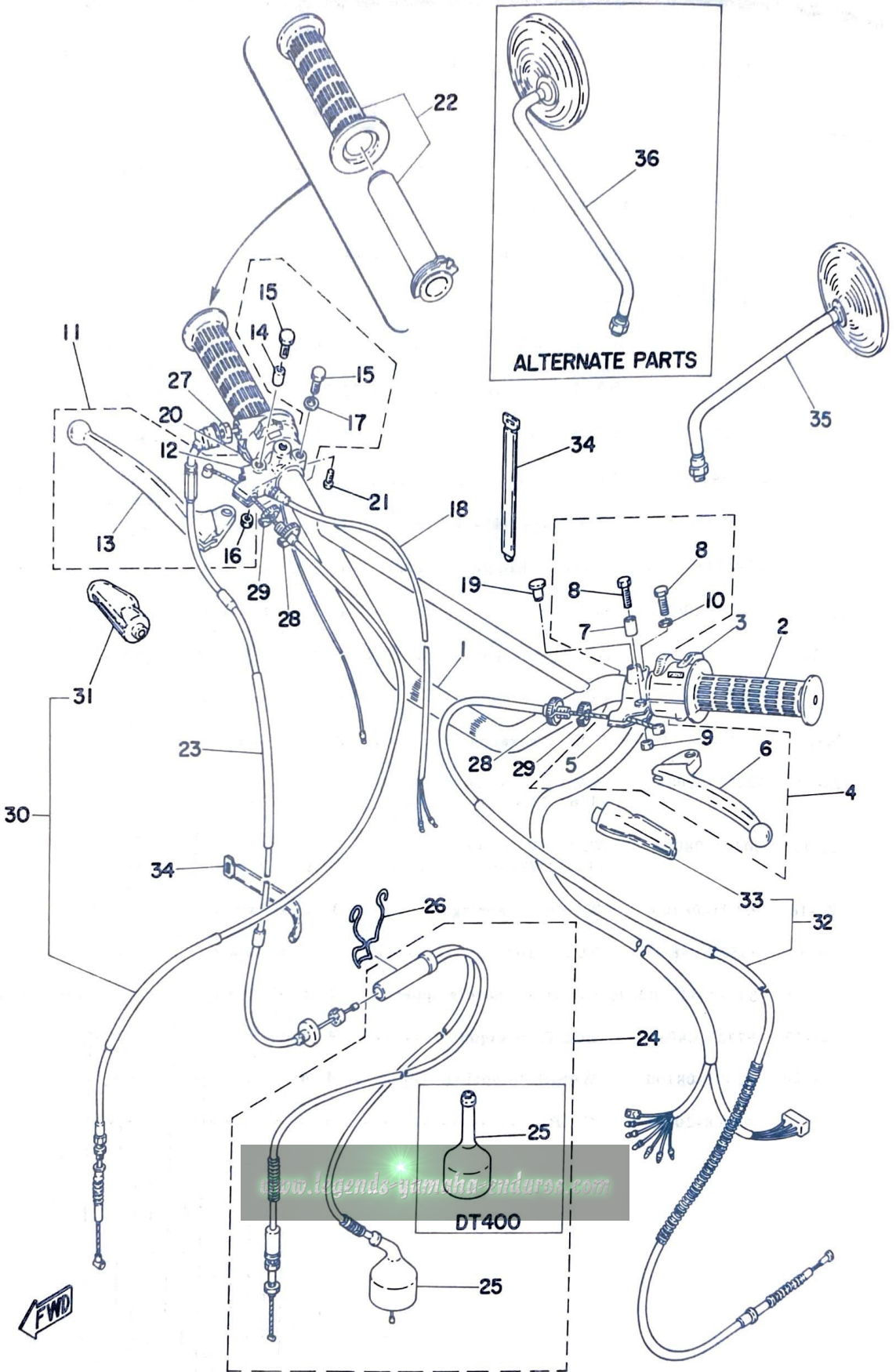


STEERING

Ref. No.	Parts No.	Description	Q'ty		FRANCE	HOLLAND	W. GERMANY	SWITZERLAND	BELGIUM	SWEDEN	FINLAND	DENMARK	NORWAY	AUSTRIA	ENGLAND	ITALY	Remarks
			250	400													
24- 1	164-23462-00	SEAL, dust	1	1	x	x	x	x	x	x				x	x	x	
24- 2	156-23411-00	RACE, ball 1	1	1	x	x	x	x	x					x	x	x	
24- 3	93501-04011	BALL (1/4 inch)	19	19	x	x	x	x	x					x	x	x	
24- 4	156-23412-00	RACE, ball 2	1	1	x	x	x	x	x					x	x	x	
24- 5	122-23412-00	RACE, ball 2	1	1	x	x	x	x	x					x	x	x	
24- 6	93503-16010	BALL (3/16 inch)	22	22	x	x	x	x	x					x	x	x	
24- 7	122-23411-00	RACE, ball 1	1	1	x	x	x	x	x					x	x	x	
24- 8	122-23416-00	COVER, ball race	1	1	x	x	x	x	x					x	x	x	
24- 9	90179-25033	NUT (137-23454-00)	1	1	x	x	x	x	x					x	x	x	
24-10	321-23435-01-98	CROWN, handle	1	1	x	x	x	x	x					x	x	x	Low Gloss Black
24-11	90105-14060	BOLT	1	1	x	x	x	x	x					x	x	x	
24-12	97323-08055	BOLT, hexagon	3	3	x				x					x	x	x	
	97323-08055	BOLT, hexagon	1	1			x	x		x				x			
24-13	97323-08060	BOLT, hexagon	2	2			x	x		x				x			
24-14	90201-08083	WASHER, plate (156-27226-00)	1	1	x	x	x	x						x	x	x	
24-15	90201-08083	WASHER, plate (156-27226-00)	1	1					x					x		x	
24-16	92901-08100	WASHER, spring	3	3	x	x	x	x	x					x	x	x	
24-17	95303-08800	NUT, crown	3	3	x	x	x	x	x					x	x	x	
24-18	315-23441-00-98	HOLDER, handle upper ..	2	2	x	x	x	x	x					x	x	x	Low Gloss Black
24-19	97323-08035	BOLT, hexagon	4	4	x	x	x	x	x					x	x	x	
24-20	92901-08100	WASHER, spring	4	4	x	x	x	x	x					x	x	x	
24-21	90468-20071	CLIP	1	1	x	x	x	x	x					x	x	x	

www.legends-yamaha-enduros.com

Fig. 25 HANDLE · WIRE



HANDLE · WIRE

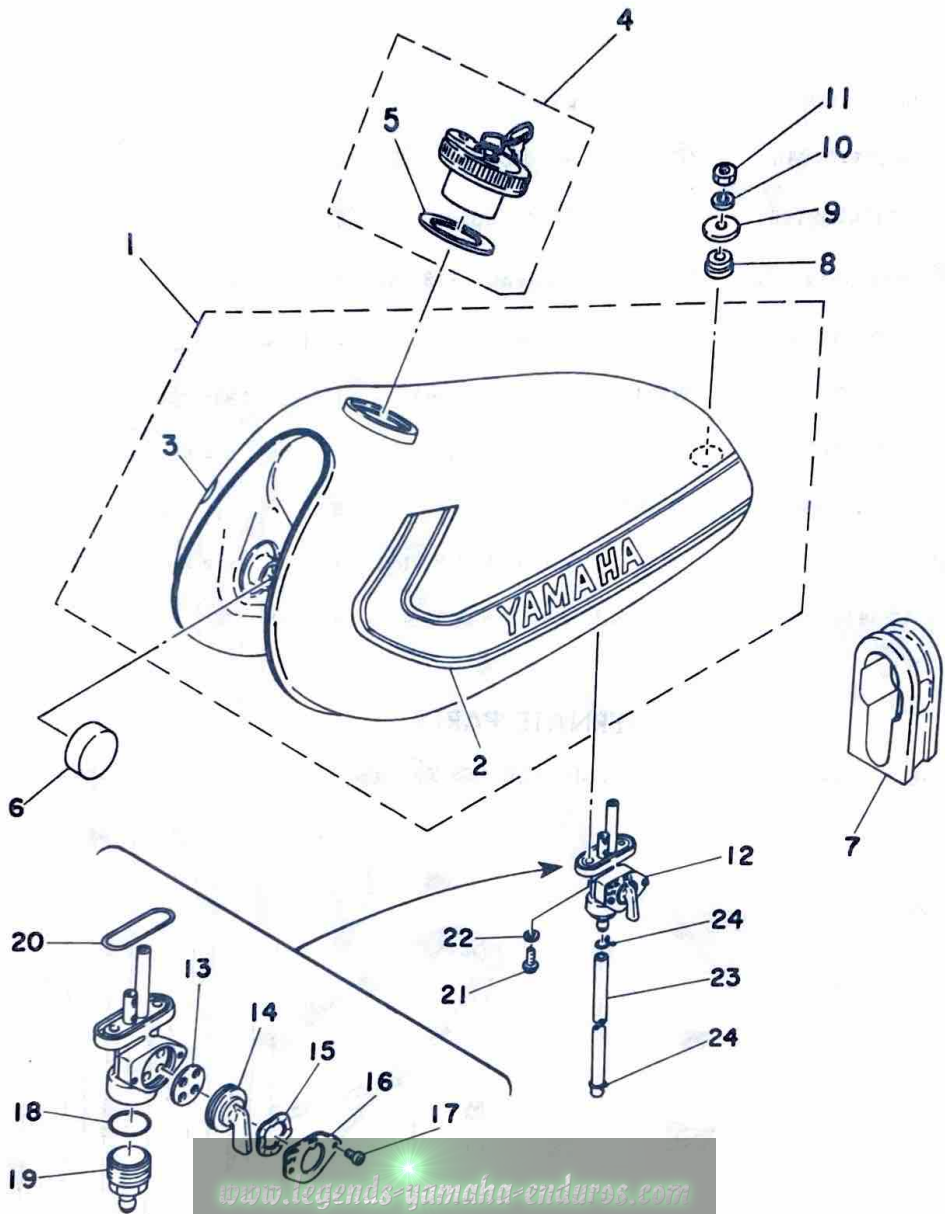
Ref. No.	Parts No.	Description	Q'ty		FRANCE	HOLLAND	SWITZERLAND w/GERMANY	BELGIUM	SWEDEN	FINLAND	DENMARK	NORWAY	AUSTRIA	ENGLAND	ITALY	Remarks
			250	400												
25- 1	438-26111-00	HANDLE	1	1	x	x	x	x	x			x	x	x	x	
25- 2	214-26241-00	GRIP, left	1	1	x	x	x	x	x			x	x	x	x	
25- 3	512-83972-41	SWITCH, handle 4	1	1	x	x	x	x	x				x	x	x	
	498-83972-61	SWITCH, handle 4	1									x				
25- 4	498-82910-00	LEVER HOLDER ASS'Y, left	1	1	x	x	x	x	x			x	x	x	x	
25- 5	498-82911-00	. HOLDER, lever left ...	1	1	x	x	x	x	x			x	x	x	x	
25- 6	214-83912-01	. LEVER, left	1	1	x	x	x	x	x			x	x	x	x	
25- 7	214-83913-00	. COLLAR, lever	1	1	x	x	x	x	x			x	x	x	x	
25- 8	97301-06022	. BOLT, hexagon	2	2	x	x	x	x	x			x	x	x	x	
25- 9	95301-06700	. NUT, hexagon	1	1	x	x	x	x	x			x	x	x	x	
25-10	92901-06100	. WASHER, spring	1	1	x	x	x	x	x			x	x	x	x	
25-11	361-82920-92	LEVER HOLDER ASS'Y, right	1	1	x	x	x	x	x			x	x	x	x	
25-12	361-82921-31	. HOLDER, lever right ..	1	1	x	x	x	x	x			x	x	x	x	
25-13	233-83922-31	. LEVER, right	1	1	x	x	x	x	x			x	x	x	x	
25-14	214-83913-00	. COLLAR, lever	1	1	x	x	x	x	x			x	x	x	x	
25-15	97301-06022	. BOLT, hexagon	2	2	x	x	x	x	x			x	x	x	x	
25-16	95301-06700	. NUT, hexagon	1	1	x	x	x	x	x			x	x	x	x	
25-17	92901-06100	. WASHER, spring	1	1	x	x	x	x	x			x	x	x	x	
25-18	361-83980-30	FRONT STOP SWITCH ASS'Y	1	1	x	x	x	x	x			x	x	x	x	
25-19	90338-09012	PLUG (341-26329-00) ...	1	1	x	x	x	x	x			x	x	x	x	
25-20	437-83976-01	SWITCH, handle 1	1	1	x	x	x	x	x			x	x	x	x	
25-21	98503-05020	SCREW, panhead	2	2	x	x	x	x	x			x	x	x	x	
25-22	437-26240-20	GRIP ASS'Y, right	1	1	x	x	x	x	x			x	x	x	x	
25-23	437-26311-02	WIRE, throttle 1 (590mm)	1	1	x	x	x	x	x			x	x	x	x	
25-24	498-26312-00	WIRE, throttle 2 (440mm)	1		x	x	x	x	x			x		x		
	500-26312-02	WIRE, throttle 2 (440mm)	1		x			x					x	x	x	

HANDLE · WIRE

Ref. No.	Parts No.	Description	Q'ty		FRANCE	HOLLAND	W. GERMANY	SWITZERLAND	BELGIUM	SWEDEN	FINLAND	DENMARK	NORWAY	AUSTRIA	ENGLAND	ITALY	Remarks
			250	400													
25-25	360-26329-02	. CAP, rubber	1		x	x	x	x	x	x			x		x		
	500-26329-01	. CAP, rubber	1		x			x						x	x	x	
25-26	438-26393-00	HOLDER	1	1	x	x	x	x	x				x	x	x	x	
25-27	90170-10038	NUT, hexagon	1	1	x	x	x	x	x				x	x	x	x	
25-28	90123-08046	BOLT, wire adjusting	2	2	x	x	x	x	x				x	x	x	x	
25-29	90179-08148	NUT (168-26344-00)	2	2	x	x	x	x	x				x	x	x	x	
25-30	498-26341-02	WIRE, brake front (1180mm)	1	1	x	x	x	x	x				x	x	x	x	
25-31	498-26372-00	. COVER, lever	1	1	x	x	x	x	x				x	x	x	x	
25-32	363-26335-03	WIRE, clutch (1175mm)	1	1	x	x	x	x	x				x	x	x	x	
25-33	382-26372-01	. COVER, lever	1	1	x	x	x	x	x				x	x	x	x	
25-34	341-26397-01	BAND	8	8	x	x	x	x	x				x	x	x	x	
25-35	341-26290-51	BACK MIRROR ASS'Y, left	1	1			x	x	x	x			x	x	x	x	
	341-26290-20	BACK MIRROR ASS'Y, left	1	1	x												
ALTERNATE PARTS																	
25-36	341-26290-61	BACK MIRROR ASS'Y, right	1	1			x	x	x	x			x	x	x	x	

www.legends-yamaha-enduros.com

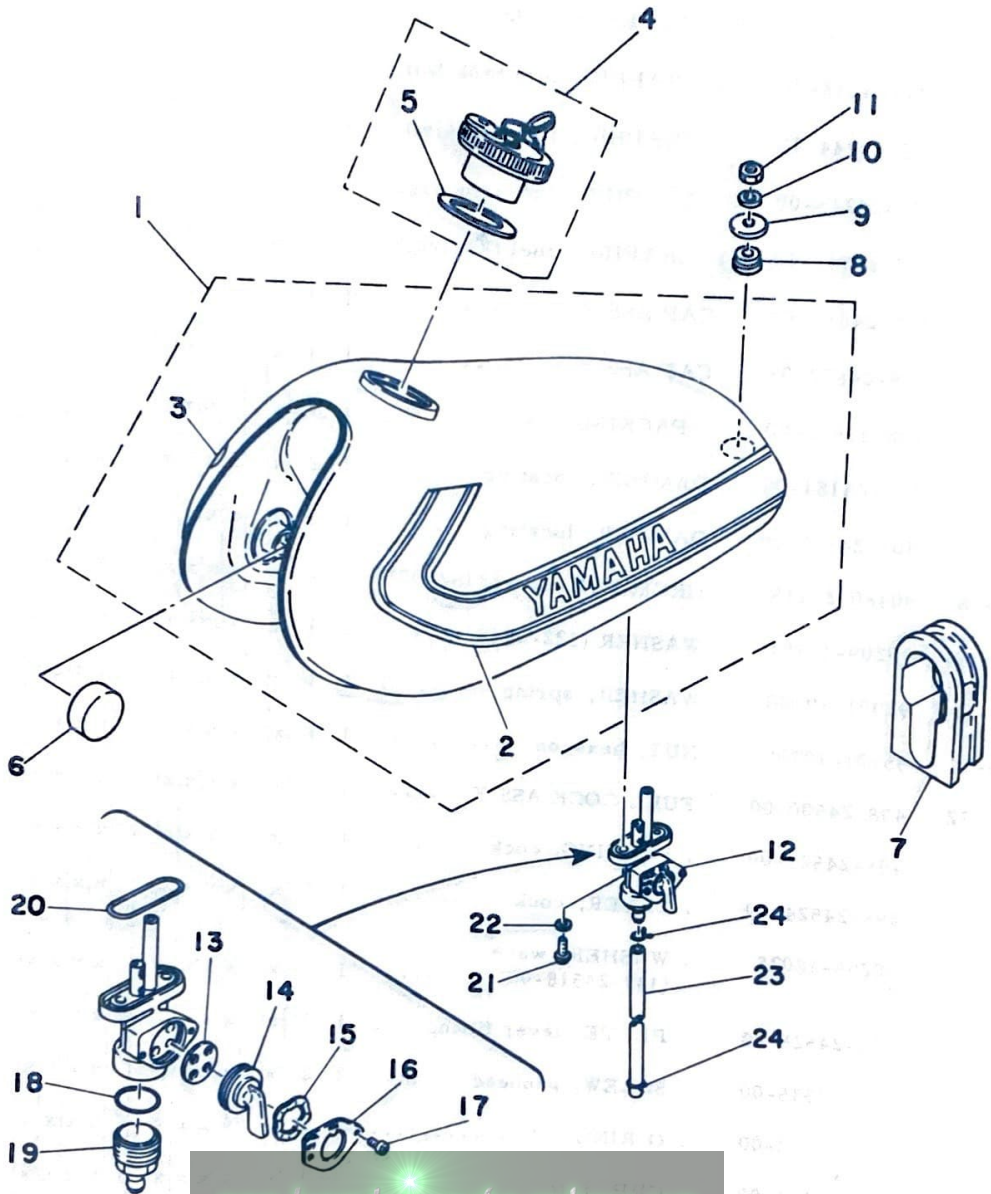
Fig. 26 FUEL TANK



FUEL TANK

Ref. No.	Parts No.	Description	Q'ty		FRANCE	HOLLAND	SWITZERLAND	BELGIUM	W. GERMANY	SWEDEN	FINLAND	DENMARK	NORWAY	AUSTRIA	ENGLAND	ITALY	Remarks
			250	400													
26- 1	498-24110-00-X3	FUEL TANK COMP.	1		x	x	x	x	x				x	x			Clean White
	498-24110-00-X4	FUEL TANK COMP.	1		x	x	x	x	x				x	x			New Portuguese Orange
	498-24110-00-X5	FUEL TANK COMP.	1		x			x						x	x	x	Low Gloss Black
26- 2	512-24244-00	. GRAPHIC, fuel tank left	1		x	x	x	x	x				x	x			Fuel Tank Color Clean White
	512-24244-10	. GRAPHIC, fuel tank left	1	1	x	x	x	x	x				x	x	x	x	Fuel Tank Color New Portuguese Orange
26- 3	512-24245-00	. GRAPHIC, fuel tank right	1		x	x	x	x	x				x	x			Low Gloss Black Fuel Tank Color Clean White
	512-24245-10	. GRAPHIC, fuel tank right	1	1	x	x	x	x	x				x	x	x	x	Fuel Tank Color New Portuguese Orange Low Gloss Black
26- 4	127-24650-01	CAP ASS'Y	1	1			x										
	498-24602-03	CAP ASS'Y	1	1	x		x	x	x				x	x	x	x	
26- 5	498-24612-00	. PACKING, cap	1	1	x		x	x	x				x	x	x	x	
26- 6	156-24181-00	DAMPER, locating 1	2	2	x	x	x	x	x				x	x	x	x	
26- 7	363-24183-00	DAMPER, locating	1	1	x	x	x	x	x				x	x	x	x	
26- 8	90480-25135	GROMMET (322-24182-00)	1	1	x	x	x	x	x				x	x	x	x	
26- 9	90209-10101	WASHER (322-24186-00)	1	1	x	x	x	x	x				x	x	x	x	
26-10	92901-10100	WASHER, spring	1	1	x	x	x	x	x				x	x	x	x	
26-11	95301-10700	NUT, hexagon	1	1	x	x	x	x	x				x	x	x	x	
26-12	498-24500-00	FUEL COCK ASS'Y	1	1	x	x	x	x	x				x	x	x	x	
26-13	498-24523-00	. PACKING, cock	1	1	x	x	x	x	x				x	x	x	x	
26-14	498-24524-00	. LEVER, cock	1	1	x	x	x	x	x				x	x	x	x	
26-15	90206-18025	. WASHER, wave (137-24518-00)	1	1	x	x	x	x	x				x	x	x	x	
26-16	498-24525-00	. PLATE, lever fitting ..	1	1	x	x	x	x	x				x	x	x	x	
26-17	214-24535-00	. SCREW, panhead	2	2	x	x	x	x	x				x	x	x	x	
26-18	498-24522-00	. O-RING	1	1	x	x	x	x	x				x	x	x	x	
26-19	498-24521-00	. CUP, filter	1	1	x	x	x	x	x				x	x	x	x	
26-20	214-24512-00	. GASKET, body	1	1	x	x	x	x	x				x	x	x	x	
26-21	90149-06011	SCREW (256-24143-00) ...	2	2	x	x	x	x	x				x	x	x	x	
26-22	90202-06010	WASHER, plate (178-14766-00)	2	2	x	x	x	x	x				x	x	x	x	

Fig. 26 FUEL TANK



www.legends-yamaha-enduros.com

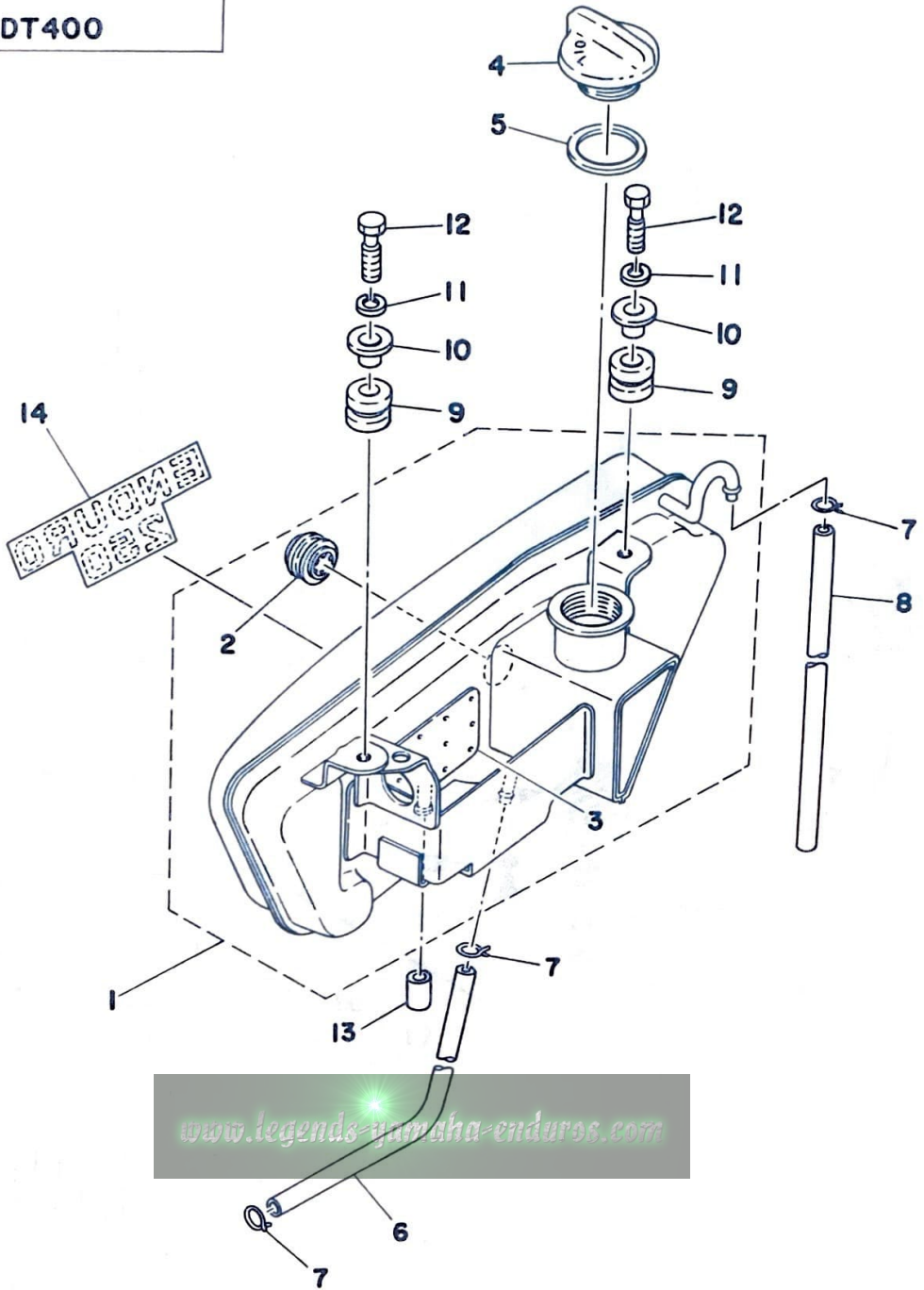
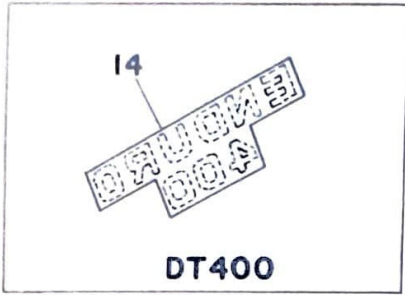


FUEL TANK

Ref. No.	Parts No.	Description	Q'ty		FRANCE	HOLLAND	W. GERMANY	SWITZERLAND	BELGIUM	SWEDEN	FINLAND	DENMARK	NORWAY	AUSTRIA	ENGLAND	ITALY	Remarks
			250	400													
26-23	90445-11149	HOSE (322-24311-00)	1 1	x	x	x	x	x					x	x	x	7-200
26-24	90467-10008	CLIP (143-24356-00)	2 2	x	x	x	x	x					x	x	x	

www.legends-yamaha-enduro.com

Fig. 27 OIL TANK



www.legends-yamaha-enduros.com

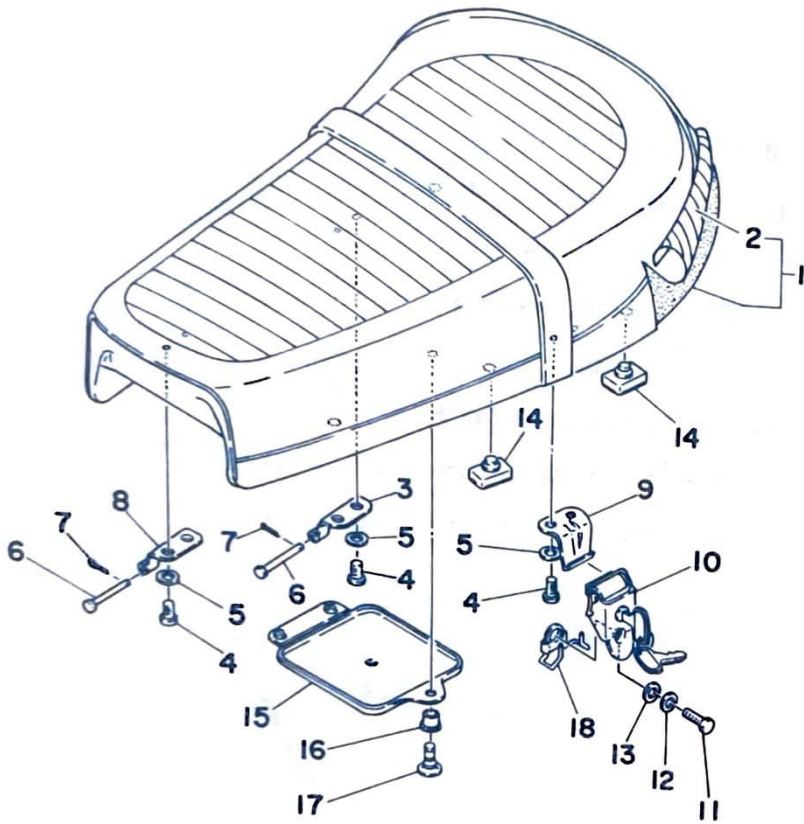


OIL TANK

Ref. No.	Parts No.	Description	Q'ty		Applicable Machine No.	Remarks
			250	400		
27- 1	438-21705-01-36	OIL TANK ASS'Y	1			Clean White
	438-21705-01-U2	OIL TANK ASS'Y	1			New Portuguese Orange
	438-21705-01-98	OIL TANK ASS'Y	1	1		Low Gloss Black
27- 2	360-21761-00	. GAUGE, level	1	1		
27- 3	438-21754-00	. SEAT	2	2		
27- 4	1A0-21771-00	CAP, oil tank	1	1		
27- 5	90430-29114	GASKET (214-21772-00)	1	1		
27- 6	90445-09124	HOSE (5-675)	1	1		
27- 7	90467-08003	CLIP	3	3		
27- 8	90446-09099	HOSE (5-460)	1	1		
27- 9	90480-14102	GROMMET (214-21717-00)	2	2		
27-10	90387-07391	COLLAR (437-21633-00)	2	2		
27-11	92901-06100	WASHER, spring	2	2		
27-12	97301-06025	BOLT	2	2		
27-13	437-21779-00	DAMPER, oil tank	1	1		
27-14	512-21787-00	EMBLEM, enduro	1			
	513-21787-00	EMBLEM, enduro		1		

www.legends-yamaha-enduros.com

Fig. 28 SEAT



www.legends-yamaha-enduros.com



SEAT

Ref. No.	Parts No.	Description	Q'ty		Applicable Machine No.	Remarks
			250	400		
28- 1	512-24730-01	DOUBLE SEAT ASS'Y	1	1		
28- 2	512-24731-01	COVER, double seat	1	1		
28- 3	437-24726-00	HINGE, seat	1	1		
28- 4	97301-06012	BOLT, hexagon	6	6		
28- 5	92901-06100	WASHER, spring	6	6		
28- 6	91501-05055	PIN, with hole	2	2		
28- 7	90468-10050	CLIP (156-83525-00)	2	2		
28- 8	248-24726-00-33	HINGE, seat	1	1		Yamaha Black
28- 9	214-24728-00-33	BRACKET, seat	1	1		Yamaha Black
28-10	438-24705-01	SEAT BRACKET UNDER COMP.	1	1		
28-11	97301-06025	BOLT, hexagon	1	1		
28-12	92901-06100	WASHER, spring	1	1		
28-13	92901-06600	WASHER, plate	1	1		
28-14	214-24724-00	DAMPER, seat	4	4		
28-15	341-28185-00	LID	1	1		
28-16	90480-06007	GROMMET (341-28187-00)	1	1		
28-17	341-28188-00	PLUNGER	1	1		
28-18	341-24818-02	HOOK, helmet	1	1		

www.legends-yamaha-enduros.com

FRONT WHEEL

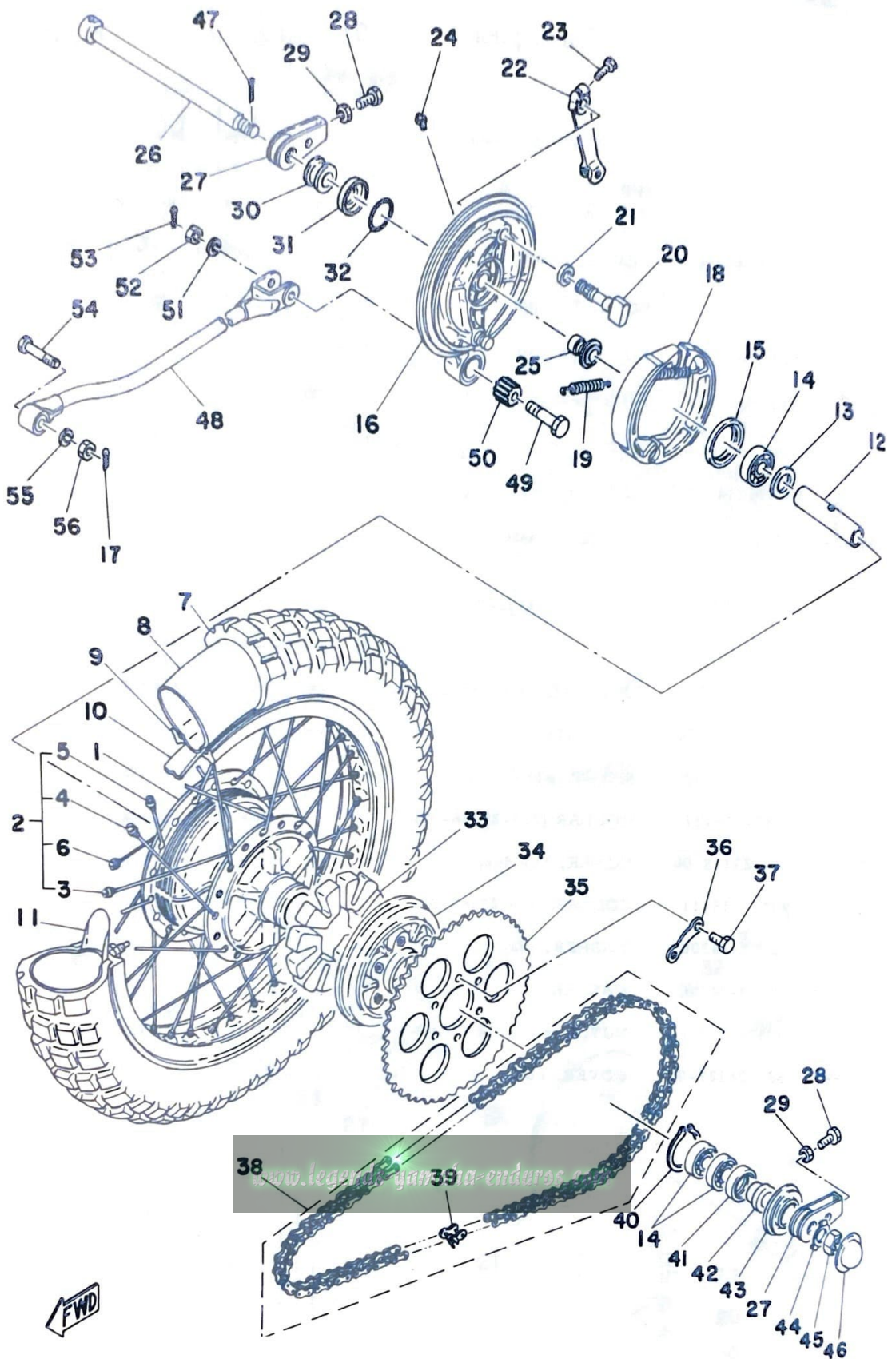
Ref. No.	Parts No.	Description	Q'ty		FRANCE	HOLLAND	W. GERMANY	SWITZERLAND	BELGIUM	FINLAND	DENMARK	NORWAY	AUSTRIA	ENGLAND	ITALY	Remarks
			250	400												
29- 1	1E6-25111-00-98	HUB, front	1	1	x	x	x	x	x	x	x	x	x	x	x	Low Gloss Black
29- 2	498-25104-00	SPOKE SET	1s	1s	x	x	x	x	x	x	x	x	x	x	x	
29- 3	498-25196-90	. SPOKE SET, inner left (10PCS)	1s	1s	x	x	x	x	x	x	x	x	x	x	x	
29- 4	498-25197-90	. SPOKE SET, outer left (10PCS)	1s	1s	x	x	x	x	x	x	x	x	x	x	x	
29- 5	322-25179-90	. SPOKE SET, inner right (10PCS)	1s	1s	x	x	x	x	x	x	x	x	x	x	x	
29- 6	322-25189-90	. SPOKE SET, outer right (10PCS)	1s	1s	x	x	x	x	x	x	x	x	x	x	x	
29- 7	94416-21133	RIM, front (1.60A-21)	1	1	x		x	x	x			x		x		
	94418-21148	RIM, front (1.85B-21)	1	1			x							x		
29- 8	94130-21103	TIRE, front (3.00-21-4PR)	1	1	x	x	x	x	x	x	x	x	x	x	x	
29- 9	94230-21038	TUBE, front (3.00-21)	1	1	x	x	x	x	x	x	x	x	x	x	x	
29-10	94327-21024	BAND, rim (3.00-21)	1	1	x	x	x	x	x	x	x	x	x	x	x	
29-11	214-25194-00	SPACER, bead	1	1	x		x	x	x			x		x		
	214-25394-00	SPACER, bead	1	1			x							x		
29-12	214-25117-00	SPACER, bearing	1	1	x	x	x	x	x	x	x	x	x	x	x	
29-13	183-25315-00	FLANGE, spacer	1	1	x	x	x	x	x	x	x	x	x	x	x	
29-14	93306-20205	BEARING (B6202)	1	1	x	x	x	x	x	x	x	x	x	x	x	
29-15	93102-20009	OIL SEAL (SD-20-35-7)	1	1	x	x	x	x	x	x	x	x	x	x	x	
29-16	93306-20203	BEARING (B6202RS)	1	1	x	x	x	x	x	x	x	x	x	x	x	
29-17	93410-22014	CIRCLIP (S-22)	1	1	x	x	x	x	x	x	x	x	x	x	x	
29-18	90201-22283	WASHER (214-25147-00)	2	2	x	x	x	x	x	x	x	x	x	x	x	
29-19	214-25149-01	CLUTCH, meter	1	1	x	x	x	x	x	x	x	x	x	x	x	
29-20	308-25135-00	GEAR, drive	1	1	x	x	x	x	x	x	x	x	x	x	x	
29-21	498-25121-00	PLATE, brake shoe	1	1	x	x	x	x	x	x	x	x	x	x	x	
29-22	91401-30030	PIN, cotter	1	1	x	x	x	x	x	x	x	x	x	x	x	
29-23	214-25151-00	CAMSHAFT	1	1	x	x	x	x	x	x	x	x	x	x	x	
29-24	137-25153-00	SHIM, camshaft	1	1	x	x	x	x	x	x	x	x	x	x	x	
29-25	93105-50010	OIL SEAL (SDD-50-62-7)	1	1	x	x	x	x	x	x	x	x	x	x	x	

FRONT WHEEL

Ref. No.	Parts No.	Description	Q'ty		FRANCE	HOLLAND	W. GERMANY	BELGIUM	SWITZERLAND	FINLAND	DENMARK	NORWAY	AUSTRIA	ENGLAND	ITALY	Remarks
			250	400												
29-26	431-25330-01	BRAKE SHOE COMP.	2	2	x	x	x	x	x			x	x	x	x	
29-27	90507-20002	SPRING, tension (246-25333-00)	2	2	x		x	x	x			x	x	x	x	
29-28	498-25155-00	LEVER, camshaft	1	1	x		x	x	x			x	x	x	x	
29-29	97301-06025	BOLT, hexagon	1	1	x			x	x			x		x	x	
	97301-06030	BOLT, hexagon	1	1			x						x			
29-30	95301-06600	NUT, hexagon	1	1	x			x	x			x		x	x	
	95601-06100	NUT	1	1			x						x			
29-31	308-25138-00	GEAR, meter	1	1	x		x	x	x			x	x	x	x	
29-32	90201-07076	WASHER, plate (183-25146-00)	1	1	x		x	x	x			x	x	x	x	
29-33	93210-14104	O-RING (2.4-13.8)	1	1	x		x	x	x			x	x	x	x	
29-34	109-25136-00	BUSHING	1	1	x		x	x	x			x	x	x	x	
29-35	93104-07003	OIL SEAL (SO-7-14-4) ..	1	1	x		x	x	x			x	x	x	x	
29-36	102-25137-00	RING, stop	1	1	x		x	x	x			x	x	x	x	
29-37	275-25181-00	SHAFT, wheel	1	1	x		x	x	x			x	x	x	x	
29-38	90387-15117	COLLAR (275-25186-00)	1	1	x		x	x	x			x	x	x	x	
29-39	214-25118-00	COVER, hub dust	1	1	x		x	x	x			x	x	x	x	
29-40	90387-15111	COLLAR (136-25183-00)	1	1	x		x	x	x			x	x	x	x	
29-41	92901-14200	WASHER, plain	1	1	x			x	x			x	x	x	x	
	90209-14136	WASHER	1				x									
29-42	90171-14006	NUT, castle (214-25182-01)	1	1	x		x	x	x			x	x	x	x	
29-43	521-25127-00	COVER, nut	1				x									

www.legends-yamaha-enduros.com

Fig. 30 REAR WHEEL

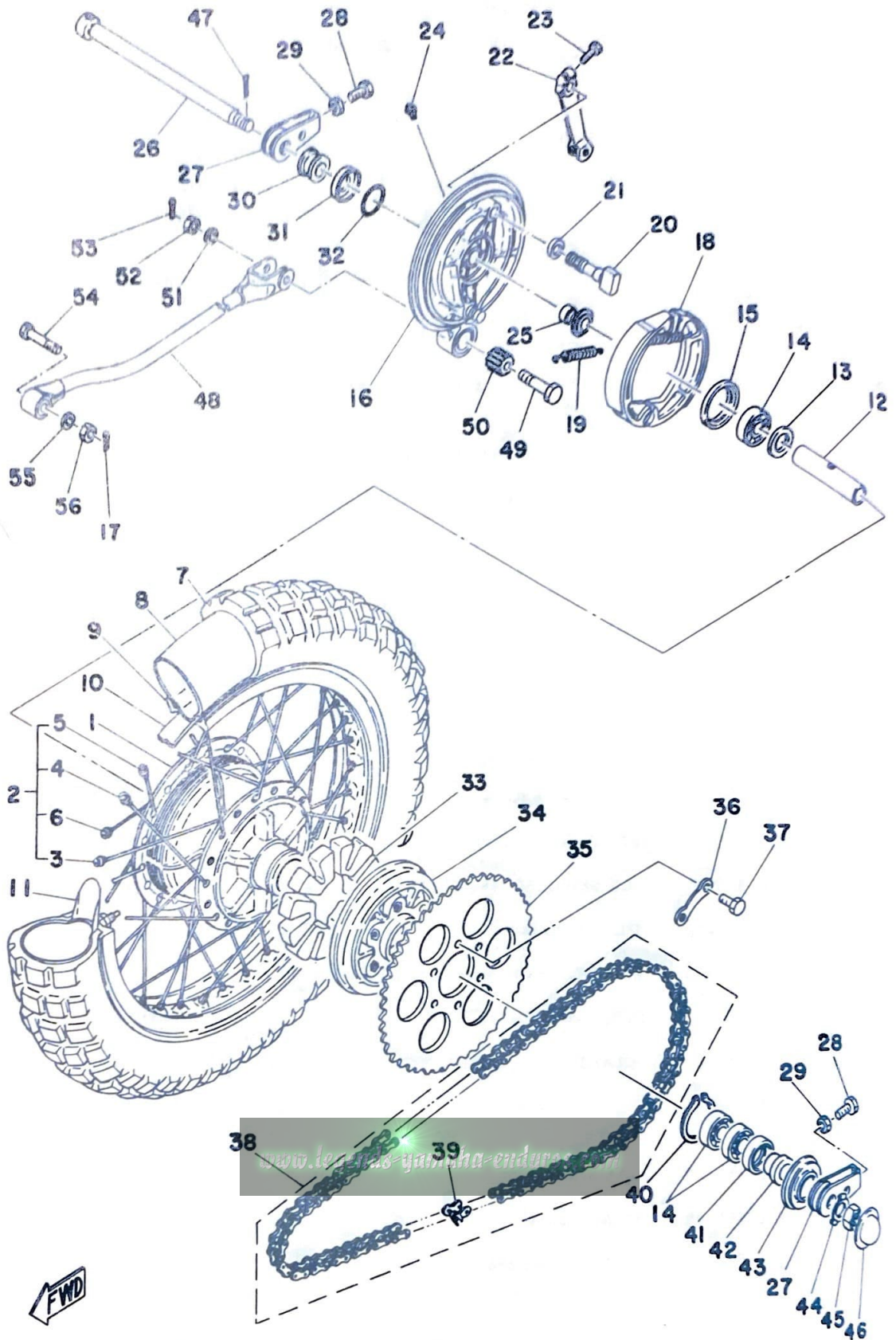


FWD

REAR WHEEL

Ref. No.	Parts No.	Description	Q'ty		FRANCE	HOLLAND	SWITZERLAND w GERMANY	BELGIUM	SWEDEN	FINLAND	DENMARK	NORWAY	AUSTRIA	ENGLAND	ITALY	Remarks
			250	400												
30- 1	438-25311-00	HUB, rear	1	1	x	x	x	x	x			x	x	x	x	
30- 2	438-25304-00	SPOKE SET	1s	1s	x		x	x	x			x	x	x	x	
30- 3	438-25396-90	. SPOKE SET, inner left (10PCS)	1s	1s	x		x	x	x			x	x	x	x	
30- 4	438-25397-90	. SPOKE SET, outer left (10PCS)	1s	1s	x		x	x	x			x	x	x	x	
30- 5	438-25391-90	. SPOKE SET, inner right (10PCS)	1s	1s	x		x	x	x			x	x	x	x	
30- 6	438-25392-90	. SPOKE SET, outer right (10PCS)	1s	1s	x		x	x	x			x	x	x	x	
30- 7	94140-18062	TIRE, rear (4.00-18-4PR)	1	1	x		x	x	x			x	x	x	x	
30- 8	94240-18024	TUBE, rear (4.00-18)	1	1	x		x	x	x			x	x	x	x	
30- 9	94418-18051	RIM, rear (1.85-18)	1	1	x		x	x	x			x		x	x	
	94421-18079	RIM, rear (2.15B-18)	1	1			x							x		
30-10	94340-18022	BAND, rim (4.00-18)	1	1	x		x	x	x			x	x	x	x	
30-11	214-25394-00	SPACER, bead	2	2	x		x	x	x			x		x	x	
	214-25394-10	SPACER, bead	2	2			x							x		
30-12	275-25317-00	SPACER, bearing	1	1	x		x	x	x			x	x	x	x	
30-13	146-25315-00	FLANGE, spacer	1	1	x		x	x	x			x	x	x	x	
30-14	93306-20309	BEARING (B6203)	3	3	x		x	x	x			x	x	x	x	
30-15	93104-46029	OIL SEAL (SO-46-56-4)	1	1	x		x	x	x			x	x	x	x	
30-16	438-25321-10	PLATE, brake shoe	1	1	x		x	x	x			x		x	x	
	275-25321-00	PLATE, brake shoe	1	1			x							x		
30-17	91401-20018	PIN, cotter	1	1	x		x	x	x			x	x	x	x	
30-18	214-25130-00	BRAKE SHOE COMP.	2	2	x		x	x	x			x	x	x	x	
30-19	90507-20002	SPRING, tension (246-25333-00)	2	2	x		x	x	x			x	x	x	x	
30-20	214-25351-00	CAMSHAFT	1	1	x		x	x	x			x	x	x	x	
30-21	148-25353-00	SHIM, camshaft	1	1	x		x	x	x			x	x	x	x	
30-22	168-25355-00	LEVER, camshaft	1	1	x		x	x	x			x	x	x	x	
30-23	97303-06020	BOLT, hexagon	1	1	x		x	x	x			x	x	x	x	

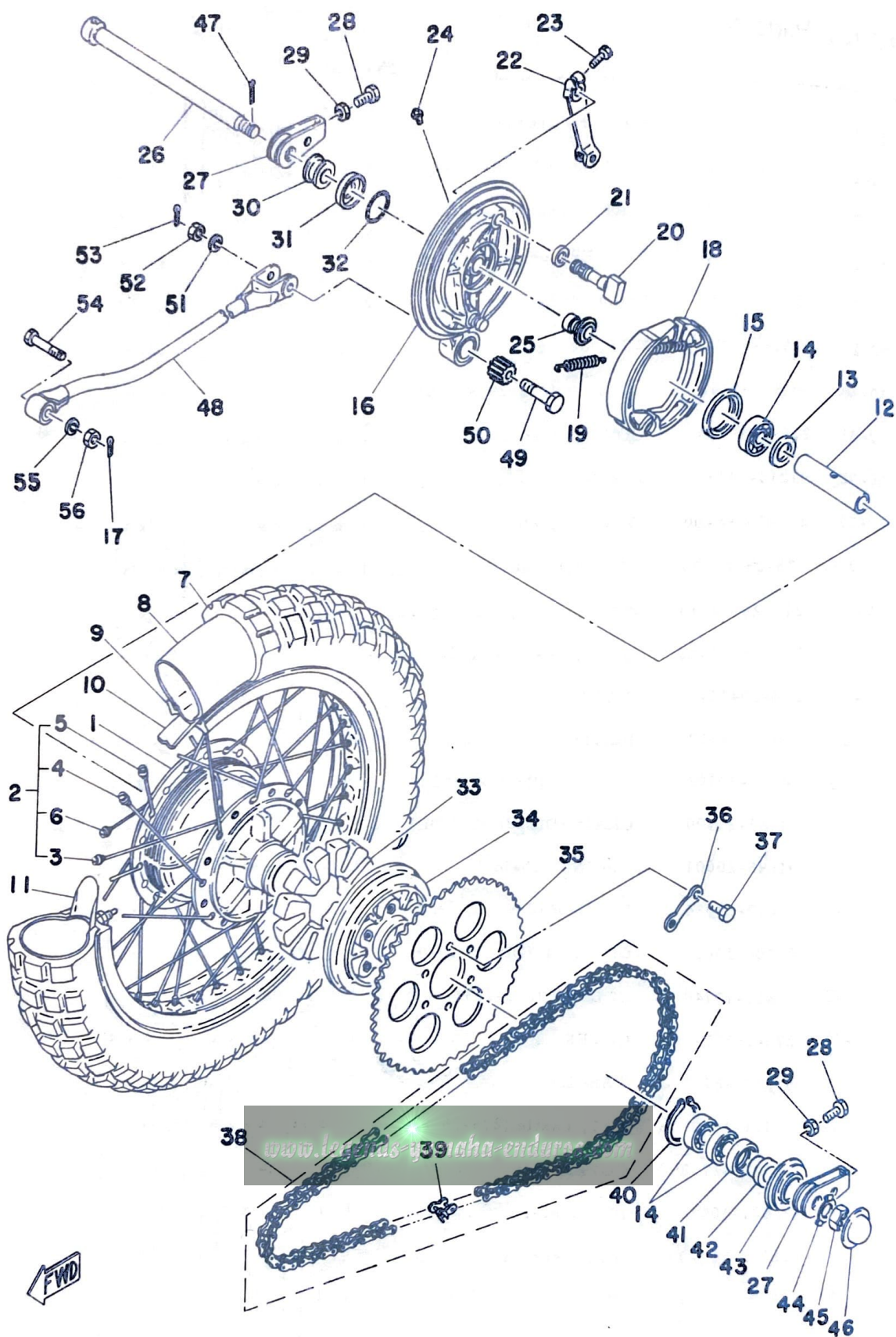
Fig. 30 REAR WHEEL



REAR WHEEL

Ref. No.	Parts No.	Description	Q'ty		FRANCE	HOLLAND	W. GERMANY	SWITZERLAND	BELGIUM	SWEDEN	FINLAND	DENMARK	NORWAY	AUSTRIA	ENGLAND	ITALY	Remarks	
			250	400														
30-24	93700-06001	NIPPLE, grease	1	1	x		x	x	x	x				x	x	x	x	
30-25	90387-17450	COLLAR (275-25328-00)	1	1	x		x	x	x	x				x	x	x	x	
30-26	150-25381-00	SHAFT, rear wheel	1	1	x		x	x	x	x				x	x	x	x	
30-27	168-25389-00	PULLER, chain	2	2	x		x	x	x	x				x	x	x	x	
30-28	90101-08034	BOLT (168-25379-00) . . .	2	2	x		x	x	x	x				x	x	x	x	
30-29	95303-08700	NUT, hexagon	2	2	x		x	x	x	x				x	x	x	x	
30-30	90387-17141	COLLAR (275-25383-00)	1	1	x		x	x	x	x				x	x	x	x	
30-31	275-25327-00	COVER, plate dust	1	1	x		x	x	x	x				x	x	x	x	
30-32	93210-31114	O-RING (2.4-31)	1	1	x		x	x	x	x				x	x	x	x	
30-33	275-25364-00	DAMPER, clutch	6	6	x		x	x	x	x				x	x	x	x	
30-34	275-25366-00	CLUTCH, hub	1	1	x		x	x	x	x				x	x	x	x	
30-35	214-25444-10	GEAR, sprocket wheel (44T)	1		x		x	x	x	x				x				
	214-25440-10	GEAR, sprocket wheel (40T)	1		x					x					x	x	x	
30-36	214-25412-00	WASHER, lock	3	3	x		x	x	x	x				x	x	x	x	
30-37	90109-08377	BOLT	6	6	x		x	x	x	x				x	x	x	x	
30-38	94585-20102	CHAIN (DID520DS-102L)	1		x		x	x	x	x				x				
	94585-20100	CHAIN (DID520DS-100L)	1		x					x					x	x	x	
30-39	94685-20001	. JOINT, chain	1	1	x		x	x	x	x				x	x	x	x	
30-40	93410-52034	CIRCLIP (S-52)	1	1	x		x	x	x	x				x	x	x	x	
30-41	93106-25003	OIL SEAL (DD-25-40-9)	1	1	x		x	x	x	x				x	x	x	x	
30-42	90387-17140	COLLAR (275-25377-00)	1	1	x		x	x	x	x				x	x	x	x	
30-43	275-25367-00	COVER, dust	1	1	x		x	x	x	x				x	x	x	x	
30-44	90209-16138	WASHER	1				x											
30-45	90171-16007	NUT, castle (275-25382-00)	1	1	x		x	x	x	x				x	x	x	x	
30-46	521-25127-00	COVER, nut	1				x											
30-47	91401-30030	PIN, cotter	1	1	x		x	x	x	x				x	x	x	x	
30-48	363-25371-00	BAR, tension	1	1	x		x	x	x	x				x	x	x	x	
30-49	90102-10007	BOLT (275-25373-00) . . .	1	1	x		x	x	x	x				x	x	x	x	
30-50	275-22123-00	BUSHING	1	1	x		x	x	x	x				x	x	x	x	

Fig. 30 REAR WHEEL

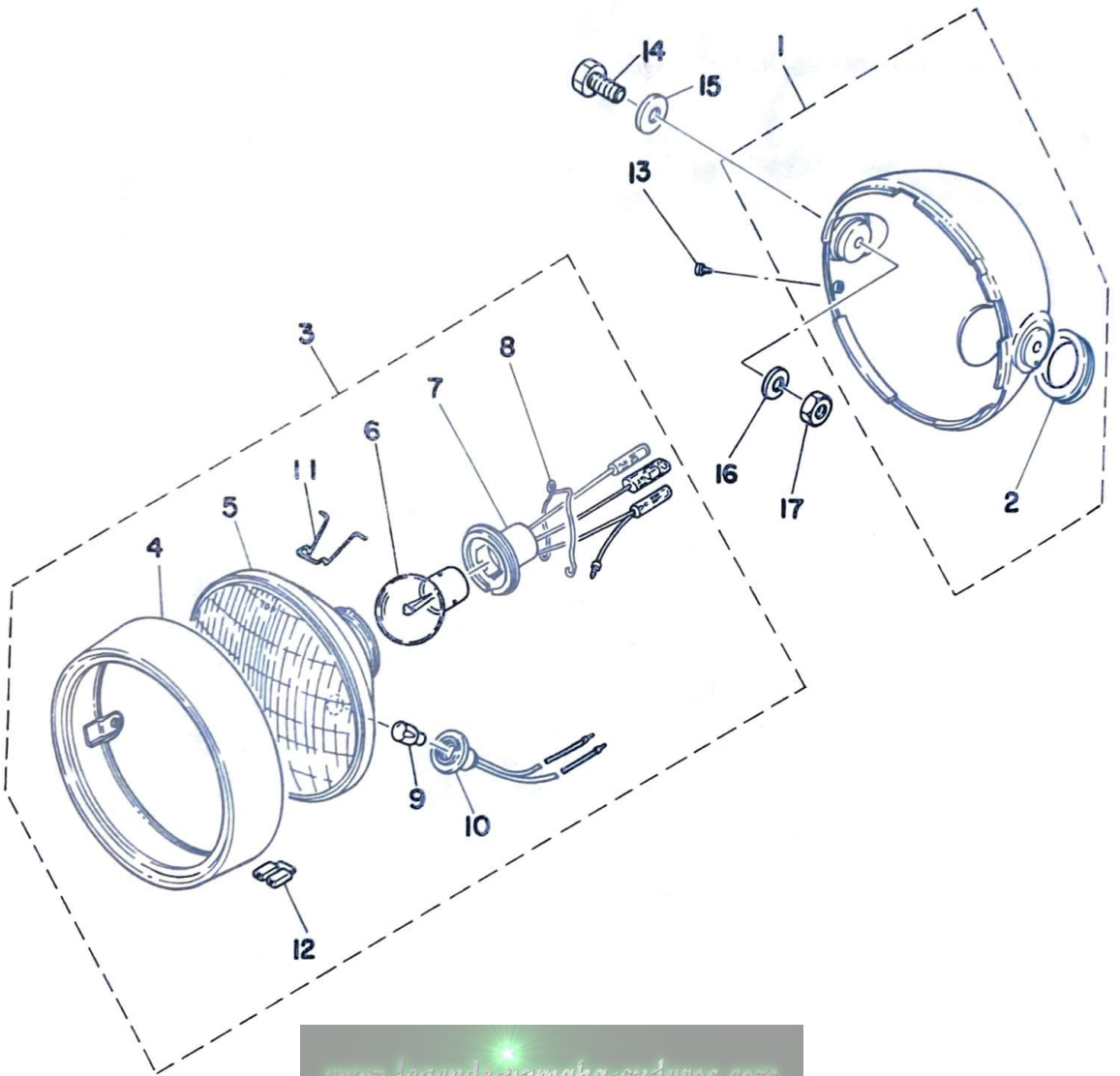


REAR WHEEL

Ref. No.	Parts No.	Description	Q'ty		FRANCE	HOLLAND	W. GERMANY	SWITZERLAND	BELGIUM	SWEDEN	FINLAND	DENMARK	NORWAY	AUSTRIA	ENGLAND	ITALY	Remarks
			250	400													
30-51	92901-10100	WASHER, spring	1	1	x		x	x	x	x			x	x	x	x	
30-52	95301-10700	NUT, hexagon	1	1	x		x	x	x	x			x	x	x	x	
30-53	91401-25018	PIN, cotter	1	1	x		x	x	x	x			x	x	x	x	
30-54	90102-08019	BOLT, pin hole hexagon	1	1	x		x	x	x	x			x	x	x	x	
30-55	92901-08100	WASHER, spring	1	1	x		x	x	x	x			x	x	x	x	
30-56	95301-08600	NUT, hexagon	1	1	x		x	x	x	x			x	x	x	x	

www.legends-yamaha-enduros.com

Fig. 31 HEAD LAMP



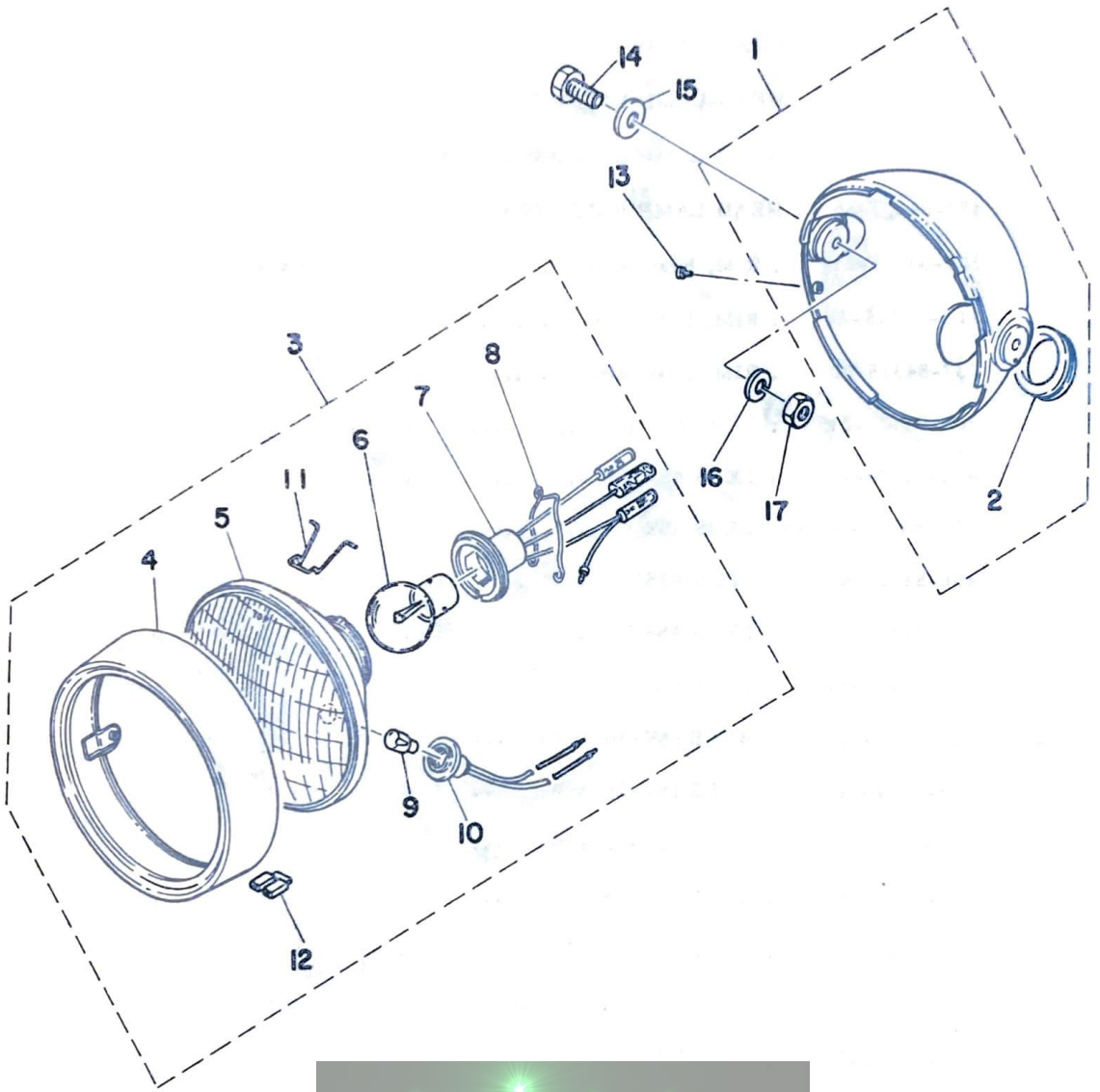
www.legends-yamaha-enduros.com



HEAD LAMP

Ref. No.	Parts No.	Description	Q'ty		FRANCE	HOLLAND	W GERMANY	SWITZERLAND	BELGIUM	SWEDEN	FINLAND	DENMARK	NORWAY	AUSTRIA	ENGLAND	ITALY	Remarks
			250	400													
31- 1	456-84130-41-36	HEAD LAMP BODY ASS'Y	1	1	x	x	x	x	x	x				x	x	x	Clean White
31- 2	214-84153-60	. GROMMET	1	1	x		x	x	x	x				x	x	x	
31- 3	456-84103-20	HEAD LAMP UNIT ASS'Y	1	1	x												
	456-84103-40	HEAD LAMP UNIT ASS'Y	1	1			x	x	x					x			
	1L1-84103-A0	HEAD LAMP UNIT ASS'Y	1											x			
	456-84103-45	HEAD LAMP UNIT ASS'Y	1			x											
	512-84110-30	HEAD LAMP UNIT ASS'Y	1	1											x		
	457-84103-85	HEAD LAMP UNIT ASS'Y	1													x	
31- 4	308-84115-21	. RIM, head lamp	1	1	x	x	x	x	x					x	x		
	1L1-84115-A0	. RIM, head lamp	1											x			
	237-84315-00	. RIM, head lamp	1	1											x		
31- 5	308-84120-21	. LENS ASS'Y	1	1	x												
	456-84120-40	. LENS ASS'Y	1	1			x	x	x					x			
	1L1-84120-A0	. LENS ASS'Y	1											x			
	456-84120-45	. LENS ASS'Y	1			x											
	512-84120-30	. LENS ASS'Y	1	1											x		
	457-84120-85	. LENS ASS'Y	1													x	
31- 6	308-84114-21	. BULB (6V-36/36W) . . .	1	1	x												*
	308-84346-40	. BULB (6V-35/35W) . . .	1	1		x	x	x	x					x			*
	1L1-84114-A0	. BULB (6V-45/40W) . . .	1											x			*
	214-84114-60	. BULB (6V-35/35W) . . .	1	1										x			*
	308-84114-40	. BULB (6V-35/35W) . . .	1												x		*
31- 7	314-84112-10	. SOCKET, cord	1	1		x	x	x	x					x	x		
	314-84112-20	. SOCKET, cord	1	1	x												
	341-84312-40	. SOCKET, cord	1											x			
	357-84312-00	. SOCKET, cord	1	1											x		
31- 8	308-84135-21	. SPRING	1	1	x	x	x	x	x					x	x		
	278-84324-21	. SPRING	1	1										x			

Fig. 31 HEAD LAMP



www.legends-yamaha-enduros.com

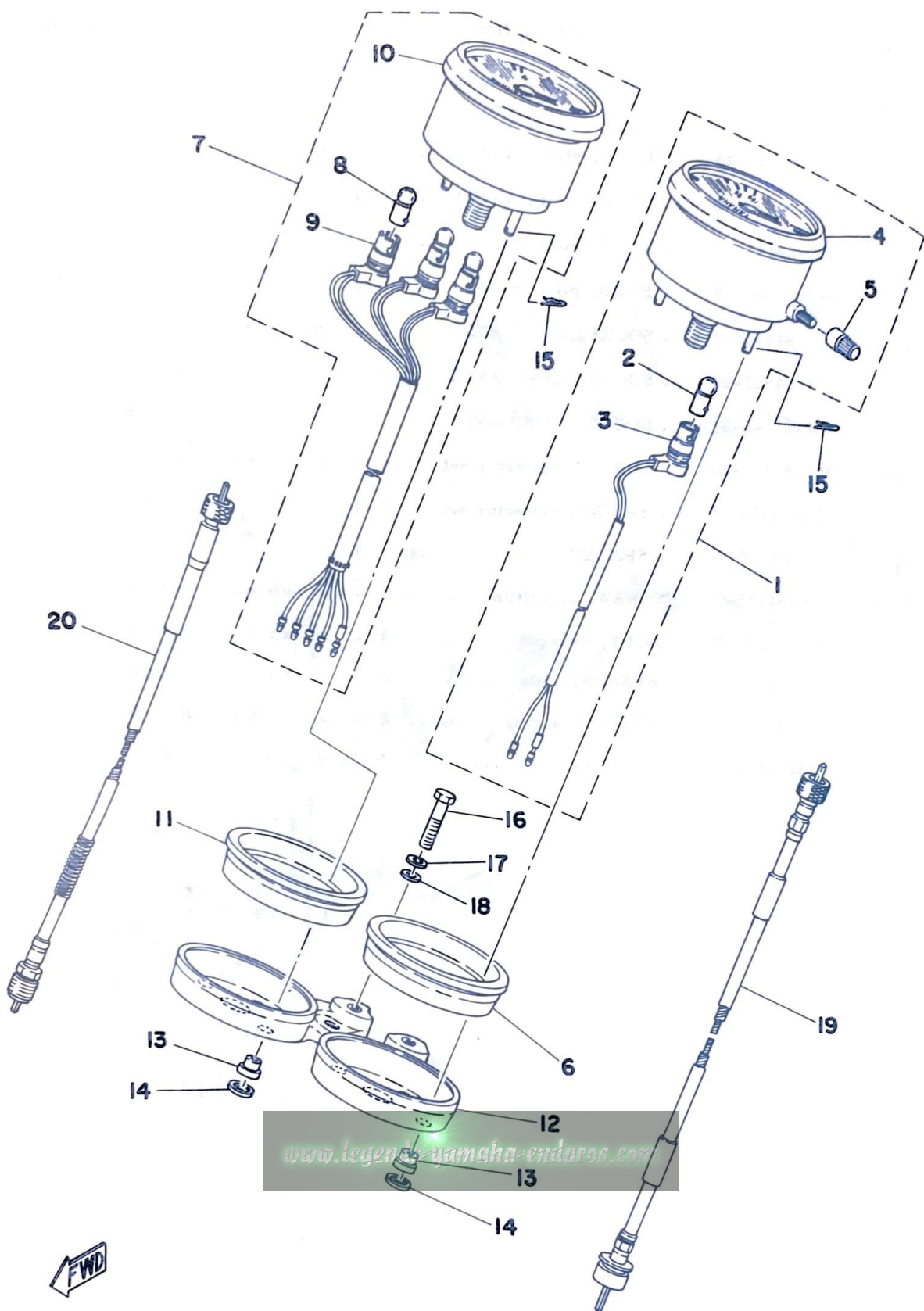


HEAD LAMP

Ref. No.	Parts No.	Description	Q'ty		FRANCE	HOLLAND	GERMANY	SWITZERLAND	BELGIUM	SWEDEN	FINLAND	DENMARK	NORWAY	AUSTRIA	ENGLAND	ITALY	Remarks
			250	400													
31-9	260-84146-40	. BULB, pilot (6V-4W)	..	1 1	x		x	x	x				x	x			*
	456-84146-45	. BULB, pilot (6V-4W)	..	1 1		x											*
	317-84147-30	. BULB, pilot (6V-3W)	..	1 1										x			
	457-84147-85	. BULB, pilot (6V-3W)	..	1											x		*
31-10	306-84346-40	. SOCKET CORD ASS'Y	1	1	x	x	x	x	x				x	x			
	371-84312-60	. SOCKET CORD ASS'Y	1									x					
	457-84146-85	. SOCKET CORD ASS'Y	1												x		
31-11	308-84124-20	. SPRING, reflector set	4	4	x	x	x	x	x			x	x	x	x		
	195-84324-00	. SPRING, reflector set	1	1										x			
31-12	498-84128-60	. SPACER	1												x		
31-13	195-84325-00	SCREW, rim fitting	1	1	x	x	x	x	x			x	x	x	x		
31-14	97304-08035	BOLT, hexagon	2	2	x	x	x	x	x			x	x	x	x		
31-15	92901-08200	WASHER, plain	2	2	x	x	x	x	x			x	x	x	x		
31-16	92901-08100	WASHER, spring	2	2	x	x	x	x	x			x	x	x	x		
31-17	95301-08600	NUT, hexagon	2	2	x	x	x	x	x			x	x	x	x		

www.legends-yamaha-enduro.com

Fig. 32 SPEEDOMETER · TACHOMETER

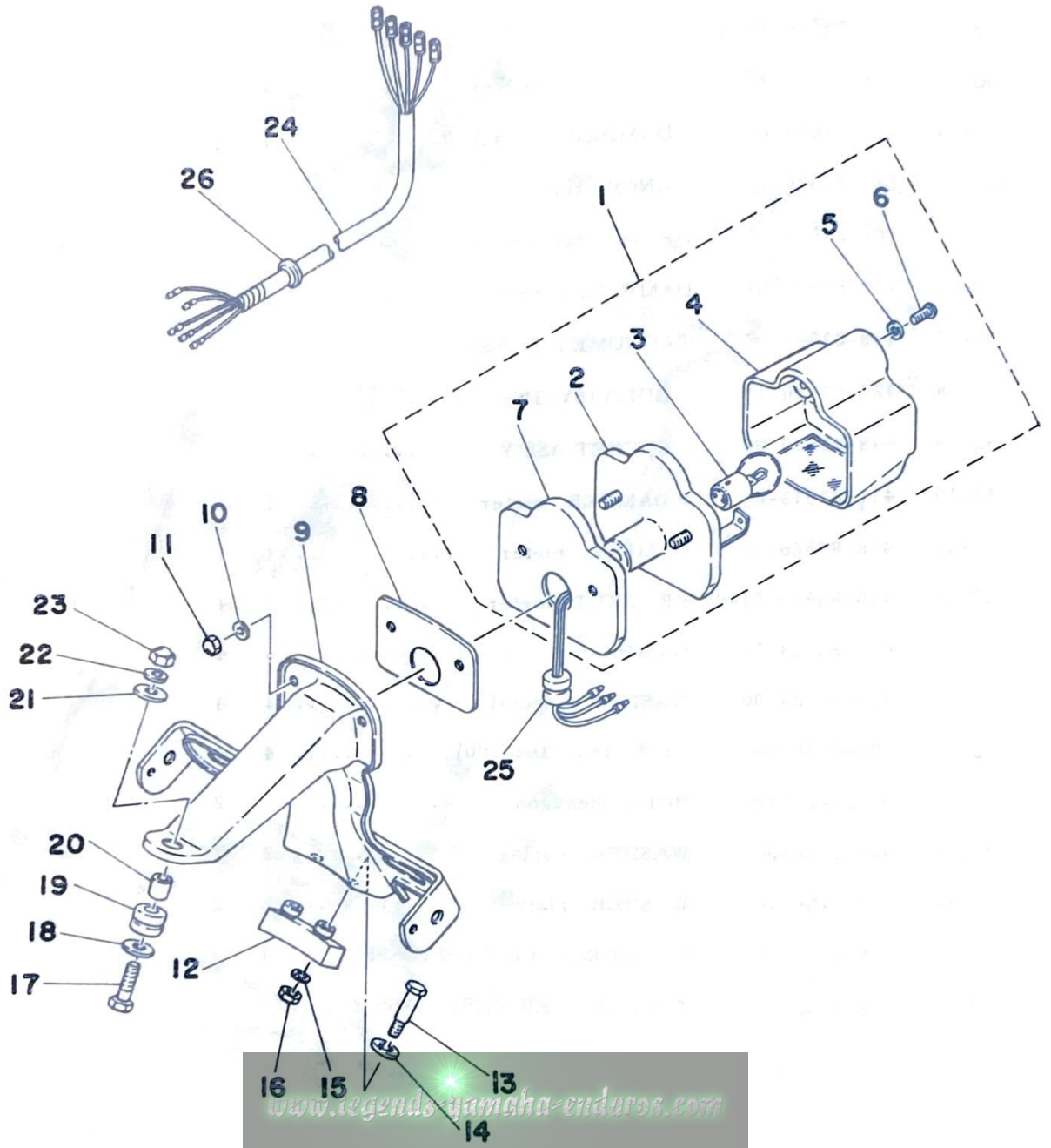


SPEEDOMETER · TACHOMETER

Ref. No.	Parts No.	Description	Q'ty		Applicable Machine No.	Remarks
			250	400		
32- 1	456-83570-11	SPEEDOMETER ASS'Y	1	1		Km/h
	438-83570-31	SPEEDOMETER ASS'Y	1	1		Mile/h
32- 2	122-83516-10	. BULB (6V-3W)	1	1		
32- 3	438-83536-30	. SOCKET ASS'Y	1	1		
32- 4	437-83513-00	. DAMPER, meter	1	1		
32- 5	214-83578-30	. KNOB, trip meter	1	1		Km/h
	308-83578-30	. KNOB, trip meter	1	1		Mile/h
32- 6	438-83526-01	DAMPER, meter	1	1		
32- 7	438-83540-02	TACHOMETER ASS'Y	1	1		
32- 8	122-83516-10	. BULB (6V-3W)	3	3		
32- 9	438-83520-00	. SOCKET ASS'Y	1	1		
32-10	437-83513-00	. DAMPER, meter	1	1		
32-11	438-83526-01	DAMPER, meter	1	1		
32-12	438-83519-01-98	BRACKET, meter	1	1		Low Gloss Black
32-13	437-83523-00	DAMPER	4	4		
32-14	437-83524-00	WASHER, special	4	4		
32-15	90468-10050	CLIP (156-83525-00)	4	4		
32-16	97321-06030	BOLT, hexagon	2	2		
32-17	92901-06100	WASHER, spring	2	2		
32-18	92901-06600	WASHER, plate	2	2		
32-19	438-83550-00	SPEEDOMETER CABLE ASS'Y	1	1		
32-20	438-83560-00	TACHOMETER CABLE ASS'Y	1	1		

www.legends-yamaha-enduros.com

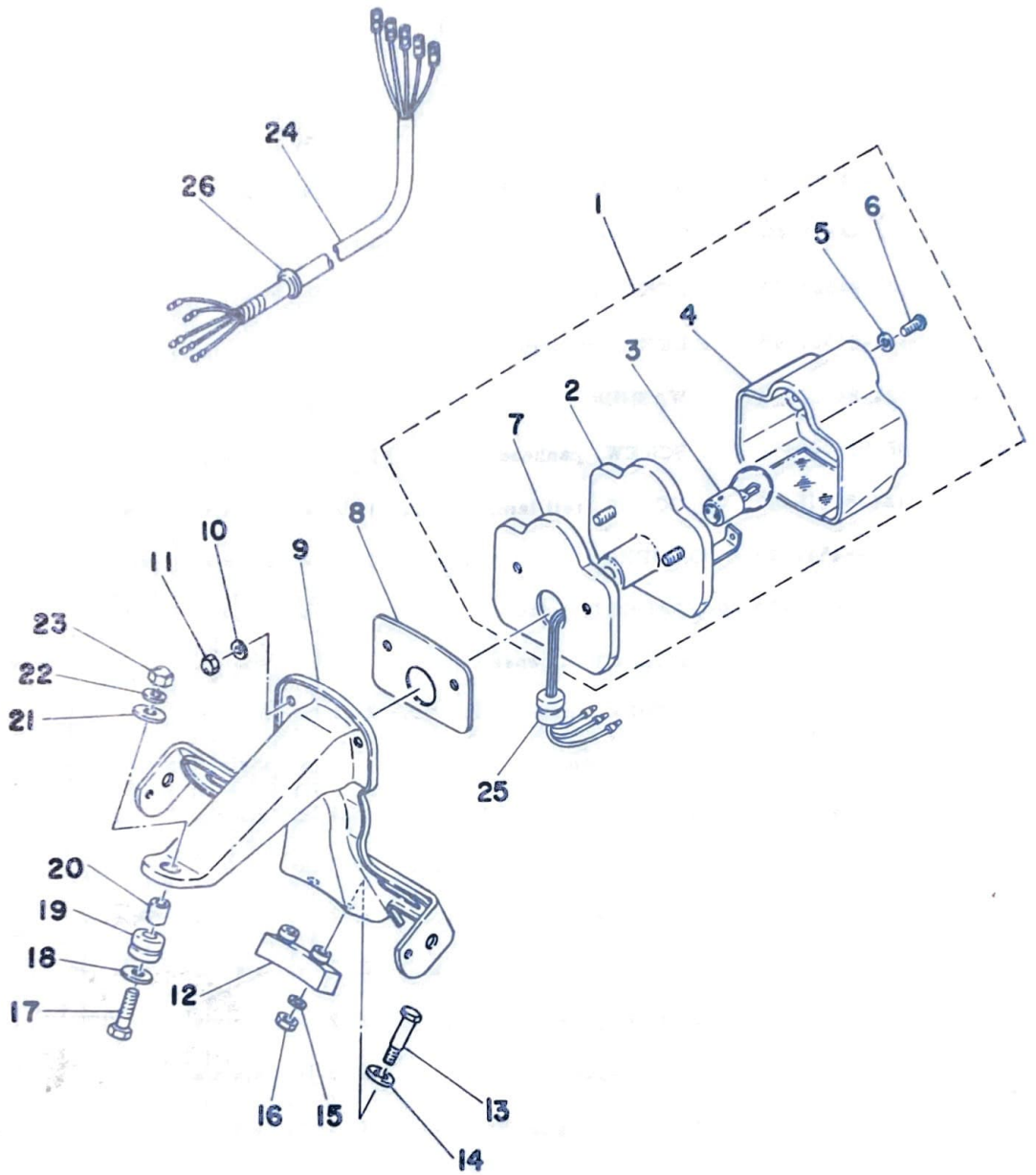
Fig. 33 TAIL LAMP 1



TAIL LAMP 1

Ref. No.	Parts No.	Description	Q'ty												Remarks				
				250	400	FRANCE	HOLLAND	W. GERMANY	SWITZERLAND	BELGIUM	SWEDEN	FINLAND	DENMARK	NORWAY		AUSTRIA	ENGLAND	ITALY	
33- 1	308-84510-40	TAIL LAMP UNIT ASS'Y	1																
	308-84510-70	TAIL LAMP UNIT ASS'Y	1	x		x	x								x				
33- 2	207-84511-41	. BASE, tail lamp 1			x				x					x				
	308-84511-71	. BASE, tail lamp 1	x			x	x							x				
33- 3	260-84514-40	. BULB (6V-21/5W) 1	1	x		x	x							x				*
	308-84515-40	. BULB (6V-18/5W) 1			x				x					x				*
33- 4	308-84521-70	. LENS, tail lamp 1	1	x			x	x						x				
	308-84521-40	. LENS, tail lamp 1				x			x					x				
33- 5	124-84522-60	. WASHER 2	2	x		x	x	x	x					x	x			
33- 6	92503-06015	. SCREW, panhead 2	2	x		x	x	x	x					x	x			
33- 7	124-84516-60	. COVER, tail lamp 1	1	x		x	x	x	x					x	x			
33- 8	308-84547-40	DAMPER 1	1	x		x	x	x	x					x	x			
33- 9	512-84551-20-20	BRACKET, license 1	1	x					x					x				Crystal Silver
	512-84551-40-20	BRACKET, license 1				x	x		x					x				Crystal Silver
33-10	92903-06300	WASHER, tooth 2	2	x		x	x	x	x					x	x			
33-11	95301-06800	NUT, crown 2	2	x		x	x	x	x					x	x			
33-12	308-84553-00	DAMPER 1	1	x		x	x	x	x					x	x			
33-13	90109-06022	BOLT, hexagon 2	2	x					x					x				
	90109-06294	BOLT, hexagon 2	2			x	x		x					x				
33-14	90209-08125	WASHER, special 2	2	x		x	x	x	x					x	x			
33-15	92901-06100	WASHER, spring 2	2	x		x	x	x	x					x	x			
33-16	95301-06600	NUT, hexagon 2	2	x		x	x	x	x					x	x			
33-17	97301-06025	BOLT, hexagon 1	1	x		x	x	x	x					x	x			
33-18	90201-06067	WASHER, plate (116-28324-00) 1	1	x		x	x	x	x					x	x			
33-19	90480-14102	GROMMET (214-21717-00) 1	1	x		x	x	x	x					x	x			
33-20	90387-07390	COLLAR (7.0-10.0-11.5) 1	1	x		x	x	x	x					x	x			

Fig. 33 TAIL LAMP 1



www.legends-yamaha-enduros.com

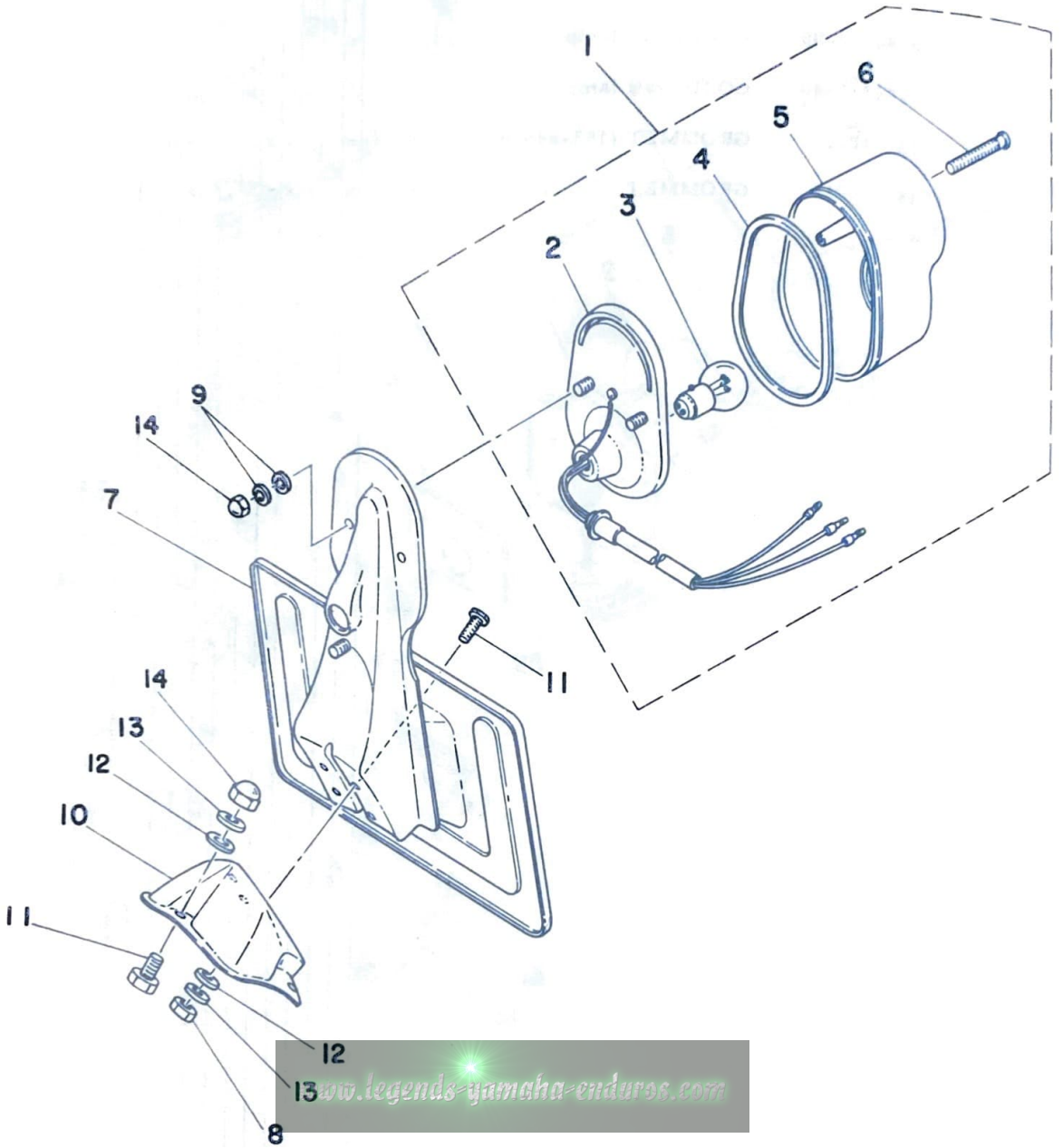


TAIL LAMP 1

Ref. No.	Parts No.	Description	Q'ty		FRANCE	HOLLAND	W. GERMANY	SWITZERLAND	BELGIUM	SWEDEN	FINLAND	DENMARK	NORWAY	AUSTRIA	ENGLAND	ITALY	Remarks
			250	400													
33-21	90209-06095	WASHER (102-28323-00)	1	1	x	x	x	x	x				x	x			
33-22	92901-06100	WASHER, spring	1	1	x	x	x	x	x				x	x			
33-23	95301-06800	NUT, crown	1	1	x	x	x	x	x				x	x			
33-24	438-84517-00	CORD, tail lamp	1	1	x			x							x		
	308-84517-40	CORD, tail lamp	1				x	x	x				x				
33-25	90480-12013	GROMMET (152-84518-00)	1	1	x	x	x	x	x				x	x			
33-26	90480-15061	GROMMET	1	1	x	x	x	x	x				x	x			

www.legends-yamaha-enduros.com

Fig. 34 TAIL LAMP 2

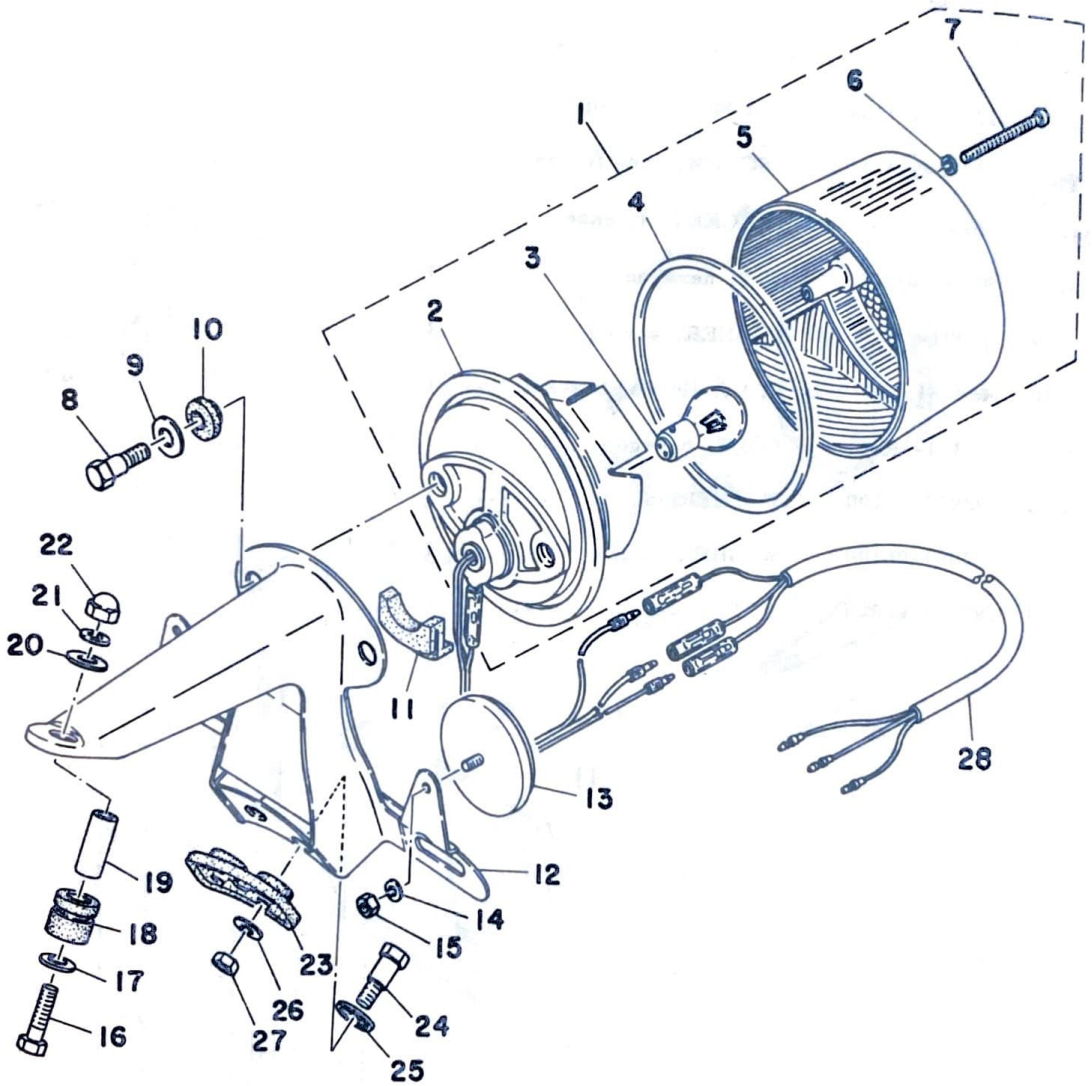


TAIL LAMP 2

Ref. No.	Parts No.	Description	Q'ty		FRANCE	HOLLAND	W. GERMANY	SWITZERLAND	BELGIUM	SWEDEN	FINLAND	DENMARK	NORWAY	AUSTRIA	ENGLAND	ITALY	Remarks
			250	400													
34- 1	317-84510-30	TAIL LAMP UNIT ASS'Y	1	1													
34- 2	317-84511-30	. BASE, tail lamp	1	1													
34- 3	122-84514-30	. BULB (6V-17/5.3W) ..	1	1													
34- 4	122-84523-30	. GASKET, tail lens ...	1	1													
34- 5	127-84521-31	. LENS, tail lamp	1	1													
34- 6	127-84524-30	. SCREW, lens fitting ...	2	2													
34- 7	168-84751-30-20	BRACKET, license	1	1													Crystal Silver
34- 8	95301-06600	NUT, hexagon	4	4													
34- 9	92901-06100	WASHER, spring	4	4													
34-10	458-84558-30-20	STAY, license bracket ...	1	1													Crystal Silver
34-11	97301-06012	BOLT, hexagon	7	7													
34-12	92901-06200	WASHER, plain	7	7													
34-13	92901-06100	WASHER, spring	7	7													
34-14	95301-06800	NUT, crown	5	5													

www.legends-yamaha-enduros.com

Fig. 35 TAIL LAMP 3



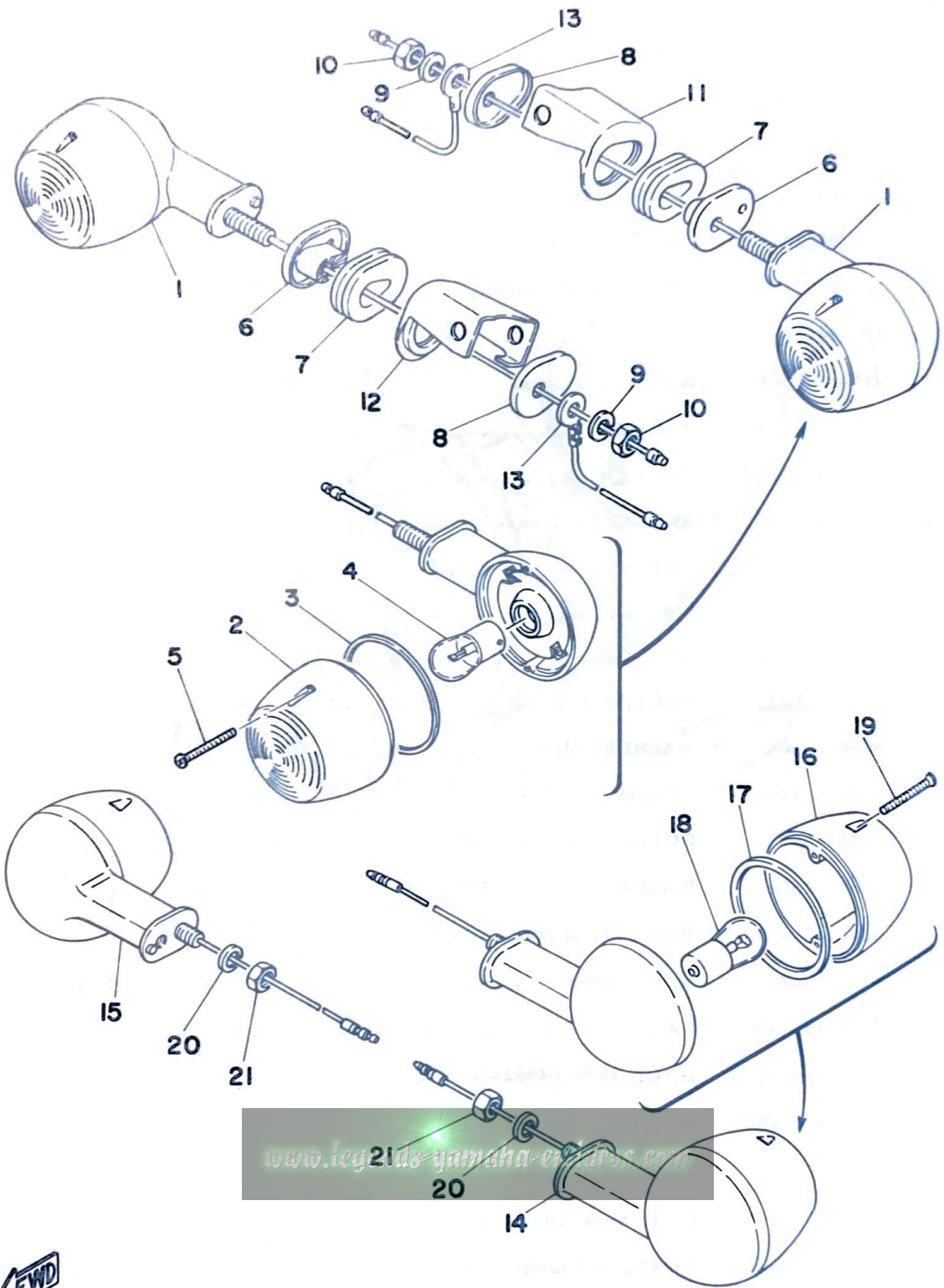
www.legends-yamaha-enduros.com



TAIL LAMP 3

Ref. No.	Parts No.	Description	Q'ty		FRANCE	HOLLAND	SWITZERLAND w GERMANY	BELGIUM	SWEDEN	DENMARK	NORWAY	AUSTRIA	ENGLAND	ITALY	Remarks
			250	400											
35- 1	456-84510-22	TAIL LAMP UNIT ASS'Y		1										X	
35- 2	456-84511-21	. BASE, tail lamp		1										X	
35- 3	260-84514-40	. BULB (6V-21/5W)		1										X	*
35- 4	275-84523-60	. GASKET, tail lamp ...		1										X	
35- 5	456-84521-21	. LENS, tail lamp		1										X	
35- 6	341-84722-60	. WASHER		3										X	
35- 7	341-84724-60	. SCREW, lens fitting ..		3										X	
35- 8	479-84526-00	BOLT		2										X	
35- 9	437-84525-60	WASHER, special		2										X	
35-10	275-84527-60	DAMPER		2										X	
35-11	437-84527-60	DAMPER		1										X	
35-12	437-94551-61-20	BRACKET, license		1										X	Crystal Silver
35-13	449-85131-00	REFLECTOR		2										X	
35-14	92903-05100	WASHER, spring		2										X	
35-15	95303-05600	NUT, hexagon		2										X	
35-16	97301-06025	BOLT, hexagon		1										X	
35-17	90201-06067	WASHER, plate		1										X	
35-18	90480-14102	GROMMET (214-21717-00)		1										X	
35-19	90387-07390	COLLAR (7-10-11.5) ..		1										X	
35-20	90209-06095	WASHER, (102-28323-00)		1										X	
35-21	92901-06100	WASHER, spring		1										X	
35-22	95301-06800	NUT, crown		1										X	
35-23	308-84553-00	DAMPER		1										X	
35-24	90109-06022	BOLT (338-84552-00) ..		2										X	
35-25	90209-08125	WASHER, special		2										X	
35-26	92901-06100	WASHER, spring		2										X	
35-27	95301-06600	NUT, hexagon		2										X	
35-28	438-84517-00	CORD, tail lamp		1										X	

Fig. 36 FLASHER LAMP 1

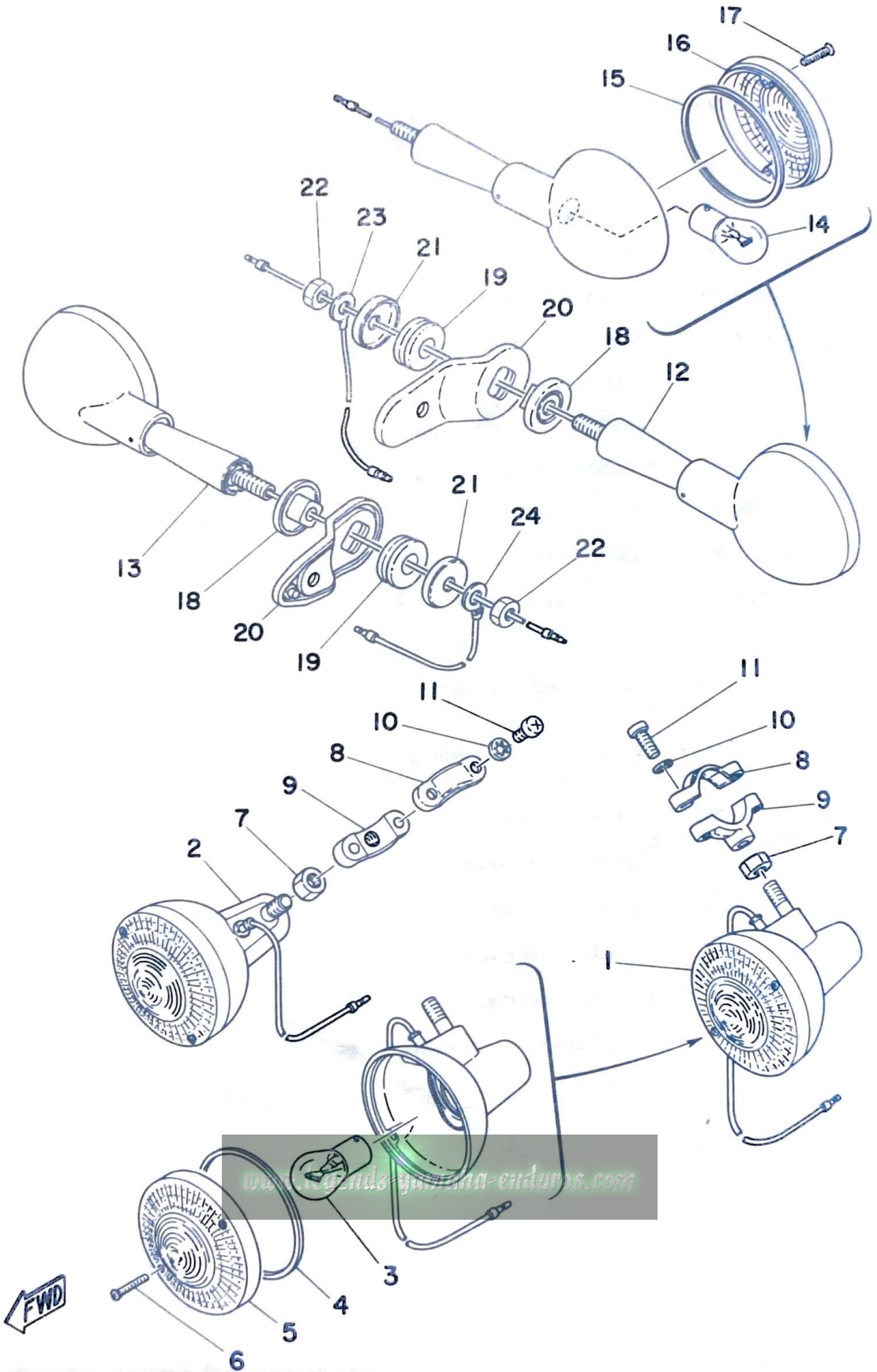


FLASHER LAMP 1

Ref. No.	Parts No.	Description	Q'ty		FRANCE	HOLLAND	W. GERMANY	SWITZERLAND	BELGIUM	SWEDEN	FINLAND	DENMARK	NORWAY	AUSTRIA	ENGLAND	ITALY	Remarks
			250	400													
36- 1	512-83310-40-93	FRONT FLASHER LAMP ASS'Y	2			x	x		x								
36- 2	183-83312-70	. LENS, flasher	2			x	x		x								
36- 3	183-83313-70	. GASKET, flasher lens	2			x	x		x								
36- 4	308-83311-30	. BULB, flasher (6V-21W)	2			x	x		x								*
36- 5	183-83333-71	. SCREW, lens fitting ...	4			x	x		x								
36- 6	256-83316-00	COLLAR, flasher	2			x	x		x								
36- 7	256-83321-00	DAMPER, flasher	2			x	x		x								
36- 8	90209-08028	WASHER (275-83359-00)	2			x	x		x								
36- 9	92901-08100	WASHER, spring	2			x	x		x								
36-10	95301-08600	NUT, hexagon	2			x	x		x								
36-11	512-83318-00	STAY, flasher left	1			x	x		x								
36-12	512-83328-00	STAY, flasher right	1			x	x		x								
36-13	256-83336-01	CORD	2			x	x		x								
36-14	308-83330-40-93	REAR FLASHER LAMP ASS'Y, left	1			x	x		x								
36-15	308-83340-40-93	REAR FLASHER LAMP ASS'Y, right	1			x	x		x								
36-16	183-83312-70	. LENS, flasher	2			x	x		x								
36-17	183-83313-70	. GASKET, flasher lens	2			x	x		x								
36-18	308-83311-30	. BULB, flasher (6V-12W)	2			x	x		x								*
36-19	183-83333-71	. SCREW, lens fitting ...	4			x	x		x								
36-20	92901-08100	WASHER, spring	2			x	x		x								
36-21	95301-08600	NUT, hexagon	2			x	x		x								

www.legends-yamaha-enduro.com

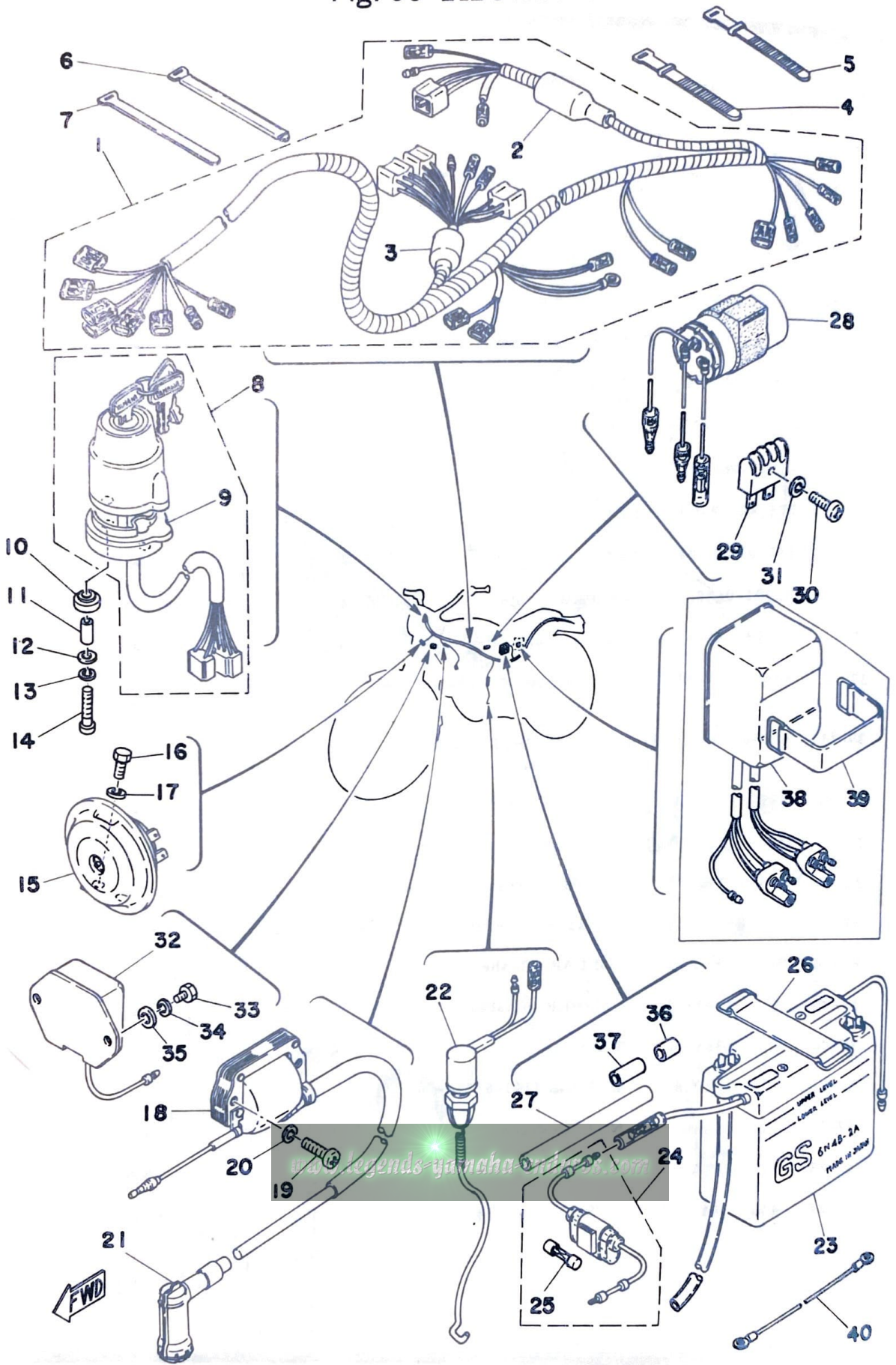
Fig. 37 FLASHER LAMP 2



FLASHER LAMP 2

Ref. No.	Parts No.	Description	Q'ty		FRANCE	HOLLAND	SWITZERLAND w/ GERMANY	BELGIUM	SWEDEN	FINLAND	DENMARK	NORWAY	AUSTRIA	ENGLAND	ITALY	Remarks
			250	400												
37- 1	438-83310-62-93	FRONT FLASHER LAMP ASS'Y, left	1	1	x			x					x	x	x	
37- 2	438-83320-62-93	FRONT FLASHER LAMP ASS'Y, right	1	1	x			x					x	x	x	
37- 3	115-83311-60	. BULB (6V-17W)	2	2	x			x					x	x	x	
37- 4	341-83313-70	. GASKET, flasher lens	2	2	x			x					x	x	x	
37- 5	341-83312-70	. LENS, flasher	2	2	x			x					x	x	x	
37- 6	341-83333-70	. SCREW, lens fitting	4	4	x			x					x	x	x	
37- 7	95303-08600	NUT, hexagon	2	2	x			x					x	x	x	
37- 8	275-83318-00	STAY, flasher 1	2	2	x			x					x	x	x	
37- 9	437-83328-01	STAY, flasher 2	2	2	x			x					x	x	x	
37-10	92901-06300	WASHER, tooth	4	4	x			x					x	x	x	
37-11	92503-06015	SCREW, panhead	4	4	x			x					x	x	x	
37-12	438-83330-30-93	REAR FLASHER LAMP ASS'Y, left	1	1	x			x					x	x	x	
37-13	438-83340-30-93	REAR FLASHER LAMP ASS'Y, right	1	1	x			x					x	x	x	
37-14	115-83311-60	. BULB (6V-17W)	2	2	x			x					x	x	x	
37-15	341-83313-70	. GASKET, flasher lens	2	2	x			x					x	x	x	
37-16	341-83312-70	. LENS, flasher	2	2	x			x					x	x	x	
37-17	341-83333-70	. SCREW, lens fitting	4	4	x			x					x	x	x	
37-18	341-83316-01	COLLAR, flasher	2	2	x			x					x	x	x	
37-19	341-83321-01	DAMPER, flasher	2	2	x			x					x	x	x	
37-20	438-83368-02	STAY, flasher 3	2	2	x			x					x	x	x	
37-21	90209-08098	WASHER (341-83348-00)	2	2	x			x					x	x	x	
37-22	95303-08600	NUT, hexagon	2	2	x			x					x	x	x	
37-23	438-83336-00	CORD	1	1	x			x					x	x	x	
37-24	438-83346-00	CORD	1	1	x			x					x	x	x	

Fig. 38 ELECTRICAL



ELECTRICAL

Ref. No.	Parts No.	Description	Q'ty		FRANCE	HOLLAND	W. GERMANY	BELGIUM	SWEDEN	FINLAND	DENMARK	NORWAY	AUSTRIA	ENGLAND	ITALY	Remarks
			250	400												
38- 1	512-82590-41	WIRE HARNESS ASS'Y ...	1		x	x	x	x	x					x		
	498-82590-22	WIRE HARNESS ASS'Y ...	1								x					
	513-82590-41	WIRE HARNESS ASS'Y ...	1		x		x					x	x	x		
38- 2	307-82599-01	. COVER, connector	1	1	x	x	x	x	x	x	x	x	x	x		
38- 3	498-82599-00	. COVER, connector	1	1	x	x	x	x	x		x	x	x	x		
38- 4	437-83936-00	BAND, switch cord	2	2	x	x	x	x	x		x	x	x	x		
38- 5	437-83936-10	BAND, switch cord	1	1	x	x	x	x	x		x	x	x	x		
38- 6	341-26397-01	BAND	2	2	x	x	x	x	x		x	x	x	x		
38- 7	810-82591-00	BAND	1	1	x	x	x	x	x		x	x	x	x		
38- 8	512-82508-41	MAIN SWITCH ASS'Y ...	1	1	x		x	x	x			x	x	x		
	512-82508-46	MAIN SWITCH ASS'Y ...	1	1		x										
	443-82508-20	MAIN SWITCH ASS'Y ...	1								x					
38- 9	437-82555-00	. DAMPER, main switch	1	1	x	x	x	x	x		x	x	x	x		
38-10	437-82556-00	DAMPER, main switch 2	2	2	x	x	x	x	x		x	x	x	x		
38-11	437-82516-00	COLLAR, main switch ..	2	2	x	x	x	x	x		x	x	x	x		
38-12	92901-05600	WASHER, plate	2	2	x	x	x	x	x		x	x	x	x		
38-13	92901-05100	WASHER, spring	2	2	x	x	x	x	x		x	x	x	x		
38-14	98501-05025	SCREW, panhead	2	2	x	x	x	x	x		x	x	x	x		
38-15	437-83371-12	HORN	1	1		x	x				x	x				
	456-83371-21	HORN	1	1	x		x	x					x	x		
38-16	97301-06012	BOLT, hexagon	2	2	x	x	x	x	x		x	x	x	x		
38-17	92901-06100	WASHER, spring	2	2	x	x	x	x	x		x	x	x	x		
38-18	498-82310-40	IGNITION COIL ASS'Y ...	1		x	x	x	x	x		x		x			
	437-82310-40	IGNITION COIL ASS'Y ...	1		x		x						x	x	x	
38-19	92501-06020	SCREW, panhead	2	2	x	x	x	x	x		x	x	x	x		
38-20	92901-06100	WASHER, spring	2	2	x	x	x	x	x		x	x	x	x		
38-21	808-82370-10	PLUG CAP ASS'Y			U.R.U.R.											
	512-82370-10	PLUG CAP ASS'Y			1	1	x	x	x	x		x	x	x	x	

ELECTRICAL

Ref. No.	Parts No.	Description	Q'ty		FRANCE	HOLLAND	W. GERMANY	SWITZERLAND	BELGIUM	SWEDEN	FINLAND	DENMARK	NORWAY	AUSTRIA	ENGLAND	ITALY	Remarks
			250	400													
38-22	438-82530-00	STOP SWITCH ASS'Y	1	1	x	x	x	x	x				x	x	x	x	
38-23	437-82110-11	BATTERY ASS'Y	1	1	x	x	x	x	x				x	x	x	x	U.R.U.R.
	437-82110-21	BATTERY ASS'Y															
38-24	353-82150-00	FUSE HOLDER ASS'Y	1	1	x	x	x	x	x				x	x	x	x	
38-25	116-82151-00	FUSE (6V-10A)	2	2	x	x	x	x	x				x	x	x	x	
38-26	122-82131-00	BAND, battery	1	1	x	x	x	x	x				x	x	x	x	
38-27	90446-09100	HOSE (6-100)	1	1	x	x	x	x	x				x	x	x	x	
38-28	438-83350-62	FLASHER RELAY ASS'Y	1	1	x				x				x	x	x		
	456-83350-40	FLASHER RELAY ASS'Y	1			x	x		x				x				
38-29	353-81970-62	RECTIFIER ASS'Y	1	1	x	x	x	x	x				x	x	x	x	
38-30	98501-05018	SCREW, panhead	1	1	x	x	x	x	x				x	x	x	x	
38-31	92901-05100	WASHER, spring	1	1	x	x	x	x	x				x	x	x	x	
38-32	498-81910-20	VOLTAGE REGULATOR ASS'Y	1	1	x	x	x	x	x				x	x	x	x	U.R.U.R.
	498-81910-60	VOLTAGE REGULATOR ASS'Y															
38-33	97301-06012	BOLT, hexagon	2	2	x	x	x	x	x				x	x	x	x	
38-34	92901-06100	WASHER, spring	2	2	x	x	x	x	x				x	x	x	x	
38-35	92901-06600	WASHER, plate	2	2	x	x	x	x	x				x	x	x	x	
38-36	90446-07093	HOSE (438-83939-00)	2	2	x	x	x	x	x				x	x	x	x	
38-37	90446-09077	HOSE (438-83938-00)	3	3	x	x	x	x	x				x	x	x	x	
38-38	445-85540-22	C.D.I. UNIT ASS'Y	1		x				x				x	x	x		
38-39	116-82131-00	BAND, battery box	1		x				x				x	x	x		
38-40	498-82116-00	WIRE, minus lead	1	1	x	x	x	x	x				x	x	x	x	

www.legends-yamaha-enduros.com

REPAIR KIT

REPAIR KIT



www.legends-yamaha-enduros.com

Fig. 39 REPAIR KIT

Ref. No.	Parts No.	Description	Q'ty 250 400	Applicable Machine No.	Remarks
39- 1	438-11630-00	PISTON ASS'Y (STD)	1s		
	438-11630-10	PISTON ASS'Y (1st O.S)	1s		
	438-11630-20	PISTON ASS'Y (2nd O.S)	1s		
	438-11630-30	PISTON ASS'Y (3rd O.S)	1s		
	438-11630-40	PISTON ASS'Y (4th O.S)	1s		
	500-11630-00	PISTON ASS'Y (STD)	1s		
	500-11630-10	PISTON ASS'Y (1st O.S)	1s		
	500-11630-20	PISTON ASS'Y (2nd O.S)	1s		
	500-11630-30	PISTON ASS'Y (3rd O.S)	1s		
	500-11630-40	PISTON ASS'Y (4th O.S)	1s		
39- 2	438-11631-01-96	. PISTON (69.96mm STD) . . .	1	U.R 1	} 48
	438-11631-01-98	. PISTON (69.98mm STD) . . .	1		
	438-11635-01	. PISTON (70.25mm 1st O.S)	1		
	438-11636-01	. PISTON (70.50mm 2nd O.S)	1		
	438-11637-01	. PISTON (70.75mm 3rd O.S)	1		
	438-11638-01	. PISTON (71.00mm 4th O.S)	1		
	500-11631-02-96	. PISTON (85.96mm STD) . . .	1	U.R 1	} 48
	500-11631-02-98	. PISTON (85.98mm STD) . . .	1		
	500-11635-02	. PISTON (86.25mm 1st O.S)	1		
	500-11636-02	. PISTON (86.50mm 2nd O.S)	1		
	500-11637-02	. PISTON (86.75mm 3rd O.S)	1		
	500-11638-02	. PISTON (87.00mm 4th O.S)	1		
39- 3	438-11610-00	. PISTON RING SET (STD) . . .	1s	} 49	
	438-11610-10	. PISTON RING SET (1st O.S)	1s		
	438-11610-20	. PISTON RING SET (2nd O.S)	1s		
	438-11610-30	. PISTON RING SET (3rd O.S)	1s		
	438-11610-40	. PISTON RING SET (4th O.S)	1s		
	500-11610-00	. PISTON RING SET (STD)	1s		
	500-11610-10	. PISTON RING SET (1st O.S)	1s		

REPAIR KIT

Ref. No.	Parts No.	Description	Q'ty		Applicable Machine No.	Remarks
			250	400		
39-3	500-11610-20	. PISTON RING SET (2nd O.S)		1s	}	4-9
	500-11610-30	. PISTON RING SET (3rd O.S)		1s		
	500-11610-40	. PISTON RING SET (4th O.S)		1s		
39-4	214-11633-00	. PIN, piston	1	1		4-11
39-5	93450-20026	. CLIP (604-11634-00)	2	2		4-12
39-6	498-11650-00	CONNECTING ROD ASS'Y	1s	1s		
39-7	498-11651-00	. ROD, connecting	1	1		4-4
39-8	275-11681-00	. PIN, crank	1	1		4-5
39-9	93310-42541	. BEARING, con-rod big end ...	1	1		4-6
39-10	90209-25085	. WASHER (275-11685-00)	2	2		4-7
39-11	93310-21874	. BEARING, con-rod small end	1	1		4-10
39-12	512-00000-20	GASKET KIT	1s			
	513-00000-20	GASKET KIT		1s		
39-13	434-11181-00	. GASKET, cylinder head	1			1-2
	500-11181-00	. GASKET, cylinder head		1		1-2
39-14	364-11351-00	. GASKET, cylinder	1			1-4
	500-11351-00	. GASKET, cylinder		1		1-4
39-15	137-15353-00	. GASKET, drain plug	1	1		2-16
39-16	363-15451-00	. GASKET, crankcase cover left	1	1		3-4
39-17	364-15461-01	. GASKET, crankcase cover right	1	1		3-6
39-18	498-15456-00	. GASKET, oil pump cover	1	1		3-8
39-19	90430-12036	. GASKET (363-16387-00)	1	1		5-24
39-20	137-15353-00	. GASKET, drain plug	1	1		7-11
39-21	363-11198-00	. GASKET		1		11-3
39-22	363-13621-00	. PACKING, valve seat	1	1		12-23
39-23	360-14184-00	. GASKET, float chamber	1			13-14
39-24	500-14184-00	. GASKET, float chamber		1		14-11
39-25	214-14613-00	. GASKET, exhaust pipe	1	1		15-2
39-26	126-13116-00	. GASKET, pump case	1	1		16-1

Fig. 39 REPAIR KIT

Ref. No.	Parts No.	Description	Q'ty		Applicable Machine No.	Remarks
			250	400		
39-27	90430-04004	. GASKET (137-13187-00)	1	1		16-16
39-28	93210-11073	. O-RING (2.4-10.8)	2	2		2-10
39-29	93210-19123	. O-RING (2.4-19.0)	1	1		3-13
39-30	93210-2-282	. O-RING (1.9-29.5)	1	1		4-19
39-31	93210-17239	. O-RING (2.0-16.8)	1	1		10-6
39-32	93210-05215	. O-RING (3.5-5.2)		1		11-2
39-33	93210-27250	. O-RING (3.1-27.4)	1	1		15-20
39-34	512-00000-60	OIL SEAL KIT	1s	1s		
39-35	93103-30092	. OIL SEAL (SW-30-55-10) . . .	1	1		4-14
39-36	93103-40091	. OIL SEAL (SW-40-55-10) . .	1	1		4-18
39-37	93102-17004	. OIL SEAL (SD-17-28-6)	1	1		5-21
39-38	93102-35054	. OIL SEAL (SD-35-62-6)	1	1		6-33
39-39	93109-14005	. OIL SEAL (SDO-14-24-6) . . .	1	1		8-7
39-40	93109-20014	. OIL SEAL (SDO-20-30-4.5) .	1	1		9-9
39-41	93104-07036	. OIL SEAL (SO-7-13-4)	1	1		10-8
39-42	93101-10001	. OIL SEAL (S-10-21-5)	2	2		16-5,12

www.legends-yamaha-enduros.com

NUMERICAL INDEX



www.legends-yamaha-enduros.com

NUMERICAL INDEX

Ref No.	Parts No.	Ref No.	Parts No.	Ref No.	Parts No.
27- 4	1A0-21771-00	26- 4	127-24650-01	24- 2	156-23411-00
29- 1	1E6-25111-00-98	34- 5	127-84521-31	24- 4	156-23412-00
11-13	1K7-12278-00	34- 6	127-84524-30	26- 6	156-24181-00
11- 5	1K7-12279-00	13-38	132-14179-00	13-21	164-14137-00
31- 3	1L1-84103-A0	8- 2	132-18113-01	14-21	164-14137-00
31- 6	1L1-84114-A0	19-16	134-23483-10	24- 1	164-23462-00
31- 4	1L1-84115-A0	19-14	134-23484-10	13- 3	168-14190-25
31- 5	1L1-84120-A0	19-17	134-23485-10	6-12	168-17428-01-03
29-36	102-25137-00	19-15	134-23488-10	6-29	168-17428-01-03
17-16	104-81328-20	16-13	137-13128-00	6-12	168-17428-01-05
29-34	109-25136-00	16- 8	137-13137-00-03	6-29	168-17428-01-05
17-17	110-81345-21	16- 8	137-13137-00-05	22-31	168-21639-00
17-11	110-81346-21	16- 8	137-13137-00-10	30-22	168-25355-00
17-14	110-81347-21	16- 9	137-13138-01	30-27	168-25389-00
37- 3	115-83311-60	16- 4	137-13176-00	34- 7	168-84751-30-20
37-14	115-83311-60	13-31	137-14133-00	19-13	169-23408-10
17-13	116-81331-20	14-31	137-14133-00	13-37	170-14178-00
38-39	116-82131-00	13- 8	137-14143-28	5-13	170-16164-00
38-25	116-82151-00	13- 8	137-14143-30	14-34	174-14171-00
20-28	120-27430-02	14- 5	137-14143-30	5- 9	174-16356-00
20-29	120-27433-00	13- 8	137-14143-32	29-13	183-25315-00
23-35	122-23119-01	14- 5	137-14143-32	36- 2	183-83312-70
23-34	122-23129-00	14- 5	137-14143-34	36-16	183-83312-70
24- 7	122-23411-00	13- 7	137-14153-00	36- 3	183-83313-70
24- 5	122-23412-00	14- 6	137-14153-00	36-17	183-83313-70
24- 8	122-23416-00	13-13	137-14186-01	36- 5	183-83333-71
38-26	122-82131-00	2-16	137-15353-00	36-19	183-83333-71
32- 2	122-83516-10	7-11	137-15353-00	14- 2	193-14142-50
32- 8	122-83516-10	29-24	137-25153-00	13- 2	193-14142-60
34- 3	122-84514-30	30-13	146-25315-00	31-11	195-84324-00
34- 4	122-84523-30	30-21	148-25353-00	31-13	195-84325-00
33- 7	124-84516-60	30-26	150-25381-00	14-30	204-14122-00
33- 5	124-84522-60	13-32	152-14123-00	33- 2	207-84511-41
16- 1	126-13116-00	14-32	152-14123-00	4-11	214-11633-00
13-33	127-14134-00	9- 2	156-15618-01	14-10	214-14118-00
14-33	127-14134-00	9-13	156-17417-00-01	13- 5	214-14147-00
13-29	127-14161-00	9-13	156-17417-00-02	14- 8	214-14187-00
14-29	127-14161-00	9-13	156-17417-00-03	13- 4	214-14195-00
14- 9	127-14186-00	6-28	156-17429-00	14-42	214-14196-00

NUMERICAL INDEX

Ref No.	Parts No.	Ref No.	Parts No.	Ref No.	Parts No.
15- 2	214-14613-00	25- 7	214-83913-00	35- 4	275-84523-60
4-21	214-16119-00	25-14	214-83913-00	35-10	275-84527-60
6-24	214-17211-10	31- 6	214-84114-60	13- 6	276-14145-00
6-35	214-17461-40	31- 2	214-84153-60	19-39	276-14747-00
6-35	214-17461-50	25-13	233-83922-31	13-18	278-14141-34
6-35	214-17461-60	31- 4	237-84315-00	13-34	278-14171-00
10- 5	214-17841-01	14-20	239-14116-09	13-39	278-14174-00
10-12	214-17843-00	14-22	239-14136-00	8-16	278-18127-00
8- 4	214-18131-00	14-18	239-14141-38	7- 9	278-18547-02
22- 3	214-21513-00	14- 4	239-14195-00	23-22	278-23115-50
22- 4	214-21514-00	20- 4	240-22127-00	23- 7	278-23128-50
23-23	214-23114-00	13-23	248-14131-00	23-18	278-23144-50
23- 9	214-23146-00	10- 4	248-17837-00	23- 3	278-23145-51
23- 4	214-23146-00	28- 8	248-24726-00-33	23- 8	278-23145-51
23- 5	214-23156-00	13-35	256-14135-00	23-32	278-23158-50
23-10	214-23156-00	14-41	256-14197-01	23-33	278-23181-50
23-26	214-23318-00	16- 2	256-17837-00	31- 8	278-84324-21
26-20	214-24512-00	23-16	256-23142-60	13-11	280-14185-00
26-17	214-24535-00	36- 6	256-83316-00	13-12	280-14187-00
28-14	214-24724-00	36- 7	256-83321-00	19-28	288-21376-00
28- 9	214-24728-00-33	36-13	256-83336-01	23- 2	291-23126-60
29-12	214-25117-00	31- 9	260-84146-40	23- 6	291-23136-60
29-39	214-25118-00	33- 3	260-84514-40	23-20	291-23163-61
30-18	214-25130-00	35- 3	260-84514-40	23-29	291-23167-60
29-19	214-25149-01	4- 5	275-11681-00	31-10	306-84346-40
29-23	214-25151-00	13-30	275-14122-00	38- 2	307-82599-01
29-11	214-25194-00	14-36	275-14175-00	22- 1	308-21510-00-36
30-20	214-25351-00	14-37	275-14178-00	22- 2	308-21512-00-93
29-11	214-25394-00	14- 7	275-14185-00	29-20	308-25135-00
30-11	214-25394-00	30-50	275-22123-00	29-31	308-25138-00
30-11	214-25394-10	20- 6	275-22141-00	36- 4	308-83311-30
30-36	214-25412-00	29-37	275-25181-00	36-18	308-83311-30
30-35	214-25440-10	30-12	275-25317-00	36-14	308-83330-40-93
30-35	214-25444-10	30-16	275-25321-00	36-15	308-83340-40-93
25- 2	214-26241-00	30-31	275-25327-00	32- 5	308-83578-30
21-17	214-27413-00	30-33	275-25364-00	31- 6	308-84114-21
21-16	214-27421-00	30-34	275-25366-00	31- 6	308-84114-40
32- 5	214-83578-30	30-43	275-25367-00	31- 4	308-84115-21
25- 6	214-83912-01	37- 8	275-83318-00	31- 5	308-84120-21

NUMERICAL INDEX

Ref No.	Parts No.	Ref No.	Parts No.	Ref No.	Parts No.
31-11	308-84124-20	37-19	341-83321-01	9-14	363-15641-00
31- 8	308-84135-21	37- 6	341-83333-70	9-28	363-15656-00
31- 6	308-84346-40	37-17	341-83333-70	9-29	363-15659-00
33- 1	308-84510-40	31- 7	341-84312-40	9-16	363-15671-01
33- 1	308-84510-70	35- 6	341-84722-60	9-25	363-15674-00
33- 2	308-84511-71	35- 7	341-84724-60	9-18	363-15676-00
33- 3	308-84515-40	16-19	353-13552-01	9-26	363-15686-00
33-24	308-84517-40	38-29	353-81970-62	5-25	363-16344-00
33- 4	308-84521-40	38-24	353-82150-00	8- 8	363-18125-00
33- 4	308-84521-70	31- 7	357-84312-00	7-13	363-18511-00
33- 8	308-84547-40	13-36	360-14175-00	7-18	363-18531-00
33-12	308-84553-00	13-14	360-14184-00	7-15	363-18535-00
35-23	308-84553-00	5-15	360-16154-00	19-10	363-21471-00
31- 7	314-84112-10	5- 4	360-16321-00	26- 7	363-24183-00
31- 7	314-84112-20	7- 5	360-18141-02	30-48	363-25371-00
24-18	315-23441-00-98	27- 2	360-21761-00	25-32	363-26335-03
31- 9	317-84147-30	25-25	360-26329-02	21-30	363-27231-00
34- 1	317-84510-30	13-24	361-14147-00	1- 4	364-11351-00
34- 2	317-84511-30	25-11	361-82920-92	16- 3	364-13175-00
24-10	321-23435-01-98	25-12	361-82921-31	3- 6	364-15461-01
20- 5	322-22128-01	25-18	361-83980-30	9-22	364-15668-00
20-11	322-22213-20	11- 3	363-11198-00	5-23	364-16343-00
29- 5	322-25179-90	11- 6	363-12273-00	7-14	364-18511-00
29- 6	322-25189-90	11- 1	363-12281-01	6-23	365-17241-10
2- 8	328-15316-00	11- 8	363-12282-00	23-24	366-23111-60
19-13	341-23408-01	11- 4	363-12283-01	31-10	371-84312-60
28-18	341-24818-02	11-14	363-12292-01	25-33	382-26372-01
25-35	341-26290-20	16- 3	363-13175-00	19-18	395-21638-00
25-35	341-26290-51	12-18	363-13610-00	13-22	401-14136-00
25-36	341-26290-61	12-19	363-13613-00	29-26	431-25330-01
25-34	341-26397-01	12-20	363-13616-00	1- 2	434-11181-00
38- 6	341-26397-01	12-23	363-13621-00	15-22	434-14752-00
28-15	341-28185-00	14-23	363-14131-00	2-17	434-15118-00
28-17	341-28188-00	13-25	363-14137-00	9-24	434-15668-00
37- 5	341-83312-70	14-25	363-14137-00	5-18	434-16382-01
37-16	341-83312-70	13-28	363-14155-00	8-10	434-18121-00
37- 4	341-83313-70	13-27	363-14198-00	7-20	434-18122-00
37-15	341-83313-70	6-14	363-15383-00	7- 1	434-18541-03
37-18	341-83316-01	3- 4	363-15451-00	7- 3	434-18561-00

NUMERICAL INDEX

Ref No.	Parts No.	Ref No.	Parts No.	Ref No.	Parts No.
23-12	434-23171-00	4- 8	438-11635-01	30-16	438-25321-10
15-12	437-14771-00	4- 8	438-11636-01	30- 5	438-25391-90
19-31	437-21717-10	4- 8	438-11637-01	30- 6	438-25392-90
27-13	437-21779-00	4- 8	438-11638-01	30- 3	438-25396-90
23-38	437-23318-00	12- 1	438-14411-01	30- 4	438-25397-90
25-22	437-26240-20	12- 3	438-14412-00	25- 1	438-26111-00
25-23	437-26311-02	12- 7	438-14437-00	25-26	438-26393-00
28- 3	437-42726-00	12- 2	438-14451-01	21-14	438-27412-00
38-23	437-82110-11	15-26	438-14757-00	21-15	438-27422-00
38-23	437-82110-21	2- 9	438-15317-00	19-26	438-28100-10
38-18	437-82310-40	6- 2	438-17141-00	17-10	438-81321-20
38-11	437-82516-00	10- 7	438-17811-00	17- 7	438-81332-20
38- 9	437-82555-00	10- 9	438-17812-00	17- 2	438-81350-20
38-10	437-82556-00	10- 2	438-17831-00	38-22	438-82530-00
37- 9	437-83328-01	10- 1	438-17861-00	37- 1	438-83310-62-93
38-15	437-83371-12	8- 1	438-18111-00-93	37- 2	438-83320-62-93
32- 4	437-83513-00	19-19	438-21170-01-33	37-12	438-83330-30-93
32-10	437-83513-00	22-20	438-21610-00-36	37-23	438-83336-00
32-13	437-83523-00	22-20	438-21610-10-36	37-13	438-83340-30-93
32-14	437-83524-00	22-21	438-21629-01	37-24	438-83346-00
38- 4	437-83936-00	27- 1	438-21705-01-U2	38-28	438-83350-62
38- 5	437-83936-10	27- 1	438-21705-01-36	37-20	438-83368-02
25-20	437-83976-01	27- 1	438-21705-01-98	32-12	438-83519-01-98
35- 9	437-84525-60	19-30	438-21711-00	32- 9	438-83520-00
35-11	437-84527-60	19-33	438-21721-00	32- 6	438-83526-01
35-12	437-84551-61-20	27- 3	438-21754-00	32-11	438-83526-01
4- 9	438-11610-00	19-27	438-21755-00	32- 3	438-83536-30
4- 9	438-11610-10	20- 1	438-22110-01-33	32- 7	438-83540-02
4- 9	438-11610-20	20-27	438-22151-00	32-19	438-83550-00
4- 9	438-11610-30	20-10	438-22210-02	32-20	438-83560-00
4- 9	438-11610-40	20-21	438-22318-00-33	32- 1	438-83570-31
39- 1	438-11630-00	20-13	438-22311-02-33	33-24	438-84517-00
39- 1	438-11630-10	23-36	438-23121-00-36	35-28	438-84517-00
39- 1	438-11630-20	23-37	438-23131-00-36	13-41	439-14197-00
39- 1	438-11630-30	23-25	438-23340-00-33	38- 8	443-82508-20
39- 1	438-11630-40	28-10	438-24705-01	18-16	445-81328-20
4- 8	438-11631-01-96	30- 2	438-25304-00	18- 3	445-85509-20
4- 8	438-11631-01-98	30- 1	438-25311-00	18- 4	445-85512-20

NUMERICAL INDEX

Ref No.	Parts No.	Ref No.	Parts No.	Ref No.	Parts No.
18- 7	445-85514-20	39- 6	498-11650-00	19- 1	498-21110-13-33
18-14	445-85515-20	4- 4	498-11651-00	19-37	498-21485-00
18- 8	445-85519-20	16- 7	498-13101-00	19-38	498-21486-00
18-18	445-85528-20	16-23	498-13174-00	20- 1	498-22110-10-33
38-38	445-85540-22	12-15	498-13565-02	20-13	498-22311-11-33
18-11	445-85580-21	13-19	498-14112-30	23-17	498-23118-00
35-13	449-85131-00	13-26	498-14158-00-33	23-15	498-23124-00
6- 8	450-17121-00	13-15	498-14181-00-33	23-13	498-23170-00
22-13	453-21511-01	12-13	498-14453-01	26- 1	498-24110-00-X3
22-36	456-21621-00-36	15- 1	498-14610-01	26- 1	498-24110-00-X4
23-25	456-23340-31-33	15- 6	498-14718-00-93	26- 1	498-24110-00-X5
21- 1	456-27311-00	15-11	498-14729-01	26-12	498-24500-00
38-28	456-83350-40	2- 1	498-15111-01	26-19	498-24521-00
38-15	456-83371-21	2- 2	498-15121-01	26-18	498-24522-00
32- 1	456-83570-11	3-12	498-15363-00	26-13	498-24523-00
31- 3	456-84103-20	2-13	498-15371-00	26-14	498-24524-00
31- 3	456-84103-40	3-14	498-15371-00	26-16	498-24525-00
31- 3	456-84103-45	3- 1	498-15411-00	26- 4	498-24602-03
31- 5	456-84120-40	3- 7	498-15416-01	26- 5	498-24612-00
31- 5	456-84120-45	2-12	498-15418-10	29- 2	498-25104-00
31- 1	456-84130-41-36	3- 2	498-15421-00	29-21	498-25121-00
31- 9	456-84146-45	3- 5	498-15431-01	29-28	498-25155-00
35- 1	456-84510-22	3- 8	498-15456-00	29- 3	498-25196-90
35- 2	456-84511-21	9- 1	498-15611-00-93	29- 4	498-25197-90
35- 5	456-84521-21	9- 3	498-15621-00-91	25-24	498-26312-00
31- 3	457-84103-85	6-38	498-15651-02	25-30	498-26341-02
31- 5	457-84120-85	9-10	498-15661-00	25-31	498-26372-00
31-10	457-84146-85	9-23	498-15664-00	21-23	498-27211-00
31- 9	457-84147-85	4-20	498-16111-00	21-25	498-27212-00
21- 8	458-27315-00	5- 2	498-16150-00	21-24	498-27235-00
34-10	458-84558-30-20	5-14	498-16181-00	17- 1	498-81300-21
35- 8	479-84526-00	5- 1	498-16301-00	17- 3	498-81309-21
13-10	493-14166-00	5- 5	498-16325-00	17- 8	498-81312-21
1- 1	498-11111-01	5- 6	498-16351-00	17- 4	498-81313-21
1-11	498-11161-00	5- 3	498-16371-00	17-15	498-81315-21
1- 3	498-11311-00	5-26	498-16389-00	38-32	498-81910-20
4- 1	498-11400-00	6- 1	498-17411-00	38-32	498-81910-60
4- 2	498-11412-00	6-16	498-17421-01	38-40	498-82116-00
4- 3	498-11422-00	7-22	498-18151-02	38-18	498-82310-40

NUMERICAL INDEX

Ref No.	Parts No.	Ref No.	Parts No.	Ref No.	Parts No.
38- 1	498-82590-22	14-15	500-14146-00	26- 2	512-24244-10
38- 3	498-82599-00	14-28	500-14155-00	26- 3	512-24245-00
25- 4	498-82910-00	14-26	500-14158-00-33	26- 3	512-24245-10
25- 5	498-82911-00	14-39	500-14174-00	28- 1	512-24730-01
25- 3	498-83972-61	14-12	500-14181-00-33	28- 2	512-24731-01
31-12	498-84128-60	14-11	500-14184-00	21- 1	512-27311-00
13- 1	499-14101-00	14- 3	500-14190-25	21- 9	512-27331-00
15- 1	499-14610-01	12-13	500-14453-01	17- 1	512-81300-20
15-21	499-14753-01	2- 1	500-15111-00	17- 8	512-81312-20
15-25	499-14781-00	2- 2	500-15121-00	17- 4	512-81313-20
6-18	499-17221-00	4-20	500-16111-00	38-21	512-82370-10
1- 1	500-11111-00	5- 2	500-16150-00	38- 8	512-82508-41
1- 2	500-11181-00	5- 1	500-16301-00	38- 8	512-82508-46
1- 3	500-11311-00	25-24	500-26312-02	38- 1	512-82590-41
1- 4	500-11351-00	25-25	500-26329-01	36- 1	512-83310-40-93
4- 1	500-11400-01	18- 1	500-85500-21	36-11	512-83318-00
4- 2	500-11412-01	18- 9	500-85513-20	36-12	512-83328-00
4- 3	500-11422-00	18- 2	500-85550-20	25- 3	512-83972-41
4- 9	500-11610-00	14- 1	501-14101-00	31- 3	512-84110-30
4- 9	500-11610-10	14-27	509-14198-00	31- 5	512-84120-30
4- 9	500-11610-20	6-30	509-15381-00	33- 9	512-84551-20-20
4- 9	500-11610-30	3- 1	509-15411-00	33- 9	512-84551-40-20
4- 9	500-11610-40	6- 5	509-17131-00	39-12	513-00000-20
39- 1	500-11630-00	6- 7	509-17151-00	27-14	513-21787-00
39- 1	500-11630-10	6-20	509-17231-00	38- 1	513-82590-41
39- 1	500-11630-20	6-19	509-17251-00	29-43	521-25127-00
39- 1	500-11630-30	5-17	510-16356-00	30-46	521-25127-00
39- 1	500-11630-40	29-12	512-00000-20	13-20	644-14116-21
4- 8	500-11631-02-96	39-34	512-00000-60	17-12	654-81325-20
4- 8	500-11631-02-98	19- 1	512-21110-01-33	13-40	802-14173-00
4- 8	500-11635-02	19- 1	512-21110-02-33	14-40	802-14173-00
4- 8	500-11636-02	19- 1	512-21110-21-33	38-21	808-82370-10
4- 8	500-11637-02	19- 1	512-21110-81-33	38- 7	810-82591-00
4- 8	500-11638-02	22-20	512-21610-30-36	22-41	848-85131-01
16- 7	500-13101-00	27-14	512-21787-00	30-28	90101-08034
12-15	500-13565-01	23- 1	512-23101-01	19- 6	90101-08286
14-19	500-14112-30	23- 1	512-23101-31	21-19	90101-08292
14-13	500-14115-00	23-21	512-23112-30	30-54	90102-08019
14-35	500-14135-00	26- 2	512-24244-00	21- 2	90102-10006

NUMERICAL INDEX

Ref No.	Parts No.	Ref No.	Parts No.	Ref No.	Parts No.
30-49	90102-10007	19-22	90201-06067	30-44	90209-16138
19- 5	90105-08025	22-16	90201-06067	6- 6	90209-22082
19- 7	90105-10051	22-27	90201-06067	6-21	90209-22082
24-11	90105-14060	33-18	90201-06067	4- 7	90209-25085
33-13	90109-06022	35-17	90201-06067	8-14	90215-06016
35-24	90109-06022	29-32	90201-07076	8-17	90215-08015
33-13	90109-06294	24-14	90201-08083	6-36	90215-21022
21-28	90109-06339	24-15	90201-08083	11- 9	90240-03003
30-37	90109-08377	1- 6	90201-08100	5-27	90240-06005
21- 2	90109-08417	22-33	90201-08113	21-31	90240-06006
20-12	90109-10195	21- 5	90201-08578	21-35	90249-12008
7-12	90109-14390	1- 9	90201-11155	7-17	90250-08017
15- 3	90116-06216	4-15	90201-12535	19-16	90269-04003
1- 5	90116-08104	8- 6	90201-14220	4-23	90280-05013
1- 8	90116-10087	9- 7	90201-15234	4-24	90282-07019
23-28	90119-08012	6-39	90201-17255	6-17	90336-11025
25-28	90123-08046	5-20	90201-17327	25-19	90338-09012
26-21	90149-06011	6- 9	90201-20266	7-19	90338-10063
8-11	90149-06017	6-25	90201-20278	7- 7	90338-32031
5- 8	90159-06010	9-20	90201-20278	2-15	90340-14010
25-27	90170-10038	29-18	90201-22283	20- 3	90386-22077
4-17	90170-12181	9-12	90201-25287	22-18	90387-06388
5-10	90170-18089	6- 3	90201-25490	33-20	90387-07390
29-42	90171-14006	23-19	90201-34573	35-19	90387-07390
30-45	90171-16007	15- 9	90202-05005	12- 9	90387-07391
21-36	90179-06176	15- 8	90202-06010	19-21	90387-07391
25-29	90179-08148	26-22	90202-06010	22- 6	90387-07391
1-10	90179-10211	19-15	90206-04003	27-10	90387-07391
20- 8	90179-14163	26-15	90206-18025	15-13	90387-08242
6-37	90179-18020	15-27	90209-06061	22-32	90387-08258
4-22	90179-18172	33-21	90209-06095	10- 3	90387-10087
24- 9	90179-25033	35-20	90209-06095	29-40	90387-15111
19- 4	90185-08054	36- 8	90209-08028	29-38	90387-15117
23-31	90185-08054	19- 2	90209-08050	20- 2	90387-16398
19- 9	90185-10035	37-21	90209-08098	30-42	90387-17140
19-35	90201-05031	33-14	90209-08125	30-30	90387-17141
20-16	90201-06052	35-25	90209-08125	30-25	90387-17450
20-16	90201-06052	26- 9	90209-10101	6-34	90387-25193
15-17	90201-06067	29-41	90209-14136	16-16	90430-04004

NUMERICAL INDEX

Ref No.	Parts No.	Ref No.	Parts No.	Ref No.	Parts No.
5-24	90430-12036	33-19	90480-14102	11-10	91401-16010
27- 5	90430-29114	35-18	90480-14102	11-12	91401-16010
16-20	90445-05217	22-17	90480-14198	30-17	91401-20018
2-14	90445-07040	33-26	90480-15061	21- 3	91401-20025
3-15	90445-07177	15-14	90480-20132	21-33	91401-25012
27- 6	90445-09124	26- 8	90480-25135	21-11	91401-25018
26-23	90445-11149	16-18	90501-02018	30-53	91401-25018
38-36	90446-07093	23-14	90501-03384	29-22	91401-30030
38-37	90446-09077	7-10	90501-10062	30-47	91401-30030
27- 8	90446-09099	21-34	90501-10245	38- 6	91501-05055
38-27	90446-09100	9- 6	90501-12081	21-10	91701-08028
12-14	90460-43053	5- 7	90501-23138	2- 3	91830-22016
12-14	90460-51059	9-17	90501-23143	3-11	91830-22016
12-12	90460-54062	19-17	90502-08005	15- 7	91903-06012
2-11	90462-05005	29-27	90507-20002	15-10	91903-06035
22-12	90465-08028	30-19	90507-20002	12- 4	92501-06012
23-39	90465-08028	21- 7	90507-29019	15-23	92501-06012
3-16	90465-10069	21- 7	90507-29021	17-18	92501-06020
2-12	90465-20035	7-21	90508-08008	18-19	92501-06020
27- 7	90467-08003	11- 7	90508-10010	22-37	92501-06020
26-24	90467-10008	5-19	90508-12131	38-19	92501-06020
16-21	90468-02033	21-18	90508-20023	2-18	92501-08012
16-22	90468-02033	21-12	90508-23305	33- 6	92503-06015
28- 7	90468-10050	8- 9	90508-32052	37-11	92503-06015
32-15	90468-10050	9-21	90508-32060	6-15	92701-06015
23-27	90468-20070	21-27	90508-45167	6-31	92701-06015
24-21	90468-20071	20-15	90560-05001	12-22	92901-03100
28-16	90480-06007	20-15	90560-05001	13-17	92901-04100
33-25	90480-12013	22-19	90560-06151	14-17	92901-04100
19-32	90480-12053	3- 3	91316-06025	18-13	92901-04100
19-34	90480-12053	3- 9	91316-06030	16-10	92901-05100
20-14	90480-12096	3-10	91316-06040	17- 6	92901-05100
20-14	90480-12096	2- 4	91316-06055	18- 6	92901-05100
19-29	90480-12172	2-5	91316-06060	22-43	92901-05100
12- 8	90480-14102	2- 6	91316-06070	38-13	92901-05100
19-20	90480-14102	2- 7	91316-06095	38-31	92901-05100
22- 7	90480-14102	5-28	91401-10010	38-12	92901-05600
37- 9	90480-14102	16-14	91401-12018	8-13	92901-06100

NUMERICAL INDEX

Ref No.	Parts No.	Ref No.	Parts No.	Ref No.	Parts No.
10-10	92901-06100	34-12	92901-06200	29-15	93102-20009
12- 5	92901-06100	37-10	92901-06300	6-33	93102-35054
12-10	92901-06100	22-39	92901-06600	4-14	93103-30092
12-17	92901-06100	20-20	92901-06600	4-18	93103-40091
15- 4	92901-06100	22-11	92901-06600	29-35	93104-07003
15-18	92901-06100	22-24	92901-06600	10- 8	93104-07036
15-24	92901-06100	23-42	92901-06600	30-15	93104-46029
15-28	92901-06100	28-13	92901-06600	29-25	93105-50010
17-19	92901-06100	32-18	92901-06600	30-41	93106-25003
18-20	92901-06100	38-35	92901-06600	8- 7	93109-14005
19-12	92901-06100	15-15	92901-08100	9- 9	93109-20014
19-23	92901-06100	19- 3	92901-08100	11- 2	93210-05215
20-19	92901-06100	20-23	92901-08100	14-38	93210-09285
22-10	92901-06100	20-26	92901-08100	2-10	93210-11073
22-15	92901-06100	22-34	92901-08100	29-33	93210-14104
22-23	92901-06100	24-16	92901-08100	10- 6	93210-17239
22-26	92901-06100	24-20	92901-08100	14-14	93210-18283
22-38	92901-06100	30-55	92901-08100	3-13	93210-19123
23-41	92901-06100	31-15	92901-08200	15-20	93210-27250
25-10	92901-06100	31-16	92901-08100	4-19	93210-29282
25-17	92901-06100	36- 9	92901-08100	30-32	93210-31114
27-11	92901-06100	36-20	92901-08100	14-24	93210-40284
28- 5	92901-06100	21- 4	92901-08600	13- 9	93220-09001
28-12	92901-06100	21-13	92901-08600	29-16	93306-20203
32-17	92901-06100	20-24	92901-08600	29-14	93306-20205
33-15	92901-06100	23-30	92901-08600	30-14	93306-20309
33-22	92901-06100	19- 8	92901-10100	6-13	93306-20515
34- 9	92901-06100	26-10	92901-10100	4-13	93306-20601
34-13	92901-06100	30-51	92901-10100	6-32	93306-30512
35-21	92901-06100	4-16	92901-12100	4-13	93306-30615
35-26	92901-06100	20- 7	92901-14100	4-10	93310-21874
38-17	92901-06100	29-41	92901-14200	4- 6	93310-42541
38-20	92901-06100	5-11	92901-18100	6-11	93311-42012
38-34	92901-06100	5-12	92901-18200	6-27	93313-32008
12- 6	92901-06200	35-14	92903-05100	5-22	93315-11720
17-20	92901-06200	33-10	92903-06300	6-40	93410-17008
18-21	92901-06200	16- 5	93101-10001	6-10	93410-19015
21-32	92901-06200	16-12	93101-10001	6-26	93410-19015
23-44	92901-06200	5-21	93102-17004	9-19	93410-19015

NUMERICAL INDEX

Ref No.	Parts No.	Ref No.	Parts No.	Ref No.	Parts No.
29-17	93410-22014	16-11	95301-05600	19-11	97301-06012
7- 6	93410-30012	22-42	95301-05600	20-18	97301-06012
30-40	93410-52034	11-11	95301-05700	28- 4	97301-06012
7-23	93430-07012	8-12	95301-06600	34-11	97301-06012
9-30	93430-07012	15- 5	95301-06600	38-16	97301-06012
7-16	93430-08006	22-40	95301-06600	38-33	97301-06012
8-15	93430-10016	23-43	95301-06600	10-11	97301-06015
9- 8	93430-10016	29-30	95301-06600	15-19	97301-06015
8- 5	93430-12009	33-16	95301-06600	22-25	97301-06015
6- 4	93440-25019	34- 8	95301-06600	22-22	97301-06018
6-22	93440-25019	35-27	95301-06600	21-26	97301-06020
9-15	93440-25019	21-29	95301-06700	22- 5	97301-06020
9-11	93440-25027	25- 9	95301-06700	22- 9	97301-06020
4-12	93450-20026	25-16	95301-06700	23-40	97301-06020
23-11	93450-30033	15-29	95301-06800	25- 8	97301-06022
24- 3	93501-04011	22- 8	95301-06800	25-15	97301-06022
24- 6	93503-16010	33-11	95301-06800	12-11	97301-06025
16-17	93505-32002	33-23	95301-06800	19-25	97301-06025
9- 5	93507-32009	34-14	95301-06800	22-14	97301-06025
5-16	93511-32027	35-22	95301-06800	27-12	97301-06025
7- 8	93604-08071	1- 7	95301-08600	28-11	97301-06025
7- 2	93604-18100	22-28	95301-08600	29-29	97301-06025
30-24	93700-06001	30-56	95301-08600	33-17	97301-06025
20- 9	93700-06005	31-17	95301-08600	35-16	97301-06025
29- 8	94130-21103	36-10	95301-08600	19-24	97301-06030
30- 7	94140-18062	36-21	95301-08600	29-29	97301-06030
29- 9	94230-21038	21- 6	95301-08900	20-25	97301-08010
30- 8	94240-18024	26-11	95301-10700	20-22	97301-08018
29-10	94327-21024	30-52	95301-10700	15-16	97301-08035
30-10	94340-18022	20-30	95301-12700	22-30	97301-08035
29- 7	94416-21133	21- 6	95302-10900	22-29	97301-08050
30- 9	94418-18051	35-15	95303-05600	30-23	97303-06020
29- 7	94418-21148	37- 7	95303-08600	31-14	97304-08035
30- 9	94421-18079	37-22	95303-08600	9-27	97310-06015
30-38	94585-20100	30-29	95303-08700	9- 4	97311-08030
30-38	94585-20102	22-35	95303-08800	8- 3	97321-06020
30-39	94685-20001	24-17	95303-08800	12-16	97321-06025
1-12	94701-00045	29-30	95601-06100	32-16	97321-06030
1-12	94701-00046	21-20	95601-08100	21-21	97321-08025
		21-22	95701-12100		

NUMERICAL INDEX

Ref No.	Parts No.	Ref No.	Parts No.	Ref No.	Parts No.
24-19	97323-08035				
24-12	97323-08055				
24-12	97323-08055				
24-13	97323-08060				
18-17	98501-04006				
18-15	98501-04008				
14-16	98501-04016				
20-17	98501-05010				
20-17	98501-05010				
19-36	98501-05012				
16- 6	98501-05015				
38-30	98501-05018				
17- 9	98501-05025				
38-14	98501-05025				
17- 5	98501-05035				
18- 5	98501-05035				
18-10	98501-05035				
13-16	98503-04015				
18-12	98503-04015				
25-21	98503-05020				
12-21	98512-03008				
7- 4	98701-05012				
16-15	98901-04008				

www.legends-yamaha-enduros.com

www.legends-yamaha-enduros.com